



BEAUMONT-CHERRY VALLEY WATER DISTRICT
560 Magnolia Avenue, Beaumont, CA 92223

NOTICE AND AGENDA
MEETING OF THE FINANCE AND AUDIT COMMITTEE
of the Board of Directors

*This meeting is hereby noticed pursuant to
California Government Code Section 54950 et. seq.*

Wednesday, July 1, 2026 – 3:00 p.m.
560 Magnolia Avenue, Beaumont, CA 92223
NOTE DATE CHANGE DUE TO HOLIDAY

TELECONFERENCE NOTICE

*The BCVWD F&A Committee members will attend in person
at the BCVWD Administrative Office.*

*The meeting is available to the public via Zoom video teleconference
To access the Zoom conference, use the link below:*

<https://us02web.zoom.us/j/81357113079?pwd=QTZYV2RZTVBNQ1lqQ2FkTEpXNFdUUT09>

To telephone in, please dial: (669) 900-9128
Enter Meeting ID: 813 5711 3079
Enter Passcode: 346756

*For Public Comment, use the “Raise Hand” feature if on the video call when
prompted. If dialing in, please dial *9 to “Raise Hand” when prompted*

*BCVWD provides remote attendance options primarily as a matter of
convenience to the public. BCVWD will not stop or suspend its in-
person public meeting should a technological interruption occur with
respect to the Zoom teleconference or call-in line listed on the agenda.
Members of the public are encouraged to attend BCVWD meetings in
person at the above address, or remotely using the options listed.*

Meeting materials will be available on the BCVWD’s website:
<https://bcvwd.gov/document-category/fa-committee-agendas/>

FINANCE & AUDIT COMMITTEE MEETING – JULY 1, 2026

CALL TO ORDER

ROLL CALL

	David Hoffman, Chair
	Lona Williams

	John Covington (alternate)
--	----------------------------

PUBLIC COMMENT

PUBLIC COMMENT: RAISE HAND OR PRESS *9 for Public Comment or to request to speak when prompted. At this time, any person may address the Finance and Audit Committee on matters within its jurisdiction which are not on the agenda. However, any non-agenda matters that require action will be referred to staff for a report and possible action at a subsequent meeting. Please limit your comments to three minutes. Sharing or passing time to another speaker is not permitted.

ACTION ITEMS

1. **Adjustments to the Agenda:** In accordance with Government Code Section 54954.2, additions to the agenda require a 2/3 vote of the legislative body, or if less than 2/3 of the members are present, a unanimous vote of those members present, which makes the determination that there is a need to take action, and the need to take action arose after the posting of the agenda.
 - a. Item(s) to be removed or continued from the Agenda
 - b. Emergency Item(s) to be added to the Agenda
 - c. Changes to the order of the agenda
2. **Review and Acceptance of the Minutes of the Finance and Audit Committee**
Minutes may be accepted by consensus
 - a. June 11, 2026 Special Meeting (pages 4 - 9)
3. **Receive and File the Check Register for the Month of May 2026** (pages 10 - 24)
4. **Financial Reports/Recommendations**
 - a. Review of the May 2026 Budget Variance Reports (pages 25 - 38)
 - b. Review of the May 31, 2026 Cash and Investment Balance Report (pages 39 - 67)
 - c. Review of Check Register for the Month of June 2026 (pages 68 - 83)
 - d. Review of June 2026 Invoices Pending Approval (pages 84 - 86)
5. **Expense and Per Diem Compensation Claims Submitted for Approval** (pages 87 - 102)
6. **Report on Director Event Attendance** (page 103)

ANNOUNCEMENTS

- District offices will be closed in observance of Independence Day: Thursday, Jul. 2
- Regular Board Meeting: Wednesday, Jul. 8 at 6:00 p.m.
- Personnel Committee: Tuesday, Jul. 21 at 4:30 p.m.
- Engineering Workshop: Thursday, Jul. 23 at 6:00 p.m.
- Beaumont Basin Watermaster Committee: Wednesday, Aug. 5 at 11:00 a.m.
- Collaborative Agencies meeting: Wednesday, Aug. 5 at 5:00 p.m.
- Finance & Audit Committee meeting: Thursday, Aug. 6 at 3:00 p.m.
- San Geronio Pass Regional Water Alliance: Wednesday, Sept. 23 at 5:00 p.m.

ADJOURNMENT

AVAILABILITY OF AGENDA MATERIALS - Agenda exhibits and other writings that are disclosable public records distributed to all or a majority of the members of the Beaumont-Cherry Valley Water District Finance and Audit Committee in connection with a matter subject to discussion or consideration at a meeting of the Finance and Audit Committee are available for public inspection in the District's office, at 560 Magnolia Avenue, Beaumont, California ("District Office") during business hours, Monday through Thursday from 7:30 a.m. to 5 p.m. If such writings are distributed to members of the Board less than 72 hours prior to the meeting, they will be available from the District Office at the same time or within 24 hours' time as they are distributed to all or a majority of the Board of Directors, except that if such writings are distributed one hour prior to, or during the meeting, they can be made available in the Board Room at the District Office. Materials may also be available on the District's website: <http://bcvwd.gov>

REVISIONS TO THE AGENDA - In accordance with §54954.2(a) of the Government Code (Brown Act), revisions to this Agenda may be made up to 72 hours before the Finance and Audit Committee Meeting, if necessary, after mailings are completed. Interested persons wishing to receive a copy of the set Agenda may pick one up at the District Office, located at 560 Magnolia Avenue, Beaumont, California, up to 72 hours prior to the Finance and Audit Committee Meeting.

REQUIREMENTS RE: DISABLED ACCESS - In accordance with Government Code §54954.2(a), requests for a disability related modification or accommodation, including auxiliary aids or services, in order to attend or participate in a meeting, should be made to the District Office, at least 48 hours in advance of the meeting to ensure availability of the requested service or accommodation. The District Office may be contacted by telephone at (951) 845-9581, email at info@bcvwd.gov or in writing at the Beaumont-Cherry Valley Water District, 560 Magnolia Avenue, Beaumont, California 92223.

CERTIFICATION OF POSTING: A copy of the foregoing notice was posted near the regular meeting place of the Finance and Audit Committee of the Beaumont-Cherry Valley Water District and to its website at least 72 hours in advance of the meeting (Government Code §54954.2(a)).



BEAUMONT-CHERRY VALLEY WATER DISTRICT
560 Magnolia Avenue, Beaumont, CA 92223

MINUTES OF THE FINANCE AND AUDIT COMMITTEE SPECIAL MEETING
Thursday, June 11, 2026 at 3:00 p.m.

CALL TO ORDER

Chair Hoffman called the meeting to order at 3:14 p.m.

Attendance

Directors present:	Director David Hoffman and Director Lona Williams
Directors absent:	None
Staff present:	General Manager Dan Jagers Director of Information Technology & Cybersecurity Robert Rasha Director of Finance and Administration Sylvia Molina Director of Operations James Bean Finance Manager William Clayton Management Analyst I Edith Garcia Management Analyst II Erica Gonzales Administrative Clerk Crystal Ocegueda Administrative Assistant Cenica Smith
Members of the public:	None

PUBLIC COMMENT: None.

ACTION ITEMS

1. **Adjustments to the Agenda:** Chair Hoffman adjusted the order of items on the agenda to move forward Item 7 the External Audit and Annual Comprehensive Financial Report.
2. **Review and Acceptance of the Minutes of the Finance and Audit Committee**
 - a. May 7, 2026 Regular Meeting

The Committee accepted the minutes as presented by the following vote:

MOVED: Hoffman	SECONDED: Williams	APPROVED 2-0
AYES:	Williams, Hoffman	
NOES:	None	
ABSTAIN:	None	
ABSENT:	None	

Item 7 was called out of order.

7. Review of Draft 2025 External Audit and Annual Comprehensive Financial Report

Finance Manager Clayton introduced representative Devin Feldhut from Rogers, Anderson, Malody & Scott (RAMS), the District's independent auditing firm, who reported that the District received an unmodified ("clean") audit opinion for the fiscal year ending December 31, 2025, representing the highest level of assurance that can be provided on the financial statements. Mr. Feldhut explained that the audit was conducted in accordance with generally accepted auditing standards and governmental auditing standards and concluded that the District's financial statements were fairly presented in all material respects. No material weaknesses, significant deficiencies, or compliance findings were identified during the audit process.

At Chair Hoffman's request, staff and the auditors discussed the audit process and the effort required to complete the annual financial review. Staff explained that significant work occurs throughout the first quarter of each year to reconcile accounts, verify supporting documentation, review transactions, and prepare required financial reports, all pertaining to the year just ended, before the auditors arrive for fieldwork. Each member of the Finance Department is responsible for reviewing and validating specific areas of the District's financial records, while the auditors perform independent testing and verification of selected transactions and account balances.

Clayton then provided an overview of the Annual Comprehensive Financial Report (ACFR), highlighting key financial statements and notable year-end results. He explained that the District's total assets increased significantly during 2025, largely due to approximately \$13 million in developer-dedicated infrastructure accepted by the District. General Manager Dan Jagers provided additional context regarding developer-installed infrastructure, capital asset accounting, depreciation practices, and the District's ongoing investment in facilities and equipment. Staff reported that cash receipts from customers increased in 2025 compared to 2024 due to a combination of higher water consumption resulting from hotter, drier conditions and the implementation of the District's rate increase in May 2025. Staff noted that growth in customer connections contributed only minimally to the overall increase in revenue.

Chair Hoffman asked several questions regarding audit hours, year-end reconciliations, depreciation, capitalized assets, vehicle leasing, and accounting treatment of various District assets. Director Williams inquired about how the District compares with similar agencies and received positive feedback from the auditor regarding the quality of the District's financial records, internal processes, and staff cooperation during the audit. Director Williams also commended staff, noting the report reflected no cybersecurity incidents during the year, and Director of Information Technology and Cybersecurity Robert Rasha emphasized the importance of continued investment in cybersecurity infrastructure and employee awareness.

Clayton noted the District's continued participation in the Government Finance Officers Association award program.

The Committee recommended the independent auditors' unmodified ("clean") opinion on the BCVWD financial statements for the fiscal year ended December 31, 2025, as presented in the Final December 31, 2025, Annual Comprehensive Financial Report (ACFR) be presented to the full Board by the following vote:

MOVED: Hoffman	SECONDED: Williams	APPROVED 2-0
AYES:	Hoffman, Williams	
NOES:	None	
ABSTAIN:	None	
ABSENT:	None	

3. Receive and file the Check Register for the Month of April 2026

The Committee received and filed the Check Register as presented by the following vote:

MOVED: Hoffman	SECONDED: Williams	APPROVED 2-0
AYES:	Hoffman, Williams	
NOES:	None	
ABSTAIN:	None	
ABSENT:	None	

4. Financial Reports/Recommendations

- a. Review of the April 2026 Budget Variance Reports
- b. Review of the April 30, 2026 Cash and Investment Balance Report
- c. Review of Check Register for the Month of May 2026
- d. Review of May 2026 Invoices Pending Approval

Chair Hoffman noted that revenues were slightly exceeding budget benchmarks while expenditures remained below budgeted levels, indicating that the District’s financial performance was tracking favorably through the first four months of the year. He highlighted strong results in both operating and non-operating revenues and pointed to the executive summary’s notable highlights as evidence that the District remained on track with budget projections. Director Williams commented on the strength of interest income, noting that approximately 62 percent of the annual budgeted amount had already been realized through April.

Chair Hoffman reviewed the April 30, 2026 Cash Flow and Investment Balance Report, noting that the District’s cash and marketable securities portfolio had a market value of approximately \$91.3 million and continued to perform well. He highlighted investment yields ranging from approximately 3.76 percent to 4.02 percent and commented that the returns remained favorable. During discussion, Director Williams and Finance Manager Clayton clarified that Local Agency Investment Fund (LAIF) income is recognized when earned rather than when received and therefore had been recorded in the prior month’s report.

Staff highlighted and/or responded to Committee inquiries regarding the following items:

- Enterprise Fleet Vehicle Sales: Staff reported that retired District vehicles were sold through the Enterprise fleet program, with sale proceeds credited back to the District and additional vehicles currently undergoing auction.
- Enterprise Fleet Maintenance Program: Staff explained that leased vehicles are enrolled in a maintenance program that covers routine service and many repairs, while the District remains responsible for consumable items such as tires and brakes.

- Property Appraisal Services: Staff clarified that a \$7,500 appraisal expense represented one-half of the appraisal costs associated with the Brookside and Hannon properties currently under negotiation.
- Internal District Accounting Transfers: Staff explained that checks issued to BCVWD accounts, including those related to development projects, represent internal accounting transfers used to consolidate funds between District accounts held on behalf of development projects.
- Public Notification Costs: Staff noted that required public notification mailings related to chromium-6 compliance cost approximately \$14,000 per mailing and have already occurred twice during the year. Staff advised that additional notices may require future budget transfers if further mailings become necessary.
- Well 25 and Chromium-6 Compliance: Staff reported that operational adjustments related to a City of Banning well outage and ongoing chromium-6 compliance requirements have reduced operational flexibility and may result in additional costs.
- Well Site Landscape Improvements: Staff explained purchases of rock and landscaping materials for improvements at Well 25 and several canyon well sites as part of ongoing efforts to improve site appearance, install weed barriers, and complete facility rehabilitation projects.

The Committee recommended presenting the financial reports 4a to 4d to the Board of Directors for approval by the following vote:

MOVED: Hoffman	SECONDED: Williams	APPROVED 2-0
AYES:	Hoffman, Williams	
NOES:	None	
ABSTAIN:	None	
ABSENT:	None	

5. Expense and Per Diem Compensation Claims Submitted for Approval

The Committee reviewed the Expense and Per Diem Compensation Claims without comment.

The claims were approved by the following vote:

MOVED: Hoffman	SECONDED: Williams	APPROVED 2-0
AYES:	Hoffman, Williams	
NOES:	None	
ABSTAIN:	None	
ABSENT:	None	

6. Report on Director Event Attendance

The Committee reviewed the Report on Director Event Attendance without comment.

The Director Event Attendance Report was approved by the following vote:

MOVED: Williams	SECONDED: Hoffman	APPROVED 2-0
AYES:	Hoffman, Williams	
NOES:	None	
ABSTAIN:	None	
ABSENT:	None	

7. Review of Draft 2025 External Audit and Annual Comprehensive Financial Report)

This item was heard earlier in the meeting.

8. Annual Disclosure (California Government Code Section 66013(d)), Fiscal Year 2025 Capacity Charges

Finance Manager Clayton presented the annual disclosure report for capacity charge activity, explaining that the report is prepared each year to provide transparency and accountability regarding the collection and use of growth-related capacity charge revenues. Although the report has historically been presented directly to the Board, staff elected to bring it to the Finance and Audit Committee first this year to provide an opportunity for review and discussion. Clayton explained that the report summarizes beginning and ending restricted balances, capacity charges and front footage fees collected, interest earnings allocated to restricted funds, and expenditures on completed and ongoing capital improvement projects. More than \$55 million of the District's cash balance is restricted for future growth-related capital improvements and the report identifies both projects funded during the prior year and planned capital projects through 2030 that will utilize those restricted funds.

In response to Director Williams, Clayton explained that the disclosure covers activity through December 31, 2025, and therefore reflects the rates that were in effect during that period; the updated capacity charges adopted in February 2026 will be reflected in future reports. Staff clarified that the law requires the information to be made publicly available but does not require submission to any outside agency.

The Committee received and filed the report and forwarded it to the Board for review by the following vote:

MOVED: Williams	SECONDED: Hoffman	APPROVED 2-0
AYES:	Hoffman, Williams	
NOES:	None	
ABSTAIN:	None	
ABSENT:	None	

9. Comparison of Pooled Investment Options

Finance Manager Clayton presented a high-level comparison of three pooled investment programs available to California public agencies: CalFIT Stable Value Pool, California CLASS Prime Fund, and the California Asset Management Program (CAMP). He explained that the item was informational and intended to provide the Committee with an overview of additional short-term investment options. All three programs are professionally managed pooled investments similar to CalTRUST and LAIF, with a focus on preserving principal, maintaining daily liquidity, and providing a stable net asset value. The programs offered comparable yields and liquidity features, with primary differences relating to management structure and expense ratios.

The Committee discussed how the pooled investment options compare to the District's existing investment strategy. Chair Hoffman observed that the reported yields were generally comparable to the District's current returns and commented that the information was useful in confirming the competitiveness of the District's existing investment program. Clayton noted that the primary benefit would be additional diversification rather than a significant increase in earnings, and stated that staff had no recommendation to pursue any specific option at this time.

Director Williams asked how investment management fees are reflected in the pooled investment programs, and staff explained that, unlike the District's separately managed portfolio, the expense

ratios are generally embedded within the reported investment returns and are not always presented as readily identifiable dollar amounts.

10. Update: BCVWD 2027 Operating Budget Timeline

Staff presented the annual budget development schedule, noting that the District has expanded internal, committee, and Board review meetings to improve transparency and provide earlier budget information while still meeting year-end adoption deadlines, and reported that the mid-year budget review was intentionally delayed to incorporate May financial data and provide more accurate projections for summer revenues and expenditures.

The Committee approved the 2025 Operating Budget Timeline and forwarded it to the Board for review by the following vote:

MOVED: Hoffman	SECONDED: Williams	APPROVED 2-0
AYES:	Hoffman, Williams	
NOES:	None	
ABSTAIN:	None	
ABSENT:	None	

11. Acknowledge Receipt of the Operating Budget Excellence Award from the California Society of Municipal Finance Officers for BCVWD's FY 2026 Operating Budget and 2026-2030 Capital Improvement Budget

The Committee acknowledged the award and forwarded it to the Board for review by the following vote:

MOVED: Hoffman	SECONDED: Williams	APPROVED 2-0
AYES:	Hoffman, Williams	
NOES:	None	
ABSTAIN:	None	
ABSENT:	None	

ANNOUNCEMENTS

Chair Hoffman pointed out the following announcements:

- Personnel Committee: Tuesday, Jun. 16 at 4:30 p.m.
- San Geronio Pass Regional Water Alliance: Wednesday, Jul. 22 at 5:00 p.m.
- Engineering Workshop: Thursday, Jun. 25 at 6:00 p.m.
- Finance & Audit Committee meeting: Wednesday, Jul. 1 at 3:00 p.m. (note date change due to holiday)
- District offices will be closed in observance of Independence Day: Thursday, Jul. 2

ADJOURNMENT: 4:39 P.M.

David Hoffman, Chairman
to the Finance and Audit Committee of the Beaumont-Cherry Valley Water District

Accounts Payable

Checks by Date - Detail by Check Date

User: wclayton
 Printed: 5/28/2026 10:58 AM

Beaumont-Cherry Valley Water District

560 Magnolia Avenue
 Beaumont California 92223
 (951) 845-9581
<https://bcvwd.gov>



Check No	Vendor No Invoice No	Vendor Name Description	Check Date Reference	Check Amount
17675	AR-Meri2 04302026 04302026	Meritage Homes/BCVWD AR Refund - TR 31462-26 Post to AR 710 AR Refund - TR 31462-26 Post to AR 710	05/01/2026	15,000.00 19,802.06
Total for Check Number 17675:				34,802.06
17676	AR-SDC 3 04302026 04302026	SDC Fairway Canyon LLC/BCVWD AR Refund - TR 31462-26 Post to AR 710 AR Refund - TR 31462-26 Post to AR 710	05/01/2026	510.66 700.00
Total for Check Number 17676:				1,210.66
Total for 5/1/2026:				36,012.72
ACH	10037 2668838-2371-5 2668838-2371-5 2668838-2371-5 2668844-2371-3 2668844-2371-3	Waste Management Of Inland Empire Recycling Dumpster Charges - 815 E 12th May 2026 Organics Cart Charges - 815 E 12th May 2026 Yard Dumpsters - 815 E 12th May 2026 Monthly Sanitation - 560 Magnolia May 2026 Recycling Dumpster Charges - 560 Magnolia May 2026	05/07/2026	114.02 63.68 376.46 138.46 114.02
Total for this ACH Check for Vendor 10037:				806.64
ACH	10138 HW201 Apr 2026	ARCO Business Solutions ARCO Fuel Charges 04/28-05/04/2026	05/07/2026	2,826.77
Total for this ACH Check for Vendor 10138:				2,826.77
ACH	10284 420260074 420260074	Underground Service Alert of Southern California 132 New Ticket Charges Apr 2026 Monthly Maintenance Fee	05/07/2026	283.80 10.00
Total for this ACH Check for Vendor 10284:				293.80
ACH	10350 245518	NAPA Auto Parts Fluid Dex-Cool - Trailers	05/07/2026	72.30
Total for this ACH Check for Vendor 10350:				72.30
ACH	10709 Y783213	Core & Main LP (2) 27x340 Polywrap CLR 10-12 DIP 8MIL PERF	05/07/2026	541.10
Total for this ACH Check for Vendor 10709:				541.10
ACH	11038 39526222	Clark Pest Control Pest Control - 39500 Brookside Ave	05/07/2026	76.00
Total for this ACH Check for Vendor 11038:				76.00
ACH	10085 1003281689 1003281689 1003281689 1003281689 1003281689 1003281689 1003281689	CalPERS Retirement System PR Batch 00001.05.2026 CalPERS 7% EE Deduction PR Batch 00001.05.2026 CalPERS 1% ER Paid PR Batch 00001.05.2026 CalPERS ER PEPRA PR Batch 00001.05.2026 CalPERS 8% ER Paid PR Batch 00001.05.2026 CalPERS 8% EE Paid PR Batch 00001.05.2026 CalPERS 8.25% EE PEPRA PR Batch 00001.05.2026 CalPERS ER Paid Classic	05/07/2026	1,487.80 212.54 10,681.51 1,347.01 2,626.94 10,105.78 12,554.38
Total for this ACH Check for Vendor 10085:				39,015.96

Check No	Vendor No Invoice No	Vendor Name Description	Check Date Reference	Check Amount
ACH	10087 2-145-725-776 2-145-725-776	EDD PR Batch 00001.05.2026 CA SDI PR Batch 00001.05.2026 State Income Tax	05/07/2026	2,616.62 8,525.76
Total for this ACH Check for Vendor 10087:				11,142.38
ACH	10094 270652710655068 270652710655068 270652710655068 270652710655068 270652710655068	U.S. Treasury PR Batch 00001.05.2026 Medicare Employee Portion PR Batch 00001.05.2026 FICA Employee Portion PR Batch 00001.05.2026 Medicare Employer Portion PR Batch 00001.05.2026 Federal Income Tax PR Batch 00001.05.2026 FICA Employer Portion	05/07/2026	2,977.89 12,733.00 2,977.89 21,723.81 12,733.00
Total for this ACH Check for Vendor 10094:				53,145.59
ACH	10141 56453706	Ca State Disbursement Unit PR Batch 00001.05.2026 Garnishment	05/07/2026	379.84
Total for this ACH Check for Vendor 10141:				379.84
ACH	10264 1003281733 1003281733 1003281733 1003281733 1003281733	CalPERS Supplemental Income Plans PR Batch 00001.05.2026 457 Loan Repayment PR Batch 00001.05.2026 CalPERS 457 PR Batch 00001.05.2026 100% Contribution PR Batch 00001.05.2026 CalPERS ER Paid-Staff PR Batch 00001.05.2026 ROTH-Post-Tax	05/07/2026	257.84 3,532.31 471.05 71.60 1,000.00
Total for this ACH Check for Vendor 10264:				5,332.80
ACH	10984 1778005360005 1778005360005 1778005360005 1778005360005 1778005360005	MidAmerica Administrative & Retirement Solutions PR Batch 00001.05.2026 401(a) Defined Comp PR Batch 00001.05.2026 401a Sick Contribution PR Batch 00001.05.2026 401(a) ER Paid-Staff PR Batch 00001.05.2026 401a-Vacation Contribution PR Batch 00001.05.2026 401a Cash Contribution	05/07/2026	925.00 221.39 271.10 1,008.03 230.00
Total for this ACH Check for Vendor 10984:				2,655.52
ACH	11152 939356	Sterling Health Services, Inc PR Batch 00001.05.2026 Flexible Spending Account (PT)	05/07/2026	1,116.66
Total for this ACH Check for Vendor 11152:				1,116.66
ACH	10894 0001895535	Liberty Dental Plan Liberty Dental - May 2026	05/07/2026	473.96
Total for this ACH Check for Vendor 10894:				473.96
ACH	10901 241440 70284	Ameritas Life Insurance Corp. Ameritas Dental May 2026 Ameritas Vision May 2026	05/07/2026	2,414.40 702.84
Total for this ACH Check for Vendor 10901:				3,117.24
ACH	10902 53743680413544	Colonial Life Col Life Premiums Apr 2026	05/07/2026	4,162.48
Total for this ACH Check for Vendor 10902:				4,162.48
ACH	10903 4962829952	The Lincoln National Life Insurance Company Life & ADD EE/ER Insurance May 2026	05/07/2026	1,161.80
Total for this ACH Check for Vendor 10903:				1,161.80
ACH	10288 173101782 173101782 173115805 173115805 173115805 173115805	CalPERS Health Fiscal Services Division Admin Fee Non CalPERS Member Health Ins May 2026 Active Non CalPERS Member Health Ins May 2026 Retired Employees Health Ins May 2026 Admin Fee for Health Ins May 2026 Active Employees Health Ins May 2026 Admin Fee for Retired Emp Health Ins May 2026	05/07/2026	2.02 2,519.53 2,252.83 76.68 95,851.59 5.17
Total for this ACH Check for Vendor 10288:				100,707.82

Check No	Vendor No Invoice No	Vendor Name Description	Check Date Reference	Check Amount
2382	11155 2026-5	CICCS PR Batch 00001.05.2026 Emp Assistance Program	05/07/2026	109.08
Total for Check Number 2382:				109.08
2383	11140 PP09 2026	Ericka Enriquez PR Batch 00001.05.2026 Stipend	05/07/2026	75.00
Total for Check Number 2383:				75.00
2384	11204 PP09 2026	Luis Lomeli PR Batch 00001.05.2026 Stipend	05/07/2026	75.00
Total for Check Number 2384:				75.00
2385	11065 PP09 2026	Justin Petruescu PR Batch 00001.05.2026 Stipend	05/07/2026	75.00
Total for Check Number 2385:				75.00
17677	UB*06220	Bernard Mack Refund Check Refund Check Refund Check Refund Check Refund Check	05/07/2026	227.70 43.91 326.37 790.63 785.57
Total for Check Number 17677:				2,174.18
17678	UB*06218	Lyna Charnoske Refund Check	05/07/2026	97.73
Total for Check Number 17678:				97.73
17679	UB*05993 05072026 05072026 05072026	Fairway Canyon Community Association Reissue - Refund Check Reissue - Refund Check Reissue - Refund Check	05/07/2026	324.00 115.13 61.24
Total for Check Number 17679:				500.37
17680	UB*06202	K B Home Inc Refund Check	05/07/2026	76.21
Total for Check Number 17680:				76.21
17681	UB*06203	K B Home Inc Refund Check	05/07/2026	750.00
Total for Check Number 17681:				750.00
17682	UB*06205	K B Home Inc Refund Check	05/07/2026	0.03
Total for Check Number 17682:				0.03
17683	UB*06198	K Hovnanian Homes Refund Check	05/07/2026	750.00
Total for Check Number 17683:				750.00
17684	UB*06200	K Hovnanian Homes Refund Check	05/07/2026	440.00
Total for Check Number 17684:				440.00
17685	UB*06204	K Hovnanian Homes Refund Check	05/07/2026	2,052.59
Total for Check Number 17685:				2,052.59

Check No	Vendor No Invoice No	Vendor Name Description	Check Date Reference	Check Amount
17689	UB*06195	Meritage Homes Refund Check	05/07/2026	500.00
Total for Check Number 17689:				500.00
17690	UB*06196	Meritage Homes Refund Check	05/07/2026	500.00
Total for Check Number 17690:				500.00
17691	UB*06197	Meritage Homes Refund Check	05/07/2026	500.00
Total for Check Number 17691:				500.00
17692	UB*06207	Meritage Homes Refund Check	05/07/2026	36.24
Total for Check Number 17692:				36.24
17693	UB*06208	Meritage Homes Refund Check	05/07/2026	47.93
Total for Check Number 17693:				47.93
17694	UB*06206	Pacific Scene Homes Refund Check	05/07/2026	37.06
Total for Check Number 17694:				37.06
17695	UB*06209	Richmond American Homes Refund Check	05/07/2026	0.27
Total for Check Number 17695:				0.27
17696	UB*06219	Christina Robson Refund Check	05/07/2026	145.15
Total for Check Number 17696:				145.15
17697	UB*06199	RSI Communities LLC Refund Check Refund Check	05/07/2026	67.11 36.82
Total for Check Number 17697:				103.93
17698	UB*06201	RSI Communities LLC Refund Check Refund Check Refund Check Refund Check Refund Check	05/07/2026	3.44 10.89 6.36 246.58 12.31 4.79
Total for Check Number 17698:				284.37
17699	UB*06211	RSI Communities LLC Refund Check	05/07/2026	3.33
Total for Check Number 17699:				3.33
17700	UB*06214	RSI Communities LLC Refund Check	05/07/2026	36.44
Total for Check Number 17700:				36.44
17701	UB*06215	RSI Communities LLC Refund Check	05/07/2026	12.12
Total for Check Number 17701:				12.12

Check No	Vendor No Invoice No	Vendor Name Description	Check Date Reference	Check Amount
17702	UB*06216	RSI Communities LLC Refund Check	05/07/2026	497.86
Total for Check Number 17702:				497.86
17703	UB*06217	RSI Communities LLC Refund Check	05/07/2026	86.53
Total for Check Number 17703:				86.53
17704	AR-Meri3 05072026 05072026	Meritage Homes AR Refund - Tr 31462-26 Final Closeout AR Refund - Tr 31462-26 Final Closeout	05/07/2026	1,210.66 23,865.56
Total for Check Number 17704:				25,076.22
17705	10003 65487	All Purpose Rental Trencher and Trailer Rental - Avenida Miravilla Service Line	05/07/2026	636.00
Total for Check Number 17705:				636.00
17706	10144 LYUM1958420	AlSCO Inc Cleaning Mats/Air Fresheners 560 Magnolia May 2026	05/07/2026	55.15
Total for Check Number 17706:				55.15
17707	10351 T1-0427772 T1-0432195 T1-0432349	Cherry Valley Nursery & Landscape Supply 3/4" Grey Rock 3/4" Grey Rock 3/4" Grey Rock - Edgar Canyon	05/07/2026	2,586.00 581.85 129.30
Total for Check Number 17707:				3,297.15
17708	10112 942765	Cla-Val Cla Val Maintenance - Cherry Ave PRV	05/07/2026	8,305.93
Total for Check Number 17708:				8,305.93
17709	11228 320 320 320	D I Ready Cleaning Service, Inc May 2026 Janitorial Services for 815 E 12th May 2026 Janitorial Services for 560 Magnolia May 2026 Janitorial Services for 851 E 6th St	05/07/2026	534.00 1,028.00 288.00
Total for Check Number 17709:				1,850.00
17710	10942 0006910657 0006916979 0006916980	Diamond Environmental Services LP Basin Handwash Station Rental - 39500 Brookside 04/27-05/24/2026 (1) Rental and Service Portable Restroom 05/04-05/31/2026 (2) Rental and Service Handicap Portable Restroom 05/04-05/31/26	05/07/2026	158.29 99.29 341.55
Total for Check Number 17710:				599.13
17711	10600 05012026	Gaucho Pest Control Inc. NCR I Rodent Control May 2026	05/07/2026	1,000.00
Total for Check Number 17711:				1,000.00
17712	11122 36467500-001 36467500-001	Herc Rentals Inc. Excavator Rental for Heli Hydrant - 03/30-04/01/2026 Excavator Rental for Heli Hydrant - 03/30-04/01/2026	05/07/2026	685.94 1,392.65
Total for Check Number 17712:				2,078.59
17713	10573 2678-354538	O'Reilly Auto Parts Wiper Blades and Connector - Unit #51/OD 21,422	05/07/2026	118.34
Total for Check Number 17713:				118.34

Check No	Vendor No Invoice No	Vendor Name Description	Check Date Reference	Check Amount
17714	10233 138576	Pro-Pipe & Supply (32) Pipe Coupling - Avenida Miravilla Service Line	05/07/2026	216.80
Total for Check Number 17714:				216.80
17715	11142 IN-428191	Pro-Vigil Inc Monitoring Program - 39500 Brookside - 05/01-05/28/2026	05/07/2026	4,042.46
Total for Check Number 17715:				4,042.46
17716	10056 W1785635	RDO Equipment Co. Trust# 80-5800 ECU Connector Repair - John Deere Backhoe/Hrs 5,771	05/07/2026	1,518.35
Total for Check Number 17716:				1,518.35
17717	10095 202603000339	Riverside County Dept of Waste Resources Weeds/Trash Removal NCR I Mar 2026	05/07/2026	239.10
Total for Check Number 17717:				239.10
17718	11127 04302026	Cenica Smith Mileage Reimbursement - C Smith Apr 2026	05/07/2026	12.11
Total for Check Number 17718:				12.11
17719	10447 05052026	State Water Resources Control Board - DWOCP D4 Certification Fee - OP# 47190 - J Herrera	05/07/2026	105.00
Total for Check Number 17719:				105.00
17720	10424 481858 481876	Top-Line Industrial Supply, LLC Hex Nipple and Cam-Lok - New Water Pump Galv Nipple and Cam-Lok - New Water Pump	05/07/2026	159.49 65.97
Total for Check Number 17720:				225.46
17721	10043 R120604776	Trench Shoring Boom Truck Rental and Maps 2'x8' Panel - Heli-Hydrant	05/07/2026	1,345.95
Total for Check Number 17721:				1,345.95
17722	10385 5791434	Waterline Technologies, Inc. - PSOC Chlorine - Well 29	05/07/2026	2,760.00
Total for Check Number 17722:				2,760.00
Total for 5/7/2026:				290,476.82
ACH	10019 000131228 000131362 000131362	C R & R Incorporated Monthly Charges 3 YD Commercial Bin - Cherry Yard - May 2026 Monthly Charges 3 YD Commercial Bin - 39500 Brookside - May 2026 Monthly Charges 3 YD Locked Recycle - 39500 Brookside - May 2026	05/14/2026	377.05 377.05 152.56
Total for this ACH Check for Vendor 10019:				906.66
ACH	10030 700154530138J-M 700154530138Mar 700154530138Mar 700154530138Mar 700154530138Mar 700154530138Mar	Southern California Edison Electricity 01/20/26 to 03/24/26 - 815 E 12th Ave Electricity 03/25/26 to 04/23/26 - Well 25 / WO 31030 Electricity 03/17/26 to 04/15/26 - 851 E 6th St Electricity 03/25/26 to 04/23/26 - 9781 Avenida Miravilla Electricity 03/25/26 to 04/23/26 - 560 Magnolia Ave Electricity 03/23/26 to 04/21/26 - Wells	05/14/2026	-523.09 618.85 340.94 72.32 2,814.40 194,094.57
Total for this ACH Check for Vendor 10030:				197,417.99

Check No	Vendor No Invoice No	Vendor Name Description	Check Date Reference	Check Amount
17728	10792 05132026	A-1 Financial Services June 2026 Rent - 851 E. 6th St Eng Office	05/14/2026	2,996.00
Total for Check Number 17728:				2,996.00
17729	10001 04302026 04302026 04302026 04302026 04302026 04302026 04302026	Action True Value Hardware General Supplies Transmission & Distribution Small Tools Supplies NCRF/Canyon Pond Maintenance Supplies Maint & Repair - Pumping Equip Supplies Production Small Tools Supplies Fleet Maintenance Supplies Meter Maint & Service Supplies	05/14/2026	30.12 51.34 27.45 31.87 13.55 12.92 36.60
Total for Check Number 17729:				203.85
17730	10003 65580	All Purpose Rental Core and Drill Bit Rental - Well 21 Chlorinator Retrofit	05/14/2026	93.60
Total for Check Number 17730:				93.60
17731	10144 LYUM1958421	AlSCO Inc Cleaning Mats/Shop Towels 12th/Palm May 2026	05/14/2026	29.68
Total for Check Number 17731:				29.68
17732	10420 11QP-CRVW-71YR 1G1X-GNFF-1R4H 1G1X-GNFF-1R4H	Amazon Capital Services, Inc. Coffee and Cups for Board Meetings Water for Board Meetings Office Supplies - Main Office	05/14/2026	38.11 9.94 30.96
Total for Check Number 17732:				79.01
17733	UB*02170 05112026	BCVWD AR 58 - Centex Homes - Customer #009771	05/14/2026	449.77
Total for Check Number 17733:				449.77
17734	10271 04302026 04302026 04302026 04302026 04302026 04302026 04302026 04302026 04302026 04302026 04302026 04302026 04302026 04302026 04302026 04302026 04302026 04302026 04302026	Beaumont Ace Home Center General Supplies Maint & Repair - 560 Magnolia Ave Supplies Production Small Tools Supplies CIP - Capital Improvement Plan - Chlorination Retrofit Construction in Progress - Chlorination Retrofit General Safety Supplies Lab Testing Supplies Maint & Repair - Pipeline & Hydrants Supplies Maint & Repair - 9781 Avenida Miravilla Landscape Maint Supplies Maint & Repair - General Building Supplies Maint & Repair - Pumping Equip Supplies Transmission & Distribution Small Tools Supplies NCRF/Canyon Pond Maintenance Supplies Meter Maint & Service Supplies Maint & Repair - General Equip Supplies Maint & Repair - Hydraulically Controlled Valves Supplies	05/14/2026	107.55 56.51 499.30 388.06 280.14 11.84 86.46 146.46 24.44 43.04 560.92 165.67 109.03 113.97 16.36 39.03 21.54
Total for Check Number 17734:				2,670.32
17735	10274 12003	Beaumont Chamber of Commerce Beaumont Chamber of Commerce 2026/2027 Membership Dues	05/14/2026	380.00
Total for Check Number 17735:				380.00
17736	10774 018808 018809 018812 018815 018816	Jesus Camacho (28) Truck Washes - Apr 2026 (28) Truck Washes - Apr 2026 (28) Truck Washes - Apr 2026 (28) Truck Washes - Apr 2026 (24) Truck Washes - Apr 2026	05/14/2026	337.00 337.00 337.00 337.00 288.00
Total for Check Number 17736:				1,636.00

Check No	Vendor No Invoice No	Vendor Name Description	Check Date Reference	Check Amount
17737	10822	Canon Financial Services, Inc	05/14/2026	
	42993049	Contract Charge - 04/01-04/30/2026 - 851 E 6th St		242.95
	42993049	Meter Usage - 03/01-03/31/2026		114.98
	42993050	Meter Usage - 03/01-03/31/2026		526.48
	42993050	Contract Charge - 04/01-04/30/2026 - 560 Magnolia		450.03
Total for Check Number 17737:				1,334.44
17738	UB*06141 05112026	Centex Homes Inland Refund Check	05/14/2026	
Total for Check Number 17738:				1,213.52
17739	10351 T1-0433660 T1-0434158	Cherry Valley Nursery & Landscape Supply 3/4" Grey Rock - Edgar Canyon 3/4" Grey Rock - Edgar Canyon	05/14/2026	
Total for Check Number 17739:				296.31
17740	10016 261701 Mar-Apr	City of Beaumont Monthly Sewer Charges 03/01-05/01/2026	05/14/2026	
Total for Check Number 17740:				23.90
17741	10112 942776	Cla-Val Cla Val Maintenance - Linksman PRV Station	05/14/2026	
Total for Check Number 17741:				3,775.30
17742	11180 41719	Foster & Foster Consulting Actuaries Inc Finance and Audit Meeting 04/02/2026 - GASB 75	05/14/2026	
Total for Check Number 17742:				594.00
17743	10303 9896833598 9896833598	Grainger Inc (1) Anvilet 1/2' Coupling for Well 14 Discharge Pipe (5) 600VAC, 10A, 150VDC Fuses for Well 29	05/14/2026	
Total for Check Number 17743:				212.03
17744	11380 05132026	Hawran & Malm, LLC Appraisal Report - APN: 407-170-008 and -029	05/14/2026	
Total for Check Number 17744:				7,500.00
17745	11365 INV0034 INV0034 INV0034 INV0034 INV0034 INV0034 INV0034 INV0034 INV0034	Hendy & Sons LLC 4" CMPD FM Check Valve Full Compound Meter Service W/Paint 8" CMPD FM Check Valve 8" Flanged Gasket Kit W/Hardware Strainer Cover Fiber Gasket/Hardware 4" Flanged H&S Wireless Smart Meter 4" Flanged Gasket Kit W/Hardware 8" Flanged H&S Wireless Smart Meter	05/14/2026	
Total for Check Number 17745:				14,464.36
17746	10398 308580 308580 308755 308755 308756	Infosend, Inc (22,205) Postage for Chromium 6 Letter (22,205) Supply and Processing Charges for Chromium 6 Letter Apr 2026 Supply Charges for Utility Billing Apr 2026 Processing Charges for Utility Billing Apr 2026 Postage Charges for Utility Billing	05/14/2026	
Total for Check Number 17746:				23,399.88
17747	11100 13973450	Loomis Armored US, LLC Armored Truck Services - May 2026	05/14/2026	
Total for Check Number 17747:				428.87

Check No	Vendor No Invoice No	Vendor Name Description	Check Date Reference	Check Amount
17748	11302 17519 17519	McAvoy & Markham Engineering and Sales Co. (500) 100W+3Port ERT's Encoder w/Integral Connector (500) 100W+3Port ERT Mounting Bracket	05/14/2026	53,201.37 1,018.24
Total for Check Number 17748:				54,219.61
17749	10223 257997 257998	Richards, Watson & Gershon Legal Services March Board Approval 5/13/2026 Legal Services March Board Approval 5/13/2026	05/14/2026	9,080.00 11,085.24
Total for Check Number 17749:				20,165.24
17750	10491 80767	Rogers, Anderson, Malody & Scott, LLP Annual Audit Services FY 2025 - April 2026	05/14/2026	20,000.00
Total for Check Number 17750:				20,000.00
17751	10447 05062026	State Water Resources Control Board - DWOCP T2 Certification Fee - OP# 54932 - J Smith	05/14/2026	60.00
Total for Check Number 17751:				60.00
17752	10824 206670123	U-Line (15) Heavy Duty Nestable Pallet- 48x40"	05/14/2026	1,481.77
Total for Check Number 17752:				1,481.77
17753	11276 206	Universal Green, LLC Landscape Contract Services - Apr 2026	05/14/2026	5,040.00
Total for Check Number 17753:				5,040.00
17754	10651 49460	Weldors Supply and Steel, Inc Channel and Base Plates - Cherry Yard Building Repairs	05/14/2026	77.54
Total for Check Number 17754:				77.54
Total for 5/14/2026:				371,032.67
ACH	10098 IN1081362	County of Riverside Dept of Environmental Health Annual Env Health Level I Permit - Well 21	05/21/2026	1,052.00
Total for this ACH Check for Vendor 10098:				1,052.00
ACH	10138 HW201 May 2026	ARCO Business Solutions ARCO Fuel Charges 05/12-05/18/2026	05/21/2026	2,824.73
Total for this ACH Check for Vendor 10138:				2,824.73
ACH	10350 245780	NAPA Auto Parts Hydraulic Oil - Dozer/Hrs 4,888	05/21/2026	54.34
Total for this ACH Check for Vendor 10350:				54.34
ACH	10420 IN3V-46K1-C479	Amazon Capital Services, Inc. Office Supplies - Operations	05/21/2026	74.94
Total for this ACH Check for Vendor 10420:				74.94
ACH	10085 1003292549 1003292549 1003292549 1003292549 1003292549 1003292549 1003292549	CalPERS Retirement System PR Batch 00002.05.2026 CalPERS 7% EE Deduction PR Batch 00002.05.2026 CalPERS ER Paid Classic PR Batch 00002.05.2026 CalPERS ER PEPRA PR Batch 00002.05.2026 CalPERS 8.25% EE PEPRA PR Batch 00002.05.2026 CalPERS 1% ER Paid PR Batch 00002.05.2026 CalPERS 8% EE Paid PR Batch 00002.05.2026 CalPERS 8% ER Paid	05/21/2026	1,497.77 12,588.44 10,744.58 10,165.48 213.97 2,630.94 1,347.01
Total for this ACH Check for Vendor 10085:				39,188.19

Check No	Vendor No Invoice No	Vendor Name Description	Check Date Reference	Check Amount
ACH	10087 1-959-419-216 1-959-419-216	EDD PR Batch 00002.05.2026 CA SDI PR Batch 00002.05.2026 State Income Tax	05/21/2026	2,635.01 8,243.96
Total for this ACH Check for Vendor 10087:				10,878.97
ACH	10094 270654181170810 270654181170810 270654181170810 270654181170810 270654181170810	U.S. Treasury PR Batch 00002.05.2026 Medicare Employer Portion PR Batch 00002.05.2026 Medicare Employee Portion PR Batch 00002.05.2026 FICA Employee Portion PR Batch 00002.05.2026 Federal Income Tax PR Batch 00002.05.2026 FICA Employer Portion	05/21/2026	2,989.85 2,989.85 12,784.24 20,684.59 12,784.24
Total for this ACH Check for Vendor 10094:				52,232.77
ACH	10141 56610325	Ca State Disbursement Unit PR Batch 00002.05.2026 Garnishment	05/21/2026	379.84
Total for this ACH Check for Vendor 10141:				379.84
ACH	10264 1003292612 1003292612 1003292612 1003292612	CalPERS Supplemental Income Plans PR Batch 00002.05.2026 ROTH-Post-Tax PR Batch 00002.05.2026 100% Contribution PR Batch 00002.05.2026 CalPERS 457 PR Batch 00002.05.2026 457 Loan Repayment	05/21/2026	1,000.00 273.72 3,532.31 277.84
Total for this ACH Check for Vendor 10264:				5,083.87
ACH	10984 1779228740907 1779228740907 1779228740907 1779228740907 1779228740907	MidAmerica Administrative & Retirement Solutions PR Batch 00002.05.2026 401a Cash Contribution PR Batch 00002.05.2026 401(a) ER Paid-Staff PR Batch 00002.05.2026 401a-Vacation Contribution PR Batch 00002.05.2026 401a Sick Contribution PR Batch 00002.05.2026 401(a) Defined Comp	05/21/2026	230.00 271.10 1,008.03 221.39 925.00
Total for this ACH Check for Vendor 10984:				2,655.52
ACH	11152 940426	Sterling Health Services, Inc PR Batch 00002.05.2026 Flexible Spending Account (PT)	05/21/2026	1,116.66
Total for this ACH Check for Vendor 11152:				1,116.66
17755	UB*06226	Amy Hudson Refund Check Refund Check Refund Check Refund Check Refund Check	05/21/2026	40.68 2.82 5.84 8.36 9.18
Total for Check Number 17755:				66.88
17756	UB*06227	Kellie Rose Refund Check Refund Check Refund Check Refund Check Refund Check	05/21/2026	20.66 26.68 55.40 14.42 2.05
Total for Check Number 17756:				119.21
17757	UB*06228	Irela Sandoval Refund Check Refund Check Refund Check Refund Check Refund Check	05/21/2026	11.40 18.88 4.35 16.34 83.66
Total for Check Number 17757:				134.63

Check No	Vendor No Invoice No	Vendor Name Description	Check Date Reference	Check Amount
17758	10144 LYUM1961311	AlSCO Inc Cleaning Mats/Air Fresheners 560 Magnolia May 2026	05/21/2026	55.15
Total for Check Number 17758:				55.15
17759	10272 04302026 05122026 05122026 05122026	Babcock Laboratories Inc 32 Coliform Water Samples 16 Coliform Water Samples 2 Nitrate Samples 15 General Physical Analysis Samples	05/21/2026	1,792.00 896.00 52.50 630.00
Total for Check Number 17759:				3,370.50
17760	10266 19519	Cozad & Fox Inc. Design & Engineering Services - 2600-2400 NPW PRV Station	05/21/2026	770.70
Total for Check Number 17760:				770.70
17761	11230 631530-4860589	Healthpointe Medical Group, Inc Employment Testing	05/21/2026	175.00
Total for Check Number 17761:				175.00
17762	10337 21342	Hilltop Geotechnical, Inc Soil Compaction/Testing - Oak Valley Parkway	05/21/2026	884.00
Total for Check Number 17762:				884.00
17763	10447 05112026	State Water Resources Control Board - DWOCB T2 Certification Fee - OP# 57499 - A Powell	05/21/2026	60.00
Total for Check Number 17763:				60.00
17764	10909 05182026	White Water Rock Supply Gray River Rock - Well 25	05/21/2026	5,748.03
Total for Check Number 17764:				5,748.03
17765	10158 138740	Wienhoff Drug Testing Random Drug Testing - Emp #110 and #264	05/21/2026	100.00
Total for Check Number 17765:				100.00
17766	10447 05182026	State Water Resources Control Board - DWOCB D3 Certification Fee - OP# 47666 - A Powell	05/21/2026	90.00
Total for Check Number 17766:				90.00
Total for 5/21/2026:				127,115.93
ACH	10781 10034 10052 10059 10074 10116 10135 10173	Umpqua Bank US Postal Service Postage - HR Home Depot Credit Services 2 Chemical Sprayer Backpacks Ace Hardware Wheels for Pressure Washer American Water Works Association Cross Connection Specialist Course - J Bean - 04/13-04/17/2026 Cross Connection Specialist Course - J McCue - 06/08-06/12/2026 2026 Membership Dues Verizon Wireless Services LLC Cell Phone/iPad Charges for Mar 2026 Big Time Design Uniforms - Field Staff Uniforms - Field Staff California Society of Municipal Finance Officers 2026 Budget Award Plate Fee (2025 Award Season)	05/22/2026	7.70 428.85 65.23 1,050.00 1,050.00 5,233.00 1,193.28 885.06 27.94 50.00

Check No	Vendor No Invoice No	Vendor Name Description	Check Date Reference	Check Amount
	10224	Legal Shield		
		Monthly Prepaid Legal for Employees Apr 2026		67.80
	10233	Pro-Pipe & Supply		
		PVC and Primer - 9650 Avenida Miravilla		2,038.83
	10274	Beaumont Chamber of Commerce		
		Chamber Breakfast - May 2026 - D Hoffman		25.00
		Chamber Breakfast - May 2026 - L Williams		25.00
		Chamber Breakfast - May 2026 - D Slawson		25.00
	10277	Rio Stone Building Materials		
		Concrete Ready Mix - Heli Hydrant Project		320.78
	10338	California Special Districts Association		
		Overview of Special District Laws - A Ramirez - 06/10-06/11/2026		265.00
	10409	Stater Bros		
		Ice - Heat Stress Safety		25.82
	10420	Amazon Capital Services, Inc.		
		2 Charging Adapters - New EV Truck		43.08
	10546	Frontier Communications		
		03/25-04/24/2026 Apr FIOS/FAX 851 E 6th Street		384.99
		03/10-04/09/2026 Apr FIOS/FAX 12th/Palm		656.54
		03/25-04/24/2026 Apr FIOS/FAX 560 Magnolia Ave		571.78
	10596	Tractor Supply Co		
		Vegetation Killer - Landscaping		344.78
	10604	JotForm, Inc		
		Annual Subscription for Cloud Storage		390.00
	10623	WP Engine		
		Web Host for BCVWD Website Apr 2026		400.00
	10635	Cal-Mesa Steel Supply, Inc		
		Channel for Water Pumps		29.36
	10684	Ubiquity Networks		
		Wireless Controller		29.00
	10685	Shred-it US JV LLC		
		Credit - double payment - shredding of obsolete records		-809.25
	10692	MMSoft Design		
		Network Monitoring Software Apr 2026		1,491.41
		Network Monitoring Software Apr 2026		184.75
	10693	Pres-Tech Equipment Company		
		Keys - Vac Trailer		27.74
	10696	Innovative Document Solutions		
		Canon Image Runner 03/01-03/31/2026 Overage Charge		279.42
	10784	Autodesk, Inc		
		Auto CAD Software 851 E 6th St - Apr 2026		620.00
		Auto CAD Software 851 E 6th St - Apr 2026		1,080.00
	10787	Backflow Parts USA		
		Hose Set and Test Cock Fittings		504.86
	10790	Microsoft		
		Monthly Microsoft Office License - Apr 2026		15.00
		Monthly Microsoft Office License - Apr 2026		16.40
		Monthly Microsoft Office License - Apr 2026		450.00
		Monthly Microsoft Office License - Apr 2026		1,219.83
	10832	Panera Bread		
		Hospitality - Stop The Bleed Training 04/23/2026		23.96
	10840	Primo Brands Ready Fresh (Arrowhead)		
		Water - 03/23-04/22/2026 - 851 E 6th St		82.03
	10892	Zoom Video Communications, Inc.		
		(10) Video Conference - May 2026		219.89
	10896	BlueBeam, Inc.		
		(4) Annual License Renewals - Engineering Dept		520.00
	10918	Apple.com		
		Cloud Storage - iPads		9.99
	10926	SSD Alarm		
		Alarm Equip/Rent/Service/Monitor - 815 12th Stre		67.51
		Alarm Equip/Rent/Service/Monitor - 560 Magnolia		282.13
		Alarm Equip/Rent/Service/Monitor - 560 Magnolia		160.68
		Alarm Equip/Rent/Service/Monitor - 39500 Brookside Ave		148.21
		Alarm Equip/Rent/Service/Monitor - 39500 Brookside Ave		172.59
		Alarm Equip/Rent/Service/Monitor - 11083 Cherry		81.97
		Alarm Equip/Rent/Service/Monitor - 851 E. 6th St		107.04
		Alarm Equip/Rent/Service/Monitor - 560 Magnolia		203.90
		Alarm Equip/Rent/Service/Monitor - 815 12th Stre		138.57
		Access Control Services - 39500 Brookside Ave		88.30

Check No	Vendor No Invoice No	Vendor Name Description	Check Date Reference	Check Amount
	10978	Nextiva, Inc. Monthly Phone Service Apr 2026		3,404.27
	11079	DOT Physicals on the Go DOT Physical - Emp #189 DOT Physical - Emp #281 DOT Physical		124.80 124.80 124.80
	11143	Ferguson US Holdings, Inc Wire Leads for Line Locator		102.36
	11157	Francotyp-Postalia Inc Postage - Postage Machine		517.50
	11169	Space Exploration Technologies Corp Back Up Internet - May 2026		165.00
	11184	Invarion Inc Traffic Control Plan Software - 04/25/2026-04/25/2027 Traffic Control Plan Software - 04/25/2026-04/25/2027		270.00 270.00
	11193	Mitsogo, Inc Cyber Security - iPads - Apr 2026		108.00
	11216	DNS Filter Monthly Spam Filter - Apr 2026		225.00
	11240	Adobe Acrobat Pro Subscription May 2026		757.69
	11252	OpenAI, LLC ChatGPT Subscription - Apr 2026		269.27
	11258	Otter.ai, Inc. Otter Business Subscription - 04/04-05/04/2026		150.00
	11280	Constant Contact Communication Subscription 03/05-04/04/2026		325.00
	11374	Walk N Wear Uniforms - Field Staff Uniforms - Field Staff Uniforms - Field Staff Uniforms - Field Staff		88.86 96.94 44.50 133.29
	11375	Enercalc Enercalc License - Engineering		199.00
	11382	Transducers Direct, LLC (2) Pressure Transducers and Calibration Charges		708.66
	11383	Threatlocker Cybersecurity Zero Trust Cybersecurity Zero Trust		3,390.00 1,130.00
	11384	Anthropic, PBC AI Technology Licensure		125.00
	11385	Arbiter Backflow (8) Ball Valve Wrenches, Flare Caps, and Seat Cleaning Tool		375.69
	11386	IndustriFlo 3" Yamada Pump		3,588.54
	11387	Alternative Hose, Inc. Hose Assembly and Steel Strainer - New Pump		364.12
Total for this ACH Check for Vendor 10781:				40,203.84
Total for 5/22/2026:				40,203.84
17767	AR-Lenn1 05272026 05272026 05272026 05272026 05272026 05272026 05272026	Lennar Homes/BCVWD AR Refund - Developer Account Reconciliation AR Refund - Developer Account Reconciliation AR Refund - Developer Account Reconciliation AR Refund - Developer Account Reconciliation AR Refund - Developer Account Reconciliation AR Refund - Developer Account Reconciliation AR Refund - Developer Account Reconciliation	05/27/2026	36,365.72 18,285.20 19,813.96 8,930.63 14,505.38 16,839.72 17,893.97
Total for Check Number 17767:				132,634.58
17768	AR-Ryla1 05272026 05272026 05272026	Ryland Homes/BCVWD AR Refund - Developer Account Reconciliation AR Refund - Developer Account Reconciliation AR Refund - Developer Account Reconciliation	05/27/2026	15,895.14 1,968.08 36,643.35
Total for Check Number 17768:				54,506.57

Check No	Vendor No Invoice No	Vendor Name Description	Check Date Reference	Check Amount
17769	AR-Stan1	Standard Pacific Corp/BCVWD	05/27/2026	
	05272026	AR Refund - Developer Account Reconciliation		24,420.94
	05272026	AR Refund - Developer Account Reconciliation		33,359.15
	05272026	AR Refund - Developer Account Reconciliation		629.23
	05272026	AR Refund - Developer Account Reconciliation		16,063.80
	05272026	AR Refund - Developer Account Reconciliation		26,291.15
	05272026	AR Refund - Developer Account Reconciliation		18,346.11
Total for Check Number 17769:				119,110.38
Total for 5/27/2026:				306,251.53
Report Total (133 checks):				1,171,093.51



**Beaumont-Cherry Valley Water District
Finance and Audit Committee Meeting
July 1, 2026**

Item 4a

STAFF REPORT

TO: Finance and Audit Committee
FROM: Finance and Administration
SUBJECT: Review of the May 2026 Budget Variance Reports

Staff Recommendation

Information only.

Executive Summary

Total revenues recognized through May 2026 were \$11,336,143.16, representing 43.81% of the annual revenue budget of \$25,876,900.00. At five months into the fiscal year (41.67% straight-line benchmark), revenues are performing slightly above expectations, supported by continued strong operating revenues and investment earnings.

Total expenses incurred through May were \$9,701,164.01, or 36.26% of the annual expense budget of \$26,768,200.00. Expenditures remain well below the straight-line benchmark, reflecting continued prudent fiscal management and the timing of certain operational expenses.

Overall, the District continues to maintain a strong financial position through the first five months of Fiscal Year 2026.

Analysis

Revenue Summary

Through May 31, 2026, total revenues earned reached approximately \$11.34 million, or 43.81% of the adopted revenue budget. Revenue performance remains slightly ahead of the five-month benchmark of 41.67%, driven by strong operating revenues, continued elevated investment earnings, and ongoing development activity.

Notable highlights:

1. Interest income: \$1,213,231.19 (73.22%) — continue to significantly outperform budget due to sustained higher interest rates and strong cash balances.
2. Non-operating revenue: \$679,021.15 (31.83%) — below annual budget pacing overall, though several development-related fee categories showed strong activity during the month; these revenues are development-driven and fluctuate month to month.
3. Operating revenue: \$9,430,252.19 (42.77%) — slightly exceeding the straight-line benchmark and continuing to provide the District's primary source of revenue; reflects water usage, fixed charges, and passthroughs generally aligned with seasonal billing cycles.
4. Rent and utility revenue: \$13,638.63 (36.76%) — generally consistent with expectations for the fiscal year to date. Actual amounts are based on utility invoices received and paid by the District for District-owned residences and subsequently billed to the employees residing in those units.



Expense Summary

Through May 31, 2026, total expenditures totaled approximately \$9.70 million, representing 36.26% of the adopted expense budget. Overall expenditures remain below the straight-line benchmark of 41.67%, reflecting conservative spending patterns and normal timing differences throughout the organization.

Notable highlights:

1. Board of Directors: \$85,540.66 (26.13%) — remains below benchmark and consistent with normal annual spending patterns.
2. Engineering: \$348,163.73 (33.62%) — remains below benchmark despite continued development reimbursable engineering and outside engineering activity.
3. Finance & Administration: \$3,096,424.62 (35.46%) — remains below benchmark despite ongoing depreciation expense, legal services, and personnel costs. Department includes the General Manager, Finance, Human Resources, and Customer Service.
4. IT and Cybersecurity: \$400,784.03 (35.26%) — expenses remain below benchmark, with software licensing, telecommunications, cybersecurity, and technology support representing the largest expenses.
5. Operations: \$5,711,462.00 (37.60%) — largest expenditure category; department continues to remain below benchmark despite significant expenditures for State Water Project purchases, electricity, maintenance, and system operations.
6. General (Non-Departmental): \$58,788.97 (17.88%) — expenses remain limited and well below benchmark levels.

Conclusion

The District's financial performance through May 2026 remains strong. Revenues continue to slightly outperform the straight-line benchmark, supported by robust operating revenues, continued strong investment earnings, and ongoing development-related revenues. Expenses remain below budget benchmarks across all major departments, demonstrating continued fiscal discipline and the normal timing of expenditures. Key operational cost drivers, including water purchases, power costs, and maintenance activities, remain within anticipated budget levels.

Overall, the District remains in a strong fiscal position through the first five months of Fiscal Year 2026, with revenues continuing to exceed expectations while expenditures remain appropriately controlled.

Attachment(s)

1. Budget Variance Revenue Report
2. Budget Variance Expense Report

Staff Report prepared by William Clayton, Finance Manager

General Ledger
Budget Variance Revenue

User: wclayton
Printed: 6/25/2026 10:53:12 AM
Period 05 - 05
Fiscal Year 2026

Beaumont-Cherry Valley Water District
560 Magnolia Avenue
Beaumont CA 92223
(951) 845-9581
www.bcvwd.org



Account Number	Description	Budget	Period Amt	End Bal	Variance	Encumbered	% Avail/ Uncollect
50	GENERAL						
01-50-510-490001	Interest Income - Bonita Vista	\$ 100.00	\$ 0.23	\$ 40.05	\$ 59.95	\$ -	59.95%
01-50-510-490011	Interest Income - Fairway Cnyn	\$ 159,200.00	\$ -	\$ -	\$ 159,200.00	\$ -	100.00%
01-50-510-490021	Interest Income - General	\$ 1,379,000.00	\$ 161,679.82	\$ 1,164,516.65	\$ 214,483.35	\$ -	15.55%
01-50-510-490041	Rlzd Gain/Loss on Investment	\$ -	\$ 3,307.54	\$ 5,607.48	\$ (5,607.48)	\$ -	0.00%
01-50-510-490051	Net Amort/Accret on Investment	\$ 118,700.00	\$ 9,764.64	\$ 43,067.01	\$ 75,632.99	\$ -	63.72%
	Interest Income	\$ 1,657,000.00	\$ 174,752.23	\$ 1,213,231.19	\$ 443,768.81	\$ -	26.78%
01-50-510-419042	Asset Disposal Account	\$ -	\$ 17,830.00	\$ 17,830.00	\$ (17,830.00)	\$ -	0.00%
01-50-510-481001	Capacity Fees-Wells	\$ 383,600.00	\$ -	\$ 51,926.00	\$ 331,674.00	\$ -	86.46%
01-50-510-481006	Cap Fees-Water Rights (SWP)	\$ 242,700.00	\$ -	\$ 612.50	\$ 242,087.50	\$ -	99.75%
01-50-510-481012	Cap Fees-Water Treatment Plant	\$ 182,500.00	\$ -	\$ 82,261.50	\$ 100,238.50	\$ -	54.93%
01-50-510-481018	Cap Fees-Local Water Resources	\$ 96,100.00	\$ -	\$ 36,270.70	\$ 59,829.30	\$ -	62.26%
01-50-510-481024	Cap Fees-Recycled Water	\$ 355,500.00	\$ 56,220.20	\$ 163,620.10	\$ 191,879.90	\$ -	53.97%
01-50-510-481030	Cap Fees-Transmission	\$ 310,700.00	\$ -	\$ 80,439.40	\$ 230,260.60	\$ -	74.11%
01-50-510-481036	Cap Fees-Storage	\$ 397,800.00	\$ -	\$ 107,774.30	\$ 290,025.70	\$ -	72.91%
01-50-510-481042	Cap Fees-Booster	\$ 27,600.00	\$ -	\$ 31,136.00	\$ (3,536.00)	\$ -	-12.81%
01-50-510-481048	Cap Fees-Pressure Reducing Strn	\$ 14,100.00	\$ -	\$ 8,081.50	\$ 6,018.50	\$ -	42.68%
01-50-510-481054	Cap Fees-Miscellaneous Project	\$ 12,300.00	\$ -	\$ 29,935.30	\$ (17,635.30)	\$ -	-143.38%
01-50-510-481060	Cap Fees-Financing Costs	\$ 60,500.00	\$ 1,694.05	\$ 8,059.85	\$ 52,440.15	\$ -	86.68%
01-50-510-485001	Front Footage Fees	\$ 50,000.00	\$ -	\$ 61,074.00	\$ (11,074.00)	\$ -	-22.15%
	Non-Operating Revenue	\$ 2,133,400.00	\$ 75,744.25	\$ 679,021.15	\$ 1,454,378.85	\$ -	68.17%
01-50-510-410100	Sales	\$ 7,185,500.00	\$ 789,449.81	\$ 2,827,194.84	\$ 4,358,305.16	\$ -	60.65%
01-50-510-410151	Agricultural Irrigation Sales	\$ 32,000.00	\$ 5,260.24	\$ 9,771.09	\$ 22,228.91	\$ -	69.47%
01-50-510-410171	Construction Sales	\$ 77,500.00	\$ 4,769.28	\$ 21,231.47	\$ 56,268.53	\$ -	72.60%
01-50-510-413001	Backflow Administration Charge	\$ 96,900.00	\$ 8,389.27	\$ 53,097.87	\$ 43,802.13	\$ -	45.20%
01-50-510-413011	Fixed Meter Charges	\$ 6,956,700.00	\$ 713,774.86	\$ 3,318,240.20	\$ 3,638,459.80	\$ -	52.30%
01-50-510-413021	Meter Fees	\$ 337,100.00	\$ 17,000.00	\$ 199,576.00	\$ 137,524.00	\$ -	40.80%
01-50-510-415001	SGPWA Importation Charges	\$ 4,118,900.00	\$ 418,289.38	\$ 1,585,905.06	\$ 2,532,994.94	\$ -	61.50%
01-50-510-415011	SCE Power Charges	\$ 2,625,700.00	\$ 291,829.80	\$ 1,104,260.89	\$ 1,521,439.11	\$ -	57.94%
01-50-510-417001	2nd Notice Charges	\$ 90,400.00	\$ 7,645.00	\$ 40,550.00	\$ 49,850.00	\$ -	55.14%
01-50-510-417011	3rd Notice Charges	\$ 130,500.00	\$ 10,515.00	\$ 69,810.00	\$ 60,690.00	\$ -	46.51%
01-50-510-417021	Account Reinstatement Fees	\$ 44,800.00	\$ 3,050.00	\$ 22,400.00	\$ 22,400.00	\$ -	50.00%

Attachment 1

Account Number	Description	Budget	Period Amt	End Bal	Variance	Encumbered	% Avail/ Uncollect
01-50-510-417031	Lien Processing Fees	\$ 6,800.00	\$ 420.00	\$ 3,540.00	\$ 3,260.00	\$ -	47.94%
01-50-510-417041	Credit Check Processing Fees	\$ 18,400.00	\$ 1,240.00	\$ 5,940.00	\$ 12,460.00	\$ -	67.72%
01-50-510-417051	Return Check Fees	\$ 11,200.00	\$ 1,125.00	\$ 5,475.00	\$ 5,725.00	\$ -	51.12%
01-50-510-417061	Customer Damages	\$ 30,800.00	\$ 20.00	\$ 8,074.21	\$ 22,725.79	\$ -	73.79%
01-50-510-417071	After-Hours Call Out Charges	\$ 3,700.00	\$ 400.00	\$ 2,000.00	\$ 1,700.00	\$ -	45.95%
01-50-510-417081	Bench Test Fees (Credits)	\$ 100.00	\$ -	\$ -	\$ 100.00	\$ -	100.00%
01-50-510-417101	Customer Upgrade Charges	\$ 100.00	\$ -	\$ -	\$ 100.00	\$ -	100.00%
01-50-510-419001	Rebates and Reimbursements	\$ 2,700.00	\$ -	\$ -	\$ 2,700.00	\$ -	100.00%
01-50-510-419011	Development Income	\$ 200,000.00	\$ 27,422.50	\$ 122,461.63	\$ 77,538.37	\$ -	38.77%
01-50-510-419012	Development Income - GIS	\$ -	\$ -	\$ 19,821.50	\$ (19,821.50)	\$ -	0.00%
01-50-510-419031	Well Maintenance Reimbursement	\$ 74,800.00	\$ 1,611.25	\$ 9,952.93	\$ 64,847.07	\$ -	86.69%
01-50-510-419061	Miscellaneous Income	\$ 4,800.00	\$ -	\$ 949.50	\$ 3,850.50	\$ -	80.22%
	Operating Revenue	\$ 22,049,400.00	\$ 2,302,211.39	\$ 9,430,252.19	\$ 12,619,147.81	\$ -	57.23%
01-50-510-471011	Maint Fees - 13695 Oak Glen Rd	\$ 7,500.00	\$ 624.10	\$ 3,094.32	\$ 4,405.68	\$ -	58.74%
01-50-510-471021	Maint Fees - 13697 Oak Glen Rd	\$ 8,300.00	\$ 695.90	\$ 3,451.30	\$ 4,848.70	\$ -	58.42%
01-50-510-471031	Maint Fees - 9781 AveMiravilla	\$ 6,900.00	\$ 580.32	\$ 2,876.64	\$ 4,023.36	\$ -	58.31%
01-50-510-471111	Utilities - 13695 Oak Glen Rd	\$ 3,700.00	\$ 354.91	\$ 1,095.11	\$ 2,604.89	\$ -	70.40%
01-50-510-471121	Utilities - 13697 Oak Glen Rd	\$ 7,600.00	\$ 867.75	\$ 2,336.27	\$ 5,263.73	\$ -	69.26%
01-50-510-471131	Utilities - 9781 Ave Miravilla	\$ 3,100.00	\$ 123.32	\$ 784.99	\$ 2,315.01	\$ -	74.68%
	Rent/Utilities	\$ 37,100.00	\$ 3,246.30	\$ 13,638.63	\$ 23,461.37	\$ -	63.24%
Revenue Total		\$ 25,876,900.00	\$ 2,555,954.17	\$ 11,336,143.16	\$ 14,540,756.84		56.19%

General Ledger
Budget Variance Expense

User: wclayton
Printed: 6/25/2026 11:00:37 AM
Period 05 - 05
Fiscal Year 2026

Beaumont-Cherry Valley Water District
560 Magnolia Avenue
Beaumont CA 92223
(951) 845-9581
www.bcvwd.org



Account Number	Description	Budget	Period Amt	End Bal	Variance	Encumbered	% Avail/
10	BOARD OF DIRECTORS						
01-10-110-500101	Board of Directors Fees	\$ 131,100.00	\$ 6,817.20	\$ 35,700.60	\$ 95,399.40	\$ -	72.77%
01-10-110-500115	Social Security	\$ 8,200.00	\$ 422.67	\$ 2,223.55	\$ 5,976.45	\$ -	72.88%
01-10-110-500120	Medicare	\$ 2,000.00	\$ 98.86	\$ 520.12	\$ 1,479.88	\$ -	73.99%
01-10-110-500125	Health Insurance	\$ 110,400.00	\$ 6,242.24	\$ 31,211.20	\$ 79,188.80	\$ -	71.73%
01-10-110-500140	Life Insurance	\$ 2,500.00	\$ 8.91	\$ 44.55	\$ 2,455.45	\$ -	98.22%
01-10-110-500143	EAP Program	\$ 300.00	\$ 10.10	\$ 50.50	\$ 249.50	\$ -	83.17%
01-10-110-500145	Workers' Compensation	\$ 1,100.00	\$ 37.43	\$ 196.93	\$ 903.07	\$ -	82.10%
01-10-110-500175	Training/Education/Mtgs/Travel	\$ 63,400.00	\$ 5,050.79	\$ 15,397.93	\$ 48,002.07	\$ -	75.71%
	Board of Directors Personnel	\$ 319,000.00	\$ 18,688.20	\$ 85,345.38	\$ 233,654.62	\$ -	73.25%
01-10-110-550043	Supplies-Other	\$ 1,400.00	\$ 38.11	\$ 189.28	\$ 1,210.72	\$ -	86.48%
	Board of Directors Materials & Supplies	\$ 1,400.00	\$ 38.11	\$ 189.28	\$ 1,210.72	\$ -	86.48%
01-10-110-550012	Election Expenses	\$ 6,000.00	\$ -	\$ 6.00	\$ 5,994.00	\$ -	99.90%
01-10-110-550051	Advertising/Legal Notices	\$ 1,000.00	\$ -	\$ -	\$ 1,000.00	\$ -	100.00%
	Board of Directors Services	\$ 7,000.00	\$ -	\$ 6.00	\$ 6,994.00	\$ -	99.91%
Expense Total	BOARD OF DIRECTORS	\$ 327,400.00	\$ 18,726.31	\$ 85,540.66	\$ 241,859.34	\$ -	73.87%
20	ENGINEERING						
210	Engineering Personnel						
01-20-210-500105	Labor	\$ 619,600.00	\$ 34,535.04	\$ 153,706.87	\$ 465,893.13	\$ -	75.19%
01-20-210-500114	Incentive Pay	\$ 2,400.00	\$ -	\$ -	\$ 2,400.00	\$ -	100.00%
01-20-210-500115	Social Security	\$ 47,200.00	\$ 2,140.39	\$ 10,361.80	\$ 36,838.20	\$ -	78.05%
01-20-210-500120	Medicare	\$ 11,100.00	\$ 500.58	\$ 2,423.27	\$ 8,676.73	\$ -	78.17%
01-20-210-500125	Health Insurance	\$ 113,600.00	\$ 8,489.00	\$ 41,612.81	\$ 71,987.19	\$ -	63.37%
01-20-210-500140	Life Insurance	\$ 1,000.00	\$ 52.97	\$ 257.72	\$ 742.28	\$ -	74.23%
01-20-210-500143	EAP Program	\$ 300.00	\$ 9.60	\$ 45.75	\$ 254.25	\$ -	84.75%
01-20-210-500145	Workers' Compensation	\$ 5,900.00	\$ 229.15	\$ 1,085.12	\$ 4,814.88	\$ -	81.61%
01-20-210-500150	Unemployment Insurance	\$ 15,100.00	\$ -	\$ -	\$ 15,100.00	\$ -	100.00%
01-20-210-500155	Retirement/CalPERS	\$ 69,300.00	\$ 3,145.13	\$ 17,975.94	\$ 51,324.06	\$ -	74.06%
01-20-210-500165	Uniforms and Employee Benefits	\$ 500.00	\$ -	\$ -	\$ 500.00	\$ -	100.00%
01-20-210-500175	Training/Education/Mtgs/Travel	\$ 8,000.00	\$ 527.54	\$ 527.54	\$ 7,472.46	\$ -	93.41%

Account Number	Description	Budget	Period Amt	End Bal	Variance	Encumbered	% Avail/
01-20-210-500180	Accrued Sick Leave Expense	\$ 33,900.00	\$ (80.99)	\$ 1,241.22	\$ 32,658.78	\$ -	96.34%
01-20-210-500185	Accrued Vacation Leave Expense	\$ 37,400.00	\$ (11.51)	\$ 5,720.36	\$ 31,679.64	\$ -	84.70%
01-20-210-500187	Accrued Leave Payments	\$ 27,900.00	\$ -	\$ 7,251.47	\$ 20,648.53	\$ -	74.01%
01-20-210-500195	CIP Related Labor	\$ (225,000.00)	\$ (2,813.42)	\$ (4,507.07)	\$ (220,492.93)	\$ -	98.00%
220	Development Services Personnel						
01-20-220-500105	Labor	\$ 81,800.00	\$ 5,870.42	\$ 30,111.06	\$ 51,688.94	\$ -	63.19%
01-20-220-500115	Social Security	\$ 5,300.00	\$ 365.39	\$ 1,896.09	\$ 3,403.91	\$ -	64.22%
01-20-220-500120	Medicare	\$ 1,300.00	\$ 85.45	\$ 443.47	\$ 856.53	\$ -	65.89%
01-20-220-500125	Health Insurance	\$ 21,000.00	\$ 1,102.45	\$ 6,502.07	\$ 14,497.93	\$ -	69.04%
01-20-220-500140	Life Insurance	\$ 200.00	\$ 10.29	\$ 55.12	\$ 144.88	\$ -	72.44%
01-20-220-500143	EAP Program	\$ 100.00	\$ 1.02	\$ 6.12	\$ 93.88	\$ -	93.88%
01-20-220-500145	Workers' Compensation	\$ 800.00	\$ 39.23	\$ 196.17	\$ 603.83	\$ -	75.48%
01-20-220-500150	Unemployment Insurance	\$ 2,000.00	\$ -	\$ -	\$ 2,000.00	\$ -	100.00%
01-20-220-500155	Retirement/CalPERS	\$ 7,900.00	\$ 529.35	\$ 2,982.53	\$ 4,917.47	\$ -	62.25%
	ENGINEERING Personnel	\$ 888,600.00	\$ 54,727.08	\$ 279,895.43	\$ 608,704.57	\$ -	68.50%
01-20-210-540048	Permits, Fees & Licensing	\$ 3,000.00	\$ -	\$ -	\$ 3,000.00	\$ -	100.00%
01-20-210-550029	Administrative Expenses	\$ 11,000.00	\$ 1,520.70	\$ 4,520.70	\$ 6,479.30	\$ -	58.90%
01-20-210-550042	Office Supplies	\$ 1,000.00	\$ 367.41	\$ 367.41	\$ 632.59	\$ -	63.26%
01-20-210-550046	Office Equipment	\$ 5,000.00	\$ -	\$ -	\$ 5,000.00	\$ -	100.00%
	Engineering Materials & Supplies	\$ 20,000.00	\$ 1,888.11	\$ 4,888.11	\$ 15,111.89	\$ -	75.56%
01-20-210-540012	Development Reimbursable Eng	\$ -	\$ 8,120.00	\$ 18,110.00	\$ (18,110.00)	\$ -	0.00%
01-20-210-540014	Development Reimbursable GIS	\$ -	\$ -	\$ 17,280.00	\$ (17,280.00)	\$ -	0.00%
01-20-210-550030	Membership Dues	\$ 2,000.00	\$ -	\$ 326.00	\$ 1,674.00	\$ -	83.70%
01-20-210-550051	Advertising/Legal Notices	\$ 5,000.00	\$ -	\$ -	\$ 5,000.00	\$ -	100.00%
01-20-210-580031	Outside Engineering	\$ 120,000.00	\$ 7,130.83	\$ 27,664.19	\$ 92,335.81	\$ -	76.95%
	Engineering Services	\$ 127,000.00	\$ 15,250.83	\$ 63,380.19	\$ 63,619.81	\$ -	50.09%
Expense Total	ENGINEERING	\$ 1,035,600.00	\$ 71,866.02	\$ 348,163.73	\$ 687,436.27	\$ -	66.38%
30	FINANCE & ADMINISTRATION						
310	Finance & Administration Personnel						
01-30-310-500105	Labor	\$ 1,238,800.00	\$ 82,166.79	\$ 423,798.97	\$ 815,001.03	\$ -	65.79%
01-30-310-500110	Overtime	\$ 6,000.00	\$ -	\$ 133.02	\$ 5,866.98	\$ -	97.78%
01-30-310-500111	Double Time	\$ 4,100.00	\$ -	\$ -	\$ 4,100.00	\$ -	100.00%
01-30-310-500114	Incentive Pay	\$ 3,600.00	\$ 50.00	\$ 250.00	\$ 3,350.00	\$ -	93.06%
01-30-310-500115	Social Security	\$ 99,000.00	\$ 5,590.02	\$ 28,311.86	\$ 70,688.14	\$ -	71.40%
01-30-310-500120	Medicare	\$ 23,200.00	\$ 1,307.35	\$ 6,621.33	\$ 16,578.67	\$ -	71.46%
01-30-310-500125	Health Insurance	\$ 205,200.00	\$ 16,104.94	\$ 80,367.27	\$ 124,832.73	\$ -	60.83%
01-30-310-500130	CalPERS Health Admin Costs	\$ 2,500.00	\$ 83.87	\$ 404.13	\$ 2,095.87	\$ -	83.83%
01-30-310-500140	Life Insurance	\$ 2,000.00	\$ 144.96	\$ 722.28	\$ 1,277.72	\$ -	63.89%
01-30-310-500143	EAP Program	\$ 500.00	\$ 16.16	\$ 80.47	\$ 419.53	\$ -	83.91%

Account Number	Description	Budget	Period Amt	End Bal	Variance	Encumbered	% Avail/
01-30-310-500145	Workers' Compensation	\$ 10,100.00	\$ 520.47	\$ 2,504.90	\$ 7,595.10	\$ -	75.20%
01-30-310-500150	Unemployment Insurance	\$ 29,800.00	\$ -	\$ -	\$ 29,800.00	\$ -	100.00%
01-30-310-500155	Retirement/CalPERS	\$ 285,800.00	\$ 21,117.73	\$ 103,246.28	\$ 182,553.72	\$ -	63.87%
01-30-310-500161	Estimated Current Year OPEB	\$ 99,700.00	\$ -	\$ 23,925.00	\$ 75,775.00	\$ -	76.00%
01-30-310-500165	Uniforms and Employee Benefits	\$ 1,000.00	\$ -	\$ -	\$ 1,000.00	\$ -	100.00%
01-30-310-500175	Training/Education/Mtgs/Travel	\$ 38,000.00	\$ 508.73	\$ 7,638.80	\$ 30,361.20	\$ -	79.90%
01-30-310-500180	Accrued Sick Leave Expense	\$ 67,500.00	\$ 1,948.53	\$ 11,166.84	\$ 56,333.16	\$ -	83.46%
01-30-310-500185	Accrued Vacation Leave Expense	\$ 114,900.00	\$ 6,758.36	\$ 17,958.56	\$ 96,941.44	\$ -	84.37%
01-30-310-500187	Accrued Leave Payments	\$ 144,500.00	\$ -	\$ 26,529.10	\$ 117,970.90	\$ -	81.64%
01-30-310-560000	GASB 68 Pension Expense	\$ 361,200.00	\$ -	\$ 11,775.00	\$ 349,425.00	\$ -	96.74%
320	Human Resources & Risk Management Personnel						
01-30-320-500105	Labor	\$ 145,400.00	\$ 10,431.00	\$ 51,451.66	\$ 93,948.34	\$ -	64.61%
01-30-320-500114	Incentive Pay	\$ 600.00	\$ -	\$ -	\$ 600.00	\$ -	100.00%
01-30-320-500115	Social Security	\$ 10,100.00	\$ 690.38	\$ 3,322.45	\$ 6,777.55	\$ -	67.10%
01-30-320-500120	Medicare	\$ 2,400.00	\$ 161.46	\$ 777.03	\$ 1,622.97	\$ -	67.62%
01-30-320-500125	Health Insurance	\$ 27,200.00	\$ 2,257.06	\$ 11,285.30	\$ 15,914.70	\$ -	58.51%
01-30-320-500140	Life Insurance	\$ 300.00	\$ 17.98	\$ 89.90	\$ 210.10	\$ -	70.03%
01-30-320-500143	EAP Program	\$ 100.00	\$ 2.02	\$ 10.10	\$ 89.90	\$ -	89.90%
01-30-320-500145	Workers' Compensation	\$ 1,200.00	\$ 61.08	\$ 294.04	\$ 905.96	\$ -	75.50%
01-30-320-500150	Unemployment Insurance	\$ 3,600.00	\$ -	\$ -	\$ 3,600.00	\$ -	100.00%
01-30-320-500155	Retirement/CalPERS	\$ 13,400.00	\$ 1,001.63	\$ 4,826.23	\$ 8,573.77	\$ -	63.98%
01-30-320-500165	Uniforms and Employee Benefits	\$ 300.00	\$ -	\$ 70.77	\$ 229.23	\$ -	76.41%
01-30-320-500175	Training/Education/Mtgs/Travel	\$ 3,800.00	\$ -	\$ -	\$ 3,800.00	\$ -	100.00%
01-30-320-500176	Dist Professional Development	\$ 18,800.00	\$ -	\$ -	\$ 18,800.00	\$ -	100.00%
01-30-320-500177	General Safety Trng & Supplies	\$ 24,200.00	\$ 6,497.46	\$ 8,523.96	\$ 15,676.04	\$ -	64.78%
01-30-320-500180	Accrued Sick Leave Expense	\$ 8,900.00	\$ -	\$ 1,390.80	\$ 7,509.20	\$ -	84.37%
01-30-320-500185	Accrued Vacation Leave Expense	\$ 7,400.00	\$ 695.40	\$ 695.40	\$ 6,704.60	\$ -	90.60%
01-30-320-500187	Accrued Leave Payments	\$ -	\$ -	\$ 75.10	\$ (75.10)	\$ -	0.00%
01-30-320-550024	Employment Testing	\$ 5,100.00	\$ 175.00	\$ 2,732.00	\$ 2,368.00	\$ -	46.43%
330	Customer Service Personnel						
01-30-330-500105	Labor	\$ 423,500.00	\$ 29,267.95	\$ 134,488.00	\$ 289,012.00	\$ -	68.24%
01-30-330-500110	Overtime	\$ 5,600.00	\$ -	\$ 80.42	\$ 5,519.58	\$ -	98.56%
01-30-330-500114	Incentive Pay	\$ 3,000.00	\$ -	\$ -	\$ 3,000.00	\$ -	100.00%
01-30-330-500115	Social Security	\$ 31,100.00	\$ 1,950.50	\$ 8,834.75	\$ 22,265.25	\$ -	71.59%
01-30-330-500120	Medicare	\$ 7,300.00	\$ 456.15	\$ 2,066.14	\$ 5,233.86	\$ -	71.70%
01-30-330-500125	Health Insurance	\$ 139,900.00	\$ 11,627.70	\$ 50,579.96	\$ 89,320.04	\$ -	63.85%
01-30-330-500140	Life Insurance	\$ 700.00	\$ 50.47	\$ 236.47	\$ 463.53	\$ -	66.22%
01-30-330-500143	EAP Program	\$ 300.00	\$ 10.10	\$ 46.46	\$ 253.54	\$ -	84.51%
01-30-330-500145	Workers' Compensation	\$ 3,300.00	\$ 172.23	\$ 771.75	\$ 2,528.25	\$ -	76.61%
01-30-330-500150	Unemployment Insurance	\$ 10,400.00	\$ -	\$ -	\$ 10,400.00	\$ -	100.00%
01-30-330-500155	Retirement/CalPERS	\$ 71,000.00	\$ 5,363.05	\$ 25,218.93	\$ 45,781.07	\$ -	64.48%
01-30-330-500165	Uniforms and Employee Benefits	\$ 500.00	\$ -	\$ 56.17	\$ 443.83	\$ -	88.77%
01-30-330-500175	Training/Education/Mtgs/Travel	\$ 8,000.00	\$ -	\$ 778.75	\$ 7,221.25	\$ -	90.27%

Account Number	Description	Budget	Period Amt	End Bal	Variance	Encumbered	% Avail/
01-30-330-500180	Accrued Sick Leave Expense	\$ 21,100.00	\$ 2,123.16	\$ 4,412.94	\$ 16,687.06	\$ -	79.09%
01-30-330-500185	Accrued Vacation Leave Expense	\$ 26,800.00	\$ (19.70)	\$ 1,506.09	\$ 25,293.91	\$ -	94.38%
01-30-330-500187	Accrued Leave Payments	\$ 22,400.00	\$ -	\$ 1,800.00	\$ 20,600.00	\$ -	91.96%
	FINANCE & ADMINISTRATION Personnel	\$ 3,785,100.00	\$ 209,309.99	\$ 1,061,855.38	\$ 2,723,244.62	\$ -	71.95%
310	Finance & Administration Materials & Supplies						
01-30-310-550042	Office Supplies	\$ 12,100.00	\$ 636.22	\$ 2,437.30	\$ 9,662.70	\$ -	79.86%
01-30-310-550046	Office Equipment	\$ 3,300.00	\$ -	\$ 40.93	\$ 3,259.07	\$ -	98.76%
01-30-310-550048	Postage	\$ 141,900.00	\$ 7,011.93	\$ 43,480.57	\$ 98,419.43	\$ -	69.36%
01-30-310-550066	Subscriptions	\$ 500.00	\$ -	\$ -	\$ 500.00	\$ -	100.00%
01-30-310-550072	Miscellaneous Operating Exp	\$ 500.00	\$ -	\$ -	\$ 500.00	\$ -	100.00%
01-30-310-550078	Bad Debt Expense	\$ 25,000.00	\$ -	\$ -	\$ 25,000.00	\$ -	100.00%
01-30-310-550084	Depreciation	\$ 3,876,500.00	\$ 345,551.67	\$ 1,727,887.35	\$ 2,148,612.65	\$ -	55.43%
320	Human Resources & Risk Management Materials & Supplies						
01-30-320-550028	District Certification	\$ 4,500.00	\$ -	\$ 4,221.00	\$ 279.00	\$ -	6.20%
01-30-320-550042	Office Supplies	\$ 1,900.00	\$ 34.20	\$ 34.20	\$ 1,865.80	\$ -	98.20%
330	Customer Service Materials & Supplies						
01-30-330-550006	Cashiering Shortages/Overages	\$ 100.00	\$ (0.60)	\$ 2.18	\$ 97.82	\$ -	97.82%
	FINANCE & ADMINISTRATION Materials & Supplies	\$ 4,066,300.00	\$ 353,233.42	\$ 1,778,103.53	\$ 2,288,196.47	\$ -	56.27%
310	Finance & Administration Services						
01-30-310-550001	Bank/Financial Service Fees	\$ 4,000.00	\$ 407.11	\$ 1,775.22	\$ 2,224.78	\$ -	55.62%
01-30-310-550030	Membership Dues	\$ 49,000.00	\$ 7,423.83	\$ 31,048.44	\$ 17,951.56	\$ -	36.64%
01-30-310-550051	Advertising/Legal Notices	\$ 1,500.00	\$ -	\$ 329.65	\$ 1,170.35	\$ -	78.02%
01-30-310-550054	Property, Auto, General Ins	\$ 319,000.00	\$ 21,070.94	\$ 105,354.70	\$ 213,645.30	\$ -	66.97%
01-30-310-550061	Media Outreach	\$ 5,000.00	\$ -	\$ -	\$ 5,000.00	\$ -	100.00%
01-30-310-580001	Accounting and Audit	\$ 48,200.00	\$ 31,444.00	\$ 34,169.00	\$ 14,031.00	\$ -	29.11%
01-30-310-580011	General Legal	\$ 179,300.00	\$ -	\$ 68,202.06	\$ 111,097.94	\$ -	61.96%
01-30-310-580036	Other Professional Services	\$ 142,800.00	\$ (7,250.61)	\$ 1,887.89	\$ 140,912.11	\$ -	98.68%
320	Human Resources & Risk Management Services						
01-30-320-550025	Employee Retention	\$ 6,000.00	\$ -	\$ 358.59	\$ 5,641.41	\$ -	94.02%
01-30-320-550026	Recruitment Expense	\$ 9,000.00	\$ -	\$ 312.59	\$ 8,687.41	\$ -	96.53%
01-30-320-550030	Membership Dues	\$ 1,100.00	\$ -	\$ 499.00	\$ 601.00	\$ -	54.64%
01-30-320-550051	Advertising/Legal Notices	\$ 1,600.00	\$ -	\$ 219.79	\$ 1,380.21	\$ -	86.26%
01-30-320-580036	Other Professional Services	\$ 11,000.00	\$ -	\$ -	\$ 11,000.00	\$ -	100.00%
330	Customer Service Services						
01-30-330-500190	Temporary Labor	\$ 16,100.00	\$ -	\$ -	\$ 16,100.00	\$ -	100.00%
01-30-330-550008	Transaction/Return Fees	\$ 1,200.00	\$ 21.76	\$ 277.66	\$ 922.34	\$ -	76.86%
01-30-330-550014	Credit Check Fees	\$ 6,200.00	\$ 397.04	\$ 1,914.16	\$ 4,285.84	\$ -	69.13%
01-30-330-550030	Membership Dues	\$ 1,100.00	\$ -	\$ -	\$ 1,100.00	\$ -	100.00%
01-30-330-550036	Notary and Lien Fees	\$ 2,000.00	\$ 60.00	\$ 287.00	\$ 1,713.00	\$ -	85.65%
01-30-330-550050	Utility Billing Service	\$ 76,000.00	\$ 1,853.98	\$ 9,829.96	\$ 66,170.04	\$ -	87.07%
01-30-330-550051	Advertising/Legal Notices	\$ 900.00	\$ -	\$ -	\$ 900.00	\$ -	100.00%

Account Number	Description	Budget	Period Amt	End Bal	Variance	Encumbered	% Avail/
	FINANCE & ADMINISTRATION Services	\$ 881,000.00	\$ 55,428.05	\$ 256,465.71	\$ 624,534.29	\$ -	70.89%
Expense Total	FINANCE & ADMINISTRATION	\$ 8,732,400.00	\$ 617,971.46	\$ 3,096,424.62	\$ 5,635,975.38	\$ -	64.54%
35	IT & CYBERSECURITY						
01-35-315-500105	Labor	\$ 206,300.00	\$ 17,709.44	\$ 83,295.66	\$ 123,004.34	\$ -	59.62%
01-35-315-500114	Incentive Pay	\$ 600.00	\$ -	\$ -	\$ 600.00	\$ -	100.00%
01-35-315-500115	Social Security	\$ 17,200.00	\$ 951.92	\$ 4,891.76	\$ 12,308.24	\$ -	71.56%
01-35-315-500120	Medicare	\$ 4,100.00	\$ 222.62	\$ 1,144.01	\$ 2,955.99	\$ -	72.10%
01-35-315-500125	Health Insurance	\$ 28,800.00	\$ 2,386.57	\$ 11,932.85	\$ 16,867.15	\$ -	58.57%
01-35-315-500140	Life Insurance	\$ 400.00	\$ 24.80	\$ 124.00	\$ 276.00	\$ -	69.00%
01-35-315-500143	EAP Program	\$ 100.00	\$ 2.02	\$ 10.10	\$ 89.90	\$ -	89.90%
01-35-315-500145	Workers' Compensation	\$ 1,600.00	\$ 84.18	\$ 411.16	\$ 1,188.84	\$ -	74.30%
01-35-315-500150	Unemployment Insurance	\$ 5,000.00	\$ -	\$ -	\$ 5,000.00	\$ -	100.00%
01-35-315-500155	Retirement/CalPERS	\$ 19,200.00	\$ 1,395.10	\$ 11,724.81	\$ 7,475.19	\$ -	38.93%
01-35-315-500175	Training/Education/Mtgs/Travel	\$ 5,300.00	\$ -	\$ 3,480.00	\$ 1,820.00	\$ -	34.34%
01-35-315-500180	Accrued Sick Leave Expense	\$ 11,600.00	\$ -	\$ -	\$ 11,600.00	\$ -	100.00%
01-35-315-500185	Accrued Vacation Leave Expense	\$ 25,000.00	\$ -	\$ -	\$ 25,000.00	\$ -	100.00%
01-35-315-500187	Accrued Leave Payments	\$ 32,900.00	\$ -	\$ 25,857.40	\$ 7,042.60	\$ -	21.41%
	IT & Cybersecurity Personnel	\$ 358,100.00	\$ 22,776.65	\$ 142,871.75	\$ 215,228.25	\$ -	60.10%
01-35-315-550044	Printing/Toner and Maintenance	\$ 30,000.00	\$ 1,914.91	\$ 8,667.08	\$ 21,332.92	\$ -	71.11%
01-35-315-580016	Computer Hardware	\$ 30,000.00	\$ 314.29	\$ 6,308.13	\$ 23,691.87	\$ -	78.97%
01-35-315-580028	Cybersecurity Soft/Hardware	\$ 60,900.00	\$ 5,160.33	\$ 24,894.00	\$ 36,006.00	\$ -	59.12%
01-35-315-580030	Repair/Purchase Radio Comm Eq	\$ 10,000.00	\$ -	\$ 6,028.60	\$ 3,971.40	\$ -	39.71%
	IT & Cybersecurity Materials & Supplies	\$ 130,900.00	\$ 7,389.53	\$ 45,897.81	\$ 85,002.19	\$ -	64.94%
01-35-315-501511	Telephone/Internet Service	\$ 93,000.00	\$ 14,390.66	\$ 37,541.84	\$ 55,458.16	\$ -	59.63%
01-35-315-501521	Building Alarms and Security	\$ 34,000.00	\$ 2,901.80	\$ 8,302.80	\$ 25,697.20	\$ -	75.58%
01-35-315-540016	GIS Maintenance and Updates	\$ 10,000.00	\$ -	\$ 960.00	\$ 9,040.00	\$ -	90.40%
01-35-315-550030	Membership Dues	\$ 3,000.00	\$ -	\$ 729.88	\$ 2,270.12	\$ -	75.67%
01-35-315-550058	Cyber Security Liability Ins	\$ 7,500.00	\$ -	\$ -	\$ 7,500.00	\$ -	100.00%
01-35-315-580021	IT/Software Support	\$ 8,000.00	\$ -	\$ 1,100.00	\$ 6,900.00	\$ -	86.25%
01-35-315-580026	License/Maintenance/Support	\$ 321,000.00	\$ 32,479.75	\$ 132,594.05	\$ 188,405.95	\$ -	58.69%
01-35-315-580027	AMR/AMI Annual Support	\$ 171,200.00	\$ 6,076.18	\$ 30,785.90	\$ 140,414.10	\$ -	82.02%
	IT & Cybersecurity Services	\$ 647,700.00	\$ 55,848.39	\$ 212,014.47	\$ 435,685.53	\$ -	67.27%
Expense Total	IT & CYBERSECURITY	\$ 1,136,700.00	\$ 86,014.57	\$ 400,784.03	\$ 735,915.97	\$ -	64.74%
40	OPERATIONS						
410	Source of Supply Personnel						
01-40-410-500105	Labor	\$ 535,700.00	\$ 36,165.46	\$ 176,384.80	\$ 359,315.20	\$ -	67.07%
01-40-410-500110	Overtime	\$ 42,100.00	\$ 218.82	\$ 1,754.14	\$ 40,345.86	\$ -	95.83%

Account Number	Description	Budget	Period Amt	End Bal	Variance	Encumbered	% Avail/
01-40-410-500111	Double Time	\$ 19,900.00	\$ -	\$ 53.44	\$ 19,846.56	\$ -	99.73%
01-40-410-500113	Standby/On-Call	\$ 14,700.00	\$ 1,120.00	\$ 5,480.00	\$ 9,220.00	\$ -	62.72%
01-40-410-500114	Incentive Pay	\$ 3,000.00	\$ 200.00	\$ 1,000.00	\$ 2,000.00	\$ -	66.67%
01-40-410-500115	Social Security	\$ 44,700.00	\$ 2,684.06	\$ 13,145.49	\$ 31,554.51	\$ -	70.59%
01-40-410-500120	Medicare	\$ 10,500.00	\$ 627.71	\$ 3,074.31	\$ 7,425.69	\$ -	70.72%
01-40-410-500125	Health Insurance	\$ 138,200.00	\$ 11,484.37	\$ 57,380.94	\$ 80,819.06	\$ -	58.48%
01-40-410-500140	Life Insurance	\$ 900.00	\$ 65.85	\$ 329.25	\$ 570.75	\$ -	63.42%
01-40-410-500143	EAP Program	\$ 300.00	\$ 10.10	\$ 50.50	\$ 249.50	\$ -	83.17%
01-40-410-500145	Workers' Compensation	\$ 22,400.00	\$ 1,218.07	\$ 5,921.13	\$ 16,478.87	\$ -	73.57%
01-40-410-500150	Unemployment Insurance	\$ 63,100.00	\$ -	\$ -	\$ 63,100.00	\$ -	100.00%
01-40-410-500155	Retirement/CalPERS	\$ 137,300.00	\$ 9,811.46	\$ 47,953.22	\$ 89,346.78	\$ -	65.07%
01-40-410-500165	Uniforms and Employee Benefits	\$ 3,500.00	\$ 96.94	\$ 736.94	\$ 2,763.06	\$ -	78.94%
01-40-410-500175	Training/Education/Mtgs/Travel	\$ 2,500.00	\$ -	\$ 499.00	\$ 2,001.00	\$ -	80.04%
01-40-410-500180	Accrued Sick Leave Expense	\$ 24,700.00	\$ 3,567.16	\$ 13,497.73	\$ 11,202.27	\$ -	45.35%
01-40-410-500185	Accrued Vacation Leave Expense	\$ 40,500.00	\$ 1,870.66	\$ 14,517.00	\$ 25,983.00	\$ -	64.16%
01-40-410-500187	Accrued Leave Payments	\$ 39,800.00	\$ 960.00	\$ 4,800.00	\$ 35,000.00	\$ -	87.94%
01-40-410-500195	CIP Related Labor	\$ (22,800.00)	\$ -	\$ (318.48)	\$ (22,481.52)	\$ -	98.60%
430	Cross-Connection/Non-Potable Water Personnel						
01-40-430-500105	Labor	\$ 119,900.00	\$ 8,163.87	\$ 39,818.31	\$ 80,081.69	\$ -	66.79%
01-40-430-500110	Overtime	\$ 5,400.00	\$ -	\$ 2.35	\$ 5,397.65	\$ -	99.96%
01-40-430-500111	Double Time	\$ 1,500.00	\$ -	\$ 0.94	\$ 1,499.06	\$ -	99.94%
01-40-430-500114	Incentive Pay	\$ 600.00	\$ 50.00	\$ 250.00	\$ 350.00	\$ -	58.33%
01-40-430-500115	Social Security	\$ 9,500.00	\$ 555.85	\$ 2,680.33	\$ 6,819.67	\$ -	71.79%
01-40-430-500120	Medicare	\$ 2,300.00	\$ 129.99	\$ 626.83	\$ 1,673.17	\$ -	72.75%
01-40-430-500125	Health Insurance	\$ 28,800.00	\$ 2,327.40	\$ 11,814.68	\$ 16,985.32	\$ -	58.98%
01-40-430-500140	Life Insurance	\$ 200.00	\$ 14.58	\$ 72.38	\$ 127.62	\$ -	63.81%
01-40-430-500143	EAP Program	\$ 100.00	\$ 1.99	\$ 10.07	\$ 89.93	\$ -	89.93%
01-40-430-500145	Workers' Compensation	\$ 4,900.00	\$ 258.68	\$ 1,246.98	\$ 3,653.02	\$ -	74.55%
01-40-430-500150	Unemployment Insurance	\$ 3,000.00	\$ -	\$ -	\$ 3,000.00	\$ -	100.00%
01-40-430-500155	Retirement/CalPERS	\$ 42,400.00	\$ 3,322.49	\$ 16,329.84	\$ 26,070.16	\$ -	61.49%
01-40-430-500165	Uniforms and Employee Benefits	\$ 1,000.00	\$ 44.50	\$ 44.50	\$ 955.50	\$ -	95.55%
01-40-430-500175	Training/Education/Mtgs/Travel	\$ 3,500.00	\$ 124.80	\$ 592.79	\$ 2,907.21	\$ -	83.06%
01-40-430-500180	Accrued Sick Leave Expense	\$ 5,600.00	\$ 742.17	\$ 2,740.32	\$ 2,859.68	\$ -	51.07%
01-40-430-500185	Accrued Vacation Leave Expense	\$ 8,600.00	\$ -	\$ 285.45	\$ 8,314.55	\$ -	96.68%
01-40-430-500187	Accrued Leave Payments	\$ 9,800.00	\$ -	\$ -	\$ 9,800.00	\$ -	100.00%
440	Transmission & Distribution Personnel						
01-40-440-500105	Labor	\$ 1,470,400.00	\$ 93,548.56	\$ 466,268.82	\$ 1,004,131.18	\$ -	68.29%
01-40-440-500110	Overtime	\$ 86,700.00	\$ 7,605.23	\$ 20,316.74	\$ 66,383.26	\$ -	76.57%
01-40-440-500111	Double Time	\$ 37,900.00	\$ 1,840.41	\$ 7,320.92	\$ 30,579.08	\$ -	80.68%
01-40-440-500113	Standby/On-Call	\$ 22,900.00	\$ 1,960.00	\$ 9,160.00	\$ 13,740.00	\$ -	60.00%
01-40-440-500114	Incentive Pay	\$ 6,600.00	\$ 350.00	\$ 1,550.00	\$ 5,050.00	\$ -	76.52%
01-40-440-500115	Social Security	\$ 118,500.00	\$ 6,844.44	\$ 33,644.02	\$ 84,855.98	\$ -	71.61%
01-40-440-500120	Medicare	\$ 27,800.00	\$ 1,600.72	\$ 7,924.42	\$ 19,875.58	\$ -	71.49%

Account Number	Description	Budget	Period Amt	End Bal	Variance	Encumbered	% Avail/
01-40-440-500125	Health Insurance	\$ 318,200.00	\$ 23,268.05	\$ 114,984.07	\$ 203,215.93	\$ -	63.86%
01-40-440-500140	Life Insurance	\$ 2,400.00	\$ 170.67	\$ 845.98	\$ 1,554.02	\$ -	64.75%
01-40-440-500143	EAP Program	\$ 900.00	\$ 30.02	\$ 148.66	\$ 751.34	\$ -	83.48%
01-40-440-500145	Workers' Compensation	\$ 47,900.00	\$ 2,689.04	\$ 13,350.58	\$ 34,549.42	\$ -	72.13%
01-40-440-500155	Retirement/CalPERS	\$ 299,000.00	\$ 22,273.87	\$ 113,919.73	\$ 185,080.27	\$ -	61.90%
01-40-440-500165	Uniforms and Employee Benefits	\$ 15,500.00	\$ 1,046.29	\$ 2,949.07	\$ 12,550.93	\$ -	80.97%
01-40-440-500175	Training/Education/Mtgs/Travel	\$ 17,000.00	\$ 2,964.60	\$ 14,255.33	\$ 2,744.67	\$ -	16.15%
01-40-440-500180	Accrued Sick Leave Expense	\$ 78,700.00	\$ 3,109.40	\$ 16,895.02	\$ 61,804.98	\$ -	78.53%
01-40-440-500185	Accrued Vacation Leave Expense	\$ 109,800.00	\$ 1,673.75	\$ 10,181.37	\$ 99,618.63	\$ -	90.73%
01-40-440-500187	Accrued Leave Payments	\$ 94,800.00	\$ -	\$ 16,734.51	\$ 78,065.49	\$ -	82.35%
01-40-440-500195	CIP Related Labor	\$ (200,000.00)	\$ (154.08)	\$ (8,032.74)	\$ (191,967.26)	\$ -	95.98%
450	Inspections Personnel						
01-40-450-500105	Labor	\$ 67,900.00	\$ 8,885.69	\$ 31,105.63	\$ 36,794.37	\$ -	54.19%
01-40-450-500110	Overtime	\$ 7,900.00	\$ 1,096.79	\$ 2,953.27	\$ 4,946.73	\$ -	62.62%
01-40-450-500111	Double Time	\$ 3,200.00	\$ 34.87	\$ 34.87	\$ 3,165.13	\$ -	98.91%
01-40-450-500113	Standby/On-Call	\$ 2,800.00	\$ -	\$ -	\$ 2,800.00	\$ -	100.00%
01-40-450-500115	Social Security	\$ 5,300.00	\$ 623.80	\$ 2,118.89	\$ 3,181.11	\$ -	60.02%
01-40-450-500120	Medicare	\$ 1,300.00	\$ 145.92	\$ 495.58	\$ 804.42	\$ -	61.88%
01-40-450-500125	Health Insurance	\$ 18,600.00	\$ 1,367.45	\$ 4,728.44	\$ 13,871.56	\$ -	74.58%
01-40-450-500140	Life Insurance	\$ 200.00	\$ 16.29	\$ 47.45	\$ 152.55	\$ -	76.28%
01-40-450-500143	EAP Program	\$ 100.00	\$ 3.57	\$ 10.30	\$ 89.70	\$ -	89.70%
01-40-450-500145	Workers' Compensation	\$ 2,900.00	\$ 276.62	\$ 954.61	\$ 1,945.39	\$ -	67.08%
01-40-450-500155	Retirement/CalPERS	\$ 13,900.00	\$ 795.34	\$ 2,771.90	\$ 11,128.10	\$ -	80.06%
460	Customer Svc & Meter Reading Personnel						
01-40-460-500105	Labor	\$ 293,400.00	\$ 17,657.92	\$ 79,797.16	\$ 213,602.84	\$ -	72.80%
01-40-460-500110	Overtime	\$ 17,500.00	\$ 70.23	\$ 358.39	\$ 17,141.61	\$ -	97.95%
01-40-460-500111	Double Time	\$ 6,200.00	\$ -	\$ -	\$ 6,200.00	\$ -	100.00%
01-40-460-500113	Standby/On-Call	\$ 2,800.00	\$ -	\$ -	\$ 2,800.00	\$ -	100.00%
01-40-460-500114	Incentive Pay	\$ 1,200.00	\$ -	\$ -	\$ 1,200.00	\$ -	100.00%
01-40-460-500115	Social Security	\$ 23,000.00	\$ 1,314.54	\$ 5,552.71	\$ 17,447.29	\$ -	75.86%
01-40-460-500120	Medicare	\$ 5,400.00	\$ 307.42	\$ 1,298.61	\$ 4,101.39	\$ -	75.95%
01-40-460-500125	Health Insurance	\$ 89,500.00	\$ 5,771.60	\$ 25,596.96	\$ 63,903.04	\$ -	71.40%
01-40-460-500140	Life Insurance	\$ 500.00	\$ 31.65	\$ 149.82	\$ 350.18	\$ -	70.04%
01-40-460-500143	EAP Program	\$ 200.00	\$ 5.56	\$ 26.17	\$ 173.83	\$ -	86.92%
01-40-460-500145	Workers' Compensation	\$ 12,100.00	\$ 611.14	\$ 2,581.29	\$ 9,518.71	\$ -	78.67%
01-40-460-500155	Retirement/CalPERS	\$ 87,100.00	\$ 6,732.47	\$ 31,584.50	\$ 55,515.50	\$ -	63.74%
01-40-460-500165	Uniforms and Employee Benefits	\$ 1,500.00	\$ 88.86	\$ 88.86	\$ 1,411.14	\$ -	94.08%
01-40-460-500175	Training/Education/Mtgs/Travel	\$ 600.00	\$ -	\$ -	\$ 600.00	\$ -	100.00%
01-40-460-500180	Accrued Sick Leave Expense	\$ 9,100.00	\$ 285.61	\$ 1,882.20	\$ 7,217.80	\$ -	79.32%
01-40-460-500185	Accrued Vacation Leave Expense	\$ 17,000.00	\$ 2,232.38	\$ 2,324.43	\$ 14,675.57	\$ -	86.33%
01-40-460-500187	Accrued Leave Payments	\$ 19,100.00	\$ -	\$ -	\$ 19,100.00	\$ -	100.00%
01-40-460-500195	CIP Related Labor	\$ (41,000.00)	\$ (1,245.37)	\$ (1,819.12)	\$ (39,180.88)	\$ -	95.56%
470	Maintenance & General Plant Personnel						

Account Number	Description	Budget	Period Amt	End Bal	Variance	Encumbered	% Avail/
01-40-470-500105	Labor	\$ 221,700.00	\$ 20,622.70	\$ 90,195.07	\$ 131,504.93	\$ -	59.32%
01-40-470-500110	Overtime	\$ 8,800.00	\$ 96.89	\$ 472.75	\$ 8,327.25	\$ -	94.63%
01-40-470-500111	Double Time	\$ 3,400.00	\$ -	\$ -	\$ 3,400.00	\$ -	100.00%
01-40-470-500113		\$ 2,800.00	\$ -	\$ -	\$ 2,800.00	\$ -	100.00%
01-40-470-500114	Incentive Pay	\$ 1,200.00	\$ 100.00	\$ 500.00	\$ 700.00	\$ -	58.33%
01-40-470-500115	Social Security	\$ 16,300.00	\$ 1,383.28	\$ 6,011.22	\$ 10,288.78	\$ -	63.12%
01-40-470-500120	Medicare	\$ 3,900.00	\$ 323.51	\$ 1,405.88	\$ 2,494.12	\$ -	63.95%
01-40-470-500125	Health Insurance	\$ 63,400.00	\$ 5,942.24	\$ 26,277.77	\$ 37,122.23	\$ -	58.55%
01-40-470-500140	Life Insurance	\$ 400.00	\$ 24.08	\$ 162.05	\$ 237.95	\$ -	59.49%
01-40-470-500143	EAP Program	\$ 200.00	\$ 4.80	\$ 31.97	\$ 168.03	\$ -	84.02%
01-40-470-500145	Workers' Compensation	\$ 9,200.00	\$ 626.61	\$ 2,761.44	\$ 6,438.56	\$ -	69.98%
01-40-470-500155	Retirement/CalPERS	\$ 21,100.00	\$ 1,979.33	\$ 8,598.64	\$ 12,501.36	\$ -	59.25%
01-40-470-500165	Uniforms and Employee Benefits	\$ 2,000.00	\$ -	\$ 400.00	\$ 1,600.00	\$ -	80.00%
01-40-470-500175	Training/Education/Mtgs/Travel	\$ 2,000.00	\$ -	\$ 475.00	\$ 1,525.00	\$ -	76.25%
01-40-470-500180	Accrued Sick Leave Expenses	\$ 7,500.00	\$ 947.35	\$ 2,453.24	\$ 5,046.76	\$ -	67.29%
01-40-470-500185	Accrued Vacation Expenses	\$ 9,600.00	\$ 524.44	\$ 3,267.74	\$ 6,332.26	\$ -	65.96%
01-40-470-500187	Accrued Leave Payments	\$ 5,200.00	\$ -	\$ -	\$ 5,200.00	\$ -	100.00%
	OPERATIONS Personnel	\$ 4,971,100.00	\$ 336,343.53	\$ 1,602,847.37	\$ 3,368,252.63	\$ -	67.76%
410	Source of Supply Materials & Supplies						
01-40-410-501101	Electricity - Wells	\$ 3,000,000.00	\$ 219,902.92	\$ 955,349.71	\$ 2,044,650.29	\$ -	68.16%
01-40-410-501201	Gas - Wells	\$ 500.00	\$ 15.29	\$ 73.97	\$ 426.03	\$ -	85.21%
01-40-410-510011	Treatment and Chemicals	\$ 225,000.00	\$ 12,574.20	\$ 55,812.20	\$ 169,187.80	\$ -	75.19%
01-40-410-510021	Lab Testing	\$ 100,000.00	\$ 4,271.36	\$ 48,055.57	\$ 51,944.43	\$ -	51.94%
01-40-410-510031	Small Tools, Parts, & Maint	\$ 10,000.00	\$ 588.52	\$ 5,626.25	\$ 4,373.75	\$ -	43.74%
01-40-410-520021	Maint & Repair-Telemetry	\$ 5,000.00	\$ -	\$ -	\$ 5,000.00	\$ -	100.00%
01-40-410-520061	Maint & Repair-Pumping Equip	\$ 118,000.00	\$ 1,269.31	\$ 62,710.49	\$ 55,289.51	\$ -	46.86%
01-40-410-530001	Minor Capital Acquisitions	\$ 500.00	\$ -	\$ -	\$ 500.00	\$ -	100.00%
01-40-410-550042	Office Supplies	\$ 1,600.00	\$ 1,139.52	\$ 1,319.80	\$ 280.20	\$ -	17.51%
01-40-410-550066	Subscriptions	\$ 500.00	\$ -	\$ -	\$ 500.00	\$ -	100.00%
430	Cross-Connection/Non-Potable Water Materials & Supplies						
01-40-430-510031	Small Tools Parts & Maint	\$ 2,000.00	\$ 26.28	\$ 47.80	\$ 1,952.20	\$ -	97.61%
01-40-430-540001	Backflow Maintenance	\$ 40,800.00	\$ -	\$ 5,859.94	\$ 34,940.06	\$ -	85.64%
01-40-430-550042	Office Supplies	\$ 200.00	\$ -	\$ -	\$ 200.00	\$ -	100.00%
01-40-430-550066	Subscriptions	\$ 500.00	\$ -	\$ -	\$ 500.00	\$ -	100.00%
440	Transmission & Distribution Materials & Supplies						
01-40-440-500178	General Safety Supplies	\$ 12,000.00	\$ 527.74	\$ 4,514.29	\$ 7,485.71	\$ -	62.38%
01-40-440-510031	Small Tools, Parts, & Maint	\$ 40,000.00	\$ 2,599.96	\$ 8,544.69	\$ 31,455.31	\$ -	78.64%
01-40-440-520071	Maint & Repair-Pipeline/FireHy	\$ 145,000.00	\$ 16,884.25	\$ 76,342.09	\$ 68,657.91	\$ 3,776.36	44.75%
01-40-440-520081	Maint & Repair-Hydraulic Valve	\$ 50,000.00	\$ -	\$ 15,843.64	\$ 34,156.36	\$ -	68.31%
01-40-440-530001	Minor Capital Acquisitions	\$ 20,000.00	\$ -	\$ -	\$ 20,000.00	\$ -	100.00%
01-40-440-540024	Inventory Adjustments	\$ 50,000.00	\$ -	\$ -	\$ 50,000.00	\$ -	100.00%
01-40-440-540036	Line Locates	\$ 3,800.00	\$ 383.26	\$ 2,340.02	\$ 1,459.98	\$ -	38.42%

Account Number	Description	Budget	Period Amt	End Bal	Variance	Encumbered	% Avail/
01-40-440-540042	Meters Maintenance & Services	\$ 230,000.00	\$ 47,383.55	\$ 128,961.20	\$ 101,038.80	\$ -	43.93%
01-40-440-540078	Reservoir Maintenance	\$ 50,000.00	\$ -	\$ 1,391.37	\$ 48,608.63	\$ -	97.22%
470	Maintenance & General Plant Materials & Supplies						
01-40-470-501111	Electricity -560 Magnolia Ave	\$ 44,000.00	\$ 3,064.20	\$ 12,815.60	\$ 31,184.40	\$ -	70.87%
01-40-470-501121	Electricity -12303 Oak Glen Rd	\$ 4,000.00	\$ 39.43	\$ 194.84	\$ 3,805.16	\$ -	95.13%
01-40-470-501131	Electricity -13695 Oak Glen Rd	\$ 4,000.00	\$ 102.56	\$ 569.88	\$ 3,430.12	\$ -	85.75%
01-40-470-501141	Electricity -13697 Oak Glen Rd	\$ 5,000.00	\$ 283.97	\$ 1,250.00	\$ 3,750.00	\$ -	75.00%
01-40-470-501151	Electricity -9781 AveMiravilla	\$ 3,000.00	\$ 123.32	\$ 579.99	\$ 2,420.01	\$ -	80.67%
01-40-470-501161	Electricity -815 E 12th St	\$ 15,400.00	\$ -	\$ 1,262.25	\$ 14,137.75	\$ -	91.80%
01-40-470-501171	Electricity -851 E 6th St	\$ 5,400.00	\$ 382.15	\$ 1,761.93	\$ 3,638.07	\$ -	67.37%
01-40-470-501321	Propane -12303 Oak Glen Rd	\$ 2,000.00	\$ -	\$ -	\$ 2,000.00	\$ -	100.00%
01-40-470-501331	Propane -13695 Oak Glen Rd	\$ 4,000.00	\$ 252.35	\$ 786.75	\$ 3,213.25	\$ -	80.33%
01-40-470-501341	Propane -13697 Oak Glen Rd	\$ 5,500.00	\$ 583.78	\$ 1,086.27	\$ 4,413.73	\$ -	80.25%
01-40-470-501351	Propane -9781 AveMiravilla	\$ 2,300.00	\$ -	\$ 205.00	\$ 2,095.00	\$ -	91.09%
01-40-470-501411	Sanitation -560 Magnolia Ave	\$ 8,000.00	\$ 252.48	\$ 1,633.52	\$ 6,366.48	\$ -	79.58%
01-40-470-501461	Sanitation -815 E 12th Ave	\$ 8,000.00	\$ 554.16	\$ 2,770.80	\$ 5,229.20	\$ -	65.37%
01-40-470-501471	Sanitation -11083 Cherry Ave	\$ 8,000.00	\$ 377.05	\$ 1,885.25	\$ 6,114.75	\$ -	76.43%
01-40-470-501481	Sanitation - 39500 Brookside	\$ 8,000.00	\$ 529.61	\$ 2,648.05	\$ 5,351.95	\$ -	66.90%
01-40-470-501600	Property Maintenance & Repairs	\$ 4,000.00	\$ -	\$ -	\$ 4,000.00	\$ -	100.00%
01-40-470-501611	Maint & Repair-560 Magnolia	\$ 83,600.00	\$ 1,422.42	\$ 20,076.46	\$ 63,523.54	\$ -	75.99%
01-40-470-501621	Maint & Repair-12303 Oak Glen	\$ 31,000.00	\$ -	\$ -	\$ 31,000.00	\$ -	100.00%
01-40-470-501631	Maint & Repair-13695 Oak Glen	\$ 3,000.00	\$ -	\$ -	\$ 3,000.00	\$ -	100.00%
01-40-470-501641	Maint & Repair-13697 Oak Glen	\$ 3,000.00	\$ -	\$ -	\$ 3,000.00	\$ -	100.00%
01-40-470-501651	Maint & Repair-9781 Avenida	\$ 4,500.00	\$ 120.00	\$ 531.36	\$ 3,968.64	\$ -	88.19%
01-40-470-501661	Maint & Repair-815 E 12th St	\$ 50,000.00	\$ 8,774.20	\$ 12,896.71	\$ 37,103.29	\$ -	74.21%
01-40-470-501671	Maint & Repair-851 E 6th St	\$ 5,000.00	\$ 489.28	\$ 2,350.46	\$ 2,649.54	\$ -	52.99%
01-40-470-501681	Maint & Repair-39500 Brookside	\$ 3,000.00	\$ 315.18	\$ 2,354.20	\$ 645.80	\$ -	21.53%
01-40-470-501691	Maint & Repair-Buildings(Gen)	\$ 30,000.00	\$ 7,018.21	\$ 16,806.56	\$ 13,193.44	\$ -	43.98%
01-40-470-510001	Auto/Fuel	\$ 179,300.00	\$ 12,557.13	\$ 62,422.00	\$ 116,878.00	\$ -	65.19%
01-40-470-510002	CIP Related Fuel	\$ (10,000.00)	\$ -	\$ -	\$ (10,000.00)	\$ -	100.00%
01-40-470-520011	Maint & Repair-Safety Equip	\$ 10,000.00	\$ -	\$ 87.02	\$ 9,912.98	\$ -	99.13%
01-40-470-520031	Maint & Repair-General Equip	\$ 100,000.00	\$ 388.27	\$ 27,068.40	\$ 72,931.60	\$ 2,450.84	70.48%
01-40-470-520041	Maintenance & Repair-Fleet	\$ 70,000.00	\$ 5,256.83	\$ 43,921.32	\$ 26,078.68	\$ -	37.26%
01-40-470-520051	Maintenance & Repair-Paving	\$ 120,000.00	\$ -	\$ -	\$ 120,000.00	\$ -	100.00%
01-40-470-520053	Maint & Repair-Paving-Beaumont	\$ 270,000.00	\$ 14,213.00	\$ 81,570.10	\$ 188,429.90	\$ -	69.79%
01-40-470-530001	Minor Capital Acquisitions	\$ 14,000.00	\$ -	\$ 13,209.94	\$ 790.06	\$ -	5.64%
01-40-470-540052	Encroachment Permits	\$ 20,000.00	\$ -	\$ -	\$ 20,000.00	\$ -	100.00%
	OPERATIONS Materials & Supplies	\$ 5,222,400.00	\$ 364,665.74	\$ 1,685,537.69	\$ 3,536,862.31	\$ 6,227.20	67.61%
410	Source of Supply Services						
01-40-410-500501	State Project Water Purchases	\$ 4,468,800.00	\$ 547,428.00	\$ 2,226,021.00	\$ 2,242,779.00	\$ -	50.19%
01-40-410-540084	Regulations Mandates & Tariffs	\$ 185,000.00	\$ 8,760.18	\$ 55,340.39	\$ 129,659.61	\$ -	70.09%
01-40-410-550030	Membership Dues	\$ 2,000.00	\$ -	\$ -	\$ 2,000.00	\$ -	100.00%

Account Number	Description	Budget	Period Amt	End Bal	Variance	Encumbered	% Avail/
01-40-410-550051	Advertising/Legal Notices	\$ 1,000.00	\$ -	\$ 517.02	\$ 482.98	\$ -	48.30%
430	Cross-Connection/Non-Potable Water Services						
01-40-430-550030	Membership Dues	\$ 2,500.00	\$ -	\$ 1,633.26	\$ 866.74	\$ -	34.67%
01-40-430-550051	Advertising/Legal Notices	\$ 500.00	\$ -	\$ -	\$ 500.00	\$ -	100.00%
440	Transmission & Distribution Services						
01-40-440-550030	Membership Dues	\$ 1,500.00	\$ -	\$ -	\$ 1,500.00	\$ -	100.00%
01-40-440-550051	Advertising/Legal Notices	\$ 2,000.00	\$ -	\$ -	\$ 2,000.00	\$ -	100.00%
460	Customer Svc & Meter Reading Services						
01-40-460-550030	Membership Dues	\$ 100.00	\$ -	\$ -	\$ 100.00	\$ -	100.00%
470	Maintenance & General Plant Services						
01-40-470-540030	Landscape Maintenance	\$ 90,000.00	\$ 6,476.67	\$ 27,576.87	\$ 62,423.13	\$ -	69.36%
01-40-470-540072	NCRF, Canyons, & Pond Maint	\$ 260,300.00	\$ 18,594.12	\$ 111,988.40	\$ 148,311.60	\$ -	56.98%
01-40-470-550030	Membership Dues	\$ 100.00	\$ -	\$ -	\$ 100.00	\$ -	100.00%
	OPERATIONS Services	\$ 5,013,800.00	\$ 581,258.97	\$ 2,423,076.94	\$ 2,590,723.06	\$ -	51.67%
Expense Total	OPERATIONS	\$ 15,207,300.00	\$ 1,282,268.24	\$ 5,711,462.00	\$ 9,495,838.00	\$ 6,227.20	62.40%
50	GENERAL						
01-50-510-500112	Stipend-Association Mtg Attend	\$ 2,000.00	\$ 225.00	\$ 300.00	\$ 1,700.00	\$ -	85.00%
	Personnel	\$ 2,000.00	\$ 225.00	\$ 300.00	\$ 1,700.00	\$ -	85.00%
01-50-510-502001	Rents/Leases	\$ 37,000.00	\$ 2,996.00	\$ 14,980.00	\$ 22,020.00	\$ -	59.51%
01-50-510-510031	Small Tools, Parts, & Maint	\$ 1,000.00	\$ -	\$ -	\$ 1,000.00	\$ -	100.00%
01-50-510-540066	Property Damage and Theft	\$ 60,000.00	\$ -	\$ 331.90	\$ 59,668.10	\$ -	99.45%
01-50-510-550040	General Supplies	\$ 19,800.00	\$ 593.04	\$ 2,720.13	\$ 17,079.87	\$ -	86.26%
01-50-510-550060	Public Ed/Community Outreach	\$ 25,000.00	\$ -	\$ 6,214.81	\$ 18,785.19	\$ -	75.14%
01-50-510-550072	Miscellaneous Operating Exp	\$ 1,000.00	\$ -	\$ -	\$ 1,000.00	\$ -	100.00%
01-50-510-550074	Disaster Prepared Ongoing Exp	\$ 11,000.00	\$ 812.23	\$ 1,868.02	\$ 9,131.98	\$ -	83.02%
	General Materials & Supplies	\$ 154,800.00	\$ 4,401.27	\$ 26,114.86	\$ 128,685.14	\$ -	83.13%
01-50-510-550096	Beaumont Basin Watermaster	\$ 135,000.00	\$ 5,093.01	\$ 32,374.11	\$ 102,625.89	\$ -	76.02%
01-50-510-550097	SAWPA Basin Monitoring Program	\$ 37,000.00	\$ -	\$ -	\$ 37,000.00	\$ -	100.00%
	General Services	\$ 172,000.00	\$ 5,093.01	\$ 32,374.11	\$ 139,625.89	\$ -	81.18%
Expense Total	GENERAL	\$ 328,800.00	\$ 9,719.28	\$ 58,788.97	\$ 270,011.03	\$ -	82.12%
Expense Total	ALL EXPENSES	\$ 26,768,200.00	\$ 2,086,565.88	\$ 9,701,164.01	\$ 17,067,035.99	\$ 6,227.20	63.74%



**Beaumont-Cherry Valley Water District
Finance and Audit Committee Meeting
July 1, 2026**

Item 4b

STAFF REPORT

TO: Finance and Audit Committee
FROM: William Clayton, Finance Manager
SUBJECT: **May 31, 2026, Cash Balance and Investment Report**

Staff Recommendation

Approve the May 31, 2026, Cash Balance and Investment Report.

Summary

Attached is the Cash and Investment Report as of May 31, 2026. The District's total invested cash and marketable securities have a market value of \$91,265,382.58.

Analysis

The attached reports include the following elements following 5045.17 Investment Reporting:

- a. Listing of individual securities held at the end of the reporting period;
- b. Cost and market value of all securities, including realized and unrealized market value gains or losses per GASB requirements;
- c. Average weighted yield to maturity of the portfolio;
- d. Listing of investment by maturity date;
- e. Percentage of the total portfolio, which each type of investment represents;
- f. Statement of compliance with Investment Policy, including an explanation of any compliance exceptions (CGC Section 53646); and
- g. Certification of sufficient liquidity to meet budgeted expenditures over the ensuing six months (CGC Section 53646)

Investments, in type, maturity, and percentage of the total portfolio, follow the existing Board approved investment policy.

The weighted average maturity (WAM) of the portfolio is 483 days. The maximum WAM allowed by the Investment Policy is 1,825 days. The current portfolio and expected revenue cash flow will be sufficient to meet budgeted expenditure requirements for the next six months and the foreseeable future.

Attachment(s)

1. May 31, 2026, Cash Balance and Investment Report
2. Local Agency Investment Fund May 2026 Statement
3. CalTRUST May 2026 Statement
4. Chandler Asset Management Portfolio Summary as of May 31, 2026
5. Chandler Asset Management Statement of Compliance as of May 31, 2026
6. Chandler Asset Management Holdings Report as of May 31, 2026
7. Chandler Asset Management Income Earned Report as of May 31, 2026

Staff Report prepared by Erica Gonzales, Management Analyst II



Beaumont-Cherry Valley Water District
Cash Balance & Investment Report ⁽¹⁾
As of May 31, 2026

Cash Balance Per Account

Account Name	Account Ending #	Balance	Prior Month Balance	Difference	Rate	Current Period Interest	Income Year-to-Date
Wells Fargo							
General	4152	\$3,643,057.43	\$3,804,649.04	(\$161,591.61)	0.04%	\$1,320.94	\$5,789.55 ⁽²⁾
Total Cash		\$ 3,643,057.43	\$ 3,804,649.04	\$ (161,591.61)		\$ 1,320.94	\$ 5,789.55

Investment Summary

Account Name	Market Value	Prior Month Balance	Difference	Actual % of Total	Rate	Current Period Income	Income Year-to-Date ⁽³⁾
Ca. State Treasurer's Office: Local Agency Investment Fund	\$37,537,449.42	\$37,537,449.42	\$0.00	42%	3.82%	\$0.00	\$364,281.67
CalTRUST Short Term Fund	\$7,600,527.25 ⁽⁴⁾	\$7,576,424.64	\$24,102.61	8%	3.75%	\$24,102.61	\$117,839.18
Chandler Asset Management	\$42,484,348.48 ⁽⁵⁾	\$42,409,950.22	\$74,398.26	48%	4.09%	\$121,951.44	\$693,902.97
Total Investments	\$ 87,622,325.15	\$ 87,523,824.28	\$ 98,500.87				\$ 1,176,023.82
Total Cash & Investments	\$ 91,265,382.58	\$ 91,328,473.32	\$ (63,090.74)				

Account Name	Book Value	Prior Month Balance	Difference
Chandler Investment Services	\$42,137,691.61	\$42,011,970.49	\$125,721.12
Book - MV	\$ (346,656.87)	\$ (397,979.73)	\$ 125,721.12

The investments above are in accordance with the District's investment policy. William C. Clout William Clayton, Finance Manager

BCVWD will be able to meet its cash flow obligations for the next 6 months. Sylvia Molina Sylvia Molina, Director of Finance and Administration

The investments above have been reviewed by the General Manager. Daniel K. Jagers Daniel K. Jagers, General Manager

(1) All investments held are in compliance with the District's Investment Policy pertaining to maximum specified percentages of the District's portfolio, maturity, and par amount.

(2) Under the newest Wells Fargo Banking contract, BCVWD's Checking account earns interest monthly. The first earnings are reported on the March 31, 2025 Statement for period ended February 28, 2025.

(3) Income Year-to-Date is based on Income Earned for each reporting period in total prior to the application of bank fees.

(4) A transfer of \$7.32M was made into the CalTRUST account from LAIF on June 24, 2025

(5) Market Value is the value of the investment if sold at the end of the period. Book Value is the value of the investment is held until maturity.



Local Agency Investment
Fund

P.O. Box 942809
Sacramento, CA 94209-0001
(916) 653-3001

June 02, 2026

[LAIF Home](#)
[PMIA Average Monthly Yields](#)

BEAUMONT-CHERRY VALLEY WATER DISTRICT

TREASURER
P.O. BOX 2037
BEAUMONT, CA 92223

[Tran Type Definitions](#)

Account Number: [REDACTED]

May 2026 Statement

Account Summary

Total Deposit:	0.00	Beginning Balance:	37,537,449.42
Total Withdrawal:	0.00	Ending Balance:	37,537,449.42



CalTRUST
 PO Box 2709
 Granite Bay, CA 95746
 www.caltrust.org
 Email: admin@caltrust.org
 Fax: 402-963-9094
 Phone: 833-CALTRUST (225-8787)

Investment Account Summary

05/01/2026 through 05/31/2026

SUMMARY OF INVESTMENTS

Fund	Account Number	Total Shares Owned	Net Asset Value per Share on May 31 (\$)	Value on May 31 (\$)	Average Cost Amount (\$)	Cumulative Change in Value (\$)
BEAUMONT-CHERRY VALLEY WATER DISTRICT						
CalTRUST Liquidity Fund		7,600,527.250	1.00	7,600,527.25	7,600,527.25	0.00
Portfolios Total value as of 05/31/2026				7,600,527.25		

DETAIL OF TRANSACTION ACTIVITY

Activity Description	Activity Date	Amount (\$)	Amount in Shares	Balance in Shares	Price per Share (\$)	Balance (\$)	Average Cost Amt (\$)	Realized Gain/(Loss) (\$)
CalTRUST Liquidity Fund		BEAUMONT-CHERRY VALLEY WATER DISTRICT			Account Number: [REDACTED]			
Beginning Balance	05/01/2026			7,576,424.640	1.00	7,576,424.64		
Accrual Income Div Reinvestment	05/29/2026	24,102.61	24,102.610	7,600,527.250	1.00	7,600,527.25	0.00	0.00
Change in Value						0.00		
Closing Balance as of	May 31			7,600,527.250	1.00	7,600,527.25		

Please note that this information should not be construed as tax advice and it is recommended that you consult with a tax professional regarding your account.

PORTFOLIO SUMMARY

BCVWD Consolidated | Account [REDACTED] | As of May 31, 2026

Portfolio Characteristics

Average Modified Duration	0.84
Average Coupon	3.87%
Average Purchase YTM	4.03%
Average Market YTM	3.94%
Average Credit Quality*	AA+
Average Final Maturity	1.04
Average Life	0.93

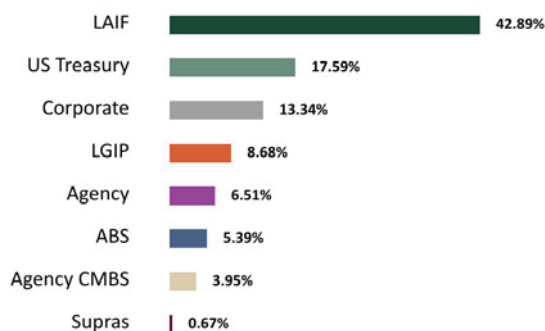
Account Summary

	End Values as of 04/30/2026	End Values as of 05/31/2026
Market Value	87,331,615.78	87,528,227.97
Accrued Interest	309,703.59	333,553.00
Total Market Value	87,641,319.38	87,861,780.97
Income Earned	536,099.58	149,609.93
Cont/WD	0.00	0.00
Par	87,369,668.73	87,636,022.29
Book Value	87,243,339.65	87,515,124.10
Cost Value	87,071,238.20	87,333,562.26

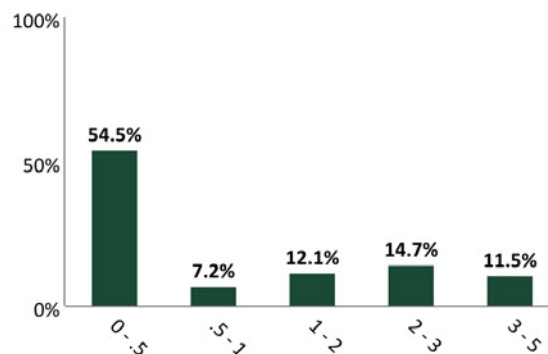
Top Issuers

LAIF	42.89%
United States	17.59%
CalTrust	8.68%
Federal Home Loan Mortgage Corp	3.95%
Farm Credit System	3.55%
Federal Home Loan Banks	2.96%
JPMorgan Chase & Co.	0.72%
GM Financial Auto Leasing Trust	0.72%

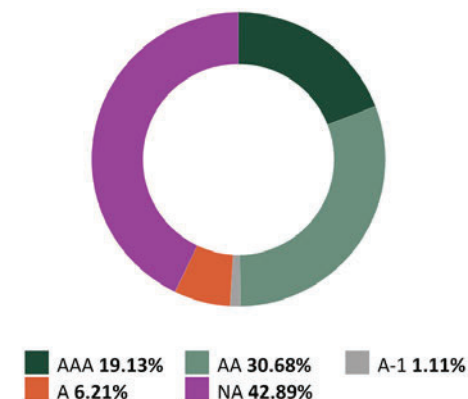
Sector Allocation



Maturity Distribution



Credit Quality*



*The average credit quality is a weighted average calculation of the highest of S&P, Moody's and Fitch.

STATEMENT OF COMPLIANCE

BCVWD Consolidated | Account [REDACTED] | As of May 31, 2026

Rules Name	Limit	Actual	Compliance Status	Notes
AGENCY MORTGAGE SECURITIES				
Max % (MV; ABS, CMO, & MBS)	20.0	9.3	Compliant	
Max Maturity (Years)	5.0	3.1	Compliant	
Min Rating (AA- by 1)	0.0	0.0	Compliant	
ASSET-BACKED SECURITIES (ABS)				
Max % (MV; ABS, CMO & MBS)	20.0	9.3	Compliant	
Max % Issuer (MV)	5.0	0.7	Compliant	
Max Maturity (Years)	5	4	Compliant	
Min Rating (AA- by 1)	0.0	0.0	Compliant	
BANKERS' ACCEPTANCES				
Max % (MV)	40.0	0.0	Compliant	
Max % Issuer (MV)	5.0	0.0	Compliant	
Max Maturity (Days)	180	0.0	Compliant	
Min Rating (A-1 by 1)	0.0	0.0	Compliant	
CERTIFICATE OF DEPOSIT PLACEMENT SERVICE (CDARS)				
Max % (MV)	50.0	0.0	Compliant	
COLLATERALIZED TIME DEPOSITS (NON-NEGOTIABLE CD/TD)				
Max % Issuer (MV)	5.0	0.0	Compliant	
COMMERCIAL PAPER				
Max % (MV)	25.0	0.5	Compliant	
Max % Issuer (MV)	5.0	0.5	Compliant	
Max Maturity (Days)	270	87	Compliant	
Min Rating (A-1 by 1 or A- by 1)	0.0	0.0	Compliant	
CORPORATE MEDIUM TERM NOTES				
Max % (MV)	30.0	13.4	Compliant	
Max % Issuer (MV)	5.0	0.7	Compliant	
Max Maturity (Years)	5	4	Compliant	
Min Rating (A- by 1)	0.0	0.0	Compliant	
FEDERAL AGENCIES				
Max % (MV)	100.0	6.5	Compliant	
Max Maturity (Years)	5	2	Compliant	
LOCAL GOVERNMENT INVESTMENT POOL (LGIP)				
Min Rating (AA- by 1)	0.0	0.0	Compliant	

STATEMENT OF COMPLIANCE



BCVWD Consolidated | Account [REDACTED] | As of May 31, 2026

Rules Name	Limit	Actual	Compliance Status	Notes
MONEY MARKET MUTUAL FUNDS				
Max % (MV)	20.0	0.1	Compliant	
Min Rating (AAA by 2)	0.0	0.0	Compliant	
MORTGAGE-BACKED SECURITIES (NON-AGENCY)				
Max % (MV)	20.0	0.0	Compliant	
Max % Issuer (MV)	5.0	0.0	Compliant	
Max Maturity (Years)	5.0	0.0	Compliant	
Min Rating (AA- by 1)	0.0	0.0	Compliant	
MUNICIPAL SECURITIES (CA, LOCAL AGENCY)				
Max % Issuer (MV)	5.0	0.0	Compliant	
Max Maturity (Years)	5	0.0	Compliant	
MUNICIPAL SECURITIES (CA, OTHER STATES)				
Max % Issuer (MV)	5.0	0.0	Compliant	
Max Maturity (Years)	5	0.0	Compliant	
NEGOTIABLE CERTIFICATES OF DEPOSIT (NCD)				
Max % (MV)	30.0	0.0	Compliant	
Max % Issuer (MV)	5.0	0.0	Compliant	
Max Maturity (Years)	5	0.0	Compliant	
REPURCHASE AGREEMENTS				
Max % (MV)	10.0	0.0	Compliant	
Max Maturity (Years)	1.0	0.0	Compliant	
REVERSE REPURCHASE AGREEMENTS				
Max % (MV)	20.0	0.0	Compliant	
Max Maturity (Days)	92.0	0.0	Compliant	
SUPRANATIONAL OBLIGATIONS				
Max % (MV)	30.0	0.7	Compliant	
Max % Issuer (MV)	5.0	0.4	Compliant	
Max Maturity (Years)	5	3	Compliant	
Min Rating (AA- by 1)	0.0	0.0	Compliant	
U.S. TREASURIES				
Max % (MV)	100.0	17.7	Compliant	
Max Maturity (Years)	5	4	Compliant	

HOLDINGS REPORT



BCVWD Consolidated | Account [REDACTED] | As of May 31, 2026

Cusip	Security Description	Par Value/ Units	Purchase Date Purchase Yield	Cost Value Book Value	Mkt Price Mkt YTM	Market Value Accrued Int.	% of Port. Gain/Loss	Moody's/ S&P/ Fitch	Maturity Duration
ABS									
43815JAC7	HAROT 2023-1 A3 5.04 04/21/2027	776.46	02/16/2023 5.09%	776.31 776.43	100.07 3.82%	776.99 1.09	0.00% 0.57	Aaa/NA AAA	0.89 0.05
47800BAC2	JDOT 2022-C A3 5.09 06/15/2027	5,892.45	10/12/2022 3.29%	5,891.99 5,892.35	100.05 3.80%	5,895.46 13.33	0.01% 3.10	Aaa/NA AAA	1.04 0.04
36269WAD1	GMALT 2024-2 A3 5.39 07/20/2027	34,500.65	05/07/2024 5.85%	34,498.65 34,499.94	100.14 3.88%	34,548.75 56.82	0.04% 48.81	NA/AAA AAA	1.14 0.09
58770AAC7	MBART 2023-1 A3 4.51 11/15/2027	11,037.81	01/18/2023 4.56%	11,036.49 11,037.41	100.08 3.92%	11,047.07 22.12	0.01% 9.66	NA/AAA AAA	1.46 0.13
362962AD4	GMALT 2025-2 A3 4.58 05/22/2028	185,000.00	05/20/2025 4.84%	184,996.93 184,997.97	100.41 4.04%	185,751.29 258.90	0.21% 753.32	NA/AAA AAA	1.98 0.70
096912AD2	BMWLT 2025-1 A3 4.43 06/26/2028	105,000.00	06/03/2025 4.82%	104,997.69 104,998.43	100.28 4.15%	105,289.62 77.53	0.12% 291.19	NA/AAA AAA	2.07 0.85
437918AC9	HAROT 2024-1 A3 5.21 08/15/2028	157,145.38	02/13/2024 5.27%	157,138.54 157,142.01	100.60 4.07%	158,091.08 363.88	0.18% 949.06	Aaa/AAA NA	2.21 0.50
379965AD8	GMALT 2025-3 A3 4.17 08/21/2028	180,000.00	08/05/2025 4.18%	179,972.64 179,979.88	100.02 4.19%	180,034.38 229.35	0.21% 54.50	NA/AAA AAA	2.22 0.96
161571HT4	CHAIT 2023-1 A 5.16 09/15/2028	410,000.00	09/07/2023 5.23%	409,886.35 409,947.93	100.36 3.95%	411,465.34 940.27	0.47% 1,517.41	NA/AAA AAA	2.29 0.28
47800RAD5	JDOT 2024 A3 4.96 11/15/2028	66,429.02	03/11/2024 5.12%	66,425.30 66,427.06	100.54 3.96%	66,789.47 146.44	0.08% 362.41	Aaa/NA AAA	2.46 0.52
437930AC4	HAROT 2024-2 A3 5.27 11/20/2028	70,696.96	05/14/2024 5.27%	70,688.37 70,692.24	100.71 4.05%	71,199.55 134.54	0.08% 507.30	NA/AAA AAA	2.47 0.56
36273VAD7	GMALT 2026-1 A3 3.88 01/22/2029	230,000.00	02/03/2026 4.11%	229,969.89 229,972.94	99.45 4.30%	228,735.39 272.68	0.26% (1,237.55)	NA/AAA AAA	2.65 1.43
448973AD9	HART 2024-A A3 4.99 02/15/2029	107,850.53	03/11/2024 5.05%	107,826.74 107,837.39	100.51 4.04%	108,399.81 239.19	0.12% 562.42	NA/AAA AAA	2.71 0.51
096919AD7	BMWOT 2024-A A3 5.18 02/26/2029	253,069.67	-- 4.92%	254,522.70 253,858.63	100.64 4.07%	254,677.68 218.48	0.29% 819.05	Aaa/AAA NA	2.74 0.55
47786WAD2	JDOT 2024-B A3 5.2 03/15/2029	84,437.10	06/11/2024 5.81%	84,420.59 84,427.39	100.84 3.97%	85,145.78 195.14	0.10% 718.39	Aaa/NA AAA	2.79 0.65
05522RDJ4	BACCT 2024-1 A 4.93 05/15/2029	195,000.00	06/06/2024 4.93%	194,989.06 194,993.46	100.86 4.04%	196,677.96 427.27	0.22% 1,684.50	Aaa/AAA NA	2.96 0.91
05594YAD8	BMWLT 2026-1 A3 4.15 05/25/2029	190,000.00	04/14/2026 4.85%	189,979.01 189,979.75	99.78 4.32%	189,575.52 131.42	0.22% (404.23)	Aaa/NA AAA	2.98 1.74

HOLDINGS REPORT



BCVWD Consolidated | Account [REDACTED] | As of May 31, 2026

Cusip	Security Description	Par Value/ Units	Purchase Date Purchase Yield	Cost Value Book Value	Mkt Price Mkt YTM	Market Value Accrued Int.	% of Port. Gain/Loss	Moody's/ S&P/ Fitch	Maturity Duration
89239TAD4	TAOT 2024-D A3 4.4 06/15/2029	125,000.00	10/10/2024 4.51%	124,993.03 124,995.46	100.21 4.14%	125,267.73 244.44	0.14% 272.27	Aaa/AAA NA	3.04 0.71
34535VAD6	FORDO 2024-D A3 4.61 08/15/2029	235,000.00	11/19/2024 4.66%	234,992.46 234,994.89	100.48 4.11%	236,129.18 481.49	0.27% 1,134.29	Aaa/NA AAA	3.21 0.87
89240JAD3	TAOT 2025-A A3 4.64 08/15/2029	240,000.00	01/22/2025 4.69%	239,990.38 239,993.21	100.48 4.15%	241,144.32 494.93	0.28% 1,151.11	Aaa/NA AAA	3.21 0.89
47800DAD6	JDOT 2025 A3 4.23 09/17/2029	195,000.00	03/04/2025 5.09%	194,987.73 194,991.05	100.09 4.19%	195,180.96 366.60	0.22% 189.91	Aaa/NA AAA	3.30 1.18
437921AD1	HAROT 252 A3 4.15 10/15/2029	125,000.00	04/29/2025 4.15%	124,986.04 124,989.39	99.94 4.24%	124,919.75 230.56	0.14% (69.64)	Aaa/NA AAA	3.38 1.15
44935XAD7	HART 2025-B A3 4.36 12/17/2029	155,000.00	06/03/2025 4.36%	154,986.00 154,989.01	100.19 4.24%	155,289.54 300.36	0.18% 300.53	NA/AAA AAA	3.55 1.19
58770YAD3	MBALT 2026-A A3 3.93 01/15/2030	115,000.00	01/13/2026 3.97%	114,977.20 114,979.25	99.43 4.27%	114,349.23 200.87	0.13% (630.03)	Aaa/NA AAA	3.63 1.86
92970QAJ4	WFCIT 2025-1 A 4.34 05/15/2030	360,000.00	09/04/2025 3.87%	364,570.31 363,319.64	100.19 4.28%	360,670.10 694.40	0.41% (2,649.53)	NA/AAA AAA	3.96 1.84
47787DAD3	JDOT 2026 A3 3.87 08/15/2030	140,000.00	03/10/2026 4.49%	139,975.19 139,976.34	98.87 4.57%	138,412.40 240.80	0.16% (1,563.94)	Aaa/NA AAA	4.21 1.69
89240KAD0	TAOT 2026-A A3 3.86 09/15/2030	170,000.00	01/13/2026 4.13%	169,985.52 169,986.64	99.19 4.36%	168,617.39 291.64	0.19% (1,369.25)	Aaa/AAA NA	4.29 1.72
448981AD2	HART 2026-A A3 3.79 02/18/2031	270,000.00	02/10/2026 4.30%	269,981.78 269,982.81	98.93 4.34%	267,099.39 454.80	0.31% (2,883.42)	NA/AAA AAA	4.72 2.09
92970QAK1	WFCIT 2026-1 A 4.08 04/16/2029	295,000.00	04/21/2026 4.12%	294,958.64 294,959.91	99.49 4.31%	293,487.54 534.93	0.34% (1,472.38)	Aaa/NA AAA	2.88 2.65
Total ABS		4,711,836.03	4.62%	4,717,401.55 4,715,618.82	100.06 4.18%	4,714,668.63 8,264.26	5.39% (950.19)		3.06 1.18

AGENCY									
3130AXU63	FEDERAL HOME LOAN BANKS 4.625 11/17/2026	475,000.00	12/18/2023 4.23%	480,111.00 475,811.80	100.41 3.70%	476,970.30 854.34	0.54% 1,158.50	Aa1/AA+ AA+	0.47 0.45
3133EPK79	FEDERAL FARM CREDIT BANKS FUNDING CORP 4.375 12/07/2026	475,000.00	12/18/2023 4.22%	476,961.75 475,342.04	100.26 3.86%	476,229.78 10,044.27	0.54% 887.74	Aa1/AA+ AA+	0.52 0.50
3130A9YY1	FEDERAL HOME LOAN BANKS 2.125 12/11/2026	900,000.00	11/28/2023 4.60%	837,477.00 889,109.26	99.15 3.76%	892,386.00 9,031.25	1.02% 3,276.74	Aa1/AA+ AA+	0.53 0.51

HOLDINGS REPORT



BCVWD Consolidated | Account [REDACTED] | As of May 31, 2026

Cusip	Security Description	Par Value/ Units	Purchase Date Purchase Yield	Cost Value Book Value	Mkt Price Mkt YTM	Market Value Accrued Int.	% of Port. Gain/Loss	Moody's/ S&P/ Fitch	Maturity Duration
3133EP6K6	FEDERAL FARM CREDIT BANKS FUNDING CORP 4.5 03/26/2027	750,000.00	03/25/2024 4.45%	751,087.50 750,295.96	100.46 3.91%	753,480.00 6,093.75	0.86% 3,184.04	Aa1/AA+ AA+	0.82 0.79
3130BOTY5	FEDERAL HOME LOAN BANKS 4.75 04/09/2027	465,000.00	04/10/2024 4.85%	463,772.40 464,649.58	100.81 3.77%	468,768.83 3,190.42	0.54% 4,119.25	Aa1/AA+ AA+	0.86 0.83
3133EPBM6	FEDERAL FARM CREDIT BANKS FUNDING CORP 4.125 08/23/2027	750,000.00	02/21/2023 4.26%	745,935.00 748,890.91	100.25 3.91%	751,906.50 8,421.88	0.86% 3,015.59	Aa1/AA+ AA+	1.23 1.17
3133EPGW9	FEDERAL FARM CREDIT BANKS FUNDING CORP 3.875 04/25/2028	800,000.00	04/24/2023 3.76%	804,016.00 801,525.51	99.75 4.01%	798,020.80 3,100.00	0.91% (3,504.71)	Aa1/AA+ AA+	1.90 1.81
3133EPUN3	FEDERAL FARM CREDIT BANKS FUNDING CORP 4.5 08/28/2028	325,000.00	08/28/2023 4.47%	325,289.25 325,129.73	100.82 4.11%	327,650.05 3,778.13	0.37% 2,520.32	Aa1/AA+ AA+	2.24 2.09
3130AWTR1	FEDERAL HOME LOAN BANKS 4.375 09/08/2028	750,000.00	09/12/2023 4.49%	746,200.50 748,268.21	100.71 4.04%	755,331.00 7,565.10	0.86% 7,062.79	Aa1/AA+ AA+	2.27 2.12
Total Agency		5,690,000.00	4.35%	5,630,850.40 5,679,023.01	100.19 3.90%	5,700,743.25 52,079.13	6.51% 21,720.24		1.20 1.14

AGENCY CMBS									
3137FQXJ7	FHMS K-737 A2 2.525 10/25/2026	246,691.41	12/12/2023 4.77%	232,429.57 244,987.25	99.47 3.78%	245,373.34 519.08	0.28% 386.09	Aa1/AA+ AAA	0.40 0.29
3137BTUM1	FHMS K-061 A2 3.347 11/25/2026	516,606.11	04/23/2024 5.17%	494,630.17 512,947.44	99.54 3.96%	514,234.37 1,440.90	0.59% 1,286.93	Aa1/AA+ AAA	0.49 0.40
3137F2LJ3	FHMS K-066 A2 3.117 06/25/2027	345,208.35	04/18/2024 5.06%	326,127.50 339,066.81	99.01 4.02%	341,783.88 896.68	0.39% 2,717.08	Aa1/AA+ AAA	1.07 0.89
3137FBBX3	FHMS K-068 A2 3.244 08/25/2027	600,000.00	10/27/2023 5.33%	559,078.13 587,275.39	98.89 4.06%	593,368.80 1,622.00	0.68% 6,093.41	Aaa/AA+ AA+	1.24 1.12
3137FETNO	FHMS K-073 A2 3.35 01/25/2028	130,000.00	07/10/2023 4.75%	123,083.59 127,547.70	98.64 4.15%	128,230.93 362.92	0.15% 683.23	Aa1/AA+ AAA	1.65 1.47
3137FG6X8	FHMS K-077 A2 3.85 05/25/2028	450,000.00	12/11/2024 4.40%	441,720.70 445,295.85	99.13 4.23%	446,073.71 1,443.75	0.51% 777.85	Aa1/AA+ AAA	1.99 1.79
3137H5YC5	FHMS K-748 A2 2.26 01/25/2029	450,000.00	09/24/2024 3.79%	422,912.11 433,559.37	95.00 4.30%	427,511.70 847.50	0.49% (6,047.67)	Aa1/AA+ AAA	2.65 2.44
3137FLYV0	FHMS K-092 A2 3.298 04/25/2029	486,000.00	04/23/2025 4.29%	468,192.66 473,147.42	97.22 4.30%	472,475.69 1,335.69	0.54% (671.73)	Aa1/AA+ AAA	2.90 2.65
3137FNAE0	FHMS K-095 A2 2.785 06/25/2029	300,000.00	03/13/2025 4.39%	281,648.44 286,905.40	95.68 4.32%	287,054.70 696.25	0.33% 149.30	Aa1/AA+ AAA	3.07 2.77

HOLDINGS REPORT



BCVWD Consolidated | Account [REDACTED] | As of May 31, 2026

Cusip	Security Description	Par Value/ Units	Purchase Date Purchase Yield	Cost Value Book Value	Mkt Price Mkt YTM	Market Value Accrued Int.	% of Port. Gain/Loss	Moody's/ S&P/ Fitch	Maturity Duration
Total Agency CMBS		3,524,505.87	4.69%	3,349,822.87 3,450,732.64	98.09 4.13%	3,456,107.12 9,164.77	3.95% 5,374.48		1.72 1.54
CASH									
CCYUSD	Receivable	26,643.56	--	26,643.56 26,643.56	1.00	26,643.56 0.00	0.03% 0.00	Aaa/AAA AAA	0.00 0.00
CCYUSD	Receivable	239,455.82	--	239,455.82 239,455.82	1.00	239,455.82 0.00	0.27% 0.00	Aaa/AAA AAA	0.00 0.00
Total Cash		266,099.38		266,099.38 266,099.38	1.00	266,099.38 0.00	0.30% 0.00		0.00 0.00
COMMERCIAL PAPER									
60710WHS6	Mizuho Bank, Ltd., New York Branch 08/26/2026	475,000.00	03/16/2026 3.90%	466,813.38 470,654.02	99.05 3.96%	470,502.70 0.00	0.54% (151.32)	P-1/A-1 NA	0.24 0.18
Total Commercial Paper		475,000.00	3.90%	466,813.38 470,654.02	99.05 3.96%	470,502.70 0.00	0.54% (151.32)		0.24 0.18
CORPORATE									
17275RBQ4	CISCO SYSTEMS INC 4.8 02/26/2027	455,000.00	-- 4.82%	454,803.50 454,950.06	100.52 4.07%	457,351.90 5,763.33	0.52% 2,401.84	A1/AA- NA	0.74 0.63
857477CL5	STATE STREET CORP 4.993 03/18/2027	440,000.00	03/13/2024 4.99%	440,000.00 440,000.00	100.66 4.13%	442,911.48 4,454.87	0.51% 2,911.48	Aa3/A AA-	0.80 0.69
931142FL2	WALMART INC 4.1 04/28/2027	500,000.00	04/24/2025 4.00%	500,940.00 500,426.22	100.15 3.92%	500,774.49 1,879.17	0.57% 348.27	Aa2/AA AA	0.91 0.88
665859AW4	NORTHERN TRUST CORP 4.0 05/10/2027	450,000.00	-- 3.99%	450,269.40 450,046.39	99.93 4.08%	449,680.95 1,050.00	0.51% (365.44)	A2/A+ A+	0.94 0.91
91324PEG3	UNITEDHEALTH GROUP INC 3.7 05/15/2027	115,000.00	05/17/2022 3.69%	115,055.80 115,010.08	99.72 4.00%	114,680.99 189.11	0.13% (329.09)	A2/A+ A	0.96 0.93
09290DAH4	BLACKROCK INC 4.6 07/26/2027	450,000.00	07/18/2024 4.57%	450,387.00 450,141.72	100.65 4.02%	452,913.30 7,187.50	0.52% 2,771.58	Aa3/AA- NA	1.15 1.02
24422EXZ7	JOHN DEERE CAPITAL CORP 4.65 01/07/2028	340,000.00	01/06/2025 4.66%	339,898.00 339,945.41	100.69 4.20%	342,340.56 6,324.00	0.39% 2,395.15	A1/A A+	1.61 1.50
00287YDY2	ABBVIE INC 4.65 03/15/2028	250,000.00	02/18/2025 4.70%	249,667.50 249,804.92	100.68 4.25%	251,701.50 2,454.17	0.29% 1,896.58	A2/A- NA	1.79 1.61

HOLDINGS REPORT



BCVWD Consolidated | Account [REDACTED] | As of May 31, 2026

Cusip	Security Description	Par Value/ Units	Purchase Date Purchase Yield	Cost Value Book Value	Mkt Price Mkt YTM	Market Value Accrued Int.	% of Port. Gain/Loss	Moody's/ S&P/ Fitch	Maturity Duration
79466LAQ7	SALESFORCE INC 4.5 03/15/2028	275,000.00	03/12/2026 4.37%	275,668.30 275,592.36	100.09 4.44%	275,245.53 2,681.25	0.31% (346.83)	A2/A+ NA	1.79 1.61
341081GN1	FLORIDA POWER & LIGHT CO 4.4 05/15/2028	450,000.00	05/23/2023 4.59%	446,175.00 448,496.95	100.37 4.20%	451,670.22 880.00	0.52% 3,173.27	Aa2/A+ AA-	1.96 1.70
90331HPS6	US BANK NA 4.73 05/15/2028	355,000.00	05/12/2025 4.88%	355,000.00 355,000.00	100.33 4.46%	356,171.77 746.29	0.41% 1,171.77	A2/A+ AA-	1.96 0.92
58933YBH7	MERCK & CO INC 4.05 05/17/2028	110,000.00	05/08/2023 4.07%	109,910.90 109,965.08	99.83 4.14%	109,811.79 173.25	0.13% (153.29)	Aa3/A+ NA	1.96 1.86
87612EBU9	TARGET CORP 4.35 06/15/2028	450,000.00	-- 4.29%	450,757.50 450,508.79	100.25 4.22%	451,140.30 9,026.25	0.52% 631.51	A2/A NA	2.04 1.82
61690U8E3	MORGAN STANLEY BANK NA 4.968 07/14/2028	450,000.00	07/17/2024 4.97%	450,000.00 450,000.00	100.63 4.47%	452,827.80 8,507.70	0.52% 2,827.80	Aa3/A+ AA	2.12 1.06
69371RT97	PACCAR FINANCIAL CORP 4.0 08/08/2028	370,000.00	08/04/2025 4.02%	369,781.70 369,840.86	99.72 4.13%	368,982.13 4,645.56	0.42% (858.73)	A1/A+ NA	2.19 2.05
437076DH2	HOME DEPOT INC 3.75 09/15/2028	255,000.00	09/08/2025 3.77%	254,834.25 254,873.42	99.17 4.13%	252,876.87 2,018.75	0.29% (1,996.55)	A2/A A	2.29 2.15
02079KAV9	ALPHABET INC 3.875 11/15/2028	165,000.00	11/03/2025 3.91%	164,858.10 164,884.68	99.43 4.12%	164,053.10 284.17	0.19% (831.58)	Aa2/AA+ NA	2.46 2.31
023135CS3	AMAZON.COM INC 3.9 11/20/2028	500,000.00	11/24/2025 3.79%	501,575.00 501,295.66	99.28 4.21%	496,398.51 595.83	0.57% (4,897.15)	A1/AA AA-	2.47 2.33
46647PEU6	JPMORGAN CHASE & CO 4.915 01/24/2029	230,000.00	01/16/2025 4.92%	230,000.00 230,000.00	100.75 4.44%	231,719.94 3,987.98	0.26% 1,719.94	A1/A AA-	2.65 1.54
06051GMK2	BANK OF AMERICA CORP 4.979 01/24/2029	495,000.00	01/17/2025 4.98%	495,000.00 495,000.00	100.79 4.47%	498,894.17 8,694.58	0.57% 3,894.17	A1/A- AA-	2.65 1.54
756109CW2	REALTY INCOME CORP 3.95 02/01/2029	485,000.00	09/25/2025 4.14%	482,148.20 482,707.28	98.72 4.46%	478,779.10 6,385.83	0.55% (3,928.18)	A3/A- NA	2.67 2.47
92826CAY8	VISA INC 3.8 02/12/2029	325,000.00	02/03/2026 3.84%	324,626.25 324,663.42	99.01 4.19%	321,766.34 3,739.31	0.37% (2,897.08)	Aa3/AA- NA	2.70 2.51
14913V2C1	CATERPILLAR FINANCIAL SERVICES CORP 4.3 05/15/2029	500,000.00	05/12/2026 4.35%	499,260.00 499,271.48	99.99 4.30%	499,929.00 955.56	0.57% 657.52	A1/A A+	2.96 2.74
713448FX1	PEPSICO INC 4.5 07/17/2029	300,000.00	07/16/2024 4.52%	299,694.00 299,808.62	100.65 4.28%	301,935.60 5,025.00	0.34% 2,126.98	A1/A+ NA	3.13 2.77
025816EJ4	AMERICAN EXPRESS CO 4.351 07/20/2029	340,000.00	07/21/2025 4.35%	340,000.00 340,000.00	99.69 4.49%	338,951.22 5,383.15	0.39% (1,048.78)	A2/A- A	3.14 1.99
532457CQ9	ELI LILLY AND CO 4.2 08/14/2029	475,000.00	08/12/2024 4.22%	474,534.50 474,701.73	99.86 4.25%	474,312.68 5,929.58	0.54% (389.06)	Aa3/AA- NA	3.21 2.93

HOLDINGS REPORT



BCVWD Consolidated | Account [REDACTED] | As of May 31, 2026

Cusip	Security Description	Par Value/ Units	Purchase Date Purchase Yield	Cost Value Book Value	Mkt Price Mkt YTM	Market Value Accrued Int.	% of Port. Gain/Loss	Moody's/ S&P/ Fitch	Maturity Duration
38141GD27	GOLDMAN SACHS GROUP INC 4.153 10/21/2029	400,000.00	10/15/2025 4.14%	400,144.00 400,114.70	98.80 4.64%	395,199.06 1,845.78	0.45% (4,915.64)	A2/BBB+ A	3.39 2.24
89236TNA9	TOYOTA MOTOR CREDIT CORP 4.95 01/09/2030	340,000.00	01/06/2025 5.00%	339,272.40 339,474.82	101.54 4.48%	345,238.72 6,638.50	0.39% 5,763.90	A1/A+ A+	3.61 3.21
06406RCGO	BANK OF NEW YORK MELLON CORP 4.026 01/22/2030	140,000.00	01/14/2026 4.09%	140,000.00 140,000.00	98.87 4.41%	138,420.79 2,019.71	0.16% (1,579.21)	Aa3/A AA-	3.65 2.44
95000U4D2	WELLS FARGO & CO 4.182 01/23/2030	270,000.00	01/15/2026 4.18%	270,000.00 270,000.00	98.98 4.54%	267,243.50 4,014.72	0.31% (2,756.50)	A1/BBB+ A+	3.65 2.44
46647PDF0	JPMORGAN CHASE & CO 4.565 06/14/2030	400,000.00	09/18/2025 4.15%	405,668.00 404,608.37	99.86 4.80%	399,448.96 8,470.61	0.46% (5,159.41)	A1/A AA-	4.04 2.75
74464AAC5	PUBLIC STORAGE OPERATING CO 4.375 07/01/2030	300,000.00	09/04/2025 4.18%	302,445.00 302,064.82	99.48 4.52%	298,437.03 5,468.75	0.34% (3,627.79)	A2/A NA	4.08 3.63
02079KAW7	ALPHABET INC 4.1 11/15/2030	300,000.00	11/13/2025 4.04%	300,783.00 300,697.41	98.97 4.36%	296,920.20 546.67	0.34% (3,777.21)	Aa2/AA+ NA	4.46 4.02
Total Corporate		11,680,000.00	4.38%	11,683,157.30 11,683,895.24	99.99 4.30%	11,678,729.48 127,966.91	13.34% (5,165.77)		2.37 1.93
LAIF									
90LAIF\$00	Local Agency Investment Fund State Pool	37,537,449.42	-- 3.81%	37,537,449.42 37,537,449.42	1.00 3.81%	37,537,449.42 0.00	42.89% 0.00	NA/NA NA	0.00 0.00
Total LAIF		37,537,449.42	3.81%	37,537,449.42	1.00 3.81%	37,537,449.42 0.00	42.89% 0.00		0.00 0.00
LOCAL GOV INVESTMENT POOL									
09CATR\$01	CalTrust MMF	7,600,527.25	-- 3.74%	7,600,527.25 7,600,527.25	1.00 3.74%	7,600,527.25 0.00	8.68% 0.00	NA/AAAm NA	0.00 0.00
Total Local Gov Investment Pool		7,600,527.25	3.74%	7,600,527.25	1.00 3.74%	7,600,527.25 0.00	8.68% 0.00		0.00 0.00
MONEY MARKET FUND									
31846V203	FIRST AMER:GVT OBLG Y	115,604.34	-- 3.26%	115,604.34 115,604.34	1.00 0.00%	115,604.34 0.00	0.13% 0.00	Aaa/ AAAm AAA	0.00 0.00

HOLDINGS REPORT



BCVWD Consolidated | Account [REDACTED] | As of May 31, 2026

Cusip	Security Description	Par Value/ Units	Purchase Date Purchase Yield	Cost Value Book Value	Mkt Price Mkt YTM	Market Value Accrued Int.	% of Port. Gain/Loss	Moody's/ S&P/ Fitch	Maturity Duration
Total Money				115,604.34	1.00	115,604.34	0.13%		0.00
Market Fund		115,604.34	3.26%	115,604.34	0.00%	0.00	0.00		0.00
SUPRANATIONAL									
45950KDD9	INTERNATIONAL FINANCE CORP 4.5 07/13/2028	340,000.00	07/06/2023 4.53%	339,622.60 339,840.32	100.88 4.06%	343,003.56 5,865.00	0.39% 3,163.24	Aaa/AAA NA	2.12 1.97
459058LR2	INTERNATIONAL BANK FOR RECONSTRUCTION AND DEVELOPM 4.125 03/20/2030	245,000.00	03/14/2025 4.20%	244,125.35 244,335.15	100.02 4.12%	245,037.73 1,993.18	0.28% 702.58	Aaa/AAA NA	3.80 3.46
Total				583,747.95	100.52	588,041.29	0.67%		2.82
Supranational		585,000.00	4.39%	584,175.47	4.08%	7,858.18	3,865.82		2.59
US TREASURY									
912797UQ8	UNITED STATES TREASURY 07/21/2026	500,000.00	03/25/2026 3.73%	494,097.19 497,477.43	99.50 3.69%	497,486.50 0.00	0.57% 9.07	P-1/A-1+ F1+	0.14 0.14
91282CMP3	UNITED STATES TREASURY 4.125 02/28/2027	1,000,000.00	05/28/2025 4.04%	1,001,406.25 1,000,597.66	100.21 3.84%	1,002,050.78 10,424.59	1.14% 1,453.12	Aa1/AA+ AA+	0.75 0.72
91282CMY4	UNITED STATES TREASURY 3.75 04/30/2027	750,000.00	08/27/2025 3.71%	750,468.75 750,255.89	99.89 3.87%	749,191.40 2,445.65	0.86% (1,064.49)	Aa1/AA+ AA+	0.91 0.89
91282CKZ3	UNITED STATES TREASURY 4.375 07/15/2027	800,000.00	05/28/2025 3.99%	806,187.50 803,257.00	100.49 3.92%	803,937.50 13,245.86	0.92% 680.51	Aa1/AA+ AA+	1.12 1.07
91282CPB1	UNITED STATES TREASURY 3.5 09/30/2027	750,000.00	02/26/2026 3.49%	750,146.48 750,122.74	99.42 3.95%	745,664.06 4,446.72	0.85% (4,458.68)	Aa1/AA+ AA+	1.33 1.28
91282CFU0	UNITED STATES TREASURY 4.125 10/31/2027	1,000,000.00	09/15/2023 4.56%	983,867.19 994,454.35	100.21 3.97%	1,002,109.38 3,586.96	1.14% 7,655.03	Aa1/AA+ AA+	1.42 1.36
91282CPS4	UNITED STATES TREASURY 3.375 12/31/2027	750,000.00	02/26/2026 3.47%	748,740.23 748,916.45	99.06 3.99%	742,968.75 10,628.45	0.85% (5,947.70)	Aa1/AA+ AA+	1.59 1.50
91282CMF5	UNITED STATES TREASURY 4.25 01/15/2028	500,000.00	03/25/2026 3.89%	503,066.41 502,755.12	100.39 4.00%	501,953.13 8,042.13	0.57% (802.00)	Aa1/AA+ AA+	1.63 1.53
91282CGT2	UNITED STATES TREASURY 3.625 03/31/2028	800,000.00	06/15/2023 3.96%	788,312.50 795,532.04	99.34 4.00%	794,687.50 4,912.57	0.91% (844.53)	Aa1/AA+ AA+	1.84 1.74
91282CHA2	UNITED STATES TREASURY 3.5 04/30/2028	475,000.00	-- 3.77%	469,363.29 472,747.32	99.07 4.01%	470,583.98 1,445.65	0.54% (2,163.34)	Aa1/AA+ AA+	1.92 1.83
91282CHK0	UNITED STATES TREASURY 4.0 06/30/2028	750,000.00	02/22/2024 4.37%	739,189.45 744,829.44	99.97 4.01%	749,795.25 12,596.69	0.86% 4,965.81	Aa1/AA+ AA+	2.08 1.94

HOLDINGS REPORT



BCVWD Consolidated | Account [REDACTED] | As of May 31, 2026

Cusip	Security Description	Par Value/ Units	Purchase Date Purchase Yield	Cost Value Book Value	Mkt Price Mkt YTM	Market Value Accrued Int.	% of Port. Gain/Loss	Moody's/ S&P/ Fitch	Maturity Duration
91282CJR3	UNITED STATES TREASURY 3.75 12/31/2028	650,000.00	06/16/2025 3.95%	645,810.55 646,941.35	99.28 4.05%	645,328.13 10,234.81	0.74% (1,613.22)	Aa1/AA+ AA+	2.59 2.40
91282CKD2	UNITED STATES TREASURY 4.25 02/28/2029	600,000.00	-- 4.35%	597,252.93 598,621.86	100.51 4.05%	603,070.31 6,444.29	0.69% 4,448.46	Aa1/AA+ AA+	2.75 2.54
91282CQE4	UNITED STATES TREASURY 3.5 03/15/2029	500,000.00	04/29/2026 3.90%	494,550.78 494,716.85	98.57 4.05%	492,851.56 3,709.24	0.56% (1,865.29)	Aa1/AA+ AA+	2.79 2.61
91282CKP5	UNITED STATES TREASURY 4.625 04/30/2029	725,000.00	05/22/2024 4.45%	730,437.50 728,208.82	101.54 4.06%	736,158.48 2,915.76	0.84% 7,949.66	Aa1/AA+ AA+	2.91 2.70
91282CKT7	UNITED STATES TREASURY 4.5 05/31/2029	700,000.00	-- 4.11%	711,972.66 707,441.95	101.22 4.06%	708,558.90 86.07	0.81% 1,116.95	Aa1/AA+ AA+	3.00 2.78
91282CEV9	UNITED STATES TREASURY 3.25 06/30/2029	750,000.00	01/28/2026 3.70%	739,160.16 740,228.51	97.67 4.06%	732,509.77 10,234.81	0.84% (7,718.74)	Aa1/AA+ AA+	3.08 2.86
91282CLK5	UNITED STATES TREASURY 3.625 08/31/2029	450,000.00	09/25/2024 3.51%	452,267.58 451,495.34	98.63 4.08%	443,847.65 4,122.45	0.51% (7,647.69)	Aa1/AA+ AA+	3.25 3.00
91282CLN9	UNITED STATES TREASURY 3.5 09/30/2029	750,000.00	10/25/2024 4.02%	732,685.55 738,280.49	98.21 4.08%	736,552.73 4,446.72	0.84% (1,727.75)	Aa1/AA+ AA+	3.33 3.09
91282CLR0	UNITED STATES TREASURY 4.125 10/31/2029	500,000.00	12/30/2024 4.38%	494,531.25 496,133.14	100.12 4.09%	500,605.47 1,793.48	0.57% 4,472.33	Aa1/AA+ AA+	3.42 3.14
91282CMD0	UNITED STATES TREASURY 4.375 12/31/2029	500,000.00	12/30/2024 4.38%	499,980.47 499,986.00	100.94 4.09%	504,707.03 9,185.08	0.58% 4,721.03	Aa1/AA+ AA+	3.59 3.23
91282CNG2	UNITED STATES TREASURY 4.0 05/31/2030	500,000.00	12/10/2025 3.74%	505,351.56 504,787.55	99.61 4.11%	498,047.00 54.64	0.57% (6,740.55)	Aa1/AA+ AA+	4.00 3.66
91282CPD7	UNITED STATES TREASURY 3.625 10/31/2030	500,000.00	12/10/2025 3.77%	496,835.94 497,140.82	97.99 4.13%	489,960.94 1,576.09	0.56% (7,179.88)	Aa1/AA+ AA+	4.42 4.02
91282CQG9	UNITED STATES TREASURY 3.875 03/31/2031	250,000.00	05/26/2026 4.21%	246,406.25 246,416.41	98.85 4.14%	247,128.91 1,641.05	0.28% 712.50	Aa1/AA+ AA+	4.83 4.33
Total US Treasury		15,450,000.00	3.99%	15,382,088.42 15,411,344.51	99.68 4.00%	15,399,755.11 128,219.76	17.59% (11,589.40)		2.26 2.10
Total Portfolio		87,636,022.29	4.03%	87,333,562.26 87,515,124.10	48.40 3.94%	87,528,227.97 333,553.00	100.00% 13,103.87		1.04 0.84
Total Market Value + Accrued						87,861,780.97			

INCOME EARNED

BCVWD Consolidated | Account [REDACTED] | As of May 31, 2026

Cusip	Security Description	Trade Date Settle Date Units	Book Value: Begin Book Value: Acq Book Value: Disp Book Value: End	Prior Accrued Inc. Received Ending Accrued Total Interest	Accr. Of Discount Amort. Of Premium Net Accret/Amort Income Earned	Total Income
CASH & EQUIVALENTS						
31846V203	FIRST AMER:GVT OBLG Y	115,604.34	221,216.40 551,578.22 (657,190.28) 115,604.34	0.00 2,332.02 0.00 2,332.02	0.00 0.00 0.00 2,332.02	2,332.02
CCYUSD	Receivable	266,099.38	119,827.12 0.00 0.00 266,099.38	0.00 0.00 0.00 0.00	0.00 0.00 0.00 0.00	0.00
Total Cash & Equivalents		381,703.72	341,043.52 551,578.22 (657,190.28) 381,703.72	0.00 2,332.02 0.00 2,332.02	0.00 0.00 0.00 2,332.02	2,332.02
FIXED INCOME						
00287YDY2	ABBVIE INC 4.65 03/15/2028	02/18/2025 02/26/2025 250,000.00	249,795.66 0.00 0.00 249,804.92	1,485.42 0.00 2,454.17 968.75	9.26 0.00 9.26 978.01	978.01
02079KAV9	ALPHABET INC 3.875 11/15/2028	11/03/2025 11/06/2025 165,000.00	164,880.70 0.00 0.00 164,884.68	3,108.07 3,356.72 284.17 532.81	3.98 0.00 3.98 536.79	536.79
02079KAW7	ALPHABET INC 4.1 11/15/2030	11/13/2025 11/17/2025 300,000.00	300,710.94 0.00 0.00 300,697.41	5,979.17 6,457.50 546.67 1,025.00	0.00 (13.54) (13.54) 1,011.46	1,011.46
023135CS3	AMAZON.COM INC 3.9 11/20/2028	11/24/2025 11/25/2025 500,000.00	501,341.72 0.00 0.00 501,295.66	8,720.83 9,750.00 595.83 1,625.00	0.00 (46.06) (46.06) 1,578.94	1,578.94
025816EJ4	AMERICAN EXPRESS CO 4.351 07/20/2029	07/21/2025 07/25/2025 340,000.00	340,000.00 0.00 0.00 340,000.00	4,150.37 0.00 5,383.15 1,232.78	0.00 0.00 0.00 1,232.78	1,232.78

INCOME EARNED



BCVWD Consolidated | Account [REDACTED] | As of May 31, 2026

Cusip	Security Description	Trade Date Settle Date Units	Book Value: Begin Book Value: Acq Book Value: Disp Book Value: End	Prior Accrued Inc. Received Ending Accrued Total Interest	Accr. Of Discount Amort. Of Premium Net Accret/Amort Income Earned	Total Income
05522RDJ4	BACCT 2024-1 A 4.93 05/15/2029	06/06/2024 06/13/2024 195,000.00	194,993.27 0.00 0.00 194,993.46	427.27 801.12 427.27 801.12	0.19 0.00 0.19 801.31	801.31
05594YAD8	BMWLT 2026-1 A3 4.15 05/25/2029	04/14/2026 04/22/2026 190,000.00	189,979.18 0.00 0.00 189,979.75	197.13 722.79 131.42 657.08	0.58 0.00 0.58 657.66	657.66
05611UAD5	BMWLT 2024-1 A3 4.98 03/25/2027	06/20/2024 06/21/2024 0.00	27,796.15 0.00 (27,844.33) 0.00	23.11 115.55 0.00 92.44	48.18 0.00 48.18 140.62	140.62
06051GMK2	BANK OF AMERICA CORP 4.979 01/24/2029	01/17/2025 01/24/2025 495,000.00	495,000.00 0.00 0.00 495,000.00	6,640.74 0.00 8,694.58 2,053.84	0.00 0.00 0.00 2,053.84	2,053.84
06406RCG0	BANK OF NEW YORK MELLON CORP 4.026 01/22/2030	01/14/2026 01/22/2026 140,000.00	140,000.00 0.00 0.00 140,000.00	1,550.01 0.00 2,019.71 469.70	0.00 0.00 0.00 469.70	469.70
09290DAH4	BLACKROCK INC 4.6 07/26/2027	07/18/2024 07/26/2024 450,000.00	450,152.98 0.00 0.00 450,141.72	5,462.50 0.00 7,187.50 1,725.00	0.00 (11.26) (11.26) 1,713.74	1,713.74
096912AD2	BMWLT 2025-1 A3 4.43 06/26/2028	06/03/2025 06/10/2025 105,000.00	104,998.37 0.00 0.00 104,998.43	77.53 387.63 77.53 387.63	0.06 0.00 0.06 387.69	387.69
096919AD7	BMWOT 2024-A A3 5.18 02/26/2029	253,069.67	275,732.91 0.00 (21,766.19) 253,858.63	237.27 1,186.37 218.48 1,167.58	1.25 (109.35) (108.10) 1,059.48	1,059.48
14913V2C1	CATERPILLAR FINANCIAL SERVICES CORP 4.3 05/15/2029	05/12/2026 05/15/2026 500,000.00	0.00 499,260.00 0.00 499,271.48	0.00 0.00 955.56 955.56	11.48 0.00 11.48 967.03	967.03

INCOME EARNED



BCVWD Consolidated | Account [REDACTED] | As of May 31, 2026

Cusip	Security Description	Trade Date Settle Date Units	Book Value: Begin Book Value: Acq Book Value: Disp Book Value: End	Prior Accrued Inc. Received Ending Accrued Total Interest	Accr. Of Discount Amort. Of Premium Net Accret/Amort Income Earned	Total Income
161571HT4	CHAIT 2023-1 A 5.16 09/15/2028	09/07/2023 09/15/2023 410,000.00	409,946.01 0.00 0.00 409,947.93	940.27 1,763.00 940.27 1,763.00	1.93 0.00 1.93 1,764.93	1,764.93
17275RBQ4	CISCO SYSTEMS INC 4.8 02/26/2027	02/26/2024 455,000.00	454,944.56 0.00 0.00 454,950.06	3,943.33 0.00 5,763.33 1,820.00	7.54 (2.04) 5.50 1,825.50	1,825.50
24422EXZ7	JOHN DEERE CAPITAL CORP 4.65 01/07/2028	01/06/2025 01/09/2025 340,000.00	339,942.51 0.00 0.00 339,945.41	5,006.50 0.00 6,324.00 1,317.50	2.89 0.00 2.89 1,320.39	1,320.39
3130A9YY1	FEDERAL HOME LOAN BANKS 2.125 12/11/2026	11/28/2023 11/29/2023 900,000.00	887,359.97 0.00 0.00 889,109.26	7,437.50 0.00 9,031.25 1,593.75	1,749.29 0.00 1,749.29 3,343.04	3,343.04
3130AWTR1	FEDERAL HOME LOAN BANKS 4.375 09/08/2028	09/12/2023 09/14/2023 750,000.00	748,203.53 0.00 0.00 748,268.21	4,830.73 0.00 7,565.10 2,734.38	64.68 0.00 64.68 2,799.06	2,799.06
3130AXU63	FEDERAL HOME LOAN BANKS 4.625 11/17/2026	12/18/2023 12/19/2023 475,000.00	475,960.71 0.00 0.00 475,811.80	10,007.99 10,984.38 854.34 1,830.73	0.00 (148.91) (148.91) 1,681.82	1,681.82
3130B0TY5	FEDERAL HOME LOAN BANKS 4.75 04/09/2027	04/10/2024 04/11/2024 465,000.00	464,614.76 0.00 0.00 464,649.58	1,349.79 0.00 3,190.42 1,840.63	34.82 0.00 34.82 1,875.44	1,875.44
3133EP6K6	FEDERAL FARM CREDIT BANKS FUNDING CORP 4.5 03/26/2027	03/25/2024 03/26/2024 750,000.00	750,326.75 0.00 0.00 750,295.96	3,281.25 0.00 6,093.75 2,812.50	0.00 (30.79) (30.79) 2,781.71	2,781.71
3133EPBM6	FEDERAL FARM CREDIT BANKS FUNDING CORP 4.125 08/23/2027	02/21/2023 02/23/2023 750,000.00	748,814.17 0.00 0.00 748,890.91	5,843.75 0.00 8,421.88 2,578.13	76.74 0.00 76.74 2,654.87	2,654.87

INCOME EARNED



BCVWD Consolidated | Account [REDACTED] | As of May 31, 2026

Cusip	Security Description	Trade Date Settle Date Units	Book Value: Begin Book Value: Acq Book Value: Disp Book Value: End	Prior Accrued Inc. Received Ending Accrued Total Interest	Accr. Of Discount Amort. Of Premium Net Accret/Amort Income Earned	Total Income
3133EPGW9	FEDERAL FARM CREDIT BANKS FUNDING CORP 3.875 04/25/2028	04/24/2023	801,593.65	516.67	0.00	2,515.19
		04/25/2023	0.00	0.00	(68.14)	
		800,000.00	0.00	3,100.00	(68.14)	
			801,525.51	2,583.33	2,515.19	
3133EPK79	FEDERAL FARM CREDIT BANKS FUNDING CORP 4.375 12/07/2026	12/18/2023	475,398.14	8,312.50	0.00	1,675.67
		12/19/2023	0.00	0.00	(56.10)	
		475,000.00	0.00	10,044.27	(56.10)	
			475,342.04	1,731.77	1,675.67	
3133EPUN3	FEDERAL FARM CREDIT BANKS FUNDING CORP 4.5 08/28/2028	08/28/2023	325,134.65	2,559.38	0.00	1,213.84
		08/29/2023	0.00	0.00	(4.91)	
		325,000.00	0.00	3,778.13	(4.91)	
			325,129.73	1,218.75	1,213.84	
3137BTUM1	FHMS K-061 A2 3.347 11/25/2026	04/23/2024	513,381.45	1,444.21	751.40	2,192.30
		04/26/2024	0.00	1,444.21	0.00	
		516,606.11	(1,185.41)	1,440.90	751.40	
			512,947.44	1,440.90	2,192.30	
3137F2LJ3	FHMS K-066 A2 3.117 06/25/2027	04/18/2024	339,104.93	898.16	532.63	1,429.30
		04/23/2024	0.00	898.16	0.00	
		345,208.35	(570.76)	896.68	532.63	
			339,066.81	896.68	1,429.30	
3137FBBX3	FHMS K-068 A2 3.244 08/25/2027	10/27/2023	586,349.42	1,622.00	925.97	2,547.97
		10/31/2023	0.00	1,622.00	0.00	
		600,000.00	0.00	1,622.00	925.97	
			587,275.39	1,622.00	2,547.97	
3137FETNO	FHMS K-073 A2 3.35 01/25/2028	07/10/2023	127,416.41	362.92	131.30	494.22
		07/13/2023	0.00	362.92	0.00	
		130,000.00	0.00	362.92	131.30	
			127,547.70	362.92	494.22	
3137FG6X8	FHMS K-077 A2 3.85 05/25/2028	12/11/2024	445,087.53	1,443.75	208.33	1,652.08
		12/16/2024	0.00	1,443.75	0.00	
		450,000.00	0.00	1,443.75	208.33	
			445,295.85	1,443.75	1,652.08	
3137FLYV0	FHMS K-092 A2 3.298 04/25/2029	04/23/2025	472,762.47	1,335.69	384.96	1,720.65
		04/28/2025	0.00	1,335.69	0.00	
		486,000.00	0.00	1,335.69	384.96	
			473,147.42	1,335.69	1,720.65	

INCOME EARNED



BCVWD Consolidated | Account [REDACTED] | As of May 31, 2026

Cusip	Security Description	Trade Date Settle Date Units	Book Value: Begin Book Value: Acq Book Value: Disp Book Value: End	Prior Accrued Inc. Received Ending Accrued Total Interest	Accr. Of Discount Amort. Of Premium Net Accret/Amort Income Earned	Total Income
3137FNAE0	FHMS K-095 A2 2.785 06/25/2029	03/13/2025 03/18/2025 300,000.00	286,535.02 0.00 0.00 286,905.40	696.25 696.25 696.25 696.25	370.38 0.00 370.38 1,066.63	1,066.63
3137FQXJ7	FHMS K-737 A2 2.525 10/25/2026	12/12/2023 12/15/2023 246,691.41	247,834.16 0.00 (3,308.59) 244,987.25	526.04 526.04 519.08 519.08	461.69 0.00 461.69 980.77	980.77
3137H5YC5	FHMS K-748 A2 2.26 01/25/2029	09/24/2024 09/27/2024 450,000.00	433,020.05 0.00 0.00 433,559.37	847.50 847.50 847.50 847.50	539.32 0.00 539.32 1,386.82	1,386.82
341081GN1	FLORIDA POWER & LIGHT CO 4.4 05/15/2028	05/23/2023 05/25/2023 450,000.00	448,431.69 0.00 0.00 448,496.95	9,130.00 9,900.00 880.00 1,650.00	65.26 0.00 65.26 1,715.26	1,715.26
34535VAD6	FORDO 2024-D A3 4.61 08/15/2029	11/19/2024 11/22/2024 235,000.00	234,994.75 0.00 0.00 234,994.89	481.49 902.79 481.49 902.79	0.14 0.00 0.14 902.93	902.93
36269WAD1	GMALT 2024-2 A3 5.39 07/20/2027	05/07/2024 05/16/2024 34,500.65	53,775.56 0.00 (19,276.11) 34,499.94	88.57 241.55 56.82 209.80	0.48 0.00 0.48 210.29	210.29
36273VAD7	GMALT 2026-1 A3 3.88 01/22/2029	02/03/2026 02/12/2026 230,000.00	229,972.07 0.00 0.00 229,972.94	272.68 743.67 272.68 743.67	0.87 0.00 0.87 744.54	744.54
362962AD4	GMALT 2025-2 A3 4.58 05/22/2028	05/20/2025 05/29/2025 185,000.00	184,997.88 0.00 0.00 184,997.97	258.90 706.08 258.90 706.08	0.09 0.00 0.09 706.17	706.17
379965AD8	GMALT 2025-3 A3 4.17 08/21/2028	08/05/2025 08/13/2025 180,000.00	179,979.11 0.00 0.00 179,979.88	229.35 625.50 229.35 625.50	0.77 0.00 0.77 626.27	626.27

INCOME EARNED



BCVWD Consolidated | Account [REDACTED] | As of May 31, 2026

Cusip	Security Description	Trade Date Settle Date Units	Book Value: Begin Book Value: Acq Book Value: Disp Book Value: End	Prior Accrued Inc. Received Ending Accrued Total Interest	Accr. Of Discount Amort. Of Premium Net Accret/Amort Income Earned	Total Income
38141GD27	GOLDMAN SACHS GROUP INC 4.153 10/21/2029	10/15/2025 10/21/2025 400,000.00	400,118.77 0.00 0.00 400,114.70	461.44 0.00 1,845.78 1,384.33	0.00 (4.07) (4.07) 1,380.26	1,380.26
437076DH2	HOME DEPOT INC 3.75 09/15/2028	09/08/2025 09/15/2025 255,000.00	254,868.73 0.00 0.00 254,873.42	1,221.88 0.00 2,018.75 796.88	4.69 0.00 4.69 801.56	801.56
437918AC9	HAROT 2024-1 A3 5.21 08/15/2028	02/13/2024 02/21/2024 157,145.38	172,162.93 0.00 (15,021.38) 157,142.01	398.66 747.49 363.88 712.71	0.46 0.00 0.46 713.17	713.17
437921AD1	HAROT 252 A3 4.15 10/15/2029	04/29/2025 05/08/2025 125,000.00	124,989.12 0.00 0.00 124,989.39	230.56 432.29 230.56 432.29	0.27 0.00 0.27 432.56	432.56
437930AC4	HAROT 2024-2 A3 5.27 11/20/2028	05/14/2024 05/21/2024 70,696.96	76,672.85 0.00 (5,981.18) 70,692.24	145.92 336.74 134.54 325.36	0.57 0.00 0.57 325.93	325.93
43815JAC7	HAROT 2023-1 A3 5.04 04/21/2027	02/16/2023 02/24/2023 776.46	2,727.84 0.00 (1,951.50) 776.43	3.82 11.46 1.09 8.73	0.09 0.00 0.09 8.82	8.82
448973AD9	HART 2024-A A3 4.99 02/15/2029	03/11/2024 03/20/2024 107,850.53	117,297.89 0.00 (9,462.10) 107,837.39	260.17 487.82 239.19 466.84	1.60 0.00 1.60 468.43	468.43
448981AD2	HART 2026-A A3 3.79 02/18/2031	02/10/2026 02/18/2026 270,000.00	269,982.50 0.00 0.00 269,982.81	454.80 852.75 454.80 852.75	0.31 0.00 0.31 853.06	853.06
44935XAD7	HART 2025-B A3 4.36 12/17/2029	06/03/2025 06/11/2025 155,000.00	154,988.75 0.00 0.00 154,989.01	300.36 563.17 300.36 563.17	0.26 0.00 0.26 563.43	563.43

INCOME EARNED



BCVWD Consolidated | Account [REDACTED] | As of May 31, 2026

Cusip	Security Description	Trade Date Settle Date Units	Book Value: Begin Book Value: Acq Book Value: Disp Book Value: End	Prior Accrued Inc. Received Ending Accrued Total Interest	Accr. Of Discount Amort. Of Premium Net Accret/Amort Income Earned	Total Income
459058LR2	INTERNATIONAL BANK FOR RECONSTRUCTION AND DEVELOPM 4.125 03/20/2030	03/14/2025 03/20/2025 245,000.00	244,320.30 0.00 0.00 244,335.15	1,150.99 0.00 1,993.18 842.19	14.85 0.00 14.85 857.04	857.04
45950KDD9	INTERNATIONAL FINANCE CORP 4.5 07/13/2028	07/06/2023 07/13/2023 340,000.00	339,833.92 0.00 0.00 339,840.32	4,590.00 0.00 5,865.00 1,275.00	6.40 0.00 6.40 1,281.40	1,281.40
46647PDF0	JPMORGAN CHASE & CO 4.565 06/14/2030	09/18/2025 09/19/2025 400,000.00	404,737.18 0.00 0.00 404,608.37	6,948.94 0.00 8,470.61 1,521.67	0.00 (128.82) (128.82) 1,392.85	1,392.85
46647PEU6	JPMORGAN CHASE & CO 4.915 01/24/2029	01/16/2025 01/24/2025 230,000.00	230,000.00 0.00 0.00 230,000.00	3,045.93 0.00 3,987.98 942.04	0.00 0.00 0.00 942.04	942.04
47786WAD2	JDOT 2024-B A3 5.2 03/15/2029	06/11/2024 06/18/2024 84,437.10	92,296.81 0.00 (7,870.65) 84,427.39	213.33 400.00 195.14 381.81	1.23 0.00 1.23 383.04	383.04
47787DAD3	JDOT 2026 A3 3.87 08/15/2030	03/10/2026 03/18/2026 140,000.00	139,975.87 0.00 0.00 139,976.34	240.80 451.50 240.80 451.50	0.48 0.00 0.48 451.98	451.98
47800BAC2	JDOT 2022-C A3 5.09 06/15/2027	10/12/2022 10/19/2022 5,892.45	14,755.97 0.00 (8,863.78) 5,892.35	33.38 62.59 13.33 42.54	0.16 0.00 0.16 42.70	42.70
47800DAD6	JDOT 2025 A3 4.23 09/17/2029	03/04/2025 03/11/2025 195,000.00	194,990.82 0.00 0.00 194,991.05	366.60 687.38 366.60 687.38	0.23 0.00 0.23 687.61	687.61
47800RAD5	JDOT 2024 A3 4.96 11/15/2028	03/11/2024 03/19/2024 66,429.02	72,560.52 0.00 (6,133.71) 66,427.06	159.96 299.93 146.44 286.41	0.26 0.00 0.26 286.66	286.66

INCOME EARNED



BCVWD Consolidated | Account [REDACTED] | As of May 31, 2026

Cusip	Security Description	Trade Date Settle Date Units	Book Value: Begin Book Value: Acq Book Value: Disp Book Value: End	Prior Accrued Inc. Received Ending Accrued Total Interest	Accr. Of Discount Amort. Of Premium Net Accret/Amort Income Earned	Total Income
532457CQ9	ELI LILLY AND CO 4.2 08/14/2029	08/12/2024 08/14/2024 475,000.00	474,693.83 0.00 0.00 474,701.73	4,267.08 0.00 5,929.58 1,662.50	7.90 0.00 7.90 1,670.40	1,670.40
58770AAC7	MBART 2023-1 A3 4.51 11/15/2027	01/18/2023 01/25/2023 11,037.81	14,724.75 0.00 (3,687.51) 11,037.41	29.52 55.34 22.12 47.95	0.17 0.00 0.17 48.11	48.11
58770YAD3	MBALT 2026-A A3 3.93 01/15/2030	01/13/2026 01/21/2026 115,000.00	114,978.77 0.00 0.00 114,979.25	200.87 376.63 200.87 376.63	0.49 0.00 0.49 377.12	377.12
58933YBH7	MERCK & CO INC 4.05 05/17/2028	05/08/2023 05/17/2023 110,000.00	109,963.57 0.00 0.00 109,965.08	2,029.50 2,227.50 173.25 371.25	1.51 0.00 1.51 372.76	372.76
60710WHS6	Mizuho Bank, Ltd., New York Branch 08/26/2026	03/16/2026 03/17/2026 475,000.00	469,087.44 0.00 0.00 470,654.02	0.00 0.00 0.00 0.00	1,566.58 0.00 1,566.58 1,566.58	1,566.58
61690U8E3	MORGAN STANLEY BANK NA 4.968 07/14/2028	07/17/2024 07/19/2024 450,000.00	450,000.00 0.00 0.00 450,000.00	6,644.70 0.00 8,507.70 1,863.00	0.00 0.00 0.00 1,863.00	1,863.00
665859AW4	NORTHERN TRUST CORP 4.0 05/10/2027	450,000.00	450,051.33 0.00 0.00 450,046.39	8,550.00 9,000.00 1,050.00 1,500.00	3.58 (8.51) (4.94) 1,495.06	1,495.06
69371RT97	PACCAR FINANCIAL CORP 4.0 08/08/2028	08/04/2025 08/08/2025 370,000.00	369,834.68 0.00 0.00 369,840.86	3,412.22 0.00 4,645.56 1,233.33	6.17 0.00 6.17 1,239.51	1,239.51
713448FX1	PEPSICO INC 4.5 07/17/2029	07/16/2024 07/17/2024 300,000.00	299,803.43 0.00 0.00 299,808.62	3,900.00 0.00 5,025.00 1,125.00	5.19 0.00 5.19 1,130.19	1,130.19

INCOME EARNED



BCVWD Consolidated | Account [REDACTED] | As of May 31, 2026

Cusip	Security Description	Trade Date Settle Date Units	Book Value: Begin Book Value: Acq Book Value: Disp Book Value: End	Prior Accrued Inc. Received Ending Accrued Total Interest	Accr. Of Discount Amort. Of Premium Net Accret/Amort Income Earned	Total Income
74464AAC5	PUBLIC STORAGE OPERATING CO 4.375 07/01/2030	09/04/2025 09/05/2025 300,000.00	302,108.64 0.00 0.00 302,064.82	4,375.00 0.00 5,468.75 1,093.75	0.00 (43.81) (43.81) 1,049.94	1,049.94
756109CW2	REALTY INCOME CORP 3.95 02/01/2029	09/25/2025 10/06/2025 485,000.00	482,634.46 0.00 0.00 482,707.28	4,789.38 0.00 6,385.83 1,596.46	72.82 0.00 72.82 1,669.28	1,669.28
79466LAQ7	SALESFORCE INC 4.5 03/15/2028	03/12/2026 03/13/2026 275,000.00	275,621.78 0.00 0.00 275,592.36	1,650.00 0.00 2,681.25 1,031.25	0.00 (29.43) (29.43) 1,001.82	1,001.82
857477CL5	STATE STREET CORP 4.993 03/18/2027	03/13/2024 03/18/2024 440,000.00	440,000.00 0.00 0.00 440,000.00	2,624.10 0.00 4,454.87 1,830.77	0.00 0.00 0.00 1,830.77	1,830.77
87612EBU9	TARGET CORP 4.35 06/15/2028	450,000.00	450,530.89 0.00 0.00 450,508.79	7,395.00 0.00 9,026.25 1,631.25	0.04 (22.13) (22.09) 1,609.16	1,609.16
89115A2W1	TORONTO-DOMINION BANK 4.98 04/05/2027	03/26/2024 04/05/2024 0.00	415,000.00 0.00 (415,000.00) 0.00	1,492.62 1,894.48 0.00 401.86	0.00 0.00 0.00 401.86	401.86
89231CAD9	TAOT 2022-C A3 3.76 04/15/2027	08/08/2022 08/16/2022 0.00	486.04 0.00 (486.06) 0.00	0.81 1.52 0.00 0.71	0.02 0.00 0.02 0.72	0.72
89236TNA9	TOYOTA MOTOR CREDIT CORP 4.95 01/09/2030	01/06/2025 01/09/2025 340,000.00	339,462.47 0.00 0.00 339,474.82	5,236.00 0.00 6,638.50 1,402.50	12.35 0.00 12.35 1,414.85	1,414.85
89239TAD4	TAOT 2024-D A3 4.4 06/15/2029	10/10/2024 10/17/2024 125,000.00	124,995.33 0.00 0.00 124,995.46	244.44 458.33 244.44 458.33	0.13 0.00 0.13 458.46	458.46

INCOME EARNED



BCVWD Consolidated | Account [REDACTED] | As of May 31, 2026

Cusip	Security Description	Trade Date Settle Date Units	Book Value: Begin Book Value: Acq Book Value: Disp Book Value: End	Prior Accrued Inc. Received Ending Accrued Total Interest	Accr. Of Discount Amort. Of Premium Net Accret/Amort Income Earned	Total Income
89240JAD3	TAOT 2025-A A3 4.64 08/15/2029	01/22/2025 01/29/2025 240,000.00	239,993.03 0.00 0.00 239,993.21	494.93 928.00 494.93 928.00	0.18 0.00 0.18 928.18	928.18
89240KAD0	TAOT 2026-A A3 3.86 09/15/2030	01/13/2026 01/21/2026 170,000.00	169,986.37 0.00 0.00 169,986.64	291.64 546.83 291.64 546.83	0.26 0.00 0.26 547.09	547.09
90331HPS6	US BANK NA 4.73 05/15/2028	05/12/2025 05/15/2025 355,000.00	355,000.00 0.00 0.00 355,000.00	7,742.75 8,395.75 746.29 1,399.29	0.00 0.00 0.00 1,399.29	1,399.29
912797UQ8	UNITED STATES TREASURY 07/21/2026	03/25/2026 03/26/2026 500,000.00	495,913.44 0.00 0.00 497,477.43	0.00 0.00 0.00 0.00	1,563.99 0.00 1,563.99 1,563.99	1,563.99
91282CEV9	UNITED STATES TREASURY 3.25 06/30/2029	01/28/2026 01/29/2026 750,000.00	739,959.25 0.00 0.00 740,228.51	8,147.44 0.00 10,234.81 2,087.36	269.26 0.00 269.26 2,356.62	2,356.62
91282CFU0	UNITED STATES TREASURY 4.125 10/31/2027	09/15/2023 09/18/2023 1,000,000.00	994,121.82 0.00 0.00 994,454.35	112.09 0.00 3,586.96 3,474.86	332.52 0.00 332.52 3,807.39	3,807.39
91282CGT2	UNITED STATES TREASURY 3.625 03/31/2028	06/15/2023 06/16/2023 800,000.00	795,325.00 0.00 0.00 795,532.04	2,456.28 0.00 4,912.57 2,456.28	207.04 0.00 207.04 2,663.32	2,663.32
91282CHA2	UNITED STATES TREASURY 3.5 04/30/2028	475,000.00	472,647.41 0.00 0.00 472,747.32	45.18 0.00 1,445.65 1,400.48	99.90 0.00 99.90 1,500.38	1,500.38
91282CHK0	UNITED STATES TREASURY 4.0 06/30/2028	02/22/2024 02/23/2024 750,000.00	744,618.54 0.00 0.00 744,829.44	10,027.62 0.00 12,596.69 2,569.06	210.90 0.00 210.90 2,779.97	2,779.97

INCOME EARNED



BCVWD Consolidated | Account [REDACTED] | As of May 31, 2026

Cusip	Security Description	Trade Date Settle Date Units	Book Value: Begin Book Value: Acq Book Value: Disp Book Value: End	Prior Accrued Inc. Received Ending Accrued Total Interest	Accr. Of Discount Amort. Of Premium Net Accret/Amort Income Earned	Total Income
91282CJR3	UNITED STATES TREASURY 3.75 12/31/2028	06/16/2025 06/17/2025 650,000.00	646,840.90 0.00 0.00 646,941.35	8,147.44 0.00 10,234.81 2,087.36	100.44 0.00 100.44 2,187.80	2,187.80
91282CKD2	UNITED STATES TREASURY 4.25 02/28/2029	600,000.00	598,579.26 0.00 0.00 598,621.86	4,296.20 0.00 6,444.29 2,148.10	118.56 (75.97) 42.59 2,190.69	2,190.69
91282CKP5	UNITED STATES TREASURY 4.625 04/30/2029	05/22/2024 05/23/2024 725,000.00	728,302.31 0.00 0.00 728,208.82	91.12 0.00 2,915.76 2,824.64	0.00 (93.49) (93.49) 2,731.15	2,731.15
91282CKT7	UNITED STATES TREASURY 4.5 05/31/2029	700,000.00	707,652.63 0.00 0.00 707,441.95	13,153.85 0.00 86.07 (13,067.78)	0.00 (210.69) (210.69) (13,278.47)	(13,278.47)
91282CKZ3	UNITED STATES TREASURY 4.375 07/15/2027	05/28/2025 05/29/2025 800,000.00	803,503.86 0.00 0.00 803,257.00	10,248.62 0.00 13,245.86 2,997.24	0.00 (246.86) (246.86) 2,750.37	2,750.37
91282CLK5	UNITED STATES TREASURY 3.625 08/31/2029	09/25/2024 09/26/2024 450,000.00	451,534.40 0.00 0.00 451,495.34	2,748.30 0.00 4,122.45 1,374.15	0.00 (39.05) (39.05) 1,335.10	1,335.10
91282CLN9	UNITED STATES TREASURY 3.5 09/30/2029	10/25/2024 10/28/2024 750,000.00	737,981.96 0.00 0.00 738,280.49	2,223.36 0.00 4,446.72 2,223.36	298.53 0.00 298.53 2,521.89	2,521.89
91282CLRO	UNITED STATES TREASURY 4.125 10/31/2029	12/30/2024 12/31/2024 500,000.00	496,037.09 0.00 0.00 496,133.14	56.05 0.00 1,793.48 1,737.43	96.05 0.00 96.05 1,833.48	1,833.48
91282CMD0	UNITED STATES TREASURY 4.375 12/31/2029	12/30/2024 12/31/2024 500,000.00	499,985.67 0.00 0.00 499,986.00	7,311.81 0.00 9,185.08 1,873.27	0.33 0.00 0.33 1,873.61	1,873.61

INCOME EARNED



BCVWD Consolidated | Account [REDACTED] | As of May 31, 2026

Cusip	Security Description	Trade Date Settle Date Units	Book Value: Begin Book Value: Acq Book Value: Disp Book Value: End	Prior Accrued Inc. Received Ending Accrued Total Interest	Accr. Of Discount Amort. Of Premium Net Accret/Amort Income Earned	Total Income
91282CMF5	UNITED STATES TREASURY 4.25 01/15/2028	03/25/2026 03/26/2026 500,000.00	502,899.15 0.00 0.00 502,755.12	6,222.38 0.00 8,042.13 1,819.75	0.00 (144.03) (144.03) 1,675.72	1,675.72
91282CMP3	UNITED STATES TREASURY 4.125 02/28/2027	05/28/2025 05/29/2025 1,000,000.00	1,000,665.77 0.00 0.00 1,000,597.66	6,949.73 0.00 10,424.59 3,474.86	0.00 (68.12) (68.12) 3,406.75	3,406.75
91282CMY4	UNITED STATES TREASURY 3.75 04/30/2027	08/27/2025 08/28/2025 750,000.00	750,279.71 0.00 0.00 750,255.89	76.43 0.00 2,445.65 2,369.23	0.00 (23.82) (23.82) 2,345.40	2,345.40
91282CNG2	UNITED STATES TREASURY 4.0 05/31/2030	12/10/2025 12/11/2025 500,000.00	504,889.20 0.00 0.00 504,787.55	8,351.65 0.00 54.64 (8,297.00)	0.00 (101.65) (101.65) (8,398.66)	(8,398.66)
91282CPB1	UNITED STATES TREASURY 3.5 09/30/2027	02/26/2026 02/27/2026 750,000.00	750,130.57 0.00 0.00 750,122.74	2,223.36 0.00 4,446.72 2,223.36	0.00 (7.83) (7.83) 2,215.53	2,215.53
91282CPD7	UNITED STATES TREASURY 3.625 10/31/2030	12/10/2025 12/11/2025 500,000.00	497,085.87 0.00 0.00 497,140.82	49.25 0.00 1,576.09 1,526.83	54.95 0.00 54.95 1,581.78	1,581.78
91282CPS4	UNITED STATES TREASURY 3.375 12/31/2027	02/26/2026 02/27/2026 750,000.00	748,858.33 0.00 0.00 748,916.45	8,460.81 0.00 10,628.45 2,167.65	58.11 0.00 58.11 2,225.76	2,225.76
91282CQE4	UNITED STATES TREASURY 3.5 03/15/2029	04/29/2026 04/30/2026 500,000.00	494,555.97 0.00 0.00 494,716.85	2,235.05 0.00 3,709.24 1,474.18	160.88 0.00 160.88 1,635.07	1,635.07
91282CQG9	UNITED STATES TREASURY 3.875 03/31/2031	05/26/2026 05/27/2026 250,000.00	0.00 246,406.25 0.00 246,416.41	0.00 (1,508.71) 1,641.05 132.34	10.16 0.00 10.16 142.50	142.50

INCOME EARNED



BCVWD Consolidated | Account [REDACTED] | As of May 31, 2026

Cusip	Security Description	Trade Date Settle Date Units	Book Value: Begin Book Value: Acq Book Value: Disp Book Value: End	Prior Accrued Inc. Received Ending Accrued Total Interest	Accr. Of Discount Amort. Of Premium Net Accret/Amort Income Earned	Total Income
91324PEG3	UNITEDHEALTH GROUP INC 3.7 05/15/2027	05/17/2022 05/20/2022 115,000.00	115,011.08 0.00 0.00 115,010.08	1,962.03 2,127.50 189.11 354.58	0.20 (1.20) (1.00) 353.58	353.58
92826CAY8	VISA INC 3.8 02/12/2029	02/03/2026 02/12/2026 325,000.00	324,652.85 0.00 0.00 324,663.42	2,710.14 0.00 3,739.31 1,029.17	10.57 0.00 10.57 1,039.74	1,039.74
92970QAJ4	WFCIT 2025-1 A 4.34 05/15/2030	09/04/2025 09/05/2025 360,000.00	363,463.77 0.00 0.00 363,319.64	694.40 1,302.00 694.40 1,302.00	0.00 (144.13) (144.13) 1,157.87	1,157.87
92970QAK1	WFCIT 2026-1 A 4.08 04/16/2029	04/21/2026 04/27/2026 295,000.00	294,958.73 0.00 0.00 294,959.91	133.73 601.80 534.93 1,003.00	1.18 0.00 1.18 1,004.18	1,004.18
931142FL2	WALMART INC 4.1 04/28/2027	04/24/2025 04/28/2025 500,000.00	500,466.14 0.00 0.00 500,426.22	170.83 0.00 1,879.17 1,708.33	0.00 (39.92) (39.92) 1,668.42	1,668.42
95000U4D2	WELLS FARGO & CO 4.182 01/23/2030	01/15/2026 01/23/2026 270,000.00	270,000.00 0.00 0.00 270,000.00	3,073.77 0.00 4,014.72 940.95	0.00 0.00 0.00 940.95	940.95
Total Fixed Income			41,788,422.07 745,666.25 (548,409.25) 41,995,443.71	309,703.59 89,561.26 333,553.00 113,410.67	11,689.28 (1,924.64) 9,764.64 123,175.30	123,175.30
LAIF						
90LAIF\$00	Local Agency Investment Fund State Pool	37,537,449.42	37,537,449.42 0.00 0.00 37,537,449.42	0.00 0.00 0.00 0.00	0.00 0.00 0.00 0.00	0.00
Total LAIF			37,537,449.42	0.00	0.00	0.00

INCOME EARNED



BCVWD Consolidated | Account [REDACTED] | As of May 31, 2026

Cusip	Security Description	Trade Date Settle Date Units	Book Value: Begin Book Value: Acq Book Value: Disp Book Value: End	Prior Accrued Inc. Received Ending Accrued Total Interest	Accr. Of Discount Amort. Of Premium Net Accret/Amort Income Earned	Total Income
LOCAL GOV INVESTMENT POOL						
09CATR\$01	CalTrust MMF	7,600,527.25	7,576,424.64 24,102.61 0.00 7,600,527.25	0.00 24,102.61 0.00 24,102.61	0.00 0.00 0.00 24,102.61	24,102.61
Total Local Gov Investment Pool			7,576,424.64 24,102.61 0.00 7,600,527.25	0.00 24,102.61 0.00 24,102.61	0.00 0.00 0.00 24,102.61	24,102.61
TOTAL PORTFOLIO			87,243,339.65 1,321,347.08 (1,205,599.53) 87,515,124.10	309,703.59 115,995.89 333,553.00 139,845.30	11,689.28 (1,924.64) 9,764.64 149,609.93	149,609.93

Accounts Payable

Checks by Date - Detail by Check Date

User: wclayton
 Printed: 6/23/2026 2:13 PM

Beaumont-Cherry Valley Water District

560 Magnolia Avenue
 Beaumont California 92223
 (951) 845-9581
<https://bcvwd.gov>



Check No	Vendor No Invoice No	Vendor Name Description	Check Date Reference	Check Amount
ACH	10138 HW201 May 2026	ARCO Business Solutions ARCO Fuel Charges 05/19-05/25/2026	05/28/2026	3,451.98
Total for this ACH Check for Vendor 10138:				3,451.98
ACH	10350 245531 246353	NAPA Auto Parts Battery Core Deposit Tire Repair Kit - Unit 52	05/28/2026	-19.40 32.44
Total for this ACH Check for Vendor 10350:				13.04
ACH	10709 Y843450 Y843450	Core & Main LP (9) Sequoia DIP 4-1/2 X 2-1/2 X2-1/2 6 Hole (50) Gasket Drop In FLG 6	05/28/2026	34,251.57 215.50
Total for this ACH Check for Vendor 10709:				34,467.07
ACH	11038 39726703 39726726	Clark Pest Control Pest Control - 815 E 12th St Pest Control - 9781 Avenida Miravilla	05/28/2026	142.00 120.00
Total for this ACH Check for Vendor 11038:				262.00
ACH	11202 189653.01 189653.01	Orange County Winwater Works (1) 14" X 10' X .250 STL Pipe BareXBare PE x PE (2) 12" TX# Range 13.14-14.45 OD	05/28/2026	661.20 1,883.86
Total for this ACH Check for Vendor 11202:				2,545.06
17770	UB*06229	Linda or Gary Lieberman Refund Check Refund Check Refund Check Refund Check Refund Check	05/28/2026	310.40 7.34 0.91 4.95 9.15
Total for Check Number 17770:				332.75
17771	UB*06233	Michele Carrillo Refund Check	05/28/2026	54.27
Total for Check Number 17771:				54.27
17772	UB*06234	Mason Eldridge Refund Check	05/28/2026	66.34
Total for Check Number 17772:				66.34
17774	UB*06232	First Street Storage Refund Check Refund Check Refund Check Refund Check	05/28/2026	514.01 390.87 557.95 504.32
Total for Check Number 17774:				1,967.15
17775	UB*06235	Jenna Gomez Refund Check Refund Check Refund Check Refund Check Refund Check	05/28/2026	9.48 8.25 24.78 11.93 13.59
Total for Check Number 17775:				68.03

Check No	Vendor No Invoice No	Vendor Name Description	Check Date Reference	Check Amount
17785	10678 LT6266500155	Lawyers Title Company Title Report APN 400-152-007 - Lot 197 Tr 30779	05/28/2026	750.00
Total for Check Number 17785:				750.00
17786	11191 BCVWD050726	Noel Goetz Bee Removal from Meter Box - 1574 Asteroid Way	05/28/2026	325.00
Total for Check Number 17786:				325.00
17787	10573 2678-359470	O'Reilly Auto Parts Wiper Blades - Unit 57/OD 5,050	05/28/2026	49.54
Total for Check Number 17787:				49.54
17788	10290 26-00328	San Gorgonio Pass Water Agency 864 AF @ \$399 for April 2026	05/28/2026	344,736.00
Total for Check Number 17788:				344,736.00
17789	10568 05202026	Daniel Slawson Mileage Reimb - BIA Economic Update - D Slawson - 05/20/2026	05/28/2026	54.09
Total for Check Number 17789:				54.09
17790	10035 INV01043911 INV01043911 INV01043911	USA Blue Book (3) DPD Chlorine Dispenser for taking water samples (1) DPD Total Chlorine Reagent Powder (chlorinators) (1) DPD Free Chlorine Reagent Powder (chlorinators)	05/28/2026	865.85 41.90 38.68
Total for Check Number 17790:				946.43
17791	10385 5794512	Waterline Technologies, Inc. - PSOC Chlorine - Well 23	05/28/2026	2,415.00
Total for Check Number 17791:				2,415.00
Total for 5/28/2026:				597,724.99
17792	AR-Joel 06032026 06032026	Meritage/BCVWD AR Refund to Reconcile Tr 31462-24 AR Refund to Reconcile Tr 31462-24	06/03/2026	14,443.46 12,082.86
Total for Check Number 17792:				26,526.32
17793	AR-Joel1 06032026 06032026	Meritage/BCVWD AR Refund to Reconcile Tr 31462-20 AR Refund to Reconcile Tr 31462-20	06/03/2026	11,209.06 17,103.46
Total for Check Number 17793:				28,312.52
17794	AR-SDC 1 06032026	SDC Fairway Canyon LLC/BCVWD AR Refund to Reconcile Tr 31462-23	06/03/2026	4,203.10
Total for Check Number 17794:				4,203.10
17795	AR-SDC 2 06032026	SDC Fairway Canyon LLC/BCVWD AR Refund to Reconcile Tr 31462-24	06/03/2026	4,112.97
Total for Check Number 17795:				4,112.97
17796	AR-SDC 3 06032026	SDC Fairway Canyon LLC/BCVWD AR Refund to Reconcile Tr 31462-25	06/03/2026	3,920.96
Total for Check Number 17796:				3,920.96
17797	AR-SDC 4 06032026	SDC Fairway Canyon LLC/BCVWD AR Refund to Reconcile Tr 31462-20	06/03/2026	3,806.03
Total for Check Number 17797:				3,806.03
Total for 6/3/2026:				70,881.90

Check No	Vendor No Invoice No	Vendor Name Description	Check Date Reference	Check Amount
ACH	10085	CalPERS Retirement System	06/04/2026	
	1003301855	PR Batch 00001.06.2026 CalPERS ER Paid Classic		12,714.63
	1003301855	PR Batch 00001.06.2026 CalPERS 7% EE Deduction		1,507.74
	1003301855	PR Batch 00001.06.2026 CalPERS 8% EE Paid		2,676.58
	1003301855	PR Batch 00001.06.2026 CalPERS 8% ER Paid		1,347.01
	1003301855	PR Batch 00001.06.2026 CalPERS ER PEPRA		10,770.23
	1003301855	PR Batch 00001.06.2026 CalPERS 1% ER Paid		215.39
	1003301855	PR Batch 00001.06.2026 CalPERS 8.25% EE PEPRA		10,189.73
Total for this ACH Check for Vendor 10085:				39,421.31
ACH	10087	EDD	06/04/2026	
	1-333-822-288	PR Batch 00001.06.2026 State Income Tax		8,439.64
	1-333-822-288	PR Batch 00001.06.2026 CA SDI		2,607.25
Total for this ACH Check for Vendor 10087:				11,046.89
ACH	10094	U.S. Treasury	06/04/2026	
	270655524976785	PR Batch 00001.06.2026 Federal Income Tax		22,002.49
	270655524976785	PR Batch 00001.06.2026 FICA Employer Portion		12,693.15
	270655524976785	PR Batch 00001.06.2026 Medicare Employer Portion		2,968.57
	270655524976785	PR Batch 00001.06.2026 Medicare Employee Portion		2,968.57
	270655524976785	PR Batch 00001.06.2026 FICA Employee Portion		12,693.15
Total for this ACH Check for Vendor 10094:				53,325.93
ACH	10141	Ca State Disbursement Unit	06/04/2026	
	56774639	PR Batch 00001.06.2026 Garnishment		379.84
Total for this ACH Check for Vendor 10141:				379.84
ACH	10264	CalPERS Supplemental Income Plans	06/04/2026	
	1003301896	PR Batch 00001.06.2026 CalPERS 457		3,532.31
	1003301896	PR Batch 00001.06.2026 ROTH-Post-Tax		1,000.00
	1003301896	PR Batch 00001.06.2026 100% Contribution		197.32
	1003301896	PR Batch 00001.06.2026 457 Loan Repayment		277.84
Total for this ACH Check for Vendor 10264:				5,007.47
ACH	10984	MidAmerica Administrative & Retirement Solutions	06/04/2026	
	1780433315090	PR Batch 00001.06.2026 401a Cash Contribution		230.00
	1780433315090	PR Batch 00001.06.2026 401(a) ER Paid-Staff		271.10
	1780433315090	PR Batch 00001.06.2026 401a Sick Contribution		221.39
	1780433315090	PR Batch 00001.06.2026 401(a) Defined Comp		925.00
	1780433315090	PR Batch 00001.06.2026 401a-Vacation Contribution		1,008.03
Total for this ACH Check for Vendor 10984:				2,655.52
ACH	11152	Sterling Health Services, Inc	06/04/2026	
	945453	PR Batch 00001.06.2026 Flexible Spending Account (PT)		1,116.66
Total for this ACH Check for Vendor 11152:				1,116.66
ACH	10030	Southern California Edison	06/04/2026	
	700359906319May	Electricity 04/24/26 to 05/25/26 - 13697 Oak Glen Rd		283.97
	700359906319May	Electricity 04/24/26 to 05/25/26 - 13695 Oak Glen Rd		102.56
	700359906319May	Electricity 04/24/26 to 05/25/26 - 12303 Oak Glen Rd		39.43
Total for this ACH Check for Vendor 10030:				425.96
ACH	10042	Southern California Gas Company	06/04/2026	
	07132135000May	Monthly Gas Charges 04/27-05/28/2026		15.29
Total for this ACH Check for Vendor 10042:				15.29
ACH	10138	ARCO Business Solutions	06/04/2026	
	HW201 May 2026	ARCO Fuel Charges 05/26-06/01/2026		2,421.77
Total for this ACH Check for Vendor 10138:				2,421.77
ACH	10284	Underground Service Alert of Southern California	06/04/2026	
	520260074	126 New Ticket Charges May 2026		270.90
	520260074	Monthly Maintenance Fee		10.00
Total for this ACH Check for Vendor 10284:				280.90

Check No	Vendor No Invoice No	Vendor Name Description	Check Date Reference	Check Amount
ACH	11038 39726702	Clark Pest Control Pest Control - 39500 Brookside Ave	06/04/2026	76.00
Total for this ACH Check for Vendor 11038:				76.00
ACH	11202 190307.01 190353.02 190353.02 190353.02 190353.02 190353.02 190353.02 190353.03 190353.03 190353.03	Orange County Winwater Works (4) 8" x 36" FLG x PE (10) Curb Stop Lockwing FIP X FIP 1 Style (Lock-Off) (30) Curb Stop Lockwing FIP X FIP 1 Style (Lock-On) (25) Gasket Drop In 1/8 Thick 6" (200) Meter Coupling 1 X 2-1/2 (or 2 5/8 or 2.63) (72) 10 Mill Tape (25) Gasket Drop In FLG 6 (6) 06 Elbow - 45 MJ (6) 06 Elbow - 22 1/2 MJ (5) 6" MJ 11 1/4"	06/04/2026	2,717.58 1,115.75 3,700.25 158.12 3,760.47 527.55 94.28 979.71 855.25 562.13
Total for this ACH Check for Vendor 11202:				14,471.09
2388	11155 2026-06	CICCS PR Batch 00001.06.2026 Emp Assistance Program	06/04/2026	109.08
Total for Check Number 2388:				109.08
2389	11204 PP11 2026	Luis Lomeli PR Batch 00001.06.2026 Stipend	06/04/2026	75.00
Total for Check Number 2389:				75.00
17798	AR-Joel2 06042026 06042026 06042026	Meritage Homes AR Refund - Tract 31462-25 Project Closeout AR Refund - Tract 31462-25 Project Closeout AR Refund - Tract 31462-25 Project Closeout	06/04/2026	13,848.46 3,008.38 12,007.04
Total for Check Number 17798:				28,863.88
17799	AR-Joel3 06042026 06042026 06042026 06042026	Meritage Homes AR Refund - Tract 31462-23 Project Closeout AR Refund - Tract 31462-23 Project Closeout AR Refund - Tract 31462-23 Project Closeout AR Refund - Tract 31462-23 Project Closeout	06/04/2026	2,127.39 11,831.32 14,993.46 194.79
Total for Check Number 17799:				29,146.96
17800	AR-Joel4 06042026	Meritage Homes AR Refund - Tract 31462-20 Project Closeout	06/04/2026	27,378.29
Total for Check Number 17800:				27,378.29
17801	AR-Joel5 06042026	Meritage Homes AR Refund - Tract 31462-24 Project Closeout	06/04/2026	24,396.45
Total for Check Number 17801:				24,396.45
17802	AR-Rich1 06042026 06042026 06042026	Richmond American Homes AR Refund - AR 608 Tr 37696 Project Closeout AR Refund - AR 711 Tr 37696 Project Closeout AR Refund - AR 711 Tr 37696 Project Closeout	06/04/2026	166.77 15,728.46 4,672.15
Total for Check Number 17802:				20,567.38
17803	10599 WCTQ19182	West Coast Technology Reissue - Annual Renewal PAC Storage 02/2026-02/2027	06/04/2026	4,100.00
Total for Check Number 17803:				4,100.00
17804	10420 1JH3-VHDY-336N	Amazon Capital Services, Inc. Seat Cover Set	06/04/2026	386.84
Total for Check Number 17804:				386.84
17805	10695 2636	B-81 Paving Inc Cross Gutter Repair - City of Beaumont	06/04/2026	14,213.00
Total for Check Number 17805:				14,213.00

Check No	Vendor No Invoice No	Vendor Name Description	Check Date Reference	Check Amount
17806	10929 1607	Alan Billingsley (ICS) (48) 60lb Buckets of Accu-Tab Chlorine Tablets	06/04/2026	10,159.20
Total for Check Number 17806:				10,159.20
17807	10853 1211 1212	Chr Services INC (22) First Aid, CPR, and AED Training - Morning Session (18) First Aid, CPR, and AED Training - Afternoon Session	06/04/2026	1,430.00 1,170.00
Total for Check Number 17807:				2,600.00
17808	10266 19553 19553	Cozad & Fox Inc. Design & Engineering Services - American Ave & 11th Street Design & Engineering Services - American Ave & 11th Street	06/04/2026	3,055.87 3,055.88
Total for Check Number 17808:				6,111.75
17809	11228 325 325 325	D I Ready Cleaning Service, Inc June 2026 Janitorial Services for 560 Magnolia June 2026 Janitorial Services for 851 E 6th St June 2026 Janitorial Services for 815 E 12th	06/04/2026	1,028.00 288.00 534.00
Total for Check Number 17809:				1,850.00
17810	10942 0006970391	Diamond Environmental Services LP Basin Handwash Station Rental - 39500 Brookside 05/25-06/21/2026	06/04/2026	158.29
Total for Check Number 17810:				158.29
17811	11140 06042026	Ericka Enriquez Employee Funded Holiday Club - Gifts	06/04/2026	1,400.00
Total for Check Number 17811:				1,400.00
17812	10303 9930699393	Grainger Inc Fire Hose Adaptor - Hydrant Backflow Meter	06/04/2026	141.79
Total for Check Number 17812:				141.79
17813	11230 631530-4874591	Healthpointe Medical Group, Inc Employment Testing	06/04/2026	175.00
Total for Check Number 17813:				175.00
17814	10809 8977 8977	Inner-City Auto Repair & Tires Lug Stud Repair - Trailer Tire Labor - Lug Stud Repair - Trailer Tire	06/04/2026	59.23 125.00
Total for Check Number 17814:				184.23
17815	10573 2678-359439	O'Reilly Auto Parts Wiper Blades - Unit 44/OD 32,060	06/04/2026	62.88
Total for Check Number 17815:				62.88
17816	11142 IN-431048	Pro-Vigil Inc Monitoring Program - 39500 Brookside - 05/29-06/25/2026	06/04/2026	4,042.46
Total for Check Number 17816:				4,042.46
17817	10689 264333 265087 265414	Safety Compliance Company Safety Meeting - Snake Safety - 04/21/2026 Safety Meeting - Near-Misses - 05/06/2026 Safety Meeting - Hearing Protection - 05/19/2026	06/04/2026	250.00 250.00 250.00
Total for Check Number 17817:				750.00
17818	11370 7979 7979	SharpLine Solutions, Inc Main Lines Leaks Striping Service Lines Leaks Striping	06/04/2026	2,494.53 2,719.53
Total for Check Number 17818:				5,214.06

Check No	Vendor No Invoice No	Vendor Name Description	Check Date Reference	Check Amount
17819	11127 05312026	Cenica Smith Mileage Reimbursement - C Smith May 2026	06/04/2026	10.73
Total for Check Number 17819:				10.73
17820	11190 53900013	Univar Solutions USA, Inc (2) 275-Gal Tote of Earthtec for Recharge Facility (5445 LB)	06/04/2026	12,584.69
Total for Check Number 17820:				12,584.69
17821	10035 INV01043937	USA Blue Book (2) Braided Graphite Packing for Wells and Boosters	06/04/2026	116.26
Total for Check Number 17821:				116.26
17822	10753 05202026	Lona Williams Mileage Reimbursement - BIA Training - L Williams 05/20/2026	06/04/2026	55.68
Total for Check Number 17822:				55.68
Total for 6/4/2026:				325,498.53
ACH	11072 174023922	CalPERS CERBT CERBT Trust OPEB Contribution Apr - Jun 2026	06/10/2026	23,925.00
Total for this ACH Check for Vendor 11072:				23,925.00
ACH	11221 174023966	CalPERS CEPPT CEPPT Pension Payment Apr - Jun 2026	06/10/2026	11,775.00
Total for this ACH Check for Vendor 11221:				11,775.00
ACH	10894 0001902148	Liberty Dental Plan Liberty Dental - Jun 2026	06/10/2026	429.06
Total for this ACH Check for Vendor 10894:				429.06
ACH	10901 241440 70284	Ameritas Life Insurance Corp. Ameritas Dental Jun 2026 Ameritas Vision Jun 2026	06/10/2026	2,414.40 702.84
Total for this ACH Check for Vendor 10901:				3,117.24
ACH	10902 53743680513571	Colonial Life Col Life Premiums May 2026	06/10/2026	4,162.48
Total for this ACH Check for Vendor 10902:				4,162.48
ACH	10903 4973546613	The Lincoln National Life Insurance Company Life & ADD EE/ER Insurance Jun 2026	06/10/2026	1,158.53
Total for this ACH Check for Vendor 10903:				1,158.53
ACH	10288 173663191 173663191 173663191 173663191 173663200 173663200	CalPERS Health Fiscal Services Division Retired Employees Health Ins Jun 2026 Active Employees Health Ins Jun 2026 Admin Fee for Health Ins Jun 2026 Admin Fee for Retired Emp Health Ins Jun 2026 Active Non CalPERS Member Health Ins Jun 2026 Admin Fee Non CalPERS Member Health Ins Jun 2026	06/10/2026	2,252.83 94,419.78 75.54 5.17 2,519.53 2.02
Total for this ACH Check for Vendor 10288:				99,274.87
17823	AR-Tayll 06102026 06102026 06102026	Taylor Morrison/BCVWD AR Refund to Reconcile Tr 27971 - AR 369 AR Refund to Reconcile Tr 27971 - AR 625 AR Refund to Reconcile Tr 27971 - AR 324	06/10/2026	26,317.70 25,536.90 5,003.60
Total for Check Number 17823:				56,858.20
Total for 6/10/2026:				200,700.38

Check No	Vendor No Invoice No	Vendor Name Description	Check Date Reference	Check Amount
ACH	10031 6064910767 6064910768 6064910769	Staples Business Advantage Office Supplies - Main Office Office Supplies - Main Office Office Supplies - Main Office	06/11/2026	65.18 156.85 105.99
Total for this ACH Check for Vendor 10031:				328.02
ACH	10037 2687771-2371-5 2687771-2371-5 2687771-2371-5 2687777-2371-2 2687777-2371-2	Waste Management Of Inland Empire Organics Cart Charges - 815 E 12th Jun 2026 Yard Dumpsters - 815 E 12th Jun 2026 Recycling Dumpster Charges - 815 E 12th Jun 2026 Recycling Dumpster Charges - 560 Magnolia Jun 20 Monthly Sanitation - 560 Magnolia Jun 2026	06/11/2026	63.68 376.46 114.02 114.02 138.46
Total for this ACH Check for Vendor 10037:				806.64
ACH	10052 05282026 05282026 05282026 05282026	Home Depot Credit Services Production Small Tools Supplies Maint & Repair - 39500 Brookside Ave Supplies Meter Maint & Service Supplies Maint & Repair - General Building Supplies	06/11/2026	111.98 239.18 475.11 150.31
Total for this ACH Check for Vendor 10052:				976.58
ACH	10138 HW201 Jun 2026	ARCO Business Solutions ARCO Fuel Charges 06/02-06/08/2026	06/11/2026	3,585.11
Total for this ACH Check for Vendor 10138:				3,585.11
ACH	10350 246725	NAPA Auto Parts Coupler Lock - Hitch Lock	06/11/2026	51.08
Total for this ACH Check for Vendor 10350:				51.08
17824	UB*06249	Sara Rathfelder or Alvarez Realty and Loans Inc. Refund Check	06/11/2026	90.17
Total for Check Number 17824:				90.17
17825	UB*06250	Veronica Brey Properties or Matt Brey Refund Check	06/11/2026	205.06
Total for Check Number 17825:				205.06
17826	UB*06246	Marc Amato Refund Check Refund Check Refund Check Refund Check	06/11/2026	5.48 4.16 35.25 2.90
Total for Check Number 17826:				47.79
17827	UB*06251	Domenica Bernauer Refund Check	06/11/2026	179.52
Total for Check Number 17827:				179.52
17828	UB*06245	Melissa Pearson or Joseph Pearson Refund Check Refund Check Refund Check Refund Check Refund Check	06/11/2026	26.53 26.12 42.79 38.02 30.92
Total for Check Number 17828:				164.38
17829	UB*06244	Steven Strange or Judith Beyl Refund Check	06/11/2026	48.42
Total for Check Number 17829:				48.42
17830	UB*06247	Claudia Mendez Refund Check	06/11/2026	43.20
Total for Check Number 17830:				43.20

Check No	Vendor No Invoice No	Vendor Name Description	Check Date Reference	Check Amount
17831	UB*06003	Judith A Miller Refund Check Refund Check Refund Check Refund Check	06/11/2026	10.15 50.87 7.08 13.92
Total for Check Number 17831:				82.02
17832	UB*06248	Sharilyn Miller Refund Check	06/11/2026	30.00
Total for Check Number 17832:				30.00
17833	UB*06239	Herman Nickson Refund Check	06/11/2026	50.00
Total for Check Number 17833:				50.00
17834	UB*06238	Reginald Winter or Rebecca Bryant Refund Check	06/11/2026	124.72
Total for Check Number 17834:				124.72
17835	UB*06243	Jennifer Jenga or Ruth Kuria Refund Check	06/11/2026	300.00
Total for Check Number 17835:				300.00
17836	UB*06241	Wayne Shier Refund Check	06/11/2026	55.37
Total for Check Number 17836:				55.37
17837	UB*06240	Ameer Shmara Refund Check	06/11/2026	243.55
Total for Check Number 17837:				243.55
17838	UB*06242	Lance Anglin or Zuriah Smith Refund Check Refund Check Refund Check Refund Check	06/11/2026	1.20 2.36 1.72 75.29
Total for Check Number 17838:				80.57
17839	10792 06092026	A-1 Financial Services July 2026 Rent - 851 E. 6th St Eng Office	06/11/2026	2,996.00
Total for Check Number 17839:				2,996.00
17840	10144 LYUM1964140	Alsco Inc Cleaning Mats/Shop Towels 12th/Palm Jun 2026	06/11/2026	29.68
Total for Check Number 17840:				29.68
17841	10290 26-00330	San Gorgonio Pass Water Agency 1,372 AF @ \$399 for May 2026	06/11/2026	547,428.00
Total for Check Number 17841:				547,428.00
17842	10385 5796942	Waterline Technologies, Inc. - PSOC Chlorine - Well 24	06/11/2026	2,656.50
Total for Check Number 17842:				2,656.50
17843	10651 49815	Weldors Supply and Steel, Inc Ball Bearing and Paint Marker - Hannon Gate	06/11/2026	92.65
Total for Check Number 17843:				92.65
Total for 6/11/2026:				560,695.03

Check No	Vendor No Invoice No	Vendor Name Description	Check Date Reference	Check Amount
ACH	10087	EDD	06/18/2026	
	1-207-645-008	PR Batch 00002.06.2026 State Income Tax		8,155.86
	1-207-645-008	PR Batch 00003.06.2026 CA SDI		2.51
	1-207-645-008	PR Batch 00002.06.2026 CA SDI		2,675.96
	1-207-645-008	PR Batch 00001.06.2026 CA SDI		1.33
Total for this ACH Check for Vendor 10087:				10,835.66
ACH	10094	U.S. Treasury	06/18/2026	
	270656924555912	PR Batch 00002.06.2026 Federal Income Tax		21,236.38
	270656924555912	PR Batch 00002.06.2026 Medicare Employer Portion		3,026.95
	270656924555912	PR Batch 00002.06.2026 FICA Employee Portion		12,942.79
	270656924555912	PR Batch 00001.06.2026 FICA Employee Portion		6.40
	270656924555912	PR Batch 00003.06.2026 Medicare Employee Portion		2.80
	270656924555912	PR Batch 00002.06.2026 FICA Employer Portion		12,942.79
	270656924555912	PR Batch 00002.06.2026 Medicare Employee Portion		3,026.95
	270656924555912	PR Batch 00003.06.2026 FICA Employer Portion		11.98
	270656924555912	PR Batch 00001.06.2026 Medicare Employee Portion		1.50
	270656924555912	PR Batch 00003.06.2026 Medicare Employer Portion		2.80
	270656924555912	PR Batch 00003.06.2026 FICA Employee Portion		11.98
	270656924555912	PR Batch 00001.06.2026 FICA Employer Portion		6.40
	270656924555912	PR Batch 00001.06.2026 Medicare Employer Portion		1.50
Total for this ACH Check for Vendor 10094:				53,221.22
ACH	10141	Ca State Disbursement Unit	06/18/2026	
	56933573	PR Batch 00002.06.2026 Garnishment		379.84
Total for this ACH Check for Vendor 10141:				379.84
ACH	10264	CalPERS Supplemental Income Plans	06/18/2026	
	1003312150	PR Batch 00002.06.2026 457 Loan Repayment		277.84
	1003312150	PR Batch 00002.06.2026 ROTH-Post-Tax		1,000.00
	1003312150	PR Batch 00002.06.2026 CalPERS 457		3,482.31
Total for this ACH Check for Vendor 10264:				4,760.15
ACH	10984	MidAmerica Administrative & Retirement Solutions	06/18/2026	
	1781649132122	PR Batch 00002.06.2026 401a Cash Contribution		230.00
	1781649132122	PR Batch 00002.06.2026 401(a) ER Paid-Staff		271.10
	1781649132122	PR Batch 00002.06.2026 401a-Vacation Contribution		1,008.03
	1781649132122	PR Batch 00002.06.2026 401(a) Defined Comp		925.00
	1781649132122	PR Batch 00002.06.2026 401a Sick Contribution		221.39
Total for this ACH Check for Vendor 10984:				2,655.52
ACH	11152	Sterling Health Services, Inc	06/18/2026	
	946511	PR Batch 00002.06.2026 Flexible Spending Account (PT)		1,116.66
Total for this ACH Check for Vendor 11152:				1,116.66
ACH	11333	Enterprise FM Trust	06/18/2026	
	626642-060326	(1) Silverado EV Maintenance Payment - Jun 2026	13	56.79
	626642-060326	(5) F-150 Lease Payment - Jun 2026	01	4,751.58
	626642-060326	(1) F-550 Dump Truck Lease Payment - Jun 2026	07	1,517.29
	626642-060326	(1) F-350 Maintenance Charges - Jun 2026	06	60.80
	626642-060326	(1) Owned Vehicles Maint. Charges - May 2026	01	4.84
	626642-060326	(1) Silverado EV Lease Payment - Jun 2026	12	1,080.93
	626642-060326	(16) Owned Vehicles Maint. Charges - Jun 2026	09	1,929.54
	626642-060326	(1) F-550 Dump Truck Maintenance Payment - Jun 2026	08	65.95
	626642-060326	(4) F-250 Lease Payment - Jun 2026	03	4,604.04
	626642-060326	(4) F-250 Maintenance Charges -Jun 2026	04	276.14
	626642-060326	(1) F-350 Lease Payment - Jun 2026	05	1,393.41
	626642-060326	(3) Ranger Lease Payment - Jun 2026	10	2,420.84
	626642-060326	(5) F-150 Maintenance Charges - Jun 2026	02	315.12
	626642-060326	(3) Ranger Maintenance Charges - Jun 2026	11	174.63
Total for this ACH Check for Vendor 11333:				18,651.90
ACH	10087	EDD	06/18/2026	
	0-958-829-392	PR Batch 00004.06.2026 State Income Tax		673.55
	0-958-829-392	PR Batch 00004.06.2026 CA SDI		25.60
Total for this ACH Check for Vendor 10087:				699.15

Check No	Vendor No Invoice No	Vendor Name Description	Check Date Reference	Check Amount
ACH	10094	U.S. Treasury	06/18/2026	
	270656930395766	PR Batch 00004.06.2026 Medicare Employee Portion		123.85
	270656930395766	PR Batch 00004.06.2026 FICA Employee Portion		529.57
	270656930395766	PR Batch 00004.06.2026 Medicare Employer Portion		123.85
	270656930395766	PR Batch 00004.06.2026 FICA Employer Portion		529.57
	270656930395766	PR Batch 00004.06.2026 Federal Income Tax		1,575.55
Total for this ACH Check for Vendor 10094:				2,882.39
17844	UB*06253	Andrew Granados Refund Check	06/18/2026	64.34
Total for Check Number 17844:				64.34
17845	UB*06254	Fares Kahalah Refund Check Refund Check Refund Check Refund Check	06/18/2026	0.01 0.01 0.01 0.01
Total for Check Number 17845:				0.04
17846	UB*06252	Porscha Phillips Refund Check Refund Check Refund Check Refund Check Refund Check Refund Check	06/18/2026	26.10 18.88 83.66 51.60 62.14 36.00
Total for Check Number 17846:				278.38
17847	AR-Tayl2 06182026 06182026 06182026 06182026	Taylor Morrison AR Refund - Tr 27971 Olivewood Project Closeout AR Refund - Tr 27971 Olivewood Project Closeout AR Refund - Tr 27971 Olivewood Project Closeout AR Refund - Tr 36783 Project Closeout	06/18/2026	214,789.56 42,667.81 87,056.74 22,671.14
Total for Check Number 17847:				367,185.25
17848	AR-Tri 06172026	Tri Pointe Homes Oversizing Agreement Reimbursement - Board Approved 06/10/2026	06/18/2026	1,158,147.75
Total for Check Number 17848:				1,158,147.75
17849	10000 256505 256505 256505 256506 256506 256506	A C Propane Co Propane Refill Feb 2026 - 13697 Oak Glen Rd Propane Refill Feb 2026 - 13697 Oak Glen Rd Propane Refill Feb 2026 - 13697 Oak Glen Rd Propane Refill Feb 2026 - 13695 Oak Glen Rd Propane Refill Feb 2026 - 13695 Oak Glen Rd Propane Refill Feb 2026 - 13695 Oak Glen Rd	06/18/2026	-583.78 583.78 583.78 252.35 252.35 -252.35
Total for Check Number 17849:				836.13
17850	10001 05312026 05312026 05312026 05312026 05312026 05312026	Action True Value Hardware Maint & Repair - General Building Supplies Maint & Repair - Pumping Equip Supplies Production Small Tools Supplies General Safety Supplies Meter Maint & Service Supplies Transmission & Distribution Small Tools Supplies	06/18/2026	48.64 68.91 24.77 35.53 49.15 86.13
Total for Check Number 17850:				313.13
17851	10144 LYUM1964138	AlSCO Inc Cleaning Mats/Air Fresheners 560 Magnolia Jun 2026	06/18/2026	55.15
Total for Check Number 17851:				55.15
17852	10420 1DHF-X1RD-F7TG 1DNF-NFFT-XT47 1PX1-H3QH-YMHF 1QWK-NKK4-Q7DW	Amazon Capital Services, Inc. Surge Protector - Main Office (20) Time Delay Fuse (4) Snake Gaiters Leg Guard Set (4) Flexible Solar Panels	06/18/2026	56.84 123.34 89.12 232.30
Total for Check Number 17852:				501.60

Check No	Vendor No Invoice No	Vendor Name Description	Check Date Reference	Check Amount
17853	10271	Beaumont Ace Home Center	06/18/2026	
	05312026	General Safety Supplies		157.29
	05312026	Transmission & Distribution Small Tools Supplies		474.79
	05312026	Backflow & Non-Potable Water Small Tools Supplies		26.28
	05312026	General Supplies		270.72
	05312026	Maint & Repair - Pipeline & Hydrants Supplies		109.76
	05312026	Maint & Repair - Pumping Equip Supplies		87.26
	05312026	Lab Testing Supplies		84.51
	05312026	Meter Maint & Service Supplies		169.77
	05312026	NCRF/Canyon Pond Maintenance Supplies		8.07
	05312026	Maint & Repair - General Equip Supplies		11.84
	05312026	Maint & Repair - General Building Supplies		429.23
	05312026	Landscape Maint Supplies		145.87
	05312026	Production Small Tools Supplies		122.22
	05312026	Maint & Repair - Fleet Supplies		46.32
Total for Check Number 17853:				2,143.93
17854	10249	CDW Government LLC	06/18/2026	
	AJ6EK8W	(5) 2026 Workstation Replacement Monitors		2,694.33
	AJ6EK8W	(3) 2026 Workstation Replacements		8,197.11
Total for Check Number 17854:				10,891.44
17855	10351	Cherry Valley Nursery & Landscape Supply	06/18/2026	
	T1-0439841	3/4" Grey Rock - Well 23		862.00
	T1-0439864	3/4" Grey Rock - Well 23		431.00
Total for Check Number 17855:				1,293.00
17856	10942	Diamond Environmental Services LP	06/18/2026	
	0006976744	(1) Rental and Service Portable Restroom 06/01-06/28/2026		99.29
	0006976745	(2) Rental and Service Handicap Portable Restroom 06/01-06/28/26		341.55
Total for Check Number 17856:				440.84
17857	10600	Gaicho Pest Control Inc.	06/18/2026	
	06022026	NCR I Rodent Control Jun 2026		1,000.00
Total for Check Number 17857:				1,000.00
17858	10303	Grainger Inc	06/18/2026	
	9935701038	(10) Multi-Purpose Grease - Wells		91.05
	9935701038	(2) Electrical Enclosure - Wells 12-14 Motor Savers		133.70
	9935701038	(2) Fuse block, Screw, Quickconnect,30A - Wells 12-14		85.19
	9935701038	(1) DIN Aluminum Rail - Wells 12-14 Electrical Boxes		11.91
Total for Check Number 17858:				321.85
17859	10398	Infosend, Inc	06/18/2026	
	310670	May 2026 Supply Charges for Utility Billing		830.44
	310670	May 2026 Processing Charges for Utility Billing		1,023.54
	310671	May 2026 Postage Charges for Utility Billing		6,381.42
Total for Check Number 17859:				8,235.40
17860	11100	Loomis Armored US, LLC	06/18/2026	
	13993618	Armored Truck Services - Jun 2026		428.87
Total for Check Number 17860:				428.87
17861	10573	O'Reilly Auto Parts	06/18/2026	
	2678-360967	Wiper Blades - Unit 12/OD 84,237		62.88
Total for Check Number 17861:				62.88
17862	10491	Rogers, Anderson, Malody & Scott, LLP	06/18/2026	
	81022	Annual Audit Services FY 2025 - May 2026		10,800.00
Total for Check Number 17862:				10,800.00
17863	10447	State Water Resources Control Board - DWOCF	06/18/2026	
	06162026	D3 Certification Fee - OP# 51277 - E Clark		90.00
Total for Check Number 17863:				90.00

Check No	Vendor No Invoice No	Vendor Name Description	Check Date Reference	Check Amount
17864	10824 208886790 208886790 208886790 208886790	U-Line (12) Milk Crates (15) Pallets (15) Safety Gloves Black (35) Safety Gloves Blue	06/18/2026	245.68 1,616.32 307.10 793.58
Total for Check Number 17864:				2,962.68
17865	11276 219	Universal Green, LLC Landscape Contract Services - May 2026	06/18/2026	5,040.00
Total for Check Number 17865:				5,040.00
17866	10421 6631083 6631083	Vulcan Materials Company Temp Asphalt - Service Line Leaks Temp Asphalt - Main Line Leaks	06/18/2026	1,519.03 1,519.02
Total for Check Number 17866:				3,038.05
17867	10651 49877	Weldors Supply and Steel, Inc Barrel Hinge - Hannon Gate	06/18/2026	81.88
Total for Check Number 17867:				81.88
17868	UB*06080 06162026	Charles Zaninovich Refund Check	06/18/2026	88.08
Total for Check Number 17868:				88.08
Total for 6/18/2026:				2,046,358.57
ACH	10781 10052 10063 10116 10224 10233 10274 10292 10338 10341 10409 10420 10477	Umpqua Bank Home Depot Credit Services Vermin Control Supplies - Phase II Truck Parking Screwdriver Set and Organizer - Unit 45 The Record Gazette NIB - Construction of Well 30 Verizon Wireless Services LLC Cell Phone/iPad Charges for Apr 2026 Legal Shield Monthly Prepaid Legal for Employees May 2026 Pro-Pipe & Supply Thread Seal Tape and Key Tite Trenching Shovel - Unit 65 Beaumont Chamber of Commerce Chamber Breakfast - Jun 2026 - D Slawson Chamber Breakfast - Jun 2026 - D Hoffman Chamber Breakfast - Jun 2026 - L Williams Association of California Water Agencies ACWA Region 9 Event - D Slawson ACWA Region 9 Event - L Williams ACWA Region 8 Event - A Ramirez ACWA Region 8 Event - D Slawson California Special Districts Association CSDA 2026 Annual Conference - J Covington - 08/24-08/27/2026 State Water Resources Control Board Storm Water Application - 11th Street and American Avenue Storm Water Application - 11th Street and American Avenue Stater Bros Ice - Heat Stress Safety Ice - Heat Stress Safety Amazon Capital Services, Inc. Office Supplies - Operations Office Supplies - Operations (5) Screen Protectors and Phone Cases Power Cord - UPS Server Room Office Supplies - Operations Stand Up Desk Converter - Ergonomic Safety Office Supplies - Operations (2) HDMI Cables Walgreens Insect Bite Protection - Weed Abatement	06/19/2026	63.46 378.57 554.55 1,193.12 67.80 322.32 27.76 25.00 25.00 25.00 130.00 130.00 85.00 85.00 890.00 102.75 102.75 38.73 38.73 34.68 43.63 55.87 72.56 64.04 215.49 23.69 113.78 16.15

Check No	Vendor No Invoice No	Vendor Name Description	Check Date Reference	Check Amount
	10546	Frontier Communications		
		04/25-05/24/2026 May FIOS/FAX 851 E 6th Street		384.99
		04/10-05/09/2026 Apr FIOS/FAX 12th/Palm		655.92
		04/25-05/24/2026 May FIOS/FAX 560 Magnolia Ave		571.50
	10596	Tractor Supply Co		
		Vegetation Killer - Landscaping		517.17
	10612	Paypro Global Inc		
		Helpdesk Software Annual License		399.00
	10623	WP Engine		
		Web Host for BCVWD Website May 2026		400.00
	10684	Ubiquity Networks		
		UniFi Hosting		29.00
	10692	MMSoft Design		
		Network Monitoring Software May 2026		1,491.41
		Network Monitoring Software May 2026		184.75
	10696	Innovative Document Solutions		
		Toner - Canon Image Runner		235.26
		Canon Image Runner 04/01-04/30/2026 Overage Charge		517.90
	10717	Tri-State Seminar LLC		
		Ti-State Seminar Registration - J Covington - 08/03-08/06/2026		99.00
	10722	Hilton Hotel		
		Hotel - ACWA Region 8 Event - A Ramirez - 06/26-06/27/2026		292.97
	10767	Alliance Trailer Corp		
		Hitch Locks - Compressors		66.48
	10784	Autodesk, Inc		
		Auto CAD Software 851 E 6th St - May 2026		1,080.00
		Auto CAD Software 851 E 6th St - May 2026		620.00
	10790	Microsoft		
		Monthly Microsoft Office License - May 2026		15.00
		Monthly Microsoft Office License - May 2026		16.40
		Monthly Microsoft Office License - May 2026		1,219.00
		Monthly Microsoft Office License - May 2026		450.00
	10815	BIA/Baldy View Chapter		
		BIA Conference Registration - L Williams - 08/14/2026		125.00
		BIA Conference Registration - D Slawson - 08/14/2026		125.00
		BIA Conference Registration - A Ramirez - 08/14/2026		125.00
	10817	AutoZone		
		Cleaning Supplies - District Trucks		75.47
	10825	Zoro.com		
		Valve Repair Kit - Drinking Fountain		101.12
	10840	Primo Brands Ready Fresh (Arrowhead)		
		Water - 04/23-05/22/2026 - 851 E 6th St		127.92
	10845	Harbor Freight Tools		
		Rubber Wheel Chock		72.63
		Auger Drill		317.80
	10870	BNi Building News		
		Public Works Construction Books - Engineering Office		497.54
	10892	Zoom Video Communications, Inc.		
		(10) Video Conference - June 2026		219.89
	10904	Radwell International, Inc.		
		Motor Saver - Well 12		916.30
	10918	Apple.com		
		Cloud Storage - iPads		9.99
	10926	SSD Alarm		
		Alarm Equip/Rent/Service/Monitor - 560 Magnolia		160.68
		Alarm Equip/Rent/Service/Monitor - 39500 Brookside Ave		172.59
		Alarm Equip/Rent/Service/Monitor - 815 12th St		138.57
		Alarm Equip/Rent/Service/Monitor - 39500 Brookside Ave		148.21
		Alarm Equip/Rent/Service/Monitor - 560 Magnolia		203.90
		Alarm Equip/Rent/Service/Monitor - 851 E. 6th St		107.04
		Alarm Equip/Rent/Service/Monitor - 815 12th St		67.51
		Alarm Equip/Rent/Service/Monitor - 11083 Cherry		81.97
		Alarm Equip/Rent/Service/Monitor - 560 Magnolia		282.13
		Access Control Services - 39500 Brookside Ave		88.30
	10978	Nextiva, Inc.		
		Monthly Phone Service May 2026		3,404.27
	11005	WaterWisePro Training, LLC		
		Treatment Exam Prep Course		300.00
	11027	Urban Water Institute, Inc		
		UWI Conference Registration - D Slawson - 08/19-08/21/2026		870.35
		UWI Conference Registration - L Williams - 08/19-08/21/2026		870.35

Check No	Vendor No Invoice No	Vendor Name Description	Check Date Reference	Check Amount
	11134	ICMA		
		10 Ways to a Sound Council - D Jagers		249.00
		Talking Policy with your Elected Officials - D Jagers		249.00
	11157	Francotyp-Postalia Inc		
		Quarterly Rental - Postage Machine		113.01
	11169	Space Exploration Technologies Corp		
		Back Up Internet - Jun 2026		165.00
		Back Up Internet - Jun 2026		810.00
		Back Up Internet - May 2026		830.00
	11193	Mitsogo, Inc		
		Cyber Security - iPads - May 2026		108.00
	11207	American Backflow Products Co.		
		Reed Hand Wheels and Puller Toolset		329.55
	11216	DNS Filter		
		Monthly Spam Filter - May 2026		225.00
	11233	Canva US, Inc		
		Graphic Design Software Subscription - Public Outreach		75.62
	11240	Adobe		
		Acrobat Pro Subscription June 2026		757.69
	11252	OpenAI, LLC		
		ChatGPT Subscription - May 2026		347.99
	11258	Otter.ai, Inc.		
		Otter Business Subscription - 05/04-06/04/2026		150.00
	11267	Enova Creative Business Solutions		
		Business Cards - Customer Service		81.88
		Business Cards - J Herrera		40.87
		Business Cards - J Bean		40.87
	11280	Constant Contact		
		Communication Subscription 04/05-05/04/2026		325.00
	11303	Angel Morales & Sons, Inc		
		AC Commercial Maintenance - Chestnut		183.00
		AC Commercial Maintenance - Server Room Main Office		183.00
	11327	DXP University Anaheim		
		(6) Diaphragms - Water Pumps		539.49
	11330	The Grandview at Las Vegas		
		Hotel - Tri-State Conf - J Covington - 08/03-08/06/2026		513.59
		Hotel - Tri-State Conf - J Covington - 08/02/2026		184.76
	11355	MaintainX		
		Inventory Control & License Software - Development Kit		6,195.00
	11375	Enercalc		
		Enercalc License - Engineering		199.00
	11378	Les Schwab Tires		
		(1) Tire - Vac Trailer		184.69
	11384	Anthropic, PBC		
		AI Technology Licensure		125.00
	11385	Arbiter Backflow		
		Fittings and Port Cleaner - Unit 45		230.56
	11389	Bearcat Warehouse		
		Antenna - Fire Scanner		57.99
	11390	Uniden America Corporation		
		Fire Scanner		754.24
	11391	All Security Equipment		
		Entry Key Pad - Well 29		564.46
	11392	CSI Inspection Services		
		Home Inspection - APN: 407-150-016		700.00
	11393	WP Mail SMTP		
		Annual Email Module Subscription - All Websites		199.00
	11394	Board Source		
		Publication - Building the Governance Partnership - D Jagers		45.00
	11395	PE Stamps		
		CA Professional Engineer Stamp - E Ward		30.00
Total for this ACH Check for Vendor 10781:				39,567.97
Total for 6/19/2026:				39,567.97
Report Total (148 checks):				3,841,427.37



**Beaumont-Cherry Valley Water District
Finance and Audit Committee Meeting
July 1, 2026**

Item 4d

STAFF REPORT

TO: Finance and Audit Committee
FROM: William Clayton, Finance Manager
SUBJECT: June 2026 Invoices Pending Approval

Staff Recommendation

Approve the pending invoices totaling \$12,729.00.

Background

Staff has reviewed the pending invoices and found the services rendered were acceptable to the District.

Fiscal Impact

There is a \$12,729.00 impact to the District which will be paid from the 2026 budget.

Attachment(s)

1. Richards Watson Gershon Invoice #258922
2. Richards Watson Gershon Invoice #258923

Staff Report prepared by William Clayton, Finance Manager



T 213.626.8484
F 213.626.0078
Fed. I.D. No. 95-3292015

350 South Grand Avenue
37th Floor
Los Angeles, CA 90071

CONFIDENTIAL

This material is subject to the attorney-client privilege and/or attorney work product protection, or otherwise is privileged or confidential. Do not disclose the contents hereof. Do not file with publicly-accessible records.

DAN JAGGERS, GENERAL MANAGER
BEAUMONT- CHERRY VALLEY WATER DISTRICT
560 MAGNOLIA AVENUE
BEAUMONT, CA 92223-2258

Invoice Date: June 11, 2026
Invoice Num.: 258922
Matter Number: [REDACTED]

[REDACTED] GENERAL COUNSEL SERVICES

For professional services rendered through May 31, 2026

Fees	12,405.00
Costs	0.00
Total Amount Due	\$12,405.00

TERMS: PAYMENT DUE UPON RECEIPT

PLEASE RETURN THIS PAGE WITH YOUR REMITTANCE TO

RICHARDS, WATSON & GERSHON
350 South Grand Avenue, 37th Floor
Los Angeles, CA 90071

RICHARDS WATSON GERSHON



T 213.626.8484
F 213.626.0078
Fed. I.D. No. 95-3292015

350 South Grand Avenue
37th Floor
Los Angeles, CA 90071

CONFIDENTIAL

This material is subject to the attorney-client privilege and/or attorney work product protection, or otherwise is privileged or confidential. Do not disclose the contents hereof. Do not file with publicly-accessible records.

BEAUMONT-CHERRY VALLEY WATER DISTRICT
DAN JAGGERS, GENERAL MANAGER
560 MAGNOLIA AVENUE
BEAUMONT, CA 92223-2258

Invoice Date: June 11, 2026
Invoice Num.: 258923
Matter Number: [REDACTED]

[REDACTED] [REDACTED]

For professional services rendered through May 31, 2026

Fees	324.00
Costs	0.00
Total Amount Due	\$324.00

TERMS: PAYMENT DUE UPON RECEIPT

PLEASE RETURN THIS PAGE WITH YOUR REMITTANCE TO

RICHARDS, WATSON & GERSHON
350 South Grand Avenue, 37th Floor
Los Angeles, CA 90071

RICHARDS WATSON GERSHON

Payroll

Timecard Proof List

Date Range: 05/01/2026 to 05/31/2026

Beaumont-Cherry Valley Water District

560 Magnolia Avenue
Beaumont CA 92223
(951) 845-9581
www.bcvwd.org



Pay	Date	Per Diem	Reimbursement Cost	# of Meetings YTD	
Employee No: 170 Slawson, Daniel					
San Gorgonio Pass Water Agency Meeting	5/4/2026	\$296.40			
Chamber Breakfast	5/6/2026	\$296.40			
Regular Board Meeting	5/13/2026	\$296.40			
CSDA Webinar: Vision to Action: Special District Planning for Impacy	5/19/2026	\$296.40			
Building Industry Association Inland Empire Mid Year Economic Update 2026	5/20/2026	\$296.40	\$54.09		
CSDA Webinar: Bridge the Gap: Interim Financing Solutions for your Agency's Needs	5/21/2026	\$296.40			
San Gorgonio Pass Regional Water Alliance	5/27/2026	\$296.40			
Engineering Workshop	5/28/2026	\$296.40			
Employee No: 170	Total Meetings for May	8	\$2,371.20 Total Reimbursements	\$54.09	30
Employee No: 178 Hoffman, David					
Chamber Breakfast	5/6/2026	\$296.40			
Finance & Audit Committee	5/7/2026	\$296.40			
Regular Board Meeting	5/13/2026	\$296.40			
CSDA Webinar: Vision to Action: Special District Planning for Impacy	5/19/2026	\$296.40			
Engineering Workshop	5/28/2026	\$296.40			
Employee No: 178	Total Meetings for May	5	\$1,482.00 Total Reimbursements	\$0.00	25
Employee No: 179 Covington, John					
Regular Board Meeting	5/13/2026	\$296.40			
Personnel Committee	5/19/2026	\$296.40			
Employee No: 179	Total Meetings for May	2	\$592.80 Total Reimbursements	\$0.00	19
Employee No: 193 Ramirez, Andy					
Regular Board Meeting	5/13/2026	\$296.40			
CSDA Webinar: Bridge the Gap: Interim Financing Solutions for your Agency's Needs	5/21/2026	\$296.40			
Engineering Workshop	5/28/2026	\$296.40			
Employee No: 193	Total Meetings for May	3	\$889.20 Total Reimbursements	\$0.00	28
Employee No: 214 Williams, Lona					
Chamber Breakfast	5/6/2026	\$296.40			
Finance & Audit Committee	5/7/2026	\$296.40			
Regular Board Meeting	5/13/2026	\$296.40			
Personnel Committee	5/19/2026	\$296.40			
Building Industry Association Inland Empire Mid Year Economic Update 2026	5/20/2026	\$296.40	\$55.68		
Engineering Workshop	5/28/2026	\$296.40			
Employee No: 214	Total Meetings for May	6	\$1,778.40 Total Reimbursements	\$55.68	34



Beaumont-Cherry Valley Water District
Finance & Audit Committee Meeting
May 7, 2026
Sign-In Sheet

By signing this document, I am verifying that I have attended the meeting and am authorized to receive per diem for my attendance in accordance with District Policy.

Name

Signature

Secretary David Hoffman Employee #178	
President Lona Williams Employee #214	
Alternate Covington (Alternate) Employee #179	

The stipend for this meeting will be paid on 5/21/2026



Beaumont-Cherry Valley Water District
Regular Board Meeting
May 13, 2026
Sign-In Sheet

By signing this document, I am verifying that I have attended the meeting and am authorized to receive per diem for my attendance in accordance with District Policy.

Name

Signature

President Lona Williams Employee #214	
Vice-President Andy Ramirez Employee #193	
Secretary David Hoffman Employee #178	
Treasurer John Covington Employee #179	
Director Daniel Slawson Employee #170	

The stipend for this meeting will be paid on 05/21/2026



Beaumont-Cherry Valley Water District

Personnel Committee Meeting
May 19, 2026
Sign-In Sheet

By signing this document I am verifying that I have attended the meeting and am authorized to receive per diem for my attendance in accordance with District Policy.

Name

Signature

John Covington Employee #179	
Lona Williams Employee #214	
Andy Ramirez (Alternate) Employee #193	

The stipend for this meeting will be paid on 06/04/2026



Beaumont-Cherry Valley Water District
Engineering Workshop Meeting
May 28, 2026
Sign-In Sheet

By signing this document, I am verifying that I have attended the meeting and am authorized to receive per diem for my attendance in accordance with District Policy.

Name

Signature

President Lona Williams Employee #214	
Vice-President Andy Ramirez Employee #193	
Secretary David Hoffman Employee #178	
Treasurer John Covington Employee #179	
Director Daniel Slawson Employee #170	

The stipend for this meeting will be paid on 06/04/2026

Beaumont-Cherry Valley Water District

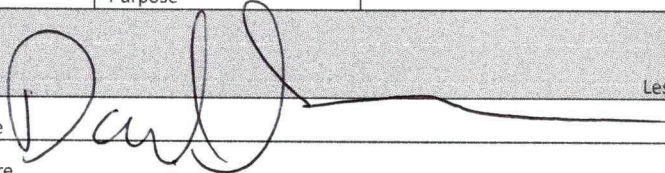
Record of Board Member Expenses/Claim Form for Reimbursement
(Conferences, Meetings, Travels)

Name	Director Daniel Slawson			Division	3	Member ID- Director #	170	
Email (optional)				Department- Board of Directors (110)				
BCVWD Meeting Type	Attended	Date	Location of Meeting	Amount				
Regular Board Meeting (including Engineering Workshop)	<input type="checkbox"/>			\$296.40 per diem per day				
Finance & Audit Committee Meeting	<input type="checkbox"/>			\$296.40 per diem per day				
Personnel Committee Meeting	<input type="checkbox"/>			\$296.40 per diem per day				
Ad Hoc Communications Meeting	<input type="checkbox"/>			\$296.40 per diem per day				
Collaborative Agency Meeting (BCV-Parks Admin)	<input type="checkbox"/>			\$296.40 per diem per day				
San Gorgonio Pass Water Alliance Meeting	<input type="checkbox"/>			\$296.40 per diem per day				
Special Board Meeting	<input type="checkbox"/>			\$296.40 per diem per day				
Director Training: _____	<input type="checkbox"/>			\$296.40 per diem per day				
Other: SGPWA	<input checked="" type="checkbox"/>	5-4-26	SGPWA/zoom	\$296.40 per diem per day				
Other: _____	<input type="checkbox"/>			\$296.40 per diem per day				
Is this request to be paid on a meeting not listed under the current Policy? <input type="checkbox"/> Yes <input type="checkbox"/> No								
Expenses	Dates	Details				Amount		
Transportation		<input type="checkbox"/> Taxi/Rental	<input type="checkbox"/> Air	<input type="checkbox"/> Other	\$			
		<input type="checkbox"/> Taxi/Rental	<input type="checkbox"/> Air	<input type="checkbox"/> Other	\$			
Own Car		Mileage at 72.5 cents per mile (2026) _____ miles				\$		
Lodging		Location: _____				\$		
		Location: _____				\$		
Meals		Not to exceed U.S. Dept of General Services, Policy No. 4070.7 / attached receipts for each				\$		
Conference fees		Purpose				\$		
		Purpose				\$		
Other		Purpose				\$		
		Purpose				\$		
Subtotal						\$		
Less amount paid by company						\$		
Director Signature						Date 5-4-26		
Approver Signature _____						Date _____		

Please attach original receipts for all listed expenses, sign the form and send to the Accounting Department. See information at the back of this form for approved Per Diems and Expenses for Board Members

Beaumont-Cherry Valley Water District


Record of Board Member Expenses/Claim Form for Reimbursement
(Conferences, Meetings, Travels)

Name	Director Daniel Slawson			Division	3	Member ID- Director #	170
Email (optional)				Department-	Board of Directors (110)		
BCVWD Meeting Type	Attended	Date	Location of Meeting	Amount			
Regular Board Meeting (including Engineering Workshop)	<input type="checkbox"/>			\$296.40 per diem per day			
Finance & Audit Committee Meeting	<input type="checkbox"/>			\$296.40 per diem per day			
Personnel Committee Meeting	<input type="checkbox"/>			\$296.40 per diem per day			
Ad Hoc Communications Meeting	<input type="checkbox"/>			\$296.40 per diem per day			
Collaborative Agency Meeting (BCV-Parks Admin)	<input type="checkbox"/>			\$296.40 per diem per day			
San Gorgonio Pass Water Alliance Meeting	<input type="checkbox"/>			\$296.40 per diem per day			
Special Board Meeting	<input type="checkbox"/>			\$296.40 per diem per day			
Director Training: _____	<input type="checkbox"/>			\$296.40 per diem per day			
Other: Chamber breakfast	<input checked="" type="checkbox"/>	5-6-26	Tukwet	\$296.40 per diem per day			
Other: _____	<input type="checkbox"/>			\$296.40 per diem per day			
Is this request to be paid on a meeting not listed under the current Policy? <input type="checkbox"/> Yes <input type="checkbox"/> No							
Expenses	Dates	Details				Amount	
Transportation		<input type="checkbox"/> Taxi/Rental	<input type="checkbox"/> Air	<input type="checkbox"/> Other		\$	
		<input type="checkbox"/> Taxi/Rental	<input type="checkbox"/> Air	<input type="checkbox"/> Other		\$	
Own Car		Mileage at 72.5 cents per mile (2026) _____ miles				\$	
Lodging		Location: _____				\$	
		Location: _____				\$	
Meals		Not to exceed U.S. Dept of General Services, Policy No. 4070.7 / attached receipts for each				\$	
Conference fees		Purpose _____				\$	
		Purpose _____				\$	
Other		Purpose _____				\$	
		Purpose _____				\$	
Subtotal						\$	
Less amount paid by company						\$	
Director Signature						Date 5-6-26	
Approver Signature						Date	

Please attach original receipts for all listed expenses, sign the form and send to the Accounting Department. See information at the back of this form for approved Per Diems and Expenses for Board Members

Beaumont-Cherry Valley Water District


Record of Board Member Expenses/Claim Form for Reimbursement
(Conferences, Meetings, Travels)

Name	Director Daniel Slawson			Division	3	Member ID- Director #	170
Email (optional)				Department-	Board of Directors (110)		
BCVWD Meeting Type	Attended	Date	Location of Meeting	Amount			
Regular Board Meeting (including Engineering Workshop)	<input type="checkbox"/>			\$296.40 per diem per day			
Finance & Audit Committee Meeting	<input type="checkbox"/>			\$296.40 per diem per day			
Personnel Committee Meeting	<input type="checkbox"/>			\$296.40 per diem per day			
Ad Hoc Communications Meeting	<input type="checkbox"/>			\$296.40 per diem per day			
Collaborative Agency Meeting (BCV-Parks Admin)	<input type="checkbox"/>			\$296.40 per diem per day			
San Gorgonio Pass Water Alliance Meeting	<input type="checkbox"/>			\$296.40 per diem per day			
Special Board Meeting	<input type="checkbox"/>			\$296.40 per diem per day			
Director Training: _____	<input type="checkbox"/>			\$296.40 per diem per day			
Other: CSDA webinar - Vision to Action	<input checked="" type="checkbox"/>	5-19-26	zoom	\$296.40 per diem per day			
Other: _____	<input type="checkbox"/>			\$296.40 per diem per day			
Is this request to be paid on a meeting not listed under the current Policy? <input type="checkbox"/> Yes <input type="checkbox"/> No							
Expenses	Dates	Details				Amount	
Transportation		<input type="checkbox"/> Taxi/Rental	<input type="checkbox"/> Air	<input type="checkbox"/> Other		\$	
		<input type="checkbox"/> Taxi/Rental	<input type="checkbox"/> Air	<input type="checkbox"/> Other		\$	
Own Car		Mileage at 72.5 cents per mile (2026) _____ miles				\$	
Lodging		Location: _____				\$	
		Location: _____				\$	
Meals		Not to exceed U.S. Dept of General Services, Policy No. 4070.7 / attached receipts for each				\$	
Conference fees		Purpose				\$	
		Purpose				\$	
Other		Purpose				\$	
		Purpose				\$	
Subtotal						\$	
Less amount paid by company						\$	
Director Signature						Date 5-19-26	
Approver Signature						Date	

Please attach original receipts for all listed expenses, sign the form and send to the Accounting Department. See information at the back of this form for approved Per Diems and Expenses for Board Members

Beaumont-Cherry Valley Water District


Record of Board Member Expenses/Claim Form for Reimbursement
(Conferences, Meetings, Travels)

Name	Director Daniel Slawson			Division	3	Member ID- Director #	170
Email (optional)				Department- Board of Directors (110)			
BCVWD Meeting Type	Attended	Date	Location of Meeting	Amount			
Regular Board Meeting (including Engineering Workshop)	<input type="checkbox"/>			\$296.40 per diem per day			
Finance & Audit Committee Meeting	<input type="checkbox"/>			\$296.40 per diem per day			
Personnel Committee Meeting	<input type="checkbox"/>			\$296.40 per diem per day			
Ad Hoc Communications Meeting	<input type="checkbox"/>			\$296.40 per diem per day			
Collaborative Agency Meeting (BCV-Parks Admin)	<input type="checkbox"/>			\$296.40 per diem per day			
San Gorgonio Pass Water Alliance Meeting	<input type="checkbox"/>			\$296.40 per diem per day			
Special Board Meeting	<input type="checkbox"/>			\$296.40 per diem per day			
Director Training: _____	<input type="checkbox"/>			\$296.40 per diem per day			
Other: BIA economic update	<input checked="" type="checkbox"/>	5-20-26	Skyview event center	\$296.40 per diem per day			
Other: _____	<input type="checkbox"/>			\$296.40 per diem per day			
Is this request to be paid on a meeting not listed under the current Policy? <input type="checkbox"/> Yes <input type="checkbox"/> No							
Expenses	Dates	Details				Amount	
Transportation		<input type="checkbox"/> Taxi/Rental	<input type="checkbox"/> Air	<input type="checkbox"/> Other			
		<input type="checkbox"/> Taxi/Rental	<input type="checkbox"/> Air	<input type="checkbox"/> Other			
Own Car	5-20-26	Mileage at 72.5 cents per mile (2026) 76.4 miles				\$ 55.39	
Lodging		Location:				\$	
		Location:				\$	
Meals		Not to exceed U.S. Dept of General Services, Policy No. 4070.7 / attached receipts for each				\$	
Conference fees		Purpose				\$	
		Purpose				\$	
Other		Purpose				\$	
		Purpose				\$	
Subtotal						\$	
Less amount paid by company						\$	
Director Signature						Date 5-21-26	
Approver Signature						Date	

Please attach original receipts for all listed expenses, sign the form and send to the Accounting Department. See information at the back of this form for approved Per Diems and Expenses for Board Members

Beaumont-Cherry Valley Water District


Record of Board Member Expenses/Claim Form for Reimbursement
(Conferences, Meetings, Travels)

Name	Director Daniel Slawson			Division 3	Member ID- Director # 170
Email (optional)				Department- Board of Directors (110)	
BCVWD Meeting Type	Attended	Date	Location of Meeting	Amount	
Regular Board Meeting (including Engineering Workshop)	<input type="checkbox"/>			\$296.40 per diem per day	
Finance & Audit Committee Meeting	<input type="checkbox"/>			\$296.40 per diem per day	
Personnel Committee Meeting	<input type="checkbox"/>			\$296.40 per diem per day	
Ad Hoc Communications Meeting	<input type="checkbox"/>			\$296.40 per diem per day	
Collaborative Agency Meeting (BCV-Parks Admin)	<input type="checkbox"/>			\$296.40 per diem per day	
San Gorgonio Pass Water Alliance Meeting	<input type="checkbox"/>			\$296.40 per diem per day	
Special Board Meeting	<input type="checkbox"/>			\$296.40 per diem per day	
Director Training: _____	<input type="checkbox"/>			\$296.40 per diem per day	
Other: CSDA bridging the gap	<input checked="" type="checkbox"/>	5-21-26	zoom	\$296.40 per diem per day	
Other: _____	<input type="checkbox"/>			\$296.40 per diem per day	
Is this request to be paid on a meeting not listed under the current Policy? <input type="checkbox"/> Yes <input type="checkbox"/> No					
Expenses	Dates	Details			Amount
Transportation		<input type="checkbox"/> Taxi/Rental	<input type="checkbox"/> Air	<input type="checkbox"/> Other	\$
		<input type="checkbox"/> Taxi/Rental	<input type="checkbox"/> Air	<input type="checkbox"/> Other	\$
Own Car		Mileage at 72.5 cents per mile (2026) _____ miles			\$
Lodging		Location: _____			\$
		Location: _____			\$
Meals		Not to exceed U.S. Dept of General Services, Policy No. 4070.7 / attached receipts for each			\$
Conference fees		Purpose			\$
		Purpose			\$
Other		Purpose			\$
		Purpose			\$
Subtotal					\$
Less amount paid by company					\$
Director Signature					Date 5-21-26
Approver Signature					Date

Please attach original receipts for all listed expenses, sign the form and send to the Accounting Department. See information at the back of this form for approved Per Diems and Expenses for Board Members

Beaumont-Cherry Valley Water District

Record of Board Member Expenses/Claim Form for Reimbursement
(Conferences, Meetings, Travels)

Name	Director Daniel Slawson			Division	3	Member ID- Director #	170
Email (optional)				Department-	Board of Directors (110)		
BCVWD Meeting Type	Attended	Date	Location of Meeting	Amount			
Regular Board Meeting (including Engineering Workshop)	<input type="checkbox"/>			\$296.40 per diem per day			
Finance & Audit Committee Meeting	<input type="checkbox"/>			\$296.40 per diem per day			
Personnel Committee Meeting	<input type="checkbox"/>			\$296.40 per diem per day			
Ad Hoc Communications Meeting	<input type="checkbox"/>			\$296.40 per diem per day			
Collaborative Agency Meeting (BCV-Parks Admin)	<input type="checkbox"/>			\$296.40 per diem per day			
San Gorgonio Pass Water Alliance Meeting	<input checked="" type="checkbox"/>	5-27-26	zoom	\$296.40 per diem per day			
Special Board Meeting	<input type="checkbox"/>			\$296.40 per diem per day			
Director Training: _____	<input type="checkbox"/>			\$296.40 per diem per day			
Other: _____	<input type="checkbox"/>			\$296.40 per diem per day			
Other: _____	<input type="checkbox"/>			\$296.40 per diem per day			
Is this request to be paid on a meeting not listed under the current Policy? <input type="checkbox"/> Yes <input type="checkbox"/> No							
Expenses	Dates	Details				Amount	
Transportation		<input type="checkbox"/> Taxi/Rental	<input type="checkbox"/> Air	<input type="checkbox"/> Other		\$	
		<input type="checkbox"/> Taxi/Rental	<input type="checkbox"/> Air	<input type="checkbox"/> Other		\$	
Own Car		Mileage at 72.5 cents per mile (2026) _____ miles				\$	
Lodging		Location: _____				\$	
		Location: _____				\$	
Meals		Not to exceed U.S. Dept of General Services, Policy No. 4070.7 / attached receipts for each				\$	
Conference fees		Purpose				\$	
		Purpose				\$	
Other		Purpose				\$	
		Purpose				\$	
Subtotal						\$	
Less amount paid by company						\$	
Director Signature						Date 6-1-26	
Approver Signature						Date	

Please attach original receipts for all listed expenses, sign the form and send to the Accounting Department. See information at the back of this form for approved Per Diems and Expenses for Board Members

Beaumont-Cherry Valley Water District


Record of Board Member Expenses/Claim Form for Reimbursement
(Conferences, Meetings, Travels)

Name	Director David Hoffman			Division	5	Member ID- Director #	178
Email (optional)				Department- Board of Directors (110)			
BCVWD Meeting Type	Attended	Date	Location of Meeting	Amount			
Regular Board Meeting (including Engineering Workshop)	<input type="checkbox"/>			\$296.40 per diem per day			
Finance & Audit Committee Meeting	<input type="checkbox"/>			\$296.40 per diem per day			
Personnel Committee Meeting	<input type="checkbox"/>			\$296.40 per diem per day			
Ad Hoc Communications Meeting	<input type="checkbox"/>			\$296.40 per diem per day			
Collaborative Agency Meeting (BCV-Parks Admin)	<input type="checkbox"/>			\$296.40 per diem per day			
San Gorgonio Pass Water Alliance Meeting	<input type="checkbox"/>			\$296.40 per diem per day			
Special Board Meeting	<input type="checkbox"/>			\$296.40 per diem per day			
Director Training:	<input type="checkbox"/>			\$296.40 per diem per day			
Other: <i>Chamber breakfast</i>	<input checked="" type="checkbox"/>	<i>5-6-26</i>	<i>golf course clubhouse</i>	\$296.40 per diem per day			
Other:	<input type="checkbox"/>			\$296.40 per diem per day			
Is this request to be paid on a meeting not listed under the current Policy? <input type="checkbox"/> Yes <input type="checkbox"/> No							
Expenses	Dates	Details					Amount
Transportation		<input type="checkbox"/> Taxi/Rental	<input type="checkbox"/> Air	<input type="checkbox"/> Other			\$
		<input type="checkbox"/> Taxi/Rental	<input type="checkbox"/> Air	<input type="checkbox"/> Other			\$
Own Car		Mileage at 72.5 cents per mile (2026) _____ miles					\$
Lodging		Location: _____					\$
		Location: _____					\$
Meals		Not to exceed U.S. Dept of General Services, Policy No. 4070.7 / attached receipts for each					\$
Conference fees		Purpose				\$	
		Purpose				\$	
Other		Purpose				\$	
		Purpose				\$	
Subtotal						\$	
Less amount paid by company						\$	
Director Signature	<i>David Hoffman</i>					Date	<i>5-7-26</i>
Approver Signature						Date	

Please attach original receipts for all listed expenses, sign the form and send to the Accounting Department. See information at the back of this form for approved Per Diems and Expenses for Board Members

Beaumont-Cherry Valley Water District


Record of Board Member Expenses/Claim Form for Reimbursement
(Conferences, Meetings, Travels)

Name	Director David Hoffman			Division	5	Member ID- Director #	178
Email (optional)				Department-	Board of Directors (110)		
BCVWD Meeting Type	Attended	Date	Location of Meeting	Amount			
Regular Board Meeting (including Engineering Workshop)	<input type="checkbox"/>			\$296.40 per diem per day			
Finance & Audit Committee Meeting	<input type="checkbox"/>			\$296.40 per diem per day			
Personnel Committee Meeting	<input type="checkbox"/>			\$296.40 per diem per day			
Ad Hoc Communications Meeting	<input type="checkbox"/>			\$296.40 per diem per day			
Collaborative Agency Meeting (BCV-Parks Admin)	<input type="checkbox"/>			\$296.40 per diem per day			
San Gorgonio Pass Water Alliance Meeting	<input type="checkbox"/>			\$296.40 per diem per day			
Special Board Meeting	<input type="checkbox"/>			\$296.40 per diem per day			
Director Training:	<input type="checkbox"/>			\$296.40 per diem per day			
Other: <u>CSDA webinar</u>	<input checked="" type="checkbox"/>	<u>5-19-26</u>	<u>on-line zoom</u>	\$296.40 per diem per day			
Other:	<input type="checkbox"/>			\$296.40 per diem per day			
Is this request to be paid on a meeting not listed under the current Policy? <input type="checkbox"/> Yes <input type="checkbox"/> No							
Expenses	Dates	Details					Amount
Transportation		<input type="checkbox"/> Taxi/Rental	<input type="checkbox"/> Air	<input type="checkbox"/> Other			\$
		<input type="checkbox"/> Taxi/Rental	<input type="checkbox"/> Air	<input type="checkbox"/> Other			\$
Own Car		Mileage at 72.5 cents per mile (2026) _____ miles					\$
Lodging		Location: _____					\$
		Location: _____					\$
Meals		Not to exceed U.S. Dept of General Services, Policy No. 4070.7 / attached receipts for each					\$
Conference fees		Purpose					\$
		Purpose					\$
Other		Purpose					\$
		Purpose					\$
						Subtotal	\$
						Less amount paid by company	\$
Director Signature						Date	<u>5-20-26</u>
Approver Signature						Date	

Please attach original receipts for all listed expenses, sign the form and send to the Accounting Department. See information at the back of this form for approved Per Diems and Expenses for Board Members

Beaumont-Cherry Valley Water District

Record of Board Member Expenses/Claim Form for Reimbursement
(Conferences, Meetings, Travels)

Name	Director Andy Ramirez			Division	1	Member ID- Director #	193
Email (optional)				Department-	Board of Directors (110)		
BCVWD Meeting Type	Attended	Date	Location of Meeting	Amount			
Regular Board Meeting (including Engineering Workshop)	<input type="checkbox"/>			\$296.40 per diem per day			
Finance & Audit Committee Meeting	<input type="checkbox"/>			\$296.40 per diem per day			
Personnel Committee Meeting	<input type="checkbox"/>			\$296.40 per diem per day			
Ad Hoc Communications Meeting	<input type="checkbox"/>			\$296.40 per diem per day			
Collaborative Agency Meeting (BCV-Parks Admin)	<input type="checkbox"/>			\$296.40 per diem per day			
San Gorgonio Pass Water Alliance Meeting	<input type="checkbox"/>			\$296.40 per diem per day			
Special Board Meeting	<input type="checkbox"/>			\$296.40 per diem per day			
Director Training: _____	<input type="checkbox"/>			\$296.40 per diem per day			
CSDABridging the Gap Webinar Handout Other: _____	<input checked="" type="checkbox"/>	5/21	online	\$296.40 per diem per day			
Other: _____	<input type="checkbox"/>			\$296.40 per diem per day			
Is this request to be paid on a meeting not listed under the current Policy? <input type="checkbox"/> Yes <input type="checkbox"/> No							
Expenses	Dates	Details				Amount	
Transportation		<input type="checkbox"/> Taxi/Rental	<input type="checkbox"/> Air	<input type="checkbox"/> Other	\$		
		<input type="checkbox"/> Taxi/Rental	<input type="checkbox"/> Air	<input type="checkbox"/> Other	\$		
Own Car		Mileage at 72.5 cents per mile (2026) _____ miles				\$	
Lodging		Location: _____				\$	
		Location: _____				\$	
Meals		Not to exceed U.S. Dept of General Services, Policy No. 4070.7 / attached receipts for each				\$	
Conference fees		Purpose				\$	
		Purpose				\$	
Other		Purpose				\$	
		Purpose				\$	
Subtotal						\$	
Less amount paid by company						\$	
Director Signature						Date 5/22/26	
Approver Signature						Date	

Please attach original receipts for all listed expenses, sign the form and send to the Accounting Department. See information at the back of this form for approved Per Diems and Expenses for Board Members

Beaumont-Cherry Valley Water District

Record of Board Member Expenses/Claim Form for Reimbursement
(Conferences, Meetings, Travels)

Name	Director Lona Williams	Division	2 Member ID- Director # 214	
Email (optional)		Department- Board of Directors (110)		
BCVWD Meeting Type	Attended	Date	Location of Meeting	Amount
Regular Board Meeting (Including Engineering Workshop)	<input type="checkbox"/>			\$296.40 per diem per day
Finance & Audit Committee Meeting	<input type="checkbox"/>			\$296.40 per diem per day
Personnel Committee Meeting	<input type="checkbox"/>			\$296.40 per diem per day
Ad Hoc Communications Meeting	<input type="checkbox"/>			\$296.40 per diem per day
Collaborative Agency Meeting (BCV-Parks Admin)	<input type="checkbox"/>			\$296.40 per diem per day
San Geronio Pass Water Alliance Meeting	<input type="checkbox"/>			\$296.40 per diem per day
Special Board Meeting	<input type="checkbox"/>			\$296.40 per diem per day
Director Training:	<input type="checkbox"/>			\$296.40 per diem per day
Other: Chamber Breakfast	<input checked="" type="checkbox"/>	5/6/2026	Inkwet	\$296.40 per diem per day
Other:	<input type="checkbox"/>			\$296.40 per diem per day

Is this request to be paid on a meeting not listed under the current Policy? Yes No

Expenses	Dates	Details	Amount
Transportation		<input type="checkbox"/> Taxi/Rental <input type="checkbox"/> Air <input type="checkbox"/> Other	\$
		<input type="checkbox"/> Taxi/Rental <input type="checkbox"/> Air <input type="checkbox"/> Other	\$
Own Car		Mileage at 72.5 cents per mile (2026) _____ miles	\$
Lodging		Location: _____	\$
		Location: _____	\$
Meals		Not to exceed U.S. Dept of General Services, Policy No. 4070.7 / attached receipts for each	\$
Conference fees		Purpose _____	\$
		Purpose _____	\$
Other		Purpose _____	\$
		Purpose _____	\$

Subtotal

\$

Less amount paid by company

\$

Director Signature	Date 5/18/2026
Approver Signature _____	Date _____

Please attach original receipts for all listed expenses, sign the form and send to the Accounting Department. See information at the back of this form for approved Per Diems and Expenses for Board Members

Beaumont-Cherry Valley Water District

Record of Board Member Expenses/Claim Form for Reimbursement
(Conferences, Meetings, Travels)

Name	Director Lona Williams	Division	2	Member ID- Director #	214
Email (optional)		Department- Board of Directors (110)			
BCVWD Meeting Type	Attended	Date	Location of Meeting	Amount	
Regular Board Meeting (including Engineering Workshop)	<input type="checkbox"/>			\$296.40 per diem per day	
Finance & Audit Committee Meeting	<input type="checkbox"/>			\$296.40 per diem per day	
Personnel Committee Meeting	<input type="checkbox"/>			\$296.40 per diem per day	
Ad Hoc Communications Meeting	<input type="checkbox"/>			\$296.40 per diem per day	
Collaborative Agency Meeting (BCV-Parks Admin)	<input type="checkbox"/>			\$296.40 per diem per day	
San Geronio Pass Water Alliance Meeting	<input type="checkbox"/>			\$296.40 per diem per day	
Special Board Meeting	<input type="checkbox"/>			\$296.40 per diem per day	
Director Training:	<input type="checkbox"/>			\$296.40 per diem per day	
Other: <u>BIA Training</u>	<input checked="" type="checkbox"/>	<u>5/20/20</u>	<u>Jurupa, CA</u>	\$296.40 per diem per day	
Other:	<input type="checkbox"/>			\$296.40 per diem per day	

Is this request to be paid on a meeting not listed under the current Policy? Yes No

Expenses	Dates	Details			Amount
Transportation		<input type="checkbox"/> Taxi/Rental	<input type="checkbox"/> Air	<input type="checkbox"/> Other	\$
		<input type="checkbox"/> Taxi/Rental	<input type="checkbox"/> Air	<input type="checkbox"/> Other	\$
Own Car	<u>5/20</u>	Mileage at 72.5 cents per mile (2026)		<u>80 miles RT</u>	\$ <u>\$58-</u>
Lodging		Location:			\$
		Location:			\$
Meals		Not to exceed U.S. Dept of General Services, Policy No. 4070.7 / attached receipts for each			\$
Conference fees		Purpose			\$
		Purpose			\$
Other		Purpose			\$
		Purpose			\$

Subtotal \$ 354.40

Less amount paid by company \$

Director Signature	Date <u>4/1/2026</u>
Approver Signature	Date

Please attach original receipts for all listed expenses, sign the form and send to the Accounting Department. See information at the back of this form for approved Per Diems and Expenses for Board Members



**Beaumont-Cherry Valley Water District
Finance & Audit Committee Meeting
July 1, 2026**

Item 6

STAFF REPORT

TO: Finance and Audit Committee
FROM: Dan Jagers, General Manager
SUBJECT: Report on Director Event Attendance

Staff Recommendation

Receive and file

Executive Summary

This report serves to document the responses of Board members to opportunities for attendance at various events.

DAY	EVENT	Estimated Cost	Vote?	COVINGTON	HOFFMAN	RAMIREZ	SLAWSON	WILLIAMS
6/10-11	CSDA workshop: Overview of Special District Laws	\$ 265.00				YES		MAYBE
17-Jun	CSDA Webinar: SB 827 Fiscal and Financial Training	\$ -		YES	NO**	NO**	YES	
18-Jun	CSDA Webinar: Copyright, Trademark & Brands	\$ -			YES	YES	YES	YES
24-Jun	CSDA In-Person Workshop: Governance	\$ 1,078.00				MAYBE		
26-Jun	ACWA Region 8 event - Pasadena	\$ 1,373.00	APR			YES		
1-Jul	Beaumont Chamber Breakfast	\$ 25.00						
17-Jul	ACWA Region 9 event - Temecula	\$ 130.00				MAYBE	YES	YES
21-Jul	CSDA Webinar: Federal Policy Shifts	\$ -			YES*			
5-Aug	Beaumont Chamber Breakfast	\$ 25.00						
8/3-6	Tri State Seminar (Las Vegas)	\$ 2,656.00		YES		MAYBE	MAYBE	MAYBE
14-Aug	BIA So Cal Water Conference	\$ 125.00				YES	YES	YES
8/19-21	Urban Water Institute (Coronado)	\$ 3,043.80		MAYBE		MAYBE	YES	YES
8/24-27	CSDA Annual Conference (Indian Wells)	\$ 2,859.00		YES				
8-Sep	CSDA Webinar: Securing Your Greatness	\$ -						
9-Sep	CSDA In-Person Workshop: Governance	\$ 75.00						
9/13-16	Special District Leadership Academy (SLO)	\$ 3,500.00						
22-Sep	CSDA Webinar: Difficult Conversations	\$ -						
(APR = Approved by vote) (NOT = Not approved)			(REQ = Vote required for approval)					
<i>*Director Ramirez requested to be registered for all online seminars</i>								
<i>**Directors Hoffman and Ramirez have completed this required training</i>								

The items in orange required a vote for approval of payment of expenses and per diem.

Staff Report prepared by Lynda Kerney, Executive Assistant