



BEAUMONT-CHERRY VALLEY WATER DISTRICT
560 Magnolia Avenue, Beaumont, CA 92223

NOTICE AND AGENDA
MEETING OF THE FINANCE AND AUDIT COMMITTEE
of the Board of Directors

*This meeting is hereby noticed pursuant to
California Government Code Section 54950 et. seq.*

Thursday, May 7, 2026 – 3:00 p.m.
560 Magnolia Avenue, Beaumont, CA 92223

TELECONFERENCE NOTICE

*The BCVWD F&A Committee members will attend in person
at the BCVWD Administrative Office.*

*The meeting is available to the public via Zoom video teleconference
To access the Zoom conference, use the link below:*

<https://us02web.zoom.us/j/81357113079?pwd=QTZYV2RZTVBNQ1lqQ2FkTEpXNFdUUT09>

To telephone in, please dial: (669) 900-9128
Enter Meeting ID: 813 5711 3079
Enter Passcode: 346756

*For Public Comment, use the “Raise Hand” feature if on the video call when
prompted. If dialing in, please dial *9 to “Raise Hand” when prompted*

*BCVWD provides remote attendance options primarily as a matter of
convenience to the public. BCVWD will not stop or suspend its in-
person public meeting should a technological interruption occur with
respect to the Zoom teleconference or call-in line listed on the agenda.
Members of the public are encouraged to attend BCVWD meetings in
person at the above address, or remotely using the options listed.*

Meeting materials will be available on the BCVWD’s website:
<https://bcvwd.gov/document-category/fa-committee-agendas/>

FINANCE & AUDIT COMMITTEE MEETING – MAY 7, 2026

CALL TO ORDER

ROLL CALL

	David Hoffman, Chair
	Lona Williams

	John Covington (alternate)
--	----------------------------

PUBLIC COMMENT

PUBLIC COMMENT: RAISE HAND OR PRESS *9 for Public Comment or to request to speak when prompted. At this time, any person may address the Finance and Audit Committee on matters within its jurisdiction which are not on the agenda. However, any non-agenda matters that require action will be referred to staff for a report and possible action at a subsequent meeting. Please limit your comments to three minutes. Sharing or passing time to another speaker is not permitted.

ACTION ITEMS

1. **Adjustments to the Agenda:** In accordance with Government Code Section 54954.2, additions to the agenda require a 2/3 vote of the legislative body, or if less than 2/3 of the members are present, a unanimous vote of those members present, which makes the determination that there is a need to take action, and the need to take action arose after the posting of the agenda.
 - a. Item(s) to be removed or continued from the Agenda
 - b. Emergency Item(s) to be added to the Agenda
 - c. Changes to the order of the agenda
2. **Review and Acceptance of the Minutes of the Finance and Audit Committee**
Minutes may be accepted by consensus
 - a. April 2, 2026 Regular Meeting (pages 5 - 9)
3. **Receive and File the Check Register for the Month of March 2026** (pages 10 - 29)
4. **Financial Reports/Recommendations**
 - a. Review of the March 2026 Budget Variance Reports (pages 30 - 43)
 - b. Review of the March 31, 2026 Cash and Investment Balance Report (pages 44 - 72)
 - c. Review of Check Register for the Month of April 2026 (pages 73 - 103)
 - d. Review of April 2026 Invoices Pending Approval (pages 104 – 106)
5. **Expense and Per Diem Compensation Claims Submitted for Approval** (pages 107 - 144)
6. **Report on Director Event Attendance** (page 145)

7. **Recommendation to Award Professional Services Agreement for Community Facilities District (CFD) Administration, Formation Support, and Special Tax Levy Services – CFD No. 2025-1 (Beaumont Pointe)** (pages 146 – 149)
8. **Quarterly Report: Policy Tracking Matrix Progress Dashboard** (pages 150 – 151)
9. **Quarterly Report: Year-To-Date Analysis of Electric Cost to Pump Groundwater** (pages 152 - 157)
10. **Quarterly Report: Review of District Contract Expenditures in Fiscal Year 2026** (pages 158 - 162)
11. **Quarterly Report: 2026 Year to Date Title Report Requests** (page 163)
12. **Quarterly Report: Grant Activity** (pages 164 - 166)

ANNOUNCEMENTS

- Regular Board Meeting: Wednesday, May 13 at 6:00 p.m.
- Personnel Committee: Tuesday, May 19 at 4:30 p.m.
- District offices will be closed in observance of Memorial Day: Monday, May 25
- San Geronio Pass Regional Water Alliance: Wednesday, May 27 at 5:00 p.m.
- Engineering Workshop: Thursday, May 28 at 6:00 p.m.
- Beaumont Basin Watermaster Committee: Wednesday, Jun. 3 at 11:00 a.m.
- Finance & Audit Committee meeting: Thursday, Jun. 4 at 3:00 p.m.

ADJOURNMENT

AVAILABILITY OF AGENDA MATERIALS - Agenda exhibits and other writings that are disclosable public records distributed to all or a majority of the members of the Beaumont-Cherry Valley Water District Finance and Audit Committee in connection with a matter subject to discussion or consideration at a meeting of the Finance and Audit Committee are available for public inspection in the District's office, at 560 Magnolia Avenue, Beaumont, California ("District Office") during business hours, Monday through Thursday from 7:30 a.m. to 5 p.m. If such writings are distributed to members of the Board less than 72 hours prior to the meeting, they will be available from the District Office at the same time or within 24 hours' time as they are distributed to all or a majority of the Board of Directors, except that if such writings are distributed one hour prior to, or during the meeting, they can be made available in the Board Room at the District Office. Materials may also be available on the District's website: <http://bcvwd.gov>

REVISIONS TO THE AGENDA - In accordance with §54954.2(a) of the Government Code (Brown Act), revisions to this Agenda may be made up to 72 hours before the Finance and Audit Committee Meeting, if necessary, after mailings are completed. Interested persons wishing to receive a copy of the set Agenda may pick one up at the District Office, located at 560 Magnolia Avenue, Beaumont, California, up to 72 hours prior to the Finance and Audit Committee Meeting.

REQUIREMENTS RE: DISABLED ACCESS - In accordance with Government Code §54954.2(a), requests for a disability related modification or accommodation, including auxiliary aids or services, in order to attend or participate in a meeting, should be made to the District Office, at least 48 hours in advance of the meeting to ensure availability of the requested service or accommodation. The District Office may be contacted by telephone at (951) 845-9581, email at info@bcvwd.gov or in writing at the Beaumont-Cherry Valley Water District, 560 Magnolia Avenue, Beaumont, California 92223.

CERTIFICATION OF POSTING: A copy of the foregoing notice was posted near the regular meeting place of the Finance and Audit Committee of the Beaumont-Cherry Valley Water District and to its website at least 72 hours in advance of the meeting (Government Code §54954.2(a)).



BEAUMONT-CHERRY VALLEY WATER DISTRICT
560 Magnolia Avenue, Beaumont, CA 92223

MINUTES OF THE FINANCE AND AUDIT COMMITTEE MEETING
Thursday, April 2, 2026 at 3:00 p.m.

CALL TO ORDER

Chair Hoffman called the meeting to order at 3:06 p.m.

Attendance

Directors present:	Director David Hoffman and Director Lona Williams
Directors absent:	None
Staff present:	General Manager Dan Jagers Director of Information Technology & Cybersecurity Robert Rasha Finance Manager William Clayton Management Analyst I Edith Garcia Management Analyst II Melissa Rodriguez-Elizondo Administrative Assistant Cenica Smith
Members of the public:	Drew Ballard of Foster & Foster

PUBLIC COMMENT: None.

ACTION ITEMS

1. Adjustments to the Agenda:

Per request of staff, Chair Hoffman moved Item 7 forward.

2. Review and Acceptance of the Minutes of the Finance and Audit Committee

a. March 5, 2026 Regular Meeting

The Committee accepted the minutes as presented by the following vote:

MOVED: Williams	SECONDED: Hoffman	APPROVED 2-0
AYES:	Williams, Hoffman	
NOES:	None	
ABSTAIN:	None	
ABSENT:	None	

3. Receive and file the Check Register for the Month of February 2026

The Committee received and filed the Check Register as presented by the following vote:

MOVED: Hoffman	SECONDED: Williams	APPROVED 2-0
AYES:	Hoffman, Williams	
NOES:	None	
ABSTAIN:	None	
ABSENT:	None	

Item 7 was called out of order.

Overview of Other Post-Employment Benefits Plan Administration, Funding, and Compliance with Government Accounting Standards Board 75

The District’s actuary, Drew Ballard of Foster & Foster, provided an overview of the District’s Other Post-Employment Benefits (OPEB) program, including how retiree healthcare benefits are structured and how the associated liability is calculated. He explained that the District subsidizes retiree health premiums through California Public Employees’ Retirement System (CalPERS) by contributing a fixed amount of \$474 per month per retiree, regardless of the selected plan, and that actuarial valuations estimate the long-term cost of providing this benefit based on assumptions such as retirement age, life expectancy, and participation rates.

Chair Hoffman asked clarifying questions regarding the scope of coverage, specifically whether the benefit extends to spouses and family members. Ballard explained that surviving spouses may continue receiving the benefit if enrolled under a joint and survivor option, but the District contribution remains a single capped amount and does not increase based on the number of covered individuals. Hoffman confirmed his understanding that the contribution remains fixed whether covering one individual or a spouse, and does not extend to children.

Director Williams inquired about how the \$474 contribution amount was determined. Mr. Clayton and General Manager Jagers clarified that the amount was established through prior negotiations with CalPERS and represents a capped employer contribution, which had incrementally increased over time until reaching its current level. Additional discussion clarified that this amount exceeds the minimum contribution required under CalPERS Public Employees’ Medical and Hospital Care Act (PEMHCA), and that any future premium increases are borne by retirees rather than the District, as the contribution is not currently assumed to increase.

The actuary and staff described the District’s funding approach, including the establishment of a Section 115 trust to prefund OPEB liabilities. Jagers emphasized that the District is both paying current retiree costs and contributing additional funds to build a trust that will generate investment income to offset future obligations. He noted that this strategy is intended to reduce the burden on future ratepayers and improve long-term financial sustainability. The Committee discussed how the trust, combined with actuarial assumptions, has significantly reduced the reported net OPEB liability compared to prior years.

Director Williams asked questions regarding how changes in staffing, retiree counts, and mortality affect the District’s liability. Staff explained that actuarial valuations incorporate these factors through projections and assumptions, including workforce demographics and retirement patterns. It was noted that the District’s relatively young workforce and transition to Public Employees’ Pension Reform Act (PEPRA) employees (with later retirement ages) helps reduce long-term liability exposure.

Chair Hoffman further asked about coordination with Medicare upon retiree eligibility. The actuary explained that retirees transition to Medicare-based plans offered through CalPERS, often

Medicare Advantage or supplemental plans, and continue to receive the District's contribution toward those costs without conflict between coverage sources.

The Committee generally acknowledged that the District is in a reasonable and improving position with respect to OPEB obligations. Members discussed the importance of continued monitoring through actuarial valuations and financial reporting, and Director Williams suggested that a similar presentation may be beneficial for the full Board.

4. Financial Reports/Recommendations

- a. Review of the February 2026 Budget Variance Reports
- b. Review of the February 28, 2026 Cash and Investment Balance Report
- c. Review of Check Register for the Month of March 2026
- d. Review of March 2026 Invoices Pending Approval

Chair Hoffman opened discussion noting that interest income and non-operating revenues remained strong, while operating revenues were performing appropriately for the current season, with consumption expected to increase later in the year. Jagers added that recent warmer weather may be contributing to slightly higher usage compared to the prior year.

During review of the budget variance details, Chair Hoffman inquired about the budgeted election expenses, confirming that the amount reflects an off-year with only ancillary costs included. Director Williams commented that higher costs should be anticipated and budgeted in future election years. The Committee also discussed an apparent discrepancy in the "encumbered" column, which staff clarified was a formatting error pulling incorrect values, while confirming that the available percentages were accurate.

In reviewing the Cash Balance and Investment Report, Mr. Hoffman observed that investment returns continue to perform well due to prior decisions to secure longer-term investments. Mr. Jagers noted that while current returns are favorable, they will decline over time as funds are expended and as the District eventually incurs debt service. He emphasized the importance of balancing fiscal prudence with necessary infrastructure investment, highlighting the District's long-standing efforts to minimize debt and maintain financial stability while still advancing capital improvements.

Staff highlighted and/or responded to Committee inquiries regarding the following items:

- Basin monitoring expenses: staff explained that the Santa Ana Watershed Project Authority (SAWPA) assessment is paid annually and then allocated monthly for accounting purposes. Staff further provided context on the regional groundwater basin monitoring and salt management efforts conducted through SAWPA.
- Inner City Auto Repairs and Tires: Damage to a dump truck rear axle at relatively low mileage occurred during field operations. Additional training has been implemented to prevent recurrence.
- Thomas Harder and company: Consulting charges related to Well 2A. The consultant provides design, inspection, and construction oversight services, including soil sampling and well design verification during drilling.

Jagers provided additional discussion regarding internal controls and the purchasing policy, explaining that staff review processes, monthly check register oversight, credit card monitoring, and planned annual reporting collectively provide sufficient checks and balances. He indicated that updates to the policy are intended to address prior Board concerns while maintaining operational efficiency.

The Committee briefly reviewed invoices pending, noting higher legal expenses consistent with increased activity.

The Committee recommended presenting the financial reports 4a to 4d to the Board of Directors for approval by the following vote:

MOVED: Hoffman	SECONDED: Williams	APPROVED 2-0
AYES:	Hoffman, Williams	
NOES:	None	
ABSTAIN:	None	
ABSENT:	None	

5. Expense and Per Diem Compensation Claims Submitted for Approval

The Committee reviewed the Expense and Per Diem Compensation Claims without comment.

The claims were approved by the following vote:

MOVED: Hoffman	SECONDED: Williams	APPROVED 2-0
AYES:	Hoffman, Williams	
NOES:	None	
ABSTAIN:	None	
ABSENT:	None	

6. Report on Director Event Attendance

The Committee reviewed the Report on Director Event Attendance without comment.

The Director Event Attendance Report was approved by the following vote:

MOVED: Williams	SECONDED: Hoffman	APPROVED 2-0
AYES:	Hoffman, Williams	
NOES:	None	
ABSTAIN:	None	
ABSENT:	None	

7. Overview of OPEB Plan Administration, Funding, and Compliance with GASB 75

This item was heard earlier in the meeting.

8. Policies and Procedures Manual Updates / Revisions:

Reformatting and Renumbering of the District Reserves Policy (Policy No. 5044)

Mr. Clayton presented an administrative update to the District's Reserves Policy, explaining that the item simply reformats and renumbers the existing policy into the current Policy Manual as Policy 5044. The update incorporates the policy into the standardized format to improve organization, readability, and consistency within the overall manual.

Clayton stressed that no substantive changes were made to the policy's language, intent, or provisions. The existing framework remains unchanged, as do requirements for annual review and Board appropriation. He noted that this effort is part of a broader policy manual update

initiative, and that any future review of the policy's content would occur separately; this action is strictly administrative and does not alter funding levels or financial policy direction.

The Committee recommended Policy 5044 be forwarded to the full Board for consideration by the following vote:

MOVED: Hoffman	SECONDED: Williams	APPROVED 2-0
AYES:	Hoffman, Williams	
NOES:	None	
ABSTAIN:	None	
ABSENT:	None	

ANNOUNCEMENTS

Chair Hoffman pointed out the following announcements:

- Regular Board Meeting: Wednesday, Apr. 8 at 6:00 p.m.
- Personnel Committee: Tuesday, Apr. 21 at 4:30 p.m.
- Engineering Workshop: Thursday, Apr. 23 at 6:00 p.m.
- Finance & Audit Committee meeting: Thursday, May 7 at 3:00 p.m.

ADJOURNMENT: 4:26 P.M.

DRAFT UNTIL APPROVED

David Hoffman, Chairman
to the Finance and Audit Committee of the Beaumont-Cherry Valley Water District

DRAFT

Accounts Payable

Checks by Date - Detail by Check Date

User: wclayton
 Printed: 3/26/2026 1:31 PM

Beaumont-Cherry Valley Water District

560 Magnolia Avenue
 Beaumont California 92223
 (951) 845-9581
<https://bcvwd.gov>



Check No	Vendor No Invoice No	Vendor Name Description	Check Date Reference	Check Amount
ACH	10138 HW201 Feb 2026	ARCO Business Solutions ARCO Fuel Charges 02/17-02/23/2026	02/26/2026	1,955.90
Total for this ACH Check for Vendor 10138:				1,955.90
ACH	10085 1003224888 1003224888 1003224888 1003224888 1003224888 1003224888 1003224888	CalPERS Retirement System PR Batch 00002.02.2026 CalPERS 8.25% EE PEPRA PR Batch 00002.02.2026 CalPERS 8% EE Paid PR Batch 00002.02.2026 CalPERS 7% EE Deduction PR Batch 00002.02.2026 CalPERS 8% ER Paid PR Batch 00002.02.2026 CalPERS 1% ER Paid PR Batch 00002.02.2026 CalPERS ER Paid Classic PR Batch 00002.02.2026 CalPERS ER PEPRA	02/26/2026	9,520.41 2,630.94 1,487.80 1,347.01 212.54 12,563.23 10,062.78
Total for this ACH Check for Vendor 10085:				37,824.71
ACH	10087 1-926-512-976 1-926-512-976	EDD PR Batch 00002.02.2026 State Income Tax PR Batch 00002.02.2026 CA SDI	02/26/2026	8,976.21 2,628.41
Total for this ACH Check for Vendor 10087:				11,604.62
ACH	10094 270645743872372 270645743872372 270645743872372 270645743872372 270645743872372	U.S. Treasury PR Batch 00002.02.2026 Medicare Employee Portion PR Batch 00002.02.2026 FICA Employer Portion PR Batch 00002.02.2026 Federal Income Tax PR Batch 00002.02.2026 Medicare Employer Portion PR Batch 00002.02.2026 FICA Employee Portion	02/26/2026	2,992.16 12,794.14 22,498.41 2,992.16 12,794.14
Total for this ACH Check for Vendor 10094:				54,071.01
ACH	10141 55642326	Ca State Disbursement Unit PR Batch 00002.02.2026 Garnishment	02/26/2026	379.84
Total for this ACH Check for Vendor 10141:				379.84
ACH	10264 1003224886 1003224886 1003224886 1003224886	CalPERS Supplemental Income Plans PR Batch 00002.02.2026 457 Loan Repayment PR Batch 00002.02.2026 100% Contribution PR Batch 00002.02.2026 ROTH-Post-Tax PR Batch 00002.02.2026 CalPERS 457	02/26/2026	277.84 394.65 900.00 3,432.31
Total for this ACH Check for Vendor 10264:				5,004.80
ACH	10984 1771962630209 1771962630209 1771962630209 1771962630209 1771962630209	MidAmerica Administrative & Retirement Solutions PR Batch 00002.02.2026 401a Cash Contribution PR Batch 00002.02.2026 401(a) ER Paid-Staff PR Batch 00002.02.2026 401a-Vacation Contribution PR Batch 00002.02.2026 401(a) ER Paid-GM Contract PR Batch 00002.02.2026 401a Sick Contribution	02/26/2026	230.00 271.10 2,981.68 1,973.65 221.39
Total for this ACH Check for Vendor 10984:				5,677.82

Check No	Vendor No Invoice No	Vendor Name Description	Check Date Reference	Check Amount
ACH	11152 922066	Sterling Health Services, Inc PR Batch 00002.02.2026 Flexible Spending Account (PT)	02/26/2026	1,116.66
Total for this ACH Check for Vendor 11152:				1,116.66
2371	11140 PP04 2026	Ericka Enriquez PR Batch 00002.02.2026 Stipend	02/26/2026	75.00
Total for Check Number 2371:				75.00
2372	10205 PP04 2026	Riverside County Sheriff PR Batch 00002.02.2026 Garnishment Riv Cnty Sheriff	02/26/2026	102.97
Total for Check Number 2372:				102.97
Total for 2/26/2026:				117,813.33
ACH	10030 700359906319Feb 700359906319Feb 700359906319Feb	Southern California Edison Electricity 01/23/26 to 02/23/26 - 13697 Oak Glen Rd Electricity 01/23/26 to 02/23/26 - 13695 Oak Glen Rd Electricity 01/23/26 to 02/23/26 - 12303 Oak Glen Rd	03/05/2026	228.65 93.10 43.30
Total for this ACH Check for Vendor 10030:				365.05
ACH	10031 6056993692	Staples Business Advantage Office Supplies - IT	03/05/2026	56.76
Total for this ACH Check for Vendor 10031:				56.76
ACH	10042 07132135000Feb	Southern California Gas Company Monthly Gas Charges 01/27-02/26/2026	03/05/2026	14.79
Total for this ACH Check for Vendor 10042:				14.79
ACH	10138 HW201 Feb 2026	ARCO Business Solutions ARCO Fuel Charges 02/24-03/02/2026	03/05/2026	2,855.76
Total for this ACH Check for Vendor 10138:				2,855.76
ACH	10284 220260071 220260071	Underground Service Alert of Southern California Monthly Maintenance Fee 96 New Ticket Charges Feb 2026	03/05/2026	10.00 206.40
Total for this ACH Check for Vendor 10284:				216.40
ACH	10709 Y439196	Core & Main LP (18) DIP 10 PC 350	03/05/2026	1,418.99
Total for this ACH Check for Vendor 10709:				1,418.99
ACH	11202 185720.03 185720.03 185720.03 185720.03 185720.03 185720.03 185720.03 185720.03 185720.03 185720.03 185720.03 185720.03 185720.03	Orange County Winwater Works (50) 6" End Plug D.I. Pipe (50) 8" End Plug D.I. Pipe (10) Nipple Galv .75 X 01-1/2 (2) 12" DI MJ 90 (50) 10" End Plug D.I. Pipe (12) 1x3 Galv. Nipple (2) 4" Galv. Coupling (2) Nipple Galv 4 X 06 (5) Elbow Galv ST 2 - 90 (50) 4" End Plug D.I. Pipe (100) 12" End Plug D.I. Pipe	03/05/2026	785.50 1,054.87 29.64 1,240.16 1,358.72 57.41 399.90 131.61 185.43 465.48 4,078.34
Total for this ACH Check for Vendor 11202:				9,787.06

Check No	Vendor No Invoice No	Vendor Name Description	Check Date Reference	Check Amount
17327	UB*06008	Debora & James Avakian Refund Check Refund Check Refund Check Refund Check	03/05/2026	16.88 11.78 81.85 31.99
Total for Check Number 17327:				142.50
17328	UB*06009	Bella Vista Farm Refund Check Refund Check Refund Check Refund Check	03/05/2026	99.31 45.43 31.70 44.06
Total for Check Number 17328:				220.50
17329	UB*06010	Serenea Cross Refund Check Refund Check Refund Check Refund Check	03/05/2026	0.58 41.52 0.83 1.09
Total for Check Number 17329:				44.02
17330	UB*06002	Matich Corporation Refund Check Refund Check	03/05/2026	8.24 148.43
Total for Check Number 17330:				156.67
17331	UB*06007	REMAX Advantage Refund Check 042565-001, 10751 Deerfield Dr	03/05/2026	0.05
Total for Check Number 17331:				0.05
17332	UB*06005	Thomas Robles Refund Check Refund Check Refund Check Refund Check	03/05/2026	27.82 77.48 15.28 22.10
Total for Check Number 17332:				142.68
17333	UB*06006	Li Su Refund Check Refund Check Refund Check Refund Check	03/05/2026	1.54 1.12 29.96 0.78
Total for Check Number 17333:				33.40
17334	10144 LYUM1943278 LYUM1943280	AlSCO Inc Cleaning Mats/Air Fresheners 560 Magnolia Feb 2026 Cleaning Mats/Shop Towels 12th/Palm Feb 2026	03/05/2026	55.15 29.68
Total for Check Number 17334:				84.83
17335	10420 1CYD-VW3T-WNNF 1MPD-9X9R-PHWP 1MPD-9X9R-PHWP 1QG9-FWTY-WRPD	Amazon Capital Services, Inc. Office Supplies - Main Office Office Supplies - Main Office Water for Board Meetings Office Supplies - Main Office	03/05/2026	25.63 20.38 23.16 53.06
Total for Check Number 17335:				122.23

Check No	Vendor No Invoice No	Vendor Name Description	Check Date Reference	Check Amount
17336	10272 02272026 02272026 02272026 02272026 02272026 02272026	Babcock Laboratories Inc 1 EPA 537.1 Per/Polyfluorinated Alkyl Substance Finance Charge 1 Nitrate Samples 30 General Physical Analysis Samples 1 EPA 537 Extract Only 17 Hexavalent Chromium By IC 79 Coliform Water Samples	03/05/2026	553.69 11.93 19.81 1,189.20 247.74 2,210.85 4,110.37
Total for Check Number 17336:				8,343.59
17337	10929 1580	Alan Billingsley (ICS) (72) 60lbs Buckets of Accu-Tab Chlorine Tablets	03/05/2026	15,178.80
Total for Check Number 17337:				15,178.80
17338	11369 MD-2026-1141 MD-2026-1141	California Water Efficiency Partnership - CalWEP AWE 2026 Membership Dues Large Agency Retail Administrative and Connection Fees	03/05/2026	525.00 3,679.25
Total for Check Number 17338:				4,204.25
17339	10774 558610 558612 558615 558616 558618	Jesus Camacho (28) Truck Washes - Feb 2026 (25) Truck Washes - Feb 2026 (25) Truck Washes - Feb 2026 (25) Truck Washes - Feb 2026 (25) Truck Washes - Feb 2026	03/05/2026	356.00 293.00 293.00 295.00 293.00
Total for Check Number 17339:				1,530.00
17340	10822 42643544 42643544 42643545 42643545	Canon Financial Services, Inc Contract Charge - 02/01-02/28/2026 - 851 E 6th St Meter Usage - 01/01-01/31/2026 Meter Usage - 01/01-01/31/2026 Contract Charge - 02/01-02/28/2026 - 560 Magnolia	03/05/2026	238.56 118.86 595.78 450.03
Total for Check Number 17340:				1,403.23
17341	10249 Ai15X9B	CDW Government LLC Virus Protection Annual Renewal 02/23/2026-02/22/2027	03/05/2026	6,984.72
Total for Check Number 17341:				6,984.72
17342	10614 051970 051970	Cherry Valley Automotive, Inc Mount and Balance Tires - Unit 51/OD 20,115 Labor - Mount and Balance Tires - Unit 51/OD 20,115	03/05/2026	1,801.90 234.00
Total for Check Number 17342:				2,035.90
17343	10351 T1-0415603 T1-0415688	Cherry Valley Nursery & Landscape Supply 3/4" Grey Rock for NCRF II Roads Dripline Barbed Coupling 1/2"	03/05/2026	6,896.00 0.74
Total for Check Number 17343:				6,896.74
17344	10500 02272026 02272026 02272026	William Clayton Mileage & Parking Reimb - CSMFO Conf - W Clayton 02/25-02/27/26 Meal Reimbursement - CSMFO Conf - W Clayton 02/25-02/27/2026 Hotel Reimbursement - CSMFO Conf - W Clayton 02/25-02/27/2026	03/05/2026	60.97 29.00 390.42
Total for Check Number 17344:				480.39

Check No	Vendor No Invoice No	Vendor Name Description	Check Date Reference	Check Amount
17345	10942 0006791713	Diamond Environmental Services LP Basin Handwash Station Rental - 39500 Brookside Ave	03/05/2026	155.65
Total for Check Number 17345:				155.65
17346	11333	Enterprise FM Trust	03/05/2026	
	626642-020426	Lease Payment Unit #61 - 294SWM - Feb 2026		1,169.62
	626642-020426	Lease Payment Unit #54 - 295FCX - Feb 2026		889.98
	626642-020426	Maintenance Charges Unit #57 - 294SVQ - Feb 2026		60.80
	626642-020426	Maintenance Charges Unit #61 - 294SWM - Feb 2026		70.81
	626642-020426	Lease Payment Unit #62 - 294SWG - Feb 2026		1,119.77
	626642-020426	Maintenance Charges Unit #54 - 295FCX - Feb 2026		61.35
	626642-020426	Maintenance Charges Unit #55 - 295M4X - Feb 2026		58.21
	626642-020426	Lease Payment Unit #56 - 295M4T - Feb 2026		804.74
	626642-020426	Lease Payment Unit #59 - 294SWJ - Feb 2026		1,110.55
	626642-020426	Maintenance Charges Unit #53 - 295FCD - Feb 2026		61.35
	626642-020426	Lease Payment Unit #55 - 295M4X - Feb 2026		814.61
	626642-020426	Maintenance Charges Unit #58 - 295M4Z - Feb 2026		58.21
	626642-020426	Maintenance Charges Unit #60 - 294SWN - Feb 2026		70.81
	626642-020426	Lease Payment Unit #53 - 295FCD - Feb 2026		891.61
	626642-020426	Maintenance Charges Unit #62 - 294SWG - Feb 2026		67.26
	626642-020426	Lease Payment Unit #57 - 294SVQ - Feb 2026		1,393.41
	626642-020426	Finance Charge		162.51
	626642-020426	DMV Fee Unit #57 - 294SVQ - Feb 2026		35.00
	626642-020426	Lease Payment Unit #58 - 295M4Z - Feb 2026		801.49
	626642-020426	Maintenance Charges Unit #56 - 295M4T - Feb 2026		58.21
	626642-020426	Lease Payment Unit #60 - 294SWN - Feb 2026		1,204.10
	626642-020426	Maintenance Charges Unit #59 - 294SWJ - Feb 2026		67.26
Total for Check Number 17346:				11,031.66
17347	10631 02272026	Sandra Flores Mileage & Parking Reimb - CSMFO Conf - S Flores 02/25-02/27/26	03/05/2026	153.75
Total for Check Number 17347:				153.75
17348	11368 02252026	Edith Garcia Mileage & Parking Reimb - CSMFO Conf - E Garcia 02/25/2026	03/05/2026	34.29
Total for Check Number 17348:				34.29
17349	10600 03032026	Gaucha Pest Control Inc. NCR I Rodent Control Mar 2026	03/05/2026	1,000.00
Total for Check Number 17349:				1,000.00
17350	11036 02272026	Erica Gonzales Mileage & Parking Reimb - CSMFO Conf - E Gonzales 02/25-02/27/26	03/05/2026	154.20
Total for Check Number 17350:				154.20
17351	10303 9814377165	Grainger Inc (2) Effluent Pump for Well Vaults	03/05/2026	2,344.40
Total for Check Number 17351:				2,344.40
17352	10809 008528 008528	Inner-City Auto Repair & Tires Labor - Repair Kenworth Rear Axle - Unit 31/OD 38,035 Repair Kenworth Rear Axle - Unit 31/OD 38,035	03/05/2026	5,250.00 5,316.06
Total for Check Number 17352:				10,566.06

Check No	Vendor No Invoice No	Vendor Name Description	Check Date Reference	Check Amount
17353	10678 LT6266500042-1	Lawyers Title Company Title Report APN 401-190-047 - 9101 Avenida Miravilla, PM 18494	03/05/2026	750.00
Total for Check Number 17353:				750.00
17354	11302 M-7903	McAvoy & Markham Engineering and Sales Co. (4) Sunwise Solar Power Kit	03/05/2026	16,160.44
Total for Check Number 17354:				16,160.44
17355	10400 02272026	Sylvia Molina Mileage & Parking Reimb - CSMFO Conf - S Molina 02/24-02/27/26	03/05/2026	73.71
Total for Check Number 17355:				73.71
17356	10143 16345	Nobel Systems Inc Geo Viewer Subscription 05/01/2026-04/30/2027	03/05/2026	19,500.00
Total for Check Number 17356:				19,500.00
17357	11295 02252026	Melissa Rodriguez-Elizondo Mileage & Parking Reimb - CSMFO Conf - M R. Elizondo 02/25/2026	03/05/2026	37.19
Total for Check Number 17357:				37.19
17358	11131 2787-8 2942-9	Sherwin-Williams Company Paint for Various District Buildings Paint Safety Respirator - Unit 57	03/05/2026	473.73 37.70
Total for Check Number 17358:				511.43
17359	10685 8013554319	Shred-it US JV LLC Document Shredding for Obsolete Records - 560 Magnolia Ave	03/05/2026	809.25
Total for Check Number 17359:				809.25
17360	10568 02272026 02272026	Daniel Slawson Meal Reimb - UWI Conference - D Slawson - 02/25-02/27/2026 Mileage Reimb - UWI Conference - D Slawson - 02/25-02/27/2026	03/05/2026	51.90 74.38
Total for Check Number 17360:				126.28
17361	11127 02/26/2026	Cenica Smith Mileage Reimbursement - C Smith Feb 2026	03/05/2026	9.51
Total for Check Number 17361:				9.51
17362	10668 28	Thomas Harder & Co Hydrogeological Consulting Services - Well 2A	03/05/2026	11,843.70
Total for Check Number 17362:				11,843.70
17363	11190 53691427	Univar Solutions USA, Inc (3) 275-Gal Tote Earthtec for Recharge Facility	03/05/2026	17,871.54
Total for Check Number 17363:				17,871.54
17364	11276 183	Universal Green, LLC Landscape Contract Services - Feb 2026	03/05/2026	5,040.00
Total for Check Number 17364:				5,040.00

Check No	Vendor No Invoice No	Vendor Name Description	Check Date Reference	Check Amount
17365	10385 5781970 5781971	Waterline Technologies, Inc. - PSOC Chlorine - Well 24 Chlorine - Well 23	03/05/2026	2,587.50 2,242.50
Total for Check Number 17365:				4,830.00
Total for 3/5/2026:				165,722.37
ACH	10894 0001880023	Liberty Dental Plan Liberty Dental - Mar 2026	03/10/2026	339.26
Total for this ACH Check for Vendor 10894:				339.26
ACH	10901 236544 65684	Ameritas Life Insurance Corp. Ameritas Dental Mar 2026 Ameritas Vision Mar 2026	03/10/2026	2,365.44 656.84
Total for this ACH Check for Vendor 10901:				3,022.28
ACH	10902 53743680213646	Colonial Life Col Life Premiums Feb 2026	03/10/2026	4,162.48
Total for this ACH Check for Vendor 10902:				4,162.48
ACH	10903 4942518445	The Lincoln National Life Insurance Company Life & ADD EE/ER Insurance Mar 2026	03/10/2026	1,106.00
Total for this ACH Check for Vendor 10903:				1,106.00
ACH	10288 172047993 172047993 172047993 172047993 172048000 172048000	CalPERS Health Fiscal Services Division Active Employees Health Ins Mar 2026 Admin Fee for Retired Emp Health Ins Mar 2026 Retired Employees Health Ins Mar 2026 Admin Fee for Health Ins Mar 2026 Active Non CalPERS Member Health Ins Mar 2026 Admin Fee Non CalPERS Member Health Ins Mar 2026	03/10/2026	90,468.44 5.17 2,252.83 72.37 2,519.53 2.02
Total for this ACH Check for Vendor 10288:				95,320.36
ACH	11072 172274656	CalPERS CERBT CERBT Trust OPEB Contribution Jan - Mar 2026	03/10/2026	23,925.00
Total for this ACH Check for Vendor 11072:				23,925.00
ACH	11221 172274676	CalPERS CEPPT CEPPT Pension Payment Jan - Mar 2026	03/10/2026	11,775.00
Total for this ACH Check for Vendor 11221:				11,775.00
Total for 3/10/2026:				139,650.38
ACH	10037 2645403-2371-6 2645403-2371-6 2645403-2371-6 2645409-2371-3 2645409-2371-3 2645409-2371-3	Waste Management Of Inland Empire Yard Dumpsters - 815 E 12th Mar 2026 Recycling Dumpster Charges - 815 E 12th Mar 2026 Organics Cart Charges - 815 E 12th Mar 2026 Recycling Dumpster Charges - 560 Magnolia Mar 2026 Overage Service Charges - 560 Magnolia Mar 2026 Monthly Sanitation - 560 Magnolia Mar 2026	03/12/2026	376.46 114.02 63.68 114.02 80.83 138.46
Total for this ACH Check for Vendor 10037:				887.47

Check No	Vendor No Invoice No	Vendor Name Description	Check Date Reference	Check Amount
ACH	10085 1003239734 1003239734 1003239734 1003239734 1003239734 1003239734	CalPERS Retirement System PR Batch 00001.03.2026 CalPERS 7% EE Deduction PR Batch 00001.03.2026 CalPERS 8% EE Paid PR Batch 00001.03.2026 CalPERS ER Paid Classic PR Batch 00001.03.2026 CalPERS ER PEPRA PR Batch 00001.03.2026 CalPERS 8.25% EE PEPRA PR Batch 00001.03.2026 CalPERS 1% ER Paid PR Batch 00001.03.2026 CalPERS 8% ER Paid	03/12/2026	1,487.80 2,626.94 12,554.38 10,104.61 9,559.97 212.54 1,347.01
Total for this ACH Check for Vendor 10085:				37,893.25
ACH	10087 1-085-952-336 1-085-952-336	EDD PR Batch 00001.03.2026 State Income Tax PR Batch 00001.03.2026 CA SDI	03/12/2026	8,148.34 2,495.59
Total for this ACH Check for Vendor 10087:				10,643.93
ACH	10094 270647120649568 270647120649568 270647120649568 270647120649568 270647120649568	U.S. Treasury PR Batch 00001.03.2026 Federal Income Tax PR Batch 00001.03.2026 Medicare Employer Portion PR Batch 00001.03.2026 FICA Employer Portion PR Batch 00001.03.2026 Medicare Employee Portion PR Batch 00001.03.2026 FICA Employee Portion	03/12/2026	20,720.29 2,880.24 12,315.63 2,880.24 12,315.63
Total for this ACH Check for Vendor 10094:				51,112.03
ACH	10141 55810556	Ca State Disbursement Unit PR Batch 00001.03.2026 Garnishment	03/12/2026	379.84
Total for this ACH Check for Vendor 10141:				379.84
ACH	10264 1003239738 1003239738 1003239738 1003239738 1003239738 1003239738	CalPERS Supplemental Income Plans PR Batch 00001.03.2026 457 Loan Repayment PR Batch 00001.03.2026 CalPERS ER Paid-Staff PR Batch 00001.03.2026 CalPERS 457 PR Batch 00001.03.2026 ROTH-Post-Tax PR Batch 00001.03.2026 CalPERS ER Paid-Staff PR Batch 00001.03.2026 100% Contribution	03/12/2026	277.84 375.00 3,432.31 950.00 125.00 197.32
Total for this ACH Check for Vendor 10264:				5,357.47
ACH	10984 1773156381957 1773156381957 1773156381957 1773156381957 1773156381957	MidAmerica Administrative & Retirement Solutions PR Batch 00001.03.2026 401a Sick Contribution PR Batch 00001.03.2026 401a Cash Contribution PR Batch 00001.03.2026 401(a) ER Paid-GM Contract PR Batch 00001.03.2026 401(a) ER Paid-Staff PR Batch 00001.03.2026 401a-Vacation Contribution	03/12/2026	221.39 230.00 1,973.65 271.10 2,981.68
Total for this ACH Check for Vendor 10984:				5,677.82
ACH	11152 927107	Sterling Health Services, Inc PR Batch 00001.03.2026 Flexible Spending Account (PT)	03/12/2026	1,116.66
Total for this ACH Check for Vendor 11152:				1,116.66
2374	11155 2026-3	CICCS PR Batch 00001.03.2026 Emp Assistance Program	03/12/2026	107.06
Total for Check Number 2374:				107.06

Check No	Vendor No Invoice No	Vendor Name Description	Check Date Reference	Check Amount
17366	10001	Action True Value Hardware	03/12/2026	
	02282026	Meter Maint & Service Supplies		2.68
	02282026	Maint & Repair - Pumping Equip Supplies		41.32
	02282026	General Maintenance Supplies		18.82
	02282026	Maint & Repair - General Building Supplies		19.93
	02282026	General Safety Supplies		23.69
	02282026	Production Small Tools Supplies		24.77
	02282026	Maint & Repair - Pipeline & Hydrants Supplies		86.67
Total for Check Number 17366:				217.88
17367	10271	Beaumont Ace Home Center	03/12/2026	
	02282026	General Supplies		158.09
	02282026	Maint & Repair - General Equip Supplies		321.47
	02282026	Meter Maint & Service Supplies		499.07
	02282026	Maint & Repair - Pumping Equip Supplies		136.97
	02282026	Transmission & Distribution Small Tools Supplies		150.77
	02282026	Maint & Repair - 12th/Palm Supplies		53.26
	02282026	Production Small Tools Supplies		223.87
	02282026	General Safety Supplies		118.51
	02282026	Maint & Repair - General Building Supplies		203.57
	02282026	Maint & Repair - Hydraulically Controlled Valves Supplies		19.01
	02282026	Maint & Repair - Fleet Supplies		66.57
	02282026	Landscape Maint Supplies		10.55
	02282026	NCRF/Canyon Pond Maintenance Supplies		50.55
Total for Check Number 17367:				2,012.26
17368	11037	Darktrace Holdings Limited	03/12/2026	
	10045788	Prepaid - Cybersecurity 2026		56,763.63
	10045788	Cybersecurity 2026		5,160.30
Total for Check Number 17368:				61,923.93
17369	10674	Michael Baker International	03/12/2026	
	1277957	Engineering & Design Services - 2850 Booster Station		4,037.50
Total for Check Number 17369:				4,037.50
17370	10693	Pres-Tech Equipment Company	03/12/2026	
	INV-0014900	(1) Pressure Washer Valve Kit		281.85
Total for Check Number 17370:				281.85
17371	10223	Richards, Watson & Gershon	03/12/2026	
	257138	Legal Services January Board Approval 03/11/2026		6,235.00
	257139	Legal Services January Board Approval 03/11/2026		23,414.98
Total for Check Number 17371:				29,649.98
17372	10095	Riverside County Dept of Waste Resources	03/12/2026	
	202602000339	Weeds/Trash Removal NCR I Jan 2025		126.00
Total for Check Number 17372:				126.00
17373	10193	South West Pump & Drilling, Inc	03/12/2026	
	4	Retention - Construction of Well 2A		-13,501.57
	4	Construction of Well 2A		270,031.48
Total for Check Number 17373:				256,529.91

Check No	Vendor No Invoice No	Vendor Name Description	Check Date Reference	Check Amount
17374	10447 54568	State Water Resources Control Board - DWOCP Treatment Certificate - Grade T1 - OP# 54568 - M Gibson	03/12/2026	70.00
Total for Check Number 17374:				70.00
17375	10651 48547	Weldors Supply and Steel, Inc Tubbing - AMR/AMI Project Sleds	03/12/2026	89.86
Total for Check Number 17375:				89.86
Total for 3/12/2026:				507,215.29
ACH	10019 000130247 000130384 000130384	C R & R Incorporated Monthly Charges 3 YD Commercial Bin - Cherry Yard - Mar 2026 Monthly Charges 3 YD Locked Recycle - 39500 Brookside - Mar 2026 Monthly Charges 3 YD Commercial Bin - 39500 Brookside - Mar 2026	03/19/2026	377.05 152.56 377.05
Total for this ACH Check for Vendor 10019:				906.66
ACH	10030 700154530138Feb 700154530138Feb 700154530138Feb 700154530138Feb 700154530138Feb 700154530138Feb	Southern California Edison Electricity 01/20/26 to 02/18/26 - 815 E 12th Ave Electricity 01/23/26 to 02/23/26 - Well 25 / WO 31030 Electricity 01/14/26 to 02/12/26 - 851 E 6th St Electricity 01/23/26 to 02/23/26 - 9781 Avenida Miravilla Electricity 01/23/26 to 02/23/26 - 560 Magnolia Ave Electricity 01/23/26 to 02/23/26 - Wells	03/19/2026	405.39 20,129.76 347.53 134.28 2,130.75 171,355.86
Total for this ACH Check for Vendor 10030:				194,503.57
ACH	10132 4674828 4676798	South Coast AQMD ICE (50-500 HP) EM Elec Gen - Diesel - Fac ID 120877 Flat Fee for Last Fiscal Year Emissions - Fac ID 120877	03/19/2026	1,131.26 170.94
Total for this ACH Check for Vendor 10132:				1,302.20
ACH	10138 HW201 Mar 2026	ARCO Business Solutions ARCO Fuel Charges 03/10-03/16/2026	03/19/2026	2,454.70
Total for this ACH Check for Vendor 10138:				2,454.70
ACH	10147 1374196	Online Information Services, Inc 71 Credit Reports for Feb 2026	03/19/2026	240.16
Total for this ACH Check for Vendor 10147:				240.16
ACH	10632 WOG00024979 WOG00024979 WOG00024979 WOG00024980 WOG00024980 WOG00024980 WOG00024980 WOG00024986 WOG00024986 WOG00024986	Quinn Company 560 Magnolia Ave. Generator Maintenance (Parts) 560 Magnolia Ave. Generator Maintenance (Labor) 560 Magnolia Ave. Generator Maintenance (Misc) Highland Springs Booster, Generator Maintenance (Misc) Highland Springs Booster, Generator Maintenance (Parts) Highland Springs Booster, Generator Maintenance (Labor) Well 23 Generator Maintenance (Misc) Well 23 Generator Maintenance (Labor) Well 23 Generator Maintenance (Parts)	03/19/2026	479.84 1,614.00 22.79 14.37 297.83 1,614.00 50.00 1,614.00 1,193.21
Total for this ACH Check for Vendor 10632:				6,900.04

Check No	Vendor No Invoice No	Vendor Name Description	Check Date Reference	Check Amount
ACH	11038 38931025 38931026 39367240	Clark Pest Control Pest Control - 39500 Brookside Ave Pest Control - 815 E 12th St Pest Control - 9781 Avenida Miravilla	03/19/2026	73.00 136.00 120.00
Total for this ACH Check for Vendor 11038:				329.00
ACH	11333 626642-030426 626642-030426 626642-030426 626642-030426 626642-030426 626642-030426 626642-030426 626642-030426 626642-030426 626642-030426 626642-030426 626642-030426 626642-030426 626642-030426 626642-030426 626642-030426 626642-030426	Enterprise FM Trust (17) Owned Vehicles Maint. Charges - Feb 2026 (1) F-550 Dump Truck Lease Payment - Mar 2026 (1) F-350 Maintenance Charges - Mar 2026 (1) F-350 Lease Payment - Mar 2026 (2) F-150 Lease Payment - Mar 2026 (4) F-250 Maintenance Charges - Mar 2026 (17) Owned Vehicles Maint. Charges - Mar 2026 (1) F-550 Dump Truck Lease Payment - Feb 2026 (2) F-150 Maintenance Charges - Mar 2026 (1) F-550 Dump Truck Maint. Charges - Feb 2026 Finance Charge (4) F-250 Lease Payment - Mar 2026 (1) F-550 Dump Truck Maint. Charges - Mar 2026 (3) Ranger Maintenance Charges - Mar 2026 (3) Ranger Lease Payment - Mar 2026	03/19/2026	14.62 1,517.29 60.80 1,393.41 1,781.59 276.14 102.00 16,103.20 122.70 7.07 163.04 4,604.04 65.95 174.63 2,420.84
Total for this ACH Check for Vendor 11333:				28,807.32
17376	UB*06015	Absolute Cabinets Inc Refund Check	03/19/2026	24.07
Total for Check Number 17376:				24.07
17377	UB*06016	Allied Pacific Property Management Refund Check Refund Check Refund Check Refund Check	03/19/2026	17.33 35.16 31.57 25.08
Total for Check Number 17377:				109.14
17378	UB*06033	Cassandra Armijo Refund Check	03/19/2026	108.59
Total for Check Number 17378:				108.59
17379	UB*06028	Jeanne Bailey Refund Check Refund Check Refund Check Refund Check Refund Check	03/19/2026	8.66 24.06 14.10 20.40 18.68
Total for Check Number 17379:				85.90
17380	UB*06030	Michele Carrillo Refund Check	03/19/2026	96.80
Total for Check Number 17380:				96.80

Check No	Vendor No Invoice No	Vendor Name Description	Check Date Reference	Check Amount
17381	UB*06018	Esteban Cruz	03/19/2026	
		Refund Check		15.63
		Refund Check		27.13
		Refund Check		13.24
		Refund Check		2.97
		Refund Check		10.80
		Refund Check		4.13
Total for Check Number 17381:				73.90
17382	UB*06027	Jennifer Dewar	03/19/2026	
		Refund Check		31.83
		Refund Check		46.03
		Refund Check		88.04
		Refund Check		35.81
		Refund Check		6.53
		Refund Check		25.76
Total for Check Number 17382:				234.00
17383	UB*06024	Dukes Root Control Inc	03/19/2026	
		Refund Check		2,568.62
Total for Check Number 17383:				2,568.62
17384	UB*06032	Kristin Fields	03/19/2026	
		Refund Check		101.68
Total for Check Number 17384:				101.68
17385	UB*06012	Kevin Fowler	03/19/2026	
		Refund Check		13.23
		Refund Check		41.88
		Refund Check		19.08
		Refund Check		24.43
Total for Check Number 17385:				98.62
17386	UB*06040	Derek Hill	03/19/2026	
		Refund Check		170.00
		Refund Check		150.00
Total for Check Number 17386:				320.00
17387	UB*06011	Rindi D Ibarra	03/19/2026	
		Refund Check		0.03
		Refund Check		0.50
		Refund Check		0.03
		Refund Check		0.02
Total for Check Number 17387:				0.58
17388	UB*06039	Wassim Issa	03/19/2026	
		Refund Check		1.01
		Refund Check		0.96
		Refund Check		0.93
		Refund Check		1.39
		Refund Check		1.95
Total for Check Number 17388:				6.24

Check No	Vendor No Invoice No	Vendor Name Description	Check Date Reference	Check Amount
17389	UB*06017	George Juarez III Refund Check	03/19/2026	15.45
Total for Check Number 17389:				15.45
17390	UB*06042	Anne Julain Refund Check	03/19/2026	1.12
Total for Check Number 17390:				1.12
17391	UB*06022	Sherry Zeagler & Kenneth Stevens Refund Check Refund Check Refund Check Refund Check Refund Check	03/19/2026	45.61 36.54 27.85 31.97 31.53
Total for Check Number 17391:				173.50
17392	UB*06020	Hyun Lee Refund Check	03/19/2026	62.71
Total for Check Number 17392:				62.71
17393	UB*06038	Yong Liang Refund Check	03/19/2026	112.97
Total for Check Number 17393:				112.97
17394	UB*06029	Matich Corporation Refund Check Refund Check	03/19/2026	109.99 6.26
Total for Check Number 17394:				116.25
17395	UB*06036	Kun H. Min Refund Check	03/19/2026	235.42
Total for Check Number 17395:				235.42
17396	UB*06014	Roland Mourad Refund Check Refund Check Refund Check Refund Check	03/19/2026	6.17 1.17 1.50 0.81
Total for Check Number 17396:				9.65
17397	UB*06037	Emilio Murillo Refund Check	03/19/2026	64.04
Total for Check Number 17397:				64.04
17398	UB*06019	Elizabeth Olaiz Refund Check Refund Check Refund Check Refund Check	03/19/2026	1.18 1.71 116.88 2.16
Total for Check Number 17398:				121.93

Check No	Vendor No Invoice No	Vendor Name Description	Check Date Reference	Check Amount
17399	UB*06043	Rosa Pacheco Refund Check Refund Check Refund Check Refund Check	03/19/2026	60.30 2.93 5.35 4.24
Total for Check Number 17399:				72.82
17400	UB*06025	Kenneth & Sarina Page Refund Check Refund Check Refund Check Refund Check Refund Check	03/19/2026	24.90 17.21 18.07 16.72 51.20
Total for Check Number 17400:				128.10
17401	UB*06034	John Partnoff Refund Check Refund Check Refund Check Refund Check	03/19/2026	19.71 26.57 24.81 13.62
Total for Check Number 17401:				84.71
17402	UB*06013	Pho 92 Vietnamese Refund Check Refund Check Refund Check	03/19/2026	21.01 20.56 14.25
Total for Check Number 17402:				55.82
17403	UB*06035	Sathish Ramasamy Refund Check	03/19/2026	102.75
Total for Check Number 17403:				102.75
17404	UB*06031	Angela Reek Refund Check Refund Check Refund Check Refund Check Refund Check	03/19/2026	23.46 39.83 29.27 20.24 17.88
Total for Check Number 17404:				130.68
17405	UB*06041	Tetra Tech Inc Refund Check	03/19/2026	148.04
Total for Check Number 17405:				148.04
17406	UB*06023	Dien Trinh Refund Check Refund Check Refund Check Refund Check	03/19/2026	4.71 6.81 8.58 81.55
Total for Check Number 17406:				101.65

Check No	Vendor No Invoice No	Vendor Name Description	Check Date Reference	Check Amount
17407	UB*06026	Joan Valenti Refund Check Refund Check Refund Check	03/19/2026	31.59 22.24 21.84
Total for Check Number 17407:				75.67
17408	UB*06021	Lillian & David Wells Refund Check Refund Check Refund Check Refund Check	03/19/2026	4.66 3.69 2.56 79.35
Total for Check Number 17408:				90.26
17409	10792 03162026	A-1 Financial Services April 2026 Rent - 851 E. 6th St Eng Office	03/19/2026	2,996.00
Total for Check Number 17409:				2,996.00
17410	10144 LYUM1946490	Alsco Inc Cleaning Mats/Air Fresheners 560 Magnolia Mar 2026	03/19/2026	55.15
Total for Check Number 17410:				55.15
17411	10420 1C6T-H7KP-13X4 1RWR-K3KP-QKCJ 1RWR-K3KP-QKCJ	Amazon Capital Services, Inc. (2) Running Boards - Unit 63 and 64 (3) Floor Mats - Unit 63, 64, and 65 Seat Covers - Unit 65	03/19/2026	308.14 265.91 397.78
Total for Check Number 17411:				971.83
17412	10272 0316/2026 0316/2026 0316/2026 0316/2026 0316/2026	Babcock Laboratories Inc 4 Nitrate Samples 15 General Physical Analysis Samples 1 EPA 537 Extract Only 33 Coliform Water Samples 1 EPA 537.1 Per/Polyfluorinated Alkyl Substance	03/19/2026	79.24 594.60 247.74 1,716.99 553.69
Total for Check Number 17412:				3,192.26
17413	10016 261701 Jan-Feb	City of Beaumont Monthly Sewer Charges 01/01-03/01/2026	03/19/2026	23.90
Total for Check Number 17413:				23.90
17414	10802 02272026	John Covington Mileage Reimb - Urban Water Conf - J Covington 02/25-02/27/2026	03/19/2026	66.12
Total for Check Number 17414:				66.12
17415	11371 1761	Cricket Scada LLC Well Site 29 - Reprogram Service	03/19/2026	405.00
Total for Check Number 17415:				405.00
17416	10942 0006826703 0006826704	Diamond Environmental Services LP (1) Rental and Service Portable Restroom 03/09-04/05/2026 (2) Rental and Service Handicap Portable Restroom 03/09-04/05/26	03/19/2026	97.70 341.55
Total for Check Number 17416:				439.25

Check No	Vendor No Invoice No	Vendor Name Description	Check Date Reference	Check Amount
17417	11230 631530-4797978	Healthpointe Medical Group, Inc Employment Testing	03/19/2026	350.00
Total for Check Number 17417:				350.00
17418	10398 305198 305198 305199	Infosend, Inc Feb 2026 Supply Charges for Utility Billing Feb 2026 Processing Charges for Utility Billing Feb 2026 Postage Charges for Utility Billing	03/19/2026	698.19 995.28 5,773.28
Total for Check Number 17418:				7,466.75
17419	11100 13929555	Loomis Armored US, LLC Armored Truck Services - Mar 2026	03/19/2026	403.14
Total for Check Number 17419:				403.14
17420	11142 IN-421774	Pro-Vigil Inc Monitoring Program - 39500 Brookside - 03/06-04/02/2026	03/19/2026	3,978.98
Total for Check Number 17420:				3,978.98
17421	10689 260207 260602	Safety Compliance Company Safety Meeting - Ergonomics for General Industry - 02/04/2026 Safety Meeting - Near-Misses - 02/17/2026	03/19/2026	250.00 250.00
Total for Check Number 17421:				500.00
17422	10290 26-00321	San Gorgonio Pass Water Agency 1,286 AF @ \$399 for February 2026	03/19/2026	513,114.00
Total for Check Number 17422:				513,114.00
17423	10934 2026020033	USAFact, Inc Pre-Employment Background Check	03/19/2026	312.59
Total for Check Number 17423:				312.59
17424	10385 5783480 5783480 5783481 5783481 5783481 5783481 5783481 5783481	Waterline Technologies, Inc. - PSOC (2) LMI Pumps for Well 21 (Chlorinator Retrofit) (5) LMI Pump Repair Kits for Well 21 (Chlorinator Retrofit) (1) 1000 Gallon Chlorine Tank (Well 21 Chlorinator Retrofit) (3) 2" Tank Cap (Well 21 Chlorinator Retrofit) (1) Chemical Level Gauge/1000 Gal Tank (Well 21 Chlorinator Retr (3) 2" MIP x 2" 90° Fitting (Well 21 Chlorinator Retrofit) (1) Sodium Hypochlorite Sign (Well 21 Chlorinator Retrofit)	03/19/2026	4,386.76 1,253.20 5,228.12 14.33 429.34 13.19 15.50
Total for Check Number 17424:				11,340.44
17425	10158 137660	Wienhoff Drug Testing Random Drug Testing - Emp #208	03/19/2026	17.00
Total for Check Number 17425:				17.00
17426	10753 02272026	Lona Williams Mileage Reimb - Urban Water Conf - L Williams 02/25-02/27/2026	03/19/2026	67.14
Total for Check Number 17426:				67.14
Total for 3/19/2026:				786,874.88

Check No	Vendor No Invoice No	Vendor Name Description	Check Date Reference	Check Amount
ACH	10781	Umpqua Bank	03/20/2026	
	10034	US Postal Service Certified Postage		7.74
	10063	The Record Gazette		
	10116	NIB - Well 25 and Well 1 Pumping Unit Repair and Well Rehab Verizon Wireless Services LLC		517.02
	10224	Cell Phone/iPad Charges for Jan 2026 Legal Shield		3,626.00
	10274	Monthly Prepaid Legal for Employees Mar 2026 Beaumont Chamber of Commerce		135.60
		Chamber Breakfast - Mar 2026 - J Covington		25.00
		Chamber Breakfast - Mar 2026 - D Slawson		25.00
		Chamber Breakfast - Mar 2026 - L Williams		25.00
		Chamber Breakfast - Mar 2026 - D Hoffman		25.00
	10338	California Special Districts Association Preparations for Special Districts - A Ramirez - 02/18/2026		265.00
		Setting Direction/Community Outreach - A Ramirez - 03/04/2026		265.00
		Setting Direction/Community Outreach - S Molina 03/04/2026		265.00
	10409	Stater Bros Safety Meeting Hospitality - 2/4/2026		44.97
	10420	Amazon Capital Services, Inc. Year End W-2c Forms		44.01
		(2) Keyboard and Mouse Set - Field Staff		53.86
		Stand Up Desk Converter		215.49
		Employee Plaques		71.00
		USB Extender - Board Room		64.64
	10544	Western Municipal Water District Annual Notice Groundwater Extraction - All District Wells		950.00
	10546	Frontier Communications 01/25-02/24/2026 Feb FIOS/FAX 851 E 6th Street		384.99
		01/10-02/09/2026 Feb FIOS/FAX 12th/Palm		636.54
		01/25-02/24/2026 Feb FIOS/FAX 560 Magnolia Ave		571.78
	10572	Southwest Airlines Flight - Water Education Conf - D Slawson - 03/28/2026		130.40
		Flight - Water Education Conf - J Covington - 03/25-03/28/2026		208.85
		Flight - Water Education Conf - D Slawson - 03/25/2026		160.40
		Flight - Water Education Conf - L Williams - 03/25-03/28/2026		306.81
	10573	O'Reilly Auto Parts Batteries - Upper Canyon Gate		119.29
	10596	Tractor Supply Co Vegetation Killer - Landscaping		193.94
	10623	WP Engine Web Host for BCVWD Website Feb 2026		400.00
	10635	Cal-Mesa Steel Supply, Inc Hot Rolled Sheets - Earth Soil Display from New Well Drilling		65.25
	10692	MMSoft Design Network Monitoring Software Feb 2026		1,491.41
		Network Monitoring Software Feb 2026		184.75
	10696	Innovative Document Solutions Canon Image Runner 01/01-01/31/2026 Overage Charge		148.96
		Service Call - Canon Image Runner		200.85
		Service Call - Canon Image Runner		200.85
	10781	Umpqua Bank Fraudulent Charge - Slicktext.com - Refund Pending		50.00
	10784	Autodesk, Inc Auto CAD Software 851 E 6th St - Feb 2026		620.00
		Auto CAD Software 851 E 6th St - Feb 2026		1,080.00
	10790	Microsoft Monthly Microsoft Office License - Feb 2026		16.40
		Monthly Microsoft Office License - Feb 2026		1,196.00
		Monthly Microsoft Office License - Feb 2026		450.00
		Monthly Microsoft Office License - Feb 2026		15.00

Check No	Vendor No Invoice No	Vendor Name Description	Check Date Reference	Check Amount
	10804	Water Education Foundation 2026 Water 101 Workshop and Tour - D Slawson - 03/26/2026 2026 Water 101 Workshop and Tour - J Covington - 03/26/2026 2026 Water 101 Workshop - L Williams - 03/26/2026 2026 Water Tour - L Williams - 03/26/2026		495.00 495.00 259.00 236.00
	10817	AutoZone Cleaner - Unit 52		9.90
	10818	DOT Compliance Group DOT Compliance - Biennial Update Renewal		200.00
	10824	U-Line Black Office Chair		453.90
	10892	Zoom Video Communications, Inc. (10) Video Conference - Mar 2026		226.49
	10918	Apple.com Cloud Storage - iPads		9.99
	10926	SSD Alarm Access Control Services - 39500 Brookside Ave Alarm Equip/Rent/Service/Monitor - 560 Magnolia Alarm Equip/Rent/Service/Monitor - 815 12th Stre Alarm Equip/Rent/Service/Monitor - 560 Magnolia Alarm Equip/Rent/Service/Monitor - 39500 Brookside Ave Alarm Equip/Rent/Service/Monitor - 560 Magnolia Alarm Equip/Rent/Service/Monitor - 815 12th Stre Alarm Equip/Rent/Service/Monitor - 39500 Brookside Ave Alarm Equip/Rent/Service/Monitor - 851 E. 6th St Alarm Equip/Rent/Service/Monitor - 11083 Cherry		82.60 256.48 129.63 190.74 138.80 150.31 63.15 161.73 100.13 76.68
	10978	Nextiva, Inc. Monthly Phone Service Feb 2026		3,405.26
	11027	Urban Water Institute, Inc Conference Registration - A Ramirez - 02/25-02/27/2026		412.00
	11079	DOT Physicals on the Go DOT Physical - Emp #237		124.80
	11124	Office Sign Company Name Badge - S Flores		56.17
	11150	Renaissance Esmeralda Hotel - Urban Water Conf - L Williams 02/25-02/26/2026 Hotel - Urban Water Conf - D Slawson 02/25-02/26/2026 Hotel - Urban Water Conf - J Covington 02/25-02/26/2026		774.06 774.06 774.06
	11157	Francotyp-Postalia Inc Postage - Postage Machine		113.01
	11169	Space Exploration Technologies Corp Back Up Internet - Mar 2026		165.00
	11176	Queens Driving School Class A Training - L Lomeli - 02/02-02/16/2026 Class A Training - G McAnally - 02/02-02/16/2026		69.00 69.00
	11193	Mitsogo, Inc Cyber Security - iPads - Feb 2026		108.00
	11214	One Time Conference Meal Meal Reimb - CSMFO Conf - S Molina 02/24/2026		32.14
	11216	DNS Filter Monthly Spam Filter - Feb 2026		225.00
	11238	McDonald's Safety Meeting Hospitality - 2/4/2026		242.62
	11240	Adobe Acrobat Pro Subscription March 2026		757.69
	11247	Cloudflare, Inc Cloudflare Pro Plan 02/05/2026-02/04/2027		240.00
	11249	Higher Learning Technologies, Inc AWWA Operations Certificate Exam Prep App - Water Operations		49.99
	11252	OpenAI, LLC ChatGPT Subscription - Feb 2026		360.00

Check No	Vendor No Invoice No	Vendor Name Description	Check Date Reference	Check Amount
	11258	Otter.ai, Inc. Otter Business Subscription - 02/26-04/04/2026		48.09
	11280	Constant Contact Communication Subscription 01/05-02/05/2026		325.00
	11301	University of Fairfax Cybersecurity Training - R Rasha 02/22/2026		870.00
	11355	MaintainX Inventory Control & License Software - Development Kit		6,195.00
	11372	Fusion Learning Partners Membership Renewal - CGCIO Recertification		250.00
	11373	American Backflow Prevention Assoc Conference Registration - J McCue 04/01/2026		199.88
		Conference Registration - J Bean 04/01/2026		199.88
	11374	Walk N Wear Uniforms - Field Staff		40.00
		Uniforms - Field Staff		87.06
		Uniforms - Field Staff		228.45
Total for this ACH Check for Vendor 10781:				36,388.55
Total for 3/20/2026:				36,388.55
17427	11277	Surplus Office Sales, Inc	03/23/2026	
	30286	Delivery and Setup		435.00
	30286	(1) Executive Desk - NAP289L		1,185.32
	30286	(3) Glass Door Hutch - NAP420		1,304.84
	30286	(1) U-Shape Desk - NAP289		1,413.74
	30286	(1) U-Shape Desk - NAP289		1,413.74
	30286	(4) Double Door Storage Cabinets - NAP156		3,479.78
Total for Check Number 17427:				9,232.42
Total for 3/23/2026:				9,232.42
Report Total (197 checks):				1,762,897.22

AP Checks by Date - Detail by Check Date (3/26/2026 1:31 PM)



**Beaumont-Cherry Valley Water District
Finance and Audit Committee Meeting
May 7, 2026**

Item 4a

STAFF REPORT

TO: Finance and Audit Committee
FROM: Finance and Administration
SUBJECT: Review of the March 2026 Budget Variance Reports

Staff Recommendation

Information only.

Executive Summary

Total revenues collected through March were \$6,053,278.03, representing 23.39% of the annual revenue budget of \$25,876,900.00. At three months into the fiscal year (25.00% straight-line benchmark), revenues are slightly below benchmark but continue to trend generally in line with expectations, with strong operating revenues and continued strength in interest earnings.

Total expenses incurred through March were \$5,739,606.85, or 21.55% of the annual expense budget of \$26,768,200.00. Expenditures remain below the straight-line benchmark, reflecting normal timing differences in operational activity.

Overall, the District continues to maintain a stable financial position through the first quarter of FY 2026.

Analysis

Revenue Summary

Through March 31, 2026, total revenues reached approximately \$6.05 million, or 23.39% of the adopted revenue budget. Revenue performance continues to be driven by operating revenues, with interest income significantly outperforming early-year expectations.

Notable highlights:

1. Interest income: \$870,044.03 (52.51%) – Significantly exceeding the 25.00% benchmark, continuing to reflect strong investment yields and cash balances.
2. Non-operating revenue: \$5,061.00 (0.24%) – Limited activity to date; these revenues are typically development-driven and fluctuate month to month.
3. Operating revenue: \$5,170,339.37 (23.45%) – Primary source of District income; reflects water usage, fixed charges, and passthroughs trending slightly below benchmark but generally aligned with seasonal billing cycles.
4. Rent and utility revenue: \$7,833.63 (~21.11%) – Slightly below benchmark but tracking proportionately with budget expectations. Actual amounts are based on utility invoices received and paid by the District for District-owned residences and subsequently billed to the employees residing in those units.



Expense Summary

Through March 31, 2026, total expenditures amounted to approximately \$5.74 million, or 21.55% of the total adopted budget. Overall expenditures remain below the 25.00% benchmark, indicating continued prudent fiscal management.

Notable highlights:

1. Board of Directors: \$50,344.77 (15.38%) – Below benchmark; typical early-year spending pattern.
2. Engineering: \$202,766.43 (19.58%) – Slightly below benchmark; primarily personnel and limited services activity.
3. Finance & Administration: \$1,846,028.85 (21.14%) – Below benchmark; includes payroll, depreciation, and administrative services. Department includes the General Manager, Finance, Human Resources, and Customer Service.
4. IT and Cybersecurity: \$254,714.60 (22.41%) – Tracking close to benchmark after initial front-loaded expenditures earlier in the year.
5. Operations: \$3,351,395.91 (22.22%) – Largest expenditure category; water purchases, power, and maintenance costs remain below benchmark and consistent with seasonal demand.
6. General (Non-Departmental): \$34,356.29 (10.45%) – Minimal activity to date.

Conclusion

The District's financial performance through the first quarter of FY2026 remains stable and well-controlled. Revenues are trending slightly below the straight-line benchmark but remain consistent with expectations, supported by strong operating revenues and exceptional interest earnings. Expenses continue to be managed conservatively and remain below benchmark levels across all major departments. Operational cost drivers such as water purchases and power remain within expected seasonal ranges.

Overall, the District remains in a fiscally sound position, with both revenue generation and expenditure control aligned with the adopted budget.

Attachment(s)

1. Budget Variance Revenue Report
2. Budget Variance Expense Report

Staff Report prepared by William Clayton, Finance Manager

General Ledger
Budget Variance Revenue

User: wclayton
Printed: 4/29/2026 4:14:40 PM
Period 03 - 03
Fiscal Year 2026

Beaumont-Cherry Valley Water District
560 Magnolia Avenue
Beaumont CA 92223
(951) 845-9581
www.bcvwd.org



Account Number	Description	Budget	Period Amt	End Bal	Variance	Encumbered	% Avail/ Uncollect
50	GENERAL						
01-50-510-490001	Interest Income - Bonita Vista	\$ 100.00	\$ -	\$ 21.80	\$ 78.20	\$ -	78.20%
01-50-510-490011	Interest Income - Fairway Cnyn	\$ 159,200.00	\$ -	\$ -	\$ 159,200.00	\$ -	100.00%
01-50-510-490021	Interest Income - General	\$ 1,379,000.00	\$ 525,244.02	\$ 843,691.88	\$ 535,308.12	\$ -	38.82%
01-50-510-490041	Rlzd Gain/Loss on Investment	\$ -	\$ 0.01	\$ 2,299.93	\$ (2,299.93)	\$ -	0.00%
01-50-510-490051	Net Amort/Accret on Investment	\$ 118,700.00	\$ 9,000.25	\$ 24,030.42	\$ 94,669.58	\$ -	79.76%
	Interest Income	\$ 1,657,000.00	\$ 534,244.28	\$ 870,044.03	\$ 786,955.97	\$ -	47.49%
01-50-510-481001	Capacity Fees-Wells	\$ 383,600.00	\$ -	\$ 968.00	\$ 382,632.00	\$ -	99.75%
01-50-510-481006	Cap Fees-Water Rights (SWP)	\$ 242,700.00	\$ -	\$ 612.50	\$ 242,087.50	\$ -	99.75%
01-50-510-481012	Cap Fees-Water Treatment Plant	\$ 182,500.00	\$ -	\$ 460.50	\$ 182,039.50	\$ -	99.75%
01-50-510-481018	Cap Fees-Local Water Resources	\$ 96,100.00	\$ -	\$ 242.50	\$ 95,857.50	\$ -	99.75%
01-50-510-481024	Cap Fees-Recycled Water	\$ 355,500.00	\$ -	\$ 701.00	\$ 354,799.00	\$ -	99.80%
01-50-510-481030	Cap Fees-Transmission	\$ 310,700.00	\$ -	\$ 784.00	\$ 309,916.00	\$ -	99.75%
01-50-510-481036	Cap Fees-Storage	\$ 397,800.00	\$ -	\$ 1,004.00	\$ 396,796.00	\$ -	99.75%
01-50-510-481042	Cap Fees-Booster	\$ 27,600.00	\$ -	\$ 69.50	\$ 27,530.50	\$ -	99.75%
01-50-510-481048	Cap Fees-Pressure Reducing Stn	\$ 14,100.00	\$ -	\$ 35.50	\$ 14,064.50	\$ -	99.75%
01-50-510-481054	Cap Fees-Miscellaneous Project	\$ 12,300.00	\$ -	\$ 31.00	\$ 12,269.00	\$ -	99.75%
01-50-510-481060	Cap Fees-Financing Costs	\$ 60,500.00	\$ -	\$ 152.50	\$ 60,347.50	\$ -	99.75%
01-50-510-485001	Front Footage Fees	\$ 50,000.00	\$ -	\$ -	\$ 50,000.00	\$ -	100.00%
	Non-Operating Revenue	\$ 2,133,400.00	\$ -	\$ 5,061.00	\$ 2,128,339.00	\$ -	99.76%
01-50-510-410100	Sales	\$ 7,185,500.00	\$ 456,284.56	\$ 1,451,865.22	\$ 5,733,634.78	\$ -	79.79%
01-50-510-410151	Agricultural Irrigation Sales	\$ 32,000.00	\$ 1,797.28	\$ 4,510.85	\$ 27,489.15	\$ -	85.90%
01-50-510-410171	Construction Sales	\$ 77,500.00	\$ 3,328.56	\$ 8,432.66	\$ 69,067.34	\$ -	89.12%
01-50-510-413001	Backflow Administration Charge	\$ 96,900.00	\$ 8,397.97	\$ 29,537.63	\$ 67,362.37	\$ -	69.52%
01-50-510-413011	Fixed Meter Charges	\$ 6,956,700.00	\$ 712,081.96	\$ 1,950,845.00	\$ 5,005,855.00	\$ -	71.96%
01-50-510-413021	Meter Fees	\$ 337,100.00	\$ 51,384.00	\$ 127,634.00	\$ 209,466.00	\$ -	62.14%
01-50-510-415001	SGPWA Importation Charges	\$ 4,118,900.00	\$ 265,117.97	\$ 844,550.66	\$ 3,274,349.34	\$ -	79.50%
01-50-510-415011	SCE Power Charges	\$ 2,625,700.00	\$ 185,024.75	\$ 587,036.89	\$ 2,038,663.11	\$ -	77.64%
01-50-510-417001	2nd Notice Charges	\$ 90,400.00	\$ 5,350.00	\$ 17,330.00	\$ 73,070.00	\$ -	80.83%
01-50-510-417011	3rd Notice Charges	\$ 130,500.00	\$ 12,435.00	\$ 42,405.00	\$ 88,095.00	\$ -	67.51%
01-50-510-417021	Account Reinstatement Fees	\$ 44,800.00	\$ 2,750.00	\$ 15,900.00	\$ 28,900.00	\$ -	64.51%
01-50-510-417031	Lien Processing Fees	\$ 6,800.00	\$ 840.00	\$ 2,280.00	\$ 4,520.00	\$ -	66.47%

Attachment 1

Account Number	Description	Budget	Period Amt	End Bal	Variance	Encumbered	% Avail/ Uncollect
01-50-510-417041	Credit Check Processing Fees	\$ 18,400.00	\$ 1,580.00	\$ 3,400.00	\$ 15,000.00	\$ -	81.52%
01-50-510-417051	Return Check Fees	\$ 11,200.00	\$ 1,075.00	\$ 3,275.00	\$ 7,925.00	\$ -	70.76%
01-50-510-417061	Customer Damages	\$ 30,800.00	\$ 1,540.00	\$ 3,182.21	\$ 27,617.79	\$ -	89.67%
01-50-510-417071	After-Hours Call Out Charges	\$ 3,700.00	\$ 600.00	\$ 1,100.00	\$ 2,600.00	\$ -	70.27%
01-50-510-417081	Bench Test Fees (Credits)	\$ 100.00	\$ -	\$ -	\$ 100.00	\$ -	100.00%
01-50-510-417101	Customer Upgrade Charges	\$ 100.00	\$ -	\$ -	\$ 100.00	\$ -	100.00%
01-50-510-419001	Rebates and Reimbursements	\$ 2,700.00	\$ -	\$ -	\$ 2,700.00	\$ -	100.00%
01-50-510-419011	Development Income	\$ 200,000.00	\$ 23,684.45	\$ 50,589.93	\$ 149,410.07	\$ -	74.71%
01-50-510-419012	Development Income - GIS	\$ -	\$ 86.42	\$ 19,641.68	\$ (19,641.68)	\$ -	0.00%
01-50-510-419031	Well Maintenance Reimbursement	\$ 74,800.00	\$ 2,337.61	\$ 5,873.14	\$ 68,926.86	\$ -	92.15%
01-50-510-419061	Miscellaneous Income	\$ 4,800.00	\$ 949.50	\$ 949.50	\$ 3,850.50	\$ -	80.22%
	Operating Revenue	\$ 22,049,400.00	\$ 1,736,645.03	\$ 5,170,339.37	\$ 16,879,060.63	\$ -	76.55%
01-50-510-471011	Maint Fees - 13695 Oak Glen Rd	\$ 7,500.00	\$ 624.10	\$ 1,846.12	\$ 5,653.88	\$ -	75.39%
01-50-510-471021	Maint Fees - 13697 Oak Glen Rd	\$ 8,300.00	\$ 695.90	\$ 2,059.50	\$ 6,240.50	\$ -	75.19%
01-50-510-471031	Maint Fees - 9781 AveMiravilla	\$ 6,900.00	\$ 580.32	\$ 1,716.00	\$ 5,184.00	\$ -	75.13%
01-50-510-471111	Utilities - 13695 Oak Glen Rd	\$ 3,700.00	\$ 114.38	\$ 598.20	\$ 3,101.80	\$ -	83.83%
01-50-510-471121	Utilities - 13697 Oak Glen Rd	\$ 7,600.00	\$ 270.43	\$ 1,229.46	\$ 6,370.54	\$ -	83.82%
01-50-510-471131	Utilities - 9781 Ave Miravilla	\$ 3,100.00	\$ 109.35	\$ 384.35	\$ 2,715.65	\$ -	87.60%
	Rent/Utilities	\$ 37,100.00	\$ 2,394.48	\$ 7,833.63	\$ 29,266.37	\$ -	78.89%
Revenue Total		\$ 25,876,900.00	\$ 2,273,283.79	\$ 6,053,278.03	\$ 19,823,621.97		76.61%

General Ledger
Budget Variance Expense

User: wclayton
Printed: 4/29/2026 4:17:35 PM
Period 03 - 03
Fiscal Year 2026

Beaumont-Cherry Valley Water District

560 Magnolia Avenue
Beaumont CA 92223
(951) 845-9581
www.bcvwd.org



Account Number	Description	Budget	Period Amt	End Bal	Variance	Encumbered	% Avail/
10	BOARD OF DIRECTORS						
01-10-110-500101	Board of Directors Fees	\$ 131,100.00	\$ 10,670.40	\$ 21,177.00	\$ 109,923.00	\$ -	83.85%
01-10-110-500115	Social Security	\$ 8,200.00	\$ 661.55	\$ 1,323.09	\$ 6,876.91	\$ -	83.86%
01-10-110-500120	Medicare	\$ 2,000.00	\$ 154.73	\$ 309.49	\$ 1,690.51	\$ -	84.53%
01-10-110-500125	Health Insurance	\$ 110,400.00	\$ 3,722.68	\$ 18,726.72	\$ 91,673.28	\$ -	83.04%
01-10-110-500140	Life Insurance	\$ 2,500.00	\$ 10.89	\$ 26.73	\$ 2,473.27	\$ -	98.93%
01-10-110-500143	EAP Program	\$ 300.00	\$ 10.10	\$ 30.30	\$ 269.70	\$ -	89.90%
01-10-110-500145	Workers' Compensation	\$ 1,100.00	\$ 58.62	\$ 117.18	\$ 982.82	\$ -	89.35%
01-10-110-500175	Training/Education/Mtgs/Travel	\$ 63,400.00	\$ 5,444.20	\$ 8,565.29	\$ 54,834.71	\$ -	86.49%
	Board of Directors Personnel	\$ 319,000.00	\$ 20,733.17	\$ 50,275.80	\$ 268,724.20	\$ -	84.24%
01-10-110-550043	Supplies-Other	\$ 1,400.00	\$ -	\$ 62.97	\$ 1,337.03	\$ -	95.50%
	Board of Directors Materials & Supplies	\$ 1,400.00	\$ -	\$ 62.97	\$ 1,337.03	\$ -	95.50%
01-10-110-550012	Election Expenses	\$ 6,000.00	\$ -	\$ 6.00	\$ 5,994.00	\$ -	99.90%
01-10-110-550051	Advertising/Legal Notices	\$ 1,000.00	\$ -	\$ -	\$ 1,000.00	\$ -	100.00%
	Board of Directors Services	\$ 7,000.00	\$ -	\$ 6.00	\$ 6,994.00	\$ -	99.91%
Expense Total	BOARD OF DIRECTORS	\$ 327,400.00	\$ 20,733.17	\$ 50,344.77	\$ 277,055.23	\$ -	84.62%
20	ENGINEERING						
210	Engineering Personnel						
01-20-210-500105	Labor	\$ 619,600.00	\$ 32,171.33	\$ 90,802.19	\$ 528,797.81	\$ -	85.35%
01-20-210-500114	Incentive Pay	\$ 2,400.00	\$ -	\$ -	\$ 2,400.00	\$ -	100.00%
01-20-210-500115	Social Security	\$ 47,200.00	\$ 2,114.09	\$ 6,176.13	\$ 41,023.87	\$ -	86.91%
01-20-210-500120	Medicare	\$ 11,100.00	\$ 494.43	\$ 1,444.37	\$ 9,655.63	\$ -	86.99%
01-20-210-500125	Health Insurance	\$ 113,600.00	\$ 8,402.70	\$ 25,184.32	\$ 88,415.68	\$ -	77.83%
01-20-210-500140	Life Insurance	\$ 1,000.00	\$ 53.19	\$ 156.46	\$ 843.54	\$ -	84.35%
01-20-210-500143	EAP Program	\$ 300.00	\$ 9.02	\$ 27.10	\$ 272.90	\$ -	90.97%
01-20-210-500145	Workers' Compensation	\$ 5,900.00	\$ 224.86	\$ 637.85	\$ 5,262.15	\$ -	89.19%
01-20-210-500150	Unemployment Insurance	\$ 15,100.00	\$ -	\$ -	\$ 15,100.00	\$ -	100.00%
01-20-210-500155	Retirement/CalPERS	\$ 69,300.00	\$ 3,523.80	\$ 11,715.55	\$ 57,584.45	\$ -	83.09%
01-20-210-500165	Uniforms and Employee Benefits	\$ 500.00	\$ -	\$ -	\$ 500.00	\$ -	100.00%
01-20-210-500175	Training/Education/Mtgs/Travel	\$ 8,000.00	\$ -	\$ -	\$ 8,000.00	\$ -	100.00%

Account Number	Description	Budget	Period Amt	End Bal	Variance	Encumbered	% Avail/
01-20-210-500180	Accrued Sick Leave Expense	\$ 33,900.00	\$ 805.20	\$ 1,405.56	\$ 32,494.44	\$ -	95.85%
01-20-210-500185	Accrued Vacation Leave Expense	\$ 37,400.00	\$ 564.86	\$ 1,227.70	\$ 36,172.30	\$ -	96.72%
01-20-210-500187	Accrued Leave Payments	\$ 27,900.00	\$ -	\$ 7,251.47	\$ 20,648.53	\$ -	74.01%
01-20-210-500195	CIP Related Labor	\$ (225,000.00)	\$ (363.07)	\$ (570.57)	\$ (224,429.43)	\$ -	99.75%
220	Development Services Personnel						
01-20-220-500105	Labor	\$ 81,800.00	\$ 5,943.77	\$ 16,648.25	\$ 65,151.75	\$ -	79.65%
01-20-220-500115	Social Security	\$ 5,300.00	\$ 374.63	\$ 1,054.81	\$ 4,245.19	\$ -	80.10%
01-20-220-500120	Medicare	\$ 1,300.00	\$ 87.61	\$ 246.72	\$ 1,053.28	\$ -	81.02%
01-20-220-500125	Health Insurance	\$ 21,000.00	\$ 1,188.80	\$ 3,747.61	\$ 17,252.39	\$ -	82.15%
01-20-220-500140	Life Insurance	\$ 200.00	\$ 9.05	\$ 29.82	\$ 170.18	\$ -	85.09%
01-20-220-500143	EAP Program	\$ 100.00	\$ 1.08	\$ 3.53	\$ 96.47	\$ -	96.47%
01-20-220-500145	Workers' Compensation	\$ 800.00	\$ 39.72	\$ 106.17	\$ 693.83	\$ -	86.73%
01-20-220-500150	Unemployment Insurance	\$ 2,000.00	\$ -	\$ -	\$ 2,000.00	\$ -	100.00%
01-20-220-500155	Retirement/CalPERS	\$ 7,900.00	\$ 611.66	\$ 1,715.36	\$ 6,184.64	\$ -	78.29%
	ENGINEERING Personnel	\$ 888,600.00	\$ 56,256.73	\$ 169,010.40	\$ 719,589.60	\$ -	80.98%
01-20-210-540048	Permits, Fees & Licensing	\$ 3,000.00	\$ -	\$ -	\$ 3,000.00	\$ -	100.00%
01-20-210-550029	Administrative Expenses	\$ 11,000.00	\$ -	\$ 750.00	\$ 10,250.00	\$ -	93.18%
01-20-210-550042	Office Supplies	\$ 1,000.00	\$ -	\$ -	\$ 1,000.00	\$ -	100.00%
01-20-210-550046	Office Equipment	\$ 5,000.00	\$ -	\$ -	\$ 5,000.00	\$ -	100.00%
	Engineering Materials & Supplies	\$ 20,000.00	\$ -	\$ 750.00	\$ 19,250.00	\$ -	96.25%
01-20-210-540014	Development Reimbursable GIS	\$ -	\$ -	\$ 17,280.00	\$ (17,280.00)	\$ -	0.00%
01-20-210-550030	Membership Dues	\$ 2,000.00	\$ -	\$ 326.00	\$ 1,674.00	\$ -	83.70%
01-20-210-550051	Advertising/Legal Notices	\$ 5,000.00	\$ -	\$ -	\$ 5,000.00	\$ -	100.00%
01-20-210-580031	Outside Engineering	\$ 120,000.00	\$ 5,133.33	\$ 15,400.03	\$ 104,599.97	\$ -	87.17%
	Engineering Services	\$ 127,000.00	\$ 5,133.33	\$ 33,006.03	\$ 93,993.97	\$ -	74.01%
Expense Total	ENGINEERING	\$ 1,035,600.00	\$ 61,390.06	\$ 202,766.43	\$ 832,833.57	\$ -	80.42%
30	FINANCE & ADMINISTRATION						
310	Finance & Administration Personnel						
01-30-310-500105	Labor	\$ 1,238,800.00	\$ 91,957.29	\$ 258,824.17	\$ 979,975.83	\$ -	79.11%
01-30-310-500110	Overtime	\$ 6,000.00	\$ -	\$ 133.02	\$ 5,866.98	\$ -	97.78%
01-30-310-500111	Double Time	\$ 4,100.00	\$ -	\$ -	\$ 4,100.00	\$ -	100.00%
01-30-310-500114	Incentive Pay	\$ 3,600.00	\$ 50.00	\$ 150.00	\$ 3,450.00	\$ -	95.83%
01-30-310-500115	Social Security	\$ 99,000.00	\$ 5,582.36	\$ 16,311.76	\$ 82,688.24	\$ -	83.52%
01-30-310-500120	Medicare	\$ 23,200.00	\$ 1,305.55	\$ 3,814.85	\$ 19,385.15	\$ -	83.56%
01-30-310-500125	Health Insurance	\$ 205,200.00	\$ 16,104.94	\$ 48,157.39	\$ 157,042.61	\$ -	76.53%
01-30-310-500130	CalPERS Health Admin Costs	\$ 2,500.00	\$ 79.56	\$ 238.68	\$ 2,261.32	\$ -	90.45%
01-30-310-500140	Life Insurance	\$ 2,000.00	\$ 144.96	\$ 432.36	\$ 1,567.64	\$ -	78.38%
01-30-310-500143	EAP Program	\$ 500.00	\$ 16.16	\$ 48.15	\$ 451.85	\$ -	90.37%
01-30-310-500145	Workers' Compensation	\$ 10,100.00	\$ 520.26	\$ 1,464.64	\$ 8,635.36	\$ -	85.50%

Account Number	Description	Budget	Period Amt	End Bal	Variance	Encumbered	% Avail/
01-30-310-500150	Unemployment Insurance	\$ 29,800.00	\$ -	\$ -	\$ 29,800.00	\$ -	100.00%
01-30-310-500155	Retirement/CalPERS	\$ 285,800.00	\$ 21,106.95	\$ 61,021.60	\$ 224,778.40	\$ -	78.65%
01-30-310-500161	Estimated Current Year OPEB	\$ 99,700.00	\$ 23,925.00	\$ 23,925.00	\$ 75,775.00	\$ -	76.00%
01-30-310-500165	Uniforms and Employee Benefits	\$ 1,000.00	\$ -	\$ -	\$ 1,000.00	\$ -	100.00%
01-30-310-500175	Training/Education/Mtgs/Travel	\$ 38,000.00	\$ 300.34	\$ 7,085.32	\$ 30,914.68	\$ -	81.35%
01-30-310-500180	Accrued Sick Leave Expense	\$ 67,500.00	\$ 1,624.29	\$ 6,156.88	\$ 61,343.12	\$ -	90.88%
01-30-310-500185	Accrued Vacation Leave Expense	\$ 114,900.00	\$ 1,377.81	\$ 6,319.60	\$ 108,580.40	\$ -	94.50%
01-30-310-500187	Accrued Leave Payments	\$ 144,500.00	\$ -	\$ 13,189.86	\$ 131,310.14	\$ -	90.87%
01-30-310-560000	GASB 68 Pension Expense	\$ 361,200.00	\$ 11,775.00	\$ 11,775.00	\$ 349,425.00	\$ -	96.74%
320	Human Resources & Risk Management Personnel						
01-30-320-500105	Labor	\$ 145,400.00	\$ 11,126.40	\$ 31,285.06	\$ 114,114.94	\$ -	78.48%
01-30-320-500114	Incentive Pay	\$ 600.00	\$ -	\$ -	\$ 600.00	\$ -	100.00%
01-30-320-500115	Social Security	\$ 10,100.00	\$ 690.38	\$ 1,941.69	\$ 8,158.31	\$ -	80.78%
01-30-320-500120	Medicare	\$ 2,400.00	\$ 161.46	\$ 454.11	\$ 1,945.89	\$ -	81.08%
01-30-320-500125	Health Insurance	\$ 27,200.00	\$ 2,257.06	\$ 6,771.18	\$ 20,428.82	\$ -	75.11%
01-30-320-500140	Life Insurance	\$ 300.00	\$ 17.98	\$ 53.94	\$ 246.06	\$ -	82.02%
01-30-320-500143	EAP Program	\$ 100.00	\$ 2.02	\$ 6.06	\$ 93.94	\$ -	93.94%
01-30-320-500145	Workers' Compensation	\$ 1,200.00	\$ 61.16	\$ 171.87	\$ 1,028.13	\$ -	85.68%
01-30-320-500150	Unemployment Insurance	\$ 3,600.00	\$ -	\$ -	\$ 3,600.00	\$ -	100.00%
01-30-320-500155	Retirement/CalPERS	\$ 13,400.00	\$ 1,001.63	\$ 2,822.97	\$ 10,577.03	\$ -	78.93%
01-30-320-500165	Uniforms and Employee Benefits	\$ 300.00	\$ -	\$ 70.77	\$ 229.23	\$ -	76.41%
01-30-320-500175	Training/Education/Mtgs/Travel	\$ 3,800.00	\$ -	\$ -	\$ 3,800.00	\$ -	100.00%
01-30-320-500176	Dist Professional Development	\$ 18,800.00	\$ -	\$ -	\$ 18,800.00	\$ -	100.00%
01-30-320-500177	General Safety Trng & Supplies	\$ 24,200.00	\$ 750.00	\$ 1,776.50	\$ 22,423.50	\$ -	92.66%
01-30-320-500180	Accrued Sick Leave Expense	\$ 8,900.00	\$ -	\$ -	\$ 8,900.00	\$ -	100.00%
01-30-320-500185	Accrued Vacation Leave Expense	\$ 7,400.00	\$ -	\$ -	\$ 7,400.00	\$ -	100.00%
01-30-320-500187	Accrued Leave Payments	\$ -	\$ -	\$ 75.10	\$ (75.10)	\$ -	0.00%
01-30-320-550024	Employment Testing	\$ 5,100.00	\$ 625.00	\$ 2,282.00	\$ 2,818.00	\$ -	55.25%
330	Customer Service Personnel						
01-30-330-500105	Labor	\$ 423,500.00	\$ 29,866.71	\$ 76,264.45	\$ 347,235.55	\$ -	81.99%
01-30-330-500110	Overtime	\$ 5,600.00	\$ -	\$ 80.42	\$ 5,519.58	\$ -	98.56%
01-30-330-500114	Incentive Pay	\$ 3,000.00	\$ -	\$ -	\$ 3,000.00	\$ -	100.00%
01-30-330-500115	Social Security	\$ 31,100.00	\$ 1,851.45	\$ 4,945.07	\$ 26,154.93	\$ -	84.10%
01-30-330-500120	Medicare	\$ 7,300.00	\$ 432.98	\$ 1,156.48	\$ 6,143.52	\$ -	84.16%
01-30-330-500125	Health Insurance	\$ 139,900.00	\$ 9,108.18	\$ 27,324.54	\$ 112,575.46	\$ -	80.47%
01-30-330-500140	Life Insurance	\$ 700.00	\$ 49.97	\$ 135.53	\$ 564.47	\$ -	80.64%
01-30-330-500143	EAP Program	\$ 300.00	\$ 10.10	\$ 26.26	\$ 273.74	\$ -	91.25%
01-30-330-500145	Workers' Compensation	\$ 3,300.00	\$ 164.53	\$ 427.92	\$ 2,872.08	\$ -	87.03%
01-30-330-500150	Unemployment Insurance	\$ 10,400.00	\$ -	\$ -	\$ 10,400.00	\$ -	100.00%
01-30-330-500155	Retirement/CalPERS	\$ 71,000.00	\$ 5,230.30	\$ 14,502.19	\$ 56,497.81	\$ -	79.57%
01-30-330-500165	Uniforms and Employee Benefits	\$ 500.00	\$ 56.17	\$ 56.17	\$ 443.83	\$ -	88.77%
01-30-330-500175	Training/Education/Mtgs/Travel	\$ 8,000.00	\$ -	\$ 778.75	\$ 7,221.25	\$ -	90.27%
01-30-330-500180	Accrued Sick Leave Expense	\$ 21,100.00	\$ 429.41	\$ 1,292.51	\$ 19,807.49	\$ -	93.87%

Account Number	Description	Budget	Period Amt	End Bal	Variance	Encumbered	% Avail/
01-30-330-500185	Accrued Vacation Leave Expense	\$ 26,800.00	\$ (447.18)	\$ 214.65	\$ 26,585.35	\$ -	99.20%
01-30-330-500187	Accrued Leave Payments	\$ 22,400.00	\$ -	\$ 1,800.00	\$ 20,600.00	\$ -	91.96%
	FINANCE & ADMINISTRATION Personnel	\$ 3,785,100.00	\$ 239,316.18	\$ 635,764.47	\$ 3,149,335.53	\$ -	83.20%
310	Finance & Administration Materials & Supplies						
01-30-310-550042	Office Supplies	\$ 12,100.00	\$ 678.21	\$ 1,299.90	\$ 10,800.10	\$ -	89.26%
01-30-310-550046	Office Equipment	\$ 3,300.00	\$ -	\$ 40.93	\$ 3,259.07	\$ -	98.76%
01-30-310-550048	Postage	\$ 141,900.00	\$ 6,169.48	\$ 21,291.34	\$ 120,608.66	\$ -	85.00%
01-30-310-550066	Subscriptions	\$ 500.00	\$ -	\$ -	\$ 500.00	\$ -	100.00%
01-30-310-550072	Miscellaneous Operating Exp	\$ 500.00	\$ -	\$ -	\$ 500.00	\$ -	100.00%
01-30-310-550078	Bad Debt Expense	\$ 25,000.00	\$ -	\$ -	\$ 25,000.00	\$ -	100.00%
01-30-310-550084	Depreciation	\$ 3,876,500.00	\$ 434,170.07	\$ 1,036,784.02	\$ 2,839,715.98	\$ -	73.25%
320	Human Resources & Risk Management Materials & Supplies						
01-30-320-550028	District Certification	\$ 4,500.00	\$ -	\$ 4,221.00	\$ 279.00	\$ -	6.20%
01-30-320-550042	Office Supplies	\$ 1,900.00	\$ -	\$ -	\$ 1,900.00	\$ -	100.00%
330	Customer Service Materials & Supplies						
01-30-330-550006	Cashiering Shortages/Overages	\$ 100.00	\$ -	\$ 2.80	\$ 97.20	\$ -	97.20%
	FINANCE & ADMINISTRATION Materials & Supplies	\$ 4,066,300.00	\$ 441,017.76	\$ 1,063,639.99	\$ 3,002,660.01	\$ -	73.84%
310	Finance & Administration Services						
01-30-310-550001	Bank/Financial Service Fees	\$ 4,000.00	\$ 335.81	\$ 994.52	\$ 3,005.48	\$ -	75.14%
01-30-310-550030	Membership Dues	\$ 49,000.00	\$ 2,190.83	\$ 21,433.78	\$ 27,566.22	\$ -	56.26%
01-30-310-550051	Advertising/Legal Notices	\$ 1,500.00	\$ -	\$ -	\$ 1,500.00	\$ -	100.00%
01-30-310-550054	Property, Auto, General Ins	\$ 319,000.00	\$ 21,070.94	\$ 63,212.82	\$ 255,787.18	\$ -	80.18%
01-30-310-550061	Media Outreach	\$ 5,000.00	\$ -	\$ -	\$ 5,000.00	\$ -	100.00%
01-30-310-580001	Accounting and Audit	\$ 48,200.00	\$ 2,725.00	\$ 2,725.00	\$ 45,475.00	\$ -	94.35%
01-30-310-580011	General Legal	\$ 179,300.00	\$ 18,386.84	\$ 48,036.82	\$ 131,263.18	\$ -	73.21%
01-30-310-580036	Other Professional Services	\$ 142,800.00	\$ 520.00	\$ 1,329.25	\$ 141,470.75	\$ -	99.07%
320	Human Resources & Risk Management Services						
01-30-320-550025	Employee Retention	\$ 6,000.00	\$ 358.59	\$ 358.59	\$ 5,641.41	\$ -	94.02%
01-30-320-550026	Recruitment Expense	\$ 9,000.00	\$ -	\$ 312.59	\$ 8,687.41	\$ -	96.53%
01-30-320-550030	Membership Dues	\$ 1,100.00	\$ -	\$ 499.00	\$ 601.00	\$ -	54.64%
01-30-320-550051	Advertising/Legal Notices	\$ 1,600.00	\$ -	\$ 219.79	\$ 1,380.21	\$ -	86.26%
01-30-320-580036	Other Professional Services	\$ 11,000.00	\$ -	\$ -	\$ 11,000.00	\$ -	100.00%
330	Customer Service Services						
01-30-330-500190	Temporary Labor	\$ 16,100.00	\$ -	\$ -	\$ 16,100.00	\$ -	100.00%
01-30-330-550008	Transaction/Return Fees	\$ 1,200.00	\$ 67.33	\$ 210.62	\$ 989.38	\$ -	82.45%
01-30-330-550014	Credit Check Fees	\$ 6,200.00	\$ 497.68	\$ 1,096.40	\$ 5,103.60	\$ -	82.32%
01-30-330-550030	Membership Dues	\$ 1,100.00	\$ -	\$ -	\$ 1,100.00	\$ -	100.00%
01-30-330-550036	Notary and Lien Fees	\$ 2,000.00	\$ 227.00	\$ 227.00	\$ 1,773.00	\$ -	88.65%
01-30-330-550050	Utility Billing Service	\$ 76,000.00	\$ 1,753.08	\$ 5,968.21	\$ 70,031.79	\$ -	92.15%
01-30-330-550051	Advertising/Legal Notices	\$ 900.00	\$ -	\$ -	\$ 900.00	\$ -	100.00%
	FINANCE & ADMINISTRATION Services	\$ 881,000.00	\$ 48,133.10	\$ 146,624.39	\$ 734,375.61	\$ -	83.36%

Account Number	Description	Budget	Period Amt	End Bal	Variance	Encumbered	% Avail/
Expense Total	FINANCE & ADMINISTRATION	\$ 8,732,400.00	\$ 728,467.04	\$ 1,846,028.85	\$ 6,886,371.15	\$ -	78.86%
35	IT & CYBERSECURITY						
01-35-315-500105	Labor	\$ 206,300.00	\$ 17,709.44	\$ 47,876.78	\$ 158,423.22	\$ -	76.79%
01-35-315-500114	Incentive Pay	\$ 600.00	\$ -	\$ -	\$ 600.00	\$ -	100.00%
01-35-315-500115	Social Security	\$ 17,200.00	\$ 951.92	\$ 2,987.92	\$ 14,212.08	\$ -	82.63%
01-35-315-500120	Medicare	\$ 4,100.00	\$ 222.62	\$ 698.77	\$ 3,401.23	\$ -	82.96%
01-35-315-500125	Health Insurance	\$ 28,800.00	\$ 2,386.57	\$ 7,159.71	\$ 21,640.29	\$ -	75.14%
01-35-315-500140	Life Insurance	\$ 400.00	\$ 24.80	\$ 74.40	\$ 325.60	\$ -	81.40%
01-35-315-500143	EAP Program	\$ 100.00	\$ 2.02	\$ 6.06	\$ 93.94	\$ -	93.94%
01-35-315-500145	Workers' Compensation	\$ 1,600.00	\$ 84.30	\$ 242.81	\$ 1,357.19	\$ -	84.82%
01-35-315-500150	Unemployment Insurance	\$ 5,000.00	\$ -	\$ -	\$ 5,000.00	\$ -	100.00%
01-35-315-500155	Retirement/CalPERS	\$ 19,200.00	\$ 1,395.10	\$ 8,934.61	\$ 10,265.39	\$ -	53.47%
01-35-315-500175	Training/Education/Mtgs/Travel	\$ 5,300.00	\$ 870.00	\$ 3,480.00	\$ 1,820.00	\$ -	34.34%
01-35-315-500180	Accrued Sick Leave Expense	\$ 11,600.00	\$ -	\$ -	\$ 11,600.00	\$ -	100.00%
01-35-315-500185	Accrued Vacation Leave Expense	\$ 25,000.00	\$ -	\$ -	\$ 25,000.00	\$ -	100.00%
01-35-315-500187	Accrued Leave Payments	\$ 32,900.00	\$ -	\$ 25,857.40	\$ 7,042.60	\$ -	21.41%
	IT & Cybersecurity Personnel	\$ 358,100.00	\$ 23,646.77	\$ 97,318.46	\$ 260,781.54	\$ -	72.82%
01-35-315-550044	Printing/Toner and Maintenance	\$ 30,000.00	\$ 1,659.98	\$ 5,352.37	\$ 24,647.63	\$ -	82.16%
01-35-315-580016	Computer Hardware	\$ 30,000.00	\$ 333.99	\$ 2,995.21	\$ 27,004.79	\$ -	90.02%
01-35-315-580028	Cybersecurity Soft/Hardware	\$ 60,900.00	\$ 5,160.30	\$ 14,573.34	\$ 46,326.66	\$ -	76.07%
01-35-315-580030	Repair/Purchase Radio Comm Eq	\$ 10,000.00	\$ 6,028.60	\$ 6,028.60	\$ 3,971.40	\$ -	39.71%
	IT & Cybersecurity Materials & Supplies	\$ 130,900.00	\$ 13,182.87	\$ 28,949.52	\$ 101,950.48	\$ -	77.88%
01-35-315-501511	Telephone/Internet Service	\$ 93,000.00	\$ 8,789.57	\$ 15,134.33	\$ 77,865.67	\$ -	83.73%
01-35-315-501521	Building Alarms and Security	\$ 34,000.00	\$ 1,350.25	\$ 4,050.75	\$ 29,949.25	\$ -	88.09%
01-35-315-540016	GIS Maintenance and Updates	\$ 10,000.00	\$ -	\$ 960.00	\$ 9,040.00	\$ -	90.40%
01-35-315-550030	Membership Dues	\$ 3,000.00	\$ 250.00	\$ 729.88	\$ 2,270.12	\$ -	75.67%
01-35-315-550058	Cyber Security Liability Ins	\$ 7,500.00	\$ -	\$ -	\$ 7,500.00	\$ -	100.00%
01-35-315-580021	IT/Software Support	\$ 8,000.00	\$ 1,100.00	\$ 1,100.00	\$ 6,900.00	\$ -	86.25%
01-35-315-580026	License/Maintenance/Support	\$ 321,000.00	\$ 18,290.60	\$ 87,838.12	\$ 233,161.88	\$ -	72.64%
01-35-315-580027	AMR/AMI Annual Support	\$ 171,200.00	\$ 6,076.18	\$ 18,633.54	\$ 152,566.46	\$ -	89.12%
	IT & Cybersecurity Services	\$ 647,700.00	\$ 35,856.60	\$ 128,446.62	\$ 519,253.38	\$ -	80.17%
Expense Total	IT & CYBERSECURITY	\$ 1,136,700.00	\$ 72,686.24	\$ 254,714.60	\$ 881,985.40	\$ -	77.59%
40	OPERATIONS						
410	Source of Supply Personnel						
01-40-410-500105	Labor	\$ 535,700.00	\$ 38,737.08	\$ 103,913.78	\$ 431,786.22	\$ -	80.60%
01-40-410-500110	Overtime	\$ 42,100.00	\$ 201.35	\$ 733.00	\$ 41,367.00	\$ -	98.26%
01-40-410-500111	Double Time	\$ 19,900.00	\$ 53.44	\$ 53.44	\$ 19,846.56	\$ -	99.73%

Account Number	Description	Budget	Period Amt	End Bal	Variance	Encumbered	% Avail/
01-40-410-500113	Standby/On-Call	\$ 14,700.00	\$ 1,120.00	\$ 3,240.00	\$ 11,460.00	\$ -	77.96%
01-40-410-500114	Incentive Pay	\$ 3,000.00	\$ 200.00	\$ 600.00	\$ 2,400.00	\$ -	80.00%
01-40-410-500115	Social Security	\$ 44,700.00	\$ 2,805.54	\$ 7,740.44	\$ 36,959.56	\$ -	82.68%
01-40-410-500120	Medicare	\$ 10,500.00	\$ 656.13	\$ 1,810.25	\$ 8,689.75	\$ -	82.76%
01-40-410-500125	Health Insurance	\$ 138,200.00	\$ 12,636.70	\$ 35,605.46	\$ 102,594.54	\$ -	74.24%
01-40-410-500140	Life Insurance	\$ 900.00	\$ 65.85	\$ 197.55	\$ 702.45	\$ -	78.05%
01-40-410-500143	EAP Program	\$ 300.00	\$ 10.10	\$ 30.30	\$ 269.70	\$ -	89.90%
01-40-410-500145	Workers' Compensation	\$ 22,400.00	\$ 1,213.08	\$ 3,473.78	\$ 18,926.22	\$ -	84.49%
01-40-410-500150	Unemployment Insurance	\$ 63,100.00	\$ -	\$ -	\$ 63,100.00	\$ -	100.00%
01-40-410-500155	Retirement/CalPERS	\$ 137,300.00	\$ 9,811.46	\$ 28,330.30	\$ 108,969.70	\$ -	79.37%
01-40-410-500165	Uniforms and Employee Benefits	\$ 3,500.00	\$ 40.00	\$ 40.00	\$ 3,460.00	\$ -	98.86%
01-40-410-500175	Training/Education/Mtgs/Travel	\$ 2,500.00	\$ -	\$ -	\$ 2,500.00	\$ -	100.00%
01-40-410-500180	Accrued Sick Leave Expense	\$ 24,700.00	\$ 2,153.74	\$ 7,367.51	\$ 17,332.49	\$ -	70.17%
01-40-410-500185	Accrued Vacation Leave Expense	\$ 40,500.00	\$ 712.46	\$ 8,951.68	\$ 31,548.32	\$ -	77.90%
01-40-410-500187	Accrued Leave Payments	\$ 39,800.00	\$ 2,880.00	\$ 3,840.00	\$ 35,960.00	\$ -	90.35%
01-40-410-500195	CIP Related Labor	\$ (22,800.00)	\$ -	\$ -	\$ (22,800.00)	\$ -	100.00%
430	Cross-Connection/Non-Potable Water Personnel						
01-40-430-500105	Labor	\$ 119,900.00	\$ 7,992.60	\$ 23,033.85	\$ 96,866.15	\$ -	80.79%
01-40-430-500110	Overtime	\$ 5,400.00	\$ 2.35	\$ 2.35	\$ 5,397.65	\$ -	99.96%
01-40-430-500111	Double Time	\$ 1,500.00	\$ 0.94	\$ 0.94	\$ 1,499.06	\$ -	99.94%
01-40-430-500114	Incentive Pay	\$ 600.00	\$ 50.00	\$ 150.00	\$ 450.00	\$ -	75.00%
01-40-430-500115	Social Security	\$ 9,500.00	\$ 563.14	\$ 1,561.55	\$ 7,938.45	\$ -	83.56%
01-40-430-500120	Medicare	\$ 2,300.00	\$ 131.70	\$ 365.19	\$ 1,934.81	\$ -	84.12%
01-40-430-500125	Health Insurance	\$ 28,800.00	\$ 2,357.08	\$ 7,130.22	\$ 21,669.78	\$ -	75.24%
01-40-430-500140	Life Insurance	\$ 200.00	\$ 14.14	\$ 42.42	\$ 157.58	\$ -	78.79%
01-40-430-500143	EAP Program	\$ 100.00	\$ 2.02	\$ 6.06	\$ 93.94	\$ -	93.94%
01-40-430-500145	Workers' Compensation	\$ 4,900.00	\$ 262.05	\$ 726.32	\$ 4,173.68	\$ -	85.18%
01-40-430-500150	Unemployment Insurance	\$ 3,000.00	\$ -	\$ -	\$ 3,000.00	\$ -	100.00%
01-40-430-500155	Retirement/CalPERS	\$ 42,400.00	\$ 3,342.70	\$ 9,664.65	\$ 32,735.35	\$ -	77.21%
01-40-430-500165	Uniforms and Employee Benefits	\$ 1,000.00	\$ -	\$ -	\$ 1,000.00	\$ -	100.00%
01-40-430-500175	Training/Education/Mtgs/Travel	\$ 3,500.00	\$ 399.76	\$ 399.76	\$ 3,100.24	\$ -	88.58%
01-40-430-500180	Accrued Sick Leave Expense	\$ 5,600.00	\$ 1,027.62	\$ 1,598.52	\$ 4,001.48	\$ -	71.46%
01-40-430-500185	Accrued Vacation Leave Expense	\$ 8,600.00	\$ -	\$ 285.45	\$ 8,314.55	\$ -	96.68%
01-40-430-500187	Accrued Leave Payments	\$ 9,800.00	\$ -	\$ -	\$ 9,800.00	\$ -	100.00%
440	Transmission & Distribution Personnel						
01-40-440-500105	Labor	\$ 1,470,400.00	\$ 98,247.30	\$ 281,514.03	\$ 1,188,885.97	\$ -	80.85%
01-40-440-500110	Overtime	\$ 86,700.00	\$ 2,035.59	\$ 10,622.37	\$ 76,077.63	\$ -	87.75%
01-40-440-500111	Double Time	\$ 37,900.00	\$ 90.54	\$ 4,968.00	\$ 32,932.00	\$ -	86.89%
01-40-440-500113	Standby/On-Call	\$ 22,900.00	\$ 1,960.00	\$ 5,240.00	\$ 17,660.00	\$ -	77.12%
01-40-440-500114	Incentive Pay	\$ 6,600.00	\$ 300.00	\$ 900.00	\$ 5,700.00	\$ -	86.36%
01-40-440-500115	Social Security	\$ 118,500.00	\$ 6,616.18	\$ 19,840.85	\$ 98,659.15	\$ -	83.26%
01-40-440-500120	Medicare	\$ 27,800.00	\$ 1,547.34	\$ 4,696.26	\$ 23,103.74	\$ -	83.11%
01-40-440-500125	Health Insurance	\$ 318,200.00	\$ 22,127.09	\$ 69,645.32	\$ 248,554.68	\$ -	78.11%

Account Number	Description	Budget	Period Amt	End Bal	Variance	Encumbered	% Avail/
01-40-440-500140	Life Insurance	\$ 2,400.00	\$ 154.77	\$ 522.96	\$ 1,877.04	\$ -	78.21%
01-40-440-500143	EAP Program	\$ 900.00	\$ 29.82	\$ 92.45	\$ 807.55	\$ -	89.73%
01-40-440-500145	Workers' Compensation	\$ 47,900.00	\$ 2,709.53	\$ 8,147.74	\$ 39,752.26	\$ -	82.99%
01-40-440-500155	Retirement/CalPERS	\$ 299,000.00	\$ 22,431.19	\$ 69,382.75	\$ 229,617.25	\$ -	76.80%
01-40-440-500165	Uniforms and Employee Benefits	\$ 15,500.00	\$ 515.51	\$ 914.83	\$ 14,585.17	\$ -	94.10%
01-40-440-500175	Training/Education/Mtgs/Travel	\$ 17,000.00	\$ 317.99	\$ 6,937.19	\$ 10,062.81	\$ 2,000.00	47.43%
01-40-440-500180	Accrued Sick Leave Expense	\$ 78,700.00	\$ 4,624.57	\$ 9,209.81	\$ 69,490.19	\$ -	88.30%
01-40-440-500185	Accrued Vacation Leave Expense	\$ 109,800.00	\$ (697.70)	\$ 7,033.29	\$ 102,766.71	\$ -	93.59%
01-40-440-500187	Accrued Leave Payments	\$ 94,800.00	\$ -	\$ 6,804.24	\$ 87,995.76	\$ -	92.82%
01-40-440-500195	CIP Related Labor	\$ (200,000.00)	\$ (77.35)	\$ (115.11)	\$ (199,884.89)	\$ -	99.94%
450	Inspections Personnel						
01-40-450-500105	Labor	\$ 67,900.00	\$ 7,294.50	\$ 11,874.15	\$ 56,025.85	\$ -	82.51%
01-40-450-500110	Overtime	\$ 7,900.00	\$ 418.48	\$ 972.12	\$ 6,927.88	\$ -	87.69%
01-40-450-500111	Double Time	\$ 3,200.00	\$ -	\$ -	\$ 3,200.00	\$ -	100.00%
01-40-450-500113	Standby/On-Call	\$ 2,800.00	\$ -	\$ -	\$ 2,800.00	\$ -	100.00%
01-40-450-500115	Social Security	\$ 5,300.00	\$ 478.44	\$ 797.27	\$ 4,502.73	\$ -	84.96%
01-40-450-500120	Medicare	\$ 1,300.00	\$ 111.91	\$ 186.46	\$ 1,113.54	\$ -	85.66%
01-40-450-500125	Health Insurance	\$ 18,600.00	\$ 940.83	\$ 1,570.96	\$ 17,029.04	\$ -	91.55%
01-40-450-500140	Life Insurance	\$ 200.00	\$ 7.32	\$ 17.06	\$ 182.94	\$ -	91.47%
01-40-450-500143	EAP Program	\$ 100.00	\$ 1.67	\$ 3.75	\$ 96.25	\$ -	96.25%
01-40-450-500145	Workers' Compensation	\$ 2,900.00	\$ 221.19	\$ 360.25	\$ 2,539.75	\$ -	87.58%
01-40-450-500155	Retirement/CalPERS	\$ 13,900.00	\$ 664.81	\$ 1,064.15	\$ 12,835.85	\$ -	92.34%
460	Customer Svc & Meter Reading Personnel						
01-40-460-500105	Labor	\$ 293,400.00	\$ 17,992.20	\$ 46,546.81	\$ 246,853.19	\$ -	84.14%
01-40-460-500110	Overtime	\$ 17,500.00	\$ 259.29	\$ 288.16	\$ 17,211.84	\$ -	98.35%
01-40-460-500111	Double Time	\$ 6,200.00	\$ -	\$ -	\$ 6,200.00	\$ -	100.00%
01-40-460-500113	Standby/On-Call	\$ 2,800.00	\$ -	\$ -	\$ 2,800.00	\$ -	100.00%
01-40-460-500114	Incentive Pay	\$ 1,200.00	\$ -	\$ -	\$ 1,200.00	\$ -	100.00%
01-40-460-500115	Social Security	\$ 23,000.00	\$ 1,191.44	\$ 3,211.75	\$ 19,788.25	\$ -	86.04%
01-40-460-500120	Medicare	\$ 5,400.00	\$ 278.63	\$ 751.12	\$ 4,648.88	\$ -	86.09%
01-40-460-500125	Health Insurance	\$ 89,500.00	\$ 5,543.11	\$ 15,241.69	\$ 74,258.31	\$ -	82.97%
01-40-460-500140	Life Insurance	\$ 500.00	\$ 33.23	\$ 91.44	\$ 408.56	\$ -	81.71%
01-40-460-500143	EAP Program	\$ 200.00	\$ 5.78	\$ 16.09	\$ 183.91	\$ -	91.96%
01-40-460-500145	Workers' Compensation	\$ 12,100.00	\$ 554.63	\$ 1,490.90	\$ 10,609.10	\$ -	87.68%
01-40-460-500155	Retirement/CalPERS	\$ 87,100.00	\$ 6,513.55	\$ 18,619.74	\$ 68,480.26	\$ -	78.62%
01-40-460-500165	Uniforms and Employee Benefits	\$ 1,500.00	\$ -	\$ -	\$ 1,500.00	\$ -	100.00%
01-40-460-500175	Training/Education/Mtgs/Travel	\$ 600.00	\$ -	\$ -	\$ 600.00	\$ -	100.00%
01-40-460-500180	Accrued Sick Leave Expense	\$ 9,100.00	\$ 121.74	\$ 538.45	\$ 8,561.55	\$ -	94.08%
01-40-460-500185	Accrued Vacation Leave Expense	\$ 17,000.00	\$ (108.62)	\$ 1,137.07	\$ 15,862.93	\$ -	93.31%
01-40-460-500187	Accrued Leave Payments	\$ 19,100.00	\$ -	\$ -	\$ 19,100.00	\$ -	100.00%
01-40-460-500195	CIP Related Labor	\$ (41,000.00)	\$ (176.61)	\$ (327.17)	\$ (40,672.83)	\$ -	99.20%
470	Maintenance & General Plant Personnel						
01-40-470-500105	Labor	\$ 221,700.00	\$ 16,621.85	\$ 45,269.85	\$ 176,430.15	\$ -	79.58%

Account Number	Description	Budget	Period Amt	End Bal	Variance	Encumbered	% Avail/
01-40-470-500110	Overtime	\$ 8,800.00	\$ 85.20	\$ 85.20	\$ 8,714.80	\$ -	99.03%
01-40-470-500111	Double Time	\$ 3,400.00	\$ -	\$ -	\$ 3,400.00	\$ -	100.00%
01-40-470-500113		\$ 2,800.00	\$ -	\$ -	\$ 2,800.00	\$ -	100.00%
01-40-470-500114	Incentive Pay	\$ 1,200.00	\$ 100.00	\$ 300.00	\$ 900.00	\$ -	75.00%
01-40-470-500115	Social Security	\$ 16,300.00	\$ 1,136.07	\$ 3,021.60	\$ 13,278.40	\$ -	81.46%
01-40-470-500120	Medicare	\$ 3,900.00	\$ 265.70	\$ 706.69	\$ 3,193.31	\$ -	81.88%
01-40-470-500125	Health Insurance	\$ 63,400.00	\$ 4,885.95	\$ 13,892.07	\$ 49,507.93	\$ -	78.09%
01-40-470-500140	Life Insurance	\$ 400.00	\$ 26.50	\$ 88.16	\$ 311.84	\$ -	77.96%
01-40-470-500143	EAP Program	\$ 200.00	\$ 5.15	\$ 16.94	\$ 183.06	\$ -	91.53%
01-40-470-500145	Workers' Compensation	\$ 9,200.00	\$ 523.17	\$ 1,392.43	\$ 7,807.57	\$ -	84.86%
01-40-470-500155	Retirement/CalPERS	\$ 21,100.00	\$ 1,633.45	\$ 4,343.00	\$ 16,757.00	\$ -	79.42%
01-40-470-500165	Uniforms and Employee Benefits	\$ 2,000.00	\$ -	\$ 200.00	\$ 1,800.00	\$ -	90.00%
01-40-470-500175	Training/Education/Mtgs/Travel	\$ 2,000.00	\$ -	\$ -	\$ 2,000.00	\$ -	100.00%
01-40-470-500180	Accrued Sick Leave Expenses	\$ 7,500.00	\$ 1,157.19	\$ 1,505.89	\$ 5,994.11	\$ -	79.92%
01-40-470-500185	Accrued Vacation Expenses	\$ 9,600.00	\$ 348.70	\$ 1,546.00	\$ 8,054.00	\$ -	83.90%
01-40-470-500187	Accrued Leave Payments	\$ 5,200.00	\$ -	\$ -	\$ 5,200.00	\$ -	100.00%
	OPERATIONS Personnel	\$ 4,971,100.00	\$ 321,511.85	\$ 934,071.80	\$ 4,037,028.20	\$ 2,000.00	81.17%
410	Source of Supply Materials & Supplies						
01-40-410-501101	Electricity - Wells	\$ 3,000,000.00	\$ 202,251.09	\$ 541,256.46	\$ 2,458,743.54	\$ -	81.96%
01-40-410-501201	Gas - Wells	\$ 500.00	\$ 14.30	\$ 43.39	\$ 456.61	\$ -	91.32%
01-40-410-510011	Treatment and Chemicals	\$ 225,000.00	\$ -	\$ 25,701.30	\$ 199,298.70	\$ -	88.58%
01-40-410-510021	Lab Testing	\$ 100,000.00	\$ 9,135.69	\$ 30,398.80	\$ 69,601.20	\$ -	69.60%
01-40-410-510031	Small Tools, Parts, & Maint	\$ 10,000.00	\$ 208.00	\$ 2,724.78	\$ 7,275.22	\$ -	72.75%
01-40-410-520021	Maint & Repair-Telemetry	\$ 5,000.00	\$ -	\$ -	\$ 5,000.00	\$ -	100.00%
01-40-410-520061	Maint & Repair-Pumping Equip	\$ 118,000.00	\$ 31,848.19	\$ 42,241.58	\$ 75,758.42	\$ -	64.20%
01-40-410-530001	Minor Capital Acquisitions	\$ 500.00	\$ -	\$ -	\$ 500.00	\$ -	100.00%
01-40-410-550042	Office Supplies	\$ 1,600.00	\$ -	\$ 180.28	\$ 1,419.72	\$ -	88.73%
01-40-410-550066	Subscriptions	\$ 500.00	\$ (3,266.52)	\$ -	\$ 500.00	\$ -	100.00%
430	Cross-Connection/Non-Potable Water Materials & Supplies						
01-40-430-510031	Small Tools Parts & Maint	\$ 2,000.00	\$ -	\$ 21.52	\$ 1,978.48	\$ -	98.92%
01-40-430-540001	Backflow Maintenance	\$ 40,800.00	\$ -	\$ 5,859.94	\$ 34,940.06	\$ -	85.64%
01-40-430-550042	Office Supplies	\$ 200.00	\$ -	\$ -	\$ 200.00	\$ -	100.00%
01-40-430-550066	Subscriptions	\$ 500.00	\$ -	\$ -	\$ 500.00	\$ -	100.00%
440	Transmission & Distribution Materials & Supplies						
01-40-440-500178	General Safety Supplies	\$ 12,000.00	\$ 1,446.49	\$ 3,028.29	\$ 8,971.71	\$ 1,280.61	64.09%
01-40-440-510031	Small Tools, Parts, & Maint	\$ 40,000.00	\$ 683.06	\$ 2,958.85	\$ 37,041.15	\$ -	92.60%
01-40-440-520071	Maint & Repair-Pipeline/FireHy	\$ 145,000.00	\$ 50,827.90	\$ 52,030.63	\$ 92,969.37	\$ -	64.12%
01-40-440-520081	Maint & Repair-Hydraulic Valve	\$ 50,000.00	\$ -	\$ 19.01	\$ 49,980.99	\$ -	99.96%
01-40-440-530001	Minor Capital Acquisitions	\$ 20,000.00	\$ -	\$ -	\$ 20,000.00	\$ -	100.00%
01-40-440-540024	Inventory Adjustments	\$ 50,000.00	\$ -	\$ -	\$ 50,000.00	\$ -	100.00%
01-40-440-540036	Line Locates	\$ 3,800.00	\$ 222.85	\$ 1,662.96	\$ 2,137.04	\$ -	56.24%
01-40-440-540042	Meters Maintenance & Services	\$ 230,000.00	\$ 46,717.62	\$ 49,092.95	\$ 180,907.05	\$ 14,464.36	72.37%

Account Number	Description	Budget	Period Amt	End Bal	Variance	Encumbered	% Avail/
01-40-440-540078	Reservoir Maintenance	\$ 50,000.00	\$ -	\$ -	\$ 50,000.00	\$ -	100.00%
470	Maintenance & General Plant Materials & Supplies						
01-40-470-501111	Electricity -560 Magnolia Ave	\$ 44,000.00	\$ 2,689.94	\$ 6,937.00	\$ 37,063.00	\$ -	84.23%
01-40-470-501121	Electricity -12303 Oak Glen Rd	\$ 4,000.00	\$ 35.06	\$ 118.78	\$ 3,881.22	\$ -	97.03%
01-40-470-501131	Electricity -13695 Oak Glen Rd	\$ 4,000.00	\$ 114.38	\$ 325.32	\$ 3,674.68	\$ -	91.87%
01-40-470-501141	Electricity -13697 Oak Glen Rd	\$ 5,000.00	\$ 270.43	\$ 726.97	\$ 4,273.03	\$ -	85.46%
01-40-470-501151	Electricity -9781 AveMiravilla	\$ 3,000.00	\$ 109.35	\$ 384.35	\$ 2,615.65	\$ -	87.19%
01-40-470-501161	Electricity -815 E 12th St	\$ 15,400.00	\$ 385.54	\$ 1,262.25	\$ 14,137.75	\$ -	91.80%
01-40-470-501171	Electricity -851 E 6th St	\$ 5,400.00	\$ 358.65	\$ 1,038.84	\$ 4,361.16	\$ -	80.76%
01-40-470-501321	Propane -12303 Oak Glen Rd	\$ 2,000.00	\$ -	\$ -	\$ 2,000.00	\$ -	100.00%
01-40-470-501331	Propane -13695 Oak Glen Rd	\$ 4,000.00	\$ -	\$ 272.88	\$ 3,727.12	\$ -	93.18%
01-40-470-501341	Propane -13697 Oak Glen Rd	\$ 5,500.00	\$ -	\$ 502.49	\$ 4,997.51	\$ -	90.86%
01-40-470-501351	Propane -9781 AveMiravilla	\$ 2,300.00	\$ -	\$ -	\$ 2,300.00	\$ -	100.00%
01-40-470-501411	Sanitation -560 Magnolia Ave	\$ 8,000.00	\$ 357.21	\$ 1,104.66	\$ 6,895.34	\$ -	86.19%
01-40-470-501461	Sanitation -815 E 12th Ave	\$ 8,000.00	\$ 554.16	\$ 1,662.48	\$ 6,337.52	\$ -	79.22%
01-40-470-501471	Sanitation -11083 Cherry Ave	\$ 8,000.00	\$ 377.05	\$ 1,131.15	\$ 6,868.85	\$ -	85.86%
01-40-470-501481	Sanitation - 39500 Brookside	\$ 8,000.00	\$ 1,059.22	\$ 2,118.44	\$ 5,881.56	\$ -	73.52%
01-40-470-501600	Property Maintenance & Repairs	\$ 4,000.00	\$ -	\$ -	\$ 4,000.00	\$ -	100.00%
01-40-470-501611	Maint & Repair-560 Magnolia	\$ 83,600.00	\$ 12,163.42	\$ 16,188.42	\$ 67,411.58	\$ -	80.64%
01-40-470-501621	Maint & Repair-12303 Oak Glen	\$ 31,000.00	\$ -	\$ -	\$ 31,000.00	\$ -	100.00%
01-40-470-501631	Maint & Repair-13695 Oak Glen	\$ 3,000.00	\$ -	\$ -	\$ 3,000.00	\$ -	100.00%
01-40-470-501641	Maint & Repair-13697 Oak Glen	\$ 3,000.00	\$ -	\$ -	\$ 3,000.00	\$ -	100.00%
01-40-470-501651	Maint & Repair-9781 Avenida	\$ 4,500.00	\$ 166.32	\$ 281.32	\$ 4,218.68	\$ -	93.75%
01-40-470-501661	Maint & Repair-815 E 12th St	\$ 50,000.00	\$ 268.99	\$ 3,387.15	\$ 46,612.85	\$ -	93.23%
01-40-470-501671	Maint & Repair-851 E 6th St	\$ 5,000.00	\$ -	\$ 1,287.57	\$ 3,712.43	\$ -	74.25%
01-40-470-501681	Maint & Repair-39500 Brookside	\$ 3,000.00	\$ 76.00	\$ 1,963.02	\$ 1,036.98	\$ -	34.57%
01-40-470-501691	Maint & Repair-Buildings(Gen)	\$ 30,000.00	\$ 2,766.50	\$ 9,227.43	\$ 20,772.57	\$ -	69.24%
01-40-470-510001	Auto/Fuel	\$ 179,300.00	\$ 13,249.45	\$ 33,640.41	\$ 145,659.59	\$ -	81.24%
01-40-470-510002	CIP Related Fuel	\$ (10,000.00)	\$ -	\$ -	\$ (10,000.00)	\$ -	100.00%
01-40-470-520011	Maint & Repair-Safety Equip	\$ 10,000.00	\$ -	\$ -	\$ 10,000.00	\$ -	100.00%
01-40-470-520031	Maint & Repair-General Equip	\$ 100,000.00	\$ 7,086.27	\$ 23,383.01	\$ 76,616.99	\$ 4,898.32	71.72%
01-40-470-520041	Maintenance & Repair-Fleet	\$ 70,000.00	\$ 3,374.04	\$ 20,959.58	\$ 49,040.42	\$ 4,975.01	62.95%
01-40-470-520051	Maintenance & Repair-Paving	\$ 120,000.00	\$ -	\$ -	\$ 120,000.00	\$ -	100.00%
01-40-470-520053	Maint & Repair-Paving-Beaumont	\$ 270,000.00	\$ 53,351.10	\$ 67,357.10	\$ 202,642.90	\$ -	75.05%
01-40-470-530001	Minor Capital Acquisitions	\$ 14,000.00	\$ -	\$ 13,209.94	\$ 790.06	\$ -	5.64%
01-40-470-540052	Encroachment Permits	\$ 20,000.00	\$ -	\$ -	\$ 20,000.00	\$ -	100.00%
	OPERATIONS Materials & Supplies	\$ 5,222,400.00	\$ 438,901.75	\$ 965,691.30	\$ 4,256,708.70	\$ 25,618.30	81.02%
410	Source of Supply Services						
01-40-410-500501	State Project Water Purchases	\$ 4,468,800.00	\$ 511,917.00	\$ 1,333,857.00	\$ 3,134,943.00	\$ -	70.15%
01-40-410-540084	Regulations Mandates & Tariffs	\$ 185,000.00	\$ 8,982.98	\$ 38,009.58	\$ 146,990.42	\$ -	79.45%
01-40-410-550030	Membership Dues	\$ 2,000.00	\$ -	\$ -	\$ 2,000.00	\$ -	100.00%
01-40-410-550051	Advertising/Legal Notices	\$ 1,000.00	\$ 517.02	\$ 517.02	\$ 482.98	\$ -	48.30%

Account Number	Description	Budget	Period Amt	End Bal	Variance	Encumbered	% Avail/
430	Cross-Connection/Non-Potable Water Services						
01-40-430-550030	Membership Dues	\$ 2,500.00	\$ 3,266.52	\$ 1,633.26	\$ 866.74	\$ -	34.67%
01-40-430-550051	Advertising/Legal Notices	\$ 500.00	\$ -	\$ -	\$ 500.00	\$ -	100.00%
440	Transmission & Distribution Services						
01-40-440-550030	Membership Dues	\$ 1,500.00	\$ -	\$ -	\$ 1,500.00	\$ -	100.00%
01-40-440-550051	Advertising/Legal Notices	\$ 2,000.00	\$ -	\$ -	\$ 2,000.00	\$ -	100.00%
460	Customer Svc & Meter Reading Services						
01-40-460-550030	Membership Dues	\$ 100.00	\$ -	\$ -	\$ 100.00	\$ -	100.00%
470	Maintenance & General Plant Services						
01-40-470-540030	Landscape Maintenance	\$ 90,000.00	\$ 5,078.88	\$ 15,393.29	\$ 74,606.71	\$ -	82.90%
01-40-470-540072	NCRF, Canyons, & Pond Maint	\$ 260,300.00	\$ 15,130.81	\$ 62,222.66	\$ 198,077.34	\$ -	76.10%
01-40-470-550030	Membership Dues	\$ 100.00	\$ -	\$ -	\$ 100.00	\$ -	100.00%
	OPERATIONS Services	\$ 5,013,800.00	\$ 544,893.21	\$ 1,451,632.81	\$ 3,562,167.19	\$ -	71.05%
Expense Total	OPERATIONS	\$ 15,207,300.00	\$ 1,305,306.81	\$ 3,351,395.91	\$ 11,855,904.09	\$ 27,618.30	77.78%
50	GENERAL						
01-50-510-500112	Stipend-Association Mtg Attend	\$ 2,000.00	\$ -	\$ 75.00	\$ 1,925.00	\$ -	96.25%
	Personnel	\$ 2,000.00	\$ -	\$ 75.00	\$ 1,925.00	\$ -	96.25%
01-50-510-502001	Rents/Leases	\$ 37,000.00	\$ 2,996.00	\$ 8,988.00	\$ 28,012.00	\$ -	75.71%
01-50-510-510031	Small Tools, Parts, & Maint	\$ 1,000.00	\$ -	\$ -	\$ 1,000.00	\$ -	100.00%
01-50-510-540066	Property Damage and Theft	\$ 60,000.00	\$ 331.90	\$ 331.90	\$ 59,668.10	\$ -	99.45%
01-50-510-550040	General Supplies	\$ 19,800.00	\$ 373.73	\$ 1,701.11	\$ 18,098.89	\$ -	91.41%
01-50-510-550060	Public Ed/Community Outreach	\$ 25,000.00	\$ -	\$ -	\$ 25,000.00	\$ -	100.00%
01-50-510-550072	Miscellaneous Operating Exp	\$ 1,000.00	\$ -	\$ -	\$ 1,000.00	\$ -	100.00%
01-50-510-550074	Disaster Prepared Ongoing Exp	\$ 11,000.00	\$ 860.92	\$ 860.92	\$ 10,139.08	\$ -	92.17%
	General Materials & Supplies	\$ 154,800.00	\$ 4,562.55	\$ 11,881.93	\$ 142,918.07	\$ -	92.32%
01-50-510-550096	Beaumont Basin Watermaster	\$ 135,000.00	\$ 3,885.10	\$ 22,399.36	\$ 112,600.64	\$ -	83.41%
01-50-510-550097	SAWPA Basin Monitoring Program	\$ 37,000.00	\$ -	\$ -	\$ 37,000.00	\$ -	100.00%
	General Services	\$ 172,000.00	\$ 3,885.10	\$ 22,399.36	\$ 149,600.64	\$ -	86.98%
Expense Total	GENERAL	\$ 328,800.00	\$ 8,447.65	\$ 34,356.29	\$ 294,443.71	\$ -	89.55%
Expense Total	ALL EXPENSES	\$ 26,768,200.00	\$ 2,197,030.97	\$ 5,739,606.85	\$ 21,028,593.15	\$ 27,618.30	78.45%



**Beaumont-Cherry Valley Water District
Finance and Audit Committee Special Meeting
May 7, 2026**

Item 4b

STAFF REPORT

TO: Finance and Audit Committee
FROM: William Clayton, Finance Manager
SUBJECT: **March 31, 2026, Cash Balance and Investment Report**

Staff Recommendation

Approve the March 31, 2026, Cash Balance and Investment Report.

Summary

Attached is the Cash and Investment Report as of March 31, 2026. The District's total invested cash and marketable securities have a market value of \$90,383,961.78.

Analysis

The attached reports include the following elements following 5045.17 Investment Reporting:

- a. Listing of individual securities held at the end of the reporting period;
- b. Cost and market value of all securities, including realized and unrealized market value gains or losses per GASB requirements;
- c. Average weighted yield to maturity of the portfolio;
- d. Listing of investment by maturity date;
- e. Percentage of the total portfolio, which each type of investment represents;
- f. Statement of compliance with Investment Policy, including an explanation of any compliance exceptions (CGC Section 53646); and
- g. Certification of sufficient liquidity to meet budgeted expenditures over the ensuing six months (CGC Section 53646)

Investments, in type, maturity, and percentage of the total portfolio, follow the existing Board approved investment policy.

The weighted average maturity (WAM) of the portfolio is 493 days. The maximum WAM allowed by the Investment Policy is 1,825 days. The current portfolio and expected revenue cash flow will be sufficient to meet budgeted expenditure requirements for the next six months and the foreseeable future.

Attachment(s)

1. March 31, 2026, Cash Balance and Investment Report
2. Local Agency Investment Fund March 2026 Statement
3. CalTRUST March 2026 Statement
4. Chandler Asset Management Portfolio Summary as of March 31, 2026
5. Chandler Asset Management Statement of Compliance as of March 31, 2026
6. Chandler Asset Management Holdings Report as of March 31, 2026
7. Chandler Asset Management Income Earned Report as of March 31, 2026

Staff Report prepared by Erica Gonzales, Management Analyst II



Beaumont-Cherry Valley Water District
Cash Balance & Investment Report ⁽¹⁾
As of March 31, 2026

Cash Balance Per Account

Account Name	Account Ending #	Balance	Prior Month Balance	Difference	Rate	Current Period Interest	Income Year-to-Date
Wells Fargo							
General	4152	\$3,347,021.35	\$3,597,666.08	(\$250,644.73)	0.03%	\$1,110.02	\$3,389.75 ⁽²⁾
Total Cash		\$ 3,347,021.35	\$ 3,597,666.08	\$ (250,644.73)		\$ 1,110.02	\$ 3,389.75

Investment Summary

Account Name	Market Value	Prior Month Balance	Difference	Actual % of Total	Rate	Current Period Income	Income Year-to-Date ⁽³⁾
Ca. State Treasurer's Office: Local Agency Investment Fund	\$37,173,167.75	\$37,173,167.75	\$0.00	43%	3.82%	\$364,281.67	\$364,281.67
CalTRUST Short Term Fund	\$7,553,085.70 ⁽⁴⁾	\$7,529,057.83	\$24,027.87	9%	3.76%	\$24,027.87	\$70,397.63
Chandler Asset Management	\$42,310,686.98 ⁽⁵⁾	\$42,499,164.50	(\$188,477.52)	49%	3.98%	\$209,600.21	\$427,030.64
Total Investments	\$ 87,036,940.43	\$ 87,201,390.08	\$ (164,449.65)				\$ 861,709.94
Total Cash & Investments	\$ 90,383,961.78	\$ 90,799,056.16	\$ (415,094.38)				

Account Name	Book Value	Prior Month Balance	Difference
Chandler Investment Services	\$41,845,322.91	\$41,693,887.07	\$151,435.84
Book - MV	\$ (465,364.07)	\$ (805,277.43)	\$ 151,435.84

The investments above are in accordance with the District's investment policy. William C. Clayton William Clayton, Finance Manager

BCVWD will be able to meet its cash flow obligations for the next 6 months. Sylvia Molina Sylvia Molina, Director of Finance and Administration

The investments above have been reviewed by the General Manager Daniel K. Jagers Daniel K. Jagers, General Manager

(1) All investments held are in compliance with the District's Investment Policy pertaining to maximum specified percentages of the District's portfolio, maturity, and par amount.
 (2) Under the newest Wells Fargo Banking contract, BCVWD's Checking account earns interest monthly. The first earnings are reported on the March 31, 2025 Statement for period ended February 28, 2025
 (3) Income Year-to-Date is based on Income Earned for each reporting period in total prior to the application of bank fees
 (4) A transfer of \$7.32M was made into the CalTRUST account from LAIF on June 24, 2025
 (5) Market Value is the value of the investment if sold at the end of the period. Book Value is the value of the investment is held until maturity.

California State Treasurer
Fiona Ma, CPA



Local Agency Investment Fund
P.O. Box 942809
Sacramento, CA 94209-0001
(916) 653-3001

April 02, 2026

[LAIF Home](#)
[PMIA Average Monthly Yields](#)

BEAUMONT-CHERRY VALLEY WATER DISTRICT

TREASURER
P.O. BOX 2037
BEAUMONT, CA 92223

[Tran Type Definitions](#)

Account Number: XXXXXXXXXX

March 2026 Statement

Account Summary

Total Deposit:	0.00	Beginning Balance:	37,173,167.75
Total Withdrawal:	0.00	Ending Balance:	37,173,167.75



CalTRUST
 PO Box 2709
 Granite Bay, CA 95746
 www.caltrust.org
 Email: admin@caltrust.org
 Fax: 402-963-9094
 Phone: 833-CALTRUST (225-8787)

Investment Account Summary

03/01/2026 through 03/31/2026

SUMMARY OF INVESTMENTS

Fund	Account Number	Total Shares Owned	Net Asset Value per Share on Mar 31 (\$)	Value on Mar 31 (\$)	Average Cost Amount (\$)	Cumulative Change in Value (\$)
BEAUMONT-CHERRY VALLEY WATER DISTRICT	[REDACTED]					
CalTRUST Liquidity Fund	[REDACTED]	7,553,085.700	1.00	7,553,085.70	7,553,085.70	0.00
Portfolios Total value as of 03/31/2026				7,553,085.70		

DETAIL OF TRANSACTION ACTIVITY

Activity Description	Activity Date	Amount (\$)	Amount in Shares	Balance in Shares	Price per Share (\$)	Balance (\$)	Average Cost Amt (\$)	Realized Gain/(Loss) (\$)
CalTRUST Liquidity Fund		BEAUMONT-CHERRY VALLEY WATER DISTRICT			Account Number: [REDACTED]			
Beginning Balance	03/01/2026			7,529,057.830	1.00	7,529,057.83		
Accrual Income Div Reinvestment	03/31/2026	24,027.87	24,027.870	7,553,085.700	1.00	7,553,085.70	0.00	0.00
Change in Value						0.00		
Closing Balance as of	Mar 31			7,553,085.700	1.00	7,553,085.70		

Please note that this information should not be construed as tax advice and it is recommended that you consult with a tax professional regarding your account.



PORTFOLIO SUMMARY

BCVWD Consolidated | Account [REDACTED] | As of March 31, 2026

Portfolio Characteristics

Average Modified Duration	0.88
Average Coupon	3.87%
Average Purchase YTM	4.03%
Average Market YTM	3.89%
Average Credit Quality*	AA+
Average Final Maturity	1.08
Average Life	0.96

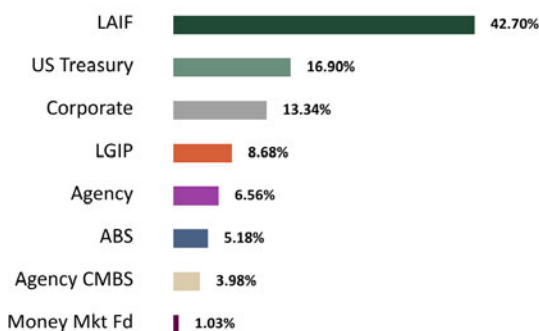
Account Summary

	End Values as of 02/28/2026	End Values as of 03/31/2026
Market Value	87,096,842.78	87,061,620.56
Accrued Interest	338,990.13	332,383.23
Total Market Value	87,435,832.91	87,394,003.79
Income Earned	99,218.78	237,185.18
Cont/WD	0.00	0.00
Par	86,759,265.65	87,058,729.17
Book Value	86,630,555.48	86,928,639.72
Cost Value	86,427,142.32	86,765,665.90

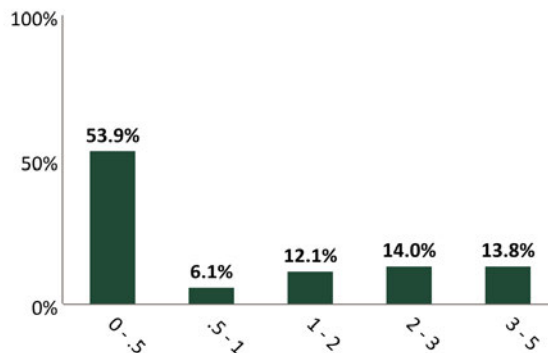
Top Issuers

LAIF	42.70%
United States	16.90%
CalTrust	8.68%
Federal Home Loan Mortgage Corp	3.98%
Farm Credit System	3.58%
Federal Home Loan Banks	2.98%
First American Govt Oblig Fund	1.03%
GM Financial Auto Leasing Trust	0.77%

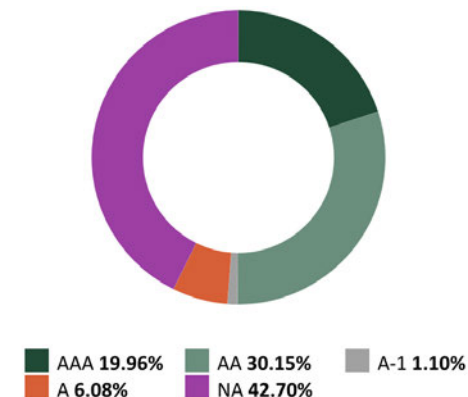
Sector Allocation



Maturity Distribution



Credit Quality*



*The average credit quality is a weighted average calculation of the highest of S&P, Moody's and Fitch.

STATEMENT OF COMPLIANCE

BCVWD Consolidated | Account [REDACTED] | As of March 31, 2026

Rules Name	Limit	Actual	Compliance Status	Notes
AGENCY MORTGAGE SECURITIES				
Max % (MV; ABS, CMO, & MBS)	20.0	9.2	Compliant	
Max Maturity (Years)	5.0	3.2	Compliant	
Min Rating (AA- by 1)	0.0	0.0	Compliant	
ASSET-BACKED SECURITIES (ABS)				
Max % (MV; ABS, CMO & MBS)	20.0	9.2	Compliant	
Max % Issuer (MV)	5.0	0.5	Compliant	
Max Maturity (Years)	5	4	Compliant	
Min Rating (AA- by 1)	0.0	0.0	Compliant	
BANKERS' ACCEPTANCES				
Max % (MV)	40.0	0.0	Compliant	
Max % Issuer (MV)	5.0	0.0	Compliant	
Max Maturity (Days)	180	0.0	Compliant	
Min Rating (A-1 by 1)	0.0	0.0	Compliant	
CERTIFICATE OF DEPOSIT PLACEMENT SERVICE (CDARS)				
Max % (MV)	50.0	0.0	Compliant	
COLLATERALIZED TIME DEPOSITS (NON-NEGOTIABLE CD/TD)				
Max % Issuer (MV)	5.0	0.0	Compliant	
COMMERCIAL PAPER				
Max % (MV)	25.0	0.5	Compliant	
Max % Issuer (MV)	5.0	0.5	Compliant	
Max Maturity (Days)	270	148	Compliant	
Min Rating (A-1 by 1 or A- by 1)	0.0	0.0	Compliant	
CORPORATE MEDIUM TERM NOTES				
Max % (MV)	30.0	13.3	Compliant	
Max % Issuer (MV)	5.0	0.7	Compliant	
Max Maturity (Years)	5	4	Compliant	
Min Rating (A- by 1)	0.0	0.0	Compliant	
FEDERAL AGENCIES				
Max % (MV)	100.0	6.6	Compliant	
Max Maturity (Years)	5	2	Compliant	
LOCAL GOVERNMENT INVESTMENT POOL (LGIP)				
Min Rating (AA- by 1)	0.0	0.0	Compliant	

STATEMENT OF COMPLIANCE



BCVWD Consolidated | Account [REDACTED] | As of March 31, 2026

Rules Name	Limit	Actual	Compliance Status	Notes
MONEY MARKET MUTUAL FUNDS				
Max % (MV)	20.0	1.0	Compliant	
Min Rating (AAA by 2)	0.0	0.0	Compliant	
MORTGAGE-BACKED SECURITIES (NON-AGENCY)				
Max % (MV)	20.0	0.0	Compliant	
Max % Issuer (MV)	5.0	0.0	Compliant	
Max Maturity (Years)	5.0	0.0	Compliant	
Min Rating (AA- by 1)	0.0	0.0	Compliant	
MUNICIPAL SECURITIES (CA, LOCAL AGENCY)				
Max % Issuer (MV)	5.0	0.0	Compliant	
Max Maturity (Years)	5	0.0	Compliant	
MUNICIPAL SECURITIES (CA, OTHER STATES)				
Max % Issuer (MV)	5.0	0.0	Compliant	
Max Maturity (Years)	5	0.0	Compliant	
NEGOTIABLE CERTIFICATES OF DEPOSIT (NCD)				
Max % (MV)	30.0	0.0	Compliant	
Max % Issuer (MV)	5.0	0.0	Compliant	
Max Maturity (Years)	5	0.0	Compliant	
REPURCHASE AGREEMENTS				
Max % (MV)	10.0	0.0	Compliant	
Max Maturity (Years)	1.0	0.0	Compliant	
REVERSE REPURCHASE AGREEMENTS				
Max % (MV)	20.0	0.0	Compliant	
Max Maturity (Days)	92.0	0.0	Compliant	
SUPRANATIONAL OBLIGATIONS				
Max % (MV)	30.0	0.7	Compliant	
Max % Issuer (MV)	5.0	0.4	Compliant	
Max Maturity (Years)	5	3	Compliant	
Min Rating (AA- by 1)	0.0	0.0	Compliant	
U.S. TREASURIES				
Max % (MV)	100.0	16.9	Compliant	
Max Maturity (Years)	5	4	Compliant	

HOLDINGS REPORT



BCVWD Consolidated | Account [REDACTED] | As of March 31, 2026

Cusip	Security Description	Par Value/ Units	Purchase Date Purchase Yield	Cost Value Book Value	Mkt Price Mkt YTM	Market Value Accrued Int.	% of Port. Gain/Loss	Moody's/ S&P/ Fitch	Maturity Duration
ABS									
47800AAC4	JDOT 2022-B A3 3.74 02/16/2027	68.52	07/12/2022 3.77%	68.51 68.52	99.98 4.24%	68.50 0.11	0.00% (0.01)	Aaa/NA AAA	0.88 0.04
05611UAD5	BMWLT 2024-1 A3 4.98 03/25/2027	63,970.75	06/20/2024 5.40%	63,630.90 63,849.93	100.10 4.06%	64,036.83 53.10	0.07% 186.90	Aaa/AAA NA	0.98 0.11
89231CAD9	TAOT 2022-C A3 3.76 04/15/2027	5,626.14	08/08/2022 3.80%	5,625.20 5,625.94	99.98 4.15%	5,625.08 9.40	0.01% (0.86)	NA/AAA AAA	1.04 0.05
43815JAC7	HAROT 2023-1 A3 5.04 04/21/2027	4,834.66	02/16/2023 5.09%	4,833.76 4,834.43	100.12 4.12%	4,840.31 6.77	0.01% 5.87	Aaa/NA AAA	1.06 0.12
47800BAC2	JDOT 2022-C A3 5.09 06/15/2027	22,363.83	10/12/2022 3.29%	22,362.09 22,363.40	100.09 4.39%	22,384.31 50.59	0.03% 20.91	Aaa/NA AAA	1.21 0.09
36269WAD1	GMALT 2024-2 A3 5.39 07/20/2027	74,138.50	05/07/2024 5.85%	74,134.20 74,136.74	100.23 4.22%	74,305.39 122.10	0.09% 168.65	NA/AAA AAA	1.30 0.18
58770AAC7	MBART 2023-1 A3 4.51 11/15/2027	18,997.60	01/18/2023 4.56%	18,995.32 18,996.83	100.08 4.20%	19,012.74 38.08	0.02% 15.91	NA/AAA AAA	1.63 0.23
362962AD4	GMALT 2025-2 A3 4.58 05/22/2028	185,000.00	05/20/2025 4.84%	184,996.93 184,997.80	100.47 4.11%	185,878.01 258.90	0.21% 880.21	NA/AAA AAA	2.14 0.92
096912AD2	BMWLT 2025-1 A3 4.43 06/26/2028	105,000.00	06/03/2025 4.82%	104,997.69 104,998.30	100.33 4.16%	105,347.24 77.53	0.12% 348.93	NA/AAA AAA	2.24 1.06
437918AC9	HAROT 2024-1 A3 5.21 08/15/2028	188,188.95	02/13/2024 5.27%	188,180.76 188,184.62	100.67 4.14%	189,447.93 435.76	0.22% 1,263.32	Aaa/AAA NA	2.38 0.58
379965AD8	GMALT 2025-3 A3 4.17 08/21/2028	180,000.00	08/05/2025 4.18%	179,972.64 179,978.36	100.05 4.16%	180,090.72 229.35	0.21% 112.36	NA/AAA AAA	2.39 1.15
161571HT4	CHAIT 2023-1 A 5.16 09/15/2028	410,000.00	09/07/2023 5.23%	409,886.35 409,944.14	100.54 3.99%	412,224.25 940.27	0.47% 2,280.11	NA/AAA AAA	2.46 0.44
47800RAD5	JDOT 2024 A3 4.96 11/15/2028	77,489.34	03/11/2024 5.12%	77,485.00 77,486.89	100.58 4.15%	77,941.25 170.82	0.09% 454.36	Aaa/NA AAA	2.63 0.67
437930AC4	HAROT 2024-2 A3 5.27 11/20/2028	82,974.54	05/14/2024 5.27%	82,964.46 82,968.63	100.76 4.16%	83,607.22 157.91	0.10% 638.59	NA/AAA AAA	2.64 0.65
36273VAD7	GMALT 2026-1 A3 3.88 01/22/2029	230,000.00	02/03/2026 4.11%	229,969.89 229,971.23	99.49 4.23%	228,837.12 272.68	0.26% (1,134.11)	NA/AAA AAA	2.81 1.60
448973AD9	HART 2024-A A3 4.99 02/15/2029	126,900.73	03/11/2024 5.05%	126,872.75 126,884.33	100.58 4.17%	127,634.73 281.44	0.15% 750.40	NA/AAA AAA	2.88 0.66
096919AD7	BMWOT 2024-A A3 5.18 02/26/2029	298,070.79	-- 4.92%	299,782.20 299,085.91	100.66 4.30%	300,034.48 257.33	0.34% 948.56	Aaa/AAA NA	2.91 0.70

HOLDINGS REPORT



BCVWD Consolidated | Account [REDACTED] | As of March 31, 2026

Cusip	Security Description	Par Value/ Units	Purchase Date Purchase Yield	Cost Value Book Value	Mkt Price Mkt YTM	Market Value Accrued Int.	% of Port. Gain/Loss	Moody's/ S&P/ Fitch	Maturity Duration
47786WAD2	JDOT 2024-B A3 5.2 03/15/2029	99,632.97	06/11/2024 5.81%	99,613.50 99,620.83	100.96 4.07%	100,590.05 230.26	0.12% 969.22	Aaa/NA AAA	2.96 0.80
05522RDJ4	BACCT 2024-1 A 4.93 05/15/2029	195,000.00	06/06/2024 4.93%	194,989.06 194,993.09	101.03 4.02%	197,017.08 427.27	0.23% 2,023.99	Aaa/AAA NA	3.12 1.07
89239TAD4	TAOT 2024-D A3 4.4 06/15/2029	125,000.00	10/10/2024 4.51%	124,993.03 124,995.21	100.36 4.05%	125,455.75 244.44	0.14% 460.54	Aaa/AAA NA	3.21 0.93
34535VAD6	FORDO 2024-D A3 4.61 08/15/2029	235,000.00	11/19/2024 4.66%	234,992.46 234,994.62	100.61 4.14%	236,443.84 481.49	0.27% 1,449.22	Aaa/NA AAA	3.38 1.19
89240JAD3	TAOT 2025-A A3 4.64 08/15/2029	240,000.00	01/22/2025 4.69%	239,990.38 239,992.86	100.65 4.10%	241,551.36 494.93	0.28% 1,558.50	Aaa/NA AAA	3.38 1.10
47800DAD6	JDOT 2025 A3 4.23 09/17/2029	195,000.00	03/04/2025 5.09%	194,987.73 194,990.60	100.28 4.08%	195,544.83 366.60	0.22% 554.23	Aaa/NA AAA	3.47 1.49
437921AD1	HAROT 252 A3 4.15 10/15/2029	125,000.00	04/29/2025 4.15%	124,986.04 124,988.87	100.07 4.14%	125,081.75 230.56	0.14% 92.88	Aaa/NA AAA	3.54 1.43
44935XAD7	HART 2025-B A3 4.36 12/17/2029	155,000.00	06/03/2025 4.36%	154,986.00 154,988.49	100.38 4.15%	155,584.82 300.36	0.18% 596.32	NA/AAA AAA	3.71 1.49
58770YAD3	MBALT 2026-A A3 3.93 01/15/2030	115,000.00	01/13/2026 3.97%	114,977.20 114,978.30	99.43 4.24%	114,342.09 200.87	0.13% (636.21)	Aaa/NA AAA	3.79 2.04
92970QAJ4	WFCIT 2025-1 A 4.34 05/15/2030	360,000.00	09/04/2025 3.87%	364,570.31 363,603.25	100.52 4.12%	361,869.84 694.40	0.42% (1,733.41)	NA/AAA AAA	4.12 1.99
47787DAD3	JDOT 2026 A3 3.87 08/15/2030	140,000.00	03/10/2026 4.49%	139,975.19 139,975.41	99.41 4.16%	139,168.68 195.65	0.16% (806.73)	Aaa/NA AAA	4.38 2.28
89240KAD0	TAOT 2026-A A3 3.86 09/15/2030	170,000.00	01/13/2026 4.13%	169,985.52 169,986.12	99.34 4.22%	168,874.77 291.64	0.19% (1,111.35)	Aaa/AAA NA	4.46 2.03
448981AD2	HART 2026-A A3 3.79 02/18/2031	270,000.00	02/10/2026 4.30%	269,981.78 269,982.20	99.15 4.20%	267,717.69 454.80	0.31% (2,264.51)	NA/AAA AAA	4.89 2.24
Total ABS		4,498,257.32	4.67%	4,503,786.85 4,502,465.83	100.28 4.14%	4,510,558.65 7,975.40	5.18% 8,092.82		3.17 1.21
AGENCY									
3130AXU63	FEDERAL HOME LOAN BANKS 4.625 11/17/2026	475,000.00	12/18/2023 4.23%	480,111.00 476,104.82	100.54 3.74%	477,574.03 8,177.26	0.55% 1,469.20	Aa1/AA+ AA+	0.63 0.61
3133EPK79	FEDERAL FARM CREDIT BANKS FUNDING CORP 4.375 12/07/2026	475,000.00	12/18/2023 4.22%	476,961.75 475,452.43	100.38 3.79%	476,822.10 6,580.73	0.55% 1,369.67	Aa1/AA+ AA+	0.69 0.66

HOLDINGS REPORT



BCVWD Consolidated | Account [REDACTED] | As of March 31, 2026

Cusip	Security Description	Par Value/ Units	Purchase Date Purchase Yield	Cost Value Book Value	Mkt Price Mkt YTM	Market Value Accrued Int.	% of Port. Gain/Loss	Moody's/ S&P/ Fitch	Maturity Duration
3130A9YY1	FEDERAL HOME LOAN BANKS 2.125 12/11/2026	900,000.00	11/28/2023 4.60%	837,477.00 885,667.11	98.90 3.74%	890,105.40 5,843.75	1.02% 4,438.29	Aa1/AA+ AA+	0.70 0.68
3133EP6K6	FEDERAL FARM CREDIT BANKS FUNDING CORP 4.5 03/26/2027	750,000.00	03/25/2024 4.45%	751,087.50 750,356.54	100.67 3.80%	755,004.00 468.75	0.87% 4,647.46	Aa1/AA+ AA+	0.99 0.96
3130B0TY5	FEDERAL HOME LOAN BANKS 4.75 04/09/2027	465,000.00	04/10/2024 4.85%	463,772.40 464,581.07	101.00 3.74%	469,649.54 10,552.92	0.54% 5,068.47	Aa1/AA+ AA+	1.02 0.97
3133EPBM6	FEDERAL FARM CREDIT BANKS FUNDING CORP 4.125 08/23/2027	750,000.00	02/21/2023 4.26%	745,935.00 748,739.90	100.49 3.76%	753,705.00 3,265.63	0.87% 4,965.10	Aa1/AA+ AA+	1.40 1.34
3133EPGW9	FEDERAL FARM CREDIT BANKS FUNDING CORP 3.875 04/25/2028	800,000.00	04/24/2023 3.76%	804,016.00 801,659.60	100.09 3.83%	800,720.00 13,433.33	0.92% (939.60)	Aa1/AA+ AA+	2.07 1.94
3133EPUN3	FEDERAL FARM CREDIT BANKS FUNDING CORP 4.5 08/28/2028	325,000.00	08/28/2023 4.47%	325,289.25 325,139.40	101.34 3.91%	329,353.70 1,340.63	0.38% 4,214.30	Aa1/AA+ AA+	2.41 2.26
3130AWTR1	FEDERAL HOME LOAN BANKS 4.375 09/08/2028	750,000.00	09/12/2023 4.49%	746,200.50 748,140.94	101.29 3.81%	759,695.25 2,096.35	0.87% 11,554.31	Aa1/AA+ AA+	2.44 2.29
Total Agency		5,690,000.00	4.35%	5,630,850.40 5,675,841.80	100.40 3.79%	5,712,629.01 51,759.34	6.56% 36,787.21		1.37 1.30

AGENCY CMBS

3137FQXJ7	FHMS K-737 A2 2.525 10/25/2026	250,000.00	12/12/2023 4.77%	235,546.88 247,409.48	99.25 3.94%	248,113.75 526.04	0.28% 704.27	Aa1/AA+ AAA	0.57 0.42
3137BTUM1	FHMS K-061 A2 3.347 11/25/2026	518,910.90	04/23/2024 5.17%	496,836.92 513,770.72	99.47 3.93%	516,135.24 1,447.33	0.59% 2,364.53	Aa1/AA+ AAA	0.65 0.56
3137F2LJ3	FHMS K-066 A2 3.117 06/25/2027	346,310.30	04/18/2024 5.06%	327,168.54 339,119.48	98.99 3.91%	342,816.38 899.54	0.39% 3,696.89	Aa1/AA+ AAA	1.24 1.05
3137FBBX3	FHMS K-068 A2 3.244 08/25/2027	600,000.00	10/27/2023 5.33%	559,078.13 585,453.32	98.87 3.99%	593,202.00 1,622.00	0.68% 7,748.68	Aaa/AA+ AA+	1.40 1.28
3137FETNO	FHMS K-073 A2 3.35 01/25/2028	130,000.00	07/10/2023 4.75%	123,083.59 127,289.34	98.74 4.02%	128,357.58 362.92	0.15% 1,068.24	Aa1/AA+ AAA	1.82 1.63
3137FG6X8	FHMS K-077 A2 3.85 05/25/2028	450,000.00	12/11/2024 4.40%	441,720.70 444,885.92	99.37 4.07%	447,160.95 1,443.75	0.51% 2,275.03	Aa1/AA+ AAA	2.15 1.95
3137H5YC5	FHMS K-748 A2 2.26 01/25/2029	450,000.00	09/24/2024 3.79%	422,912.11 432,498.13	95.16 4.12%	428,200.65 847.50	0.49% (4,297.48)	Aa1/AA+ AAA	2.82 2.59
3137FLYV0	FHMS K-092 A2 3.298 04/25/2029	486,000.00	04/23/2025 4.29%	468,192.66 472,389.93	97.64 4.09%	474,545.47 1,335.69	0.55% 2,155.54	Aa1/AA+ AAA	3.07 2.80

HOLDINGS REPORT



BCVWD Consolidated | Account [REDACTED] | As of March 31, 2026

Cusip	Security Description	Par Value/ Units	Purchase Date Purchase Yield	Cost Value Book Value	Mkt Price Mkt YTM	Market Value Accrued Int.	% of Port. Gain/Loss	Moody's/ S&P/ Fitch	Maturity Duration
3137FNAEO	FHMS K-095 A2 2.785 06/25/2029	300,000.00	03/13/2025 4.39%	281,648.44 286,176.59	96.08 4.10%	288,231.30 696.25	0.33% 2,054.71	Aa1/AA+ AAA	3.24 2.93
Total Agency CMBS		3,531,221.20	4.69%	3,356,187.97 3,448,992.90	98.20 4.02%	3,466,763.32 9,181.02	3.98% 17,770.41		1.88 1.69
CASH									
CCYUSD	Receivable	3,284.97	--	3,284.97 3,284.97	1.00	3,284.97 0.00	0.00% 0.00	Aaa/AAA AAA	0.00 0.00
CCYUSD	Receivable	357,063.36	--	357,063.36 357,063.36	1.00	357,063.36 0.00	0.41% 0.00	Aaa/AAA AAA	0.00 0.00
Total Cash		360,348.33		360,348.33 360,348.33	1.00	360,348.33 0.00	0.41% 0.00		0.00 0.00
COMMERCIAL PAPER									
60710WHS6	Mizuho Bank, Ltd., New York Branch 08/26/2026	475,000.00	03/16/2026 3.90%	466,813.38 467,571.40	98.39 4.02%	467,330.18 0.00	0.54% (241.23)	P-1/A-1 NA	0.41 0.49
Total Commercial Paper		475,000.00	3.90%	466,813.38 467,571.40	98.39 4.02%	467,330.18 0.00	0.54% (241.23)		0.41 0.49
CORPORATE									
17275RBQ4	CISCO SYSTEMS INC 4.8 02/26/2027	455,000.00	-- 4.82%	454,803.50 454,939.23	100.61 4.10%	457,767.31 2,123.33	0.53% 2,828.08	A1/AA- NA	0.91 0.79
857477CL5	STATE STREET CORP 4.993 03/18/2027	440,000.00	03/13/2024 4.99%	440,000.00 440,000.00	100.68 4.26%	443,010.92 793.33	0.51% 3,010.92	Aa3/A AA-	0.96 0.85
89115A2W1	TORONTO-DOMINION BANK 4.98 04/05/2027	415,000.00	03/26/2024 4.98%	415,000.00 415,000.00	100.73 4.24%	418,026.18 10,103.87	0.48% 3,026.18	A2/A- AA-	1.01 0.96
931142FL2	WALMART INC 4.1 04/28/2027	500,000.00	04/24/2025 4.00%	500,940.00 500,504.77	100.16 3.94%	500,821.50 8,712.50	0.58% 316.73	Aa2/AA AA	1.08 1.02
665859AW4	NORTHERN TRUST CORP 4.0 05/10/2027	450,000.00	-- 3.99%	450,269.40 450,056.11	99.88 4.11%	449,462.70 7,050.00	0.52% (593.41)	A2/A+ A+	1.11 1.06
91324PEG3	UNITEDHEALTH GROUP INC 3.7 05/15/2027	115,000.00	05/17/2022 3.69%	115,055.80 115,012.05	99.38 4.27%	114,282.40 1,607.44	0.13% (729.65)	A2/A+ A	1.12 1.07
09290DAH4	BLACKROCK INC 4.6 07/26/2027	450,000.00	07/18/2024 4.57%	450,387.00 450,163.88	100.68 4.06%	453,056.85 3,737.50	0.52% 2,892.97	Aa3/AA- NA	1.32 1.18

HOLDINGS REPORT



BCVWD Consolidated | Account [REDACTED] | As of March 31, 2026

Cusip	Security Description	Par Value/ Units	Purchase Date Purchase Yield	Cost Value Book Value	Mkt Price Mkt YTM	Market Value Accrued Int.	% of Port. Gain/Loss	Moody's/ S&P/ Fitch	Maturity Duration
24422EXZ7	JOHN DEERE CAPITAL CORP 4.65 01/07/2028	340,000.00	01/06/2025 4.66%	339,898.00 339,939.71	100.91 4.10%	343,107.94 3,689.00	0.39% 3,168.23	A1/A A+	1.77 1.67
00287YDY2	ABBVIE INC 4.65 03/15/2028	250,000.00	02/18/2025 4.70%	249,667.50 249,786.70	100.91 4.16%	252,275.75 516.67	0.29% 2,489.05	A2/A- NA	1.96 1.77
79466LAQ7	SALESFORCE INC 4.5 03/15/2028	275,000.00	03/12/2026 4.37%	275,668.30 275,650.26	100.03 4.48%	275,070.95 618.75	0.32% (579.31)	A2/A+ NA	1.96 1.85
341081GN1	FLORIDA POWER & LIGHT CO 4.4 05/15/2028	450,000.00	05/23/2023 4.59%	446,175.00 448,368.53	100.40 4.20%	451,803.15 7,480.00	0.52% 3,434.62	Aa2/A+ AA-	2.12 1.83
90331HPS6	US BANK NA 4.73 05/15/2028	355,000.00	05/12/2025 4.88%	355,000.00 355,000.00	100.36 4.47%	356,290.78 6,343.46	0.41% 1,290.78	A2/A+ A+	2.12 1.06
58933YBH7	MERCK & CO INC 4.05 05/17/2028	110,000.00	05/08/2023 4.07%	109,910.90 109,962.11	100.12 3.99%	110,129.03 1,658.25	0.13% 166.92	Aa3/A+ NA	2.13 1.92
87612EBU9	TARGET CORP 4.35 06/15/2028	450,000.00	-- 4.29%	450,757.50 450,552.27	100.47 4.12%	452,093.85 5,763.75	0.52% 1,541.59	A2/A A	2.21 1.98
61690U8E3	MORGAN STANLEY BANK NA 4.968 07/14/2028	450,000.00	07/17/2024 4.97%	450,000.00 450,000.00	100.59 4.53%	452,668.95 4,781.70	0.52% 2,668.95	Aa3/A+ AA-	2.29 1.22
69371RT97	PACCAR FINANCIAL CORP 4.0 08/08/2028	370,000.00	08/04/2025 4.02%	369,781.70 369,828.71	99.93 4.03%	369,736.56 2,178.89	0.42% (92.15)	A1/A+ NA	2.36 2.21
437076DH2	HOME DEPOT INC 3.75 09/15/2028	255,000.00	09/08/2025 3.77%	254,834.25 254,864.19	99.36 4.02%	253,375.14 425.00	0.29% (1,489.05)	A2/A A	2.46 2.32
02079KAV9	ALPHABET INC 3.875 11/15/2028	165,000.00	11/03/2025 3.91%	164,858.10 164,876.85	99.68 4.00%	164,465.24 2,575.26	0.19% (411.61)	Aa2/AA+ NA	2.63 2.43
023135CS3	AMAZON.COM INC 3.9 11/20/2028	500,000.00	11/24/2025 3.79%	501,575.00 501,386.30	99.57 4.07%	497,863.00 7,095.83	0.57% (3,523.30)	A1/AA AA-	2.64 2.45
46647PEU6	JPMORGAN CHASE & CO 4.915 01/24/2029	230,000.00	01/16/2025 4.92%	230,000.00 230,000.00	100.85 4.43%	231,958.91 2,103.89	0.27% 1,958.91	A1/A AA-	2.82 1.71
06051GMK2	BANK OF AMERICA CORP 4.979 01/24/2029	495,000.00	01/17/2025 4.98%	495,000.00 495,000.00	100.78 4.51%	498,856.55 4,586.90	0.57% 3,856.55	A1/A- AA-	2.82 1.70
756109CW2	REALTY INCOME CORP 3.95 02/01/2029	485,000.00	09/25/2025 4.14%	482,148.20 482,563.99	98.84 4.39%	479,378.85 3,192.92	0.55% (3,185.14)	A3/A- NA	2.84 2.63
92826CAY8	VISA INC 3.8 02/12/2029	325,000.00	02/03/2026 3.84%	324,626.25 324,642.62	99.39 4.03%	323,023.68 1,680.97	0.37% (1,618.94)	Aa3/AA- NA	2.87 2.67
713448FX1	PEPSICO INC 4.5 07/17/2029	300,000.00	07/16/2024 4.52%	299,694.00 299,798.40	100.96 4.18%	302,883.30 2,775.00	0.35% 3,084.90	A1/A+ NA	3.30 2.94
025816EJ4	AMERICAN EXPRESS CO 4.351 07/20/2029	340,000.00	07/21/2025 4.35%	340,000.00 340,000.00	99.93 4.41%	339,757.24 2,917.59	0.39% (242.76)	A2/A- A	3.30 2.15

HOLDINGS REPORT



BCVWD Consolidated | Account [REDACTED] | As of March 31, 2026

Cusip	Security Description	Par Value/ Units	Purchase Date Purchase Yield	Cost Value Book Value	Mkt Price Mkt YTM	Market Value Accrued Int.	% of Port. Gain/Loss	Moody's/ S&P/ Fitch	Maturity Duration
532457CQ9	ELI LILLY AND CO 4.2 08/14/2029	475,000.00	08/12/2024 4.22%	474,534.50 474,686.18	100.09 4.17%	475,449.83 2,604.58	0.55% 763.64	Aa3/A+ NA	3.37 3.10
38141GD27	GOLDMAN SACHS GROUP INC 4.153 10/21/2029	400,000.00	10/15/2025 4.14%	400,144.00 400,122.72	99.07 4.54%	396,267.60 7,383.11	0.46% (3,855.12)	A2/BBB+ A	3.56 2.35
89236TNA9	TOYOTA MOTOR CREDIT CORP 4.95 01/09/2030	340,000.00	01/06/2025 5.00%	339,272.40 339,450.51	101.62 4.48%	345,513.78 3,833.50	0.40% 6,063.27	A1/A+ A+	3.78 3.38
06406RCG0	BANK OF NEW YORK MELLON CORP 4.026 01/22/2030	140,000.00	01/14/2026 4.09%	140,000.00 140,000.00	99.00 4.36%	138,598.60 1,080.31	0.16% (1,401.40)	Aa3/A AA-	3.81 2.61
95000U4D2	WELLS FARGO & CO 4.182 01/23/2030	270,000.00	01/15/2026 4.18%	270,000.00 270,000.00	99.11 4.49%	267,607.80 2,132.82	0.31% (2,392.20)	A1/BBB+ A+	3.82 2.60
46647PDF0	JPMORGAN CHASE & CO 4.565 06/14/2030	400,000.00	09/18/2025 4.15%	405,668.00 404,861.85	100.09 4.73%	400,376.00 5,427.28	0.46% (4,485.85)	A1/A AA-	4.21 2.91
74464AAC5	PUBLIC STORAGE OPERATING CO 4.375 07/01/2030	300,000.00	09/04/2025 4.18%	302,445.00 302,151.03	99.87 4.41%	299,600.40 3,281.25	0.34% (2,550.63)	A2/A NA	4.25 3.80
02079KAW7	ALPHABET INC 4.1 11/15/2030	300,000.00	11/13/2025 4.04%	300,783.00 300,724.05	99.32 4.26%	297,954.90 4,954.17	0.34% (2,769.15)	Aa2/AA+ NA	4.63 4.10
Total Corporate		11,595,000.00	4.40%	11,598,897.30 11,599,893.01	100.16 4.26%	11,612,535.62 125,208.82	13.34% 12,642.61		2.46 2.01
LAIF									
90LAIF\$00	Local Agency Investment Fund State Pool	37,173,167.75	-- 3.82%	37,173,167.75 37,173,167.75	1.00 3.82%	37,173,167.75 0.00	42.70% 0.00	NA/NA NA	0.00 0.00
Total LAIF		37,173,167.75	3.82%	37,173,167.75 37,173,167.75	1.00 3.82%	37,173,167.75 0.00	42.70% 0.00		0.00 0.00
LOCAL GOV INVESTMENT POOL									
09CATR\$01	CalTrust MMF	7,553,085.70	-- 3.75%	7,553,085.70 7,553,085.70	1.00 3.75%	7,553,085.70 0.00	8.68% 0.00	NA/AAAm NA	0.00 0.00
Total Local Gov Investment Pool		7,553,085.70	3.75%	7,553,085.70 7,553,085.70	1.00 3.75%	7,553,085.70 0.00	8.68% 0.00		0.00 0.00
MONEY MARKET FUND									

HOLDINGS REPORT



BCVWD Consolidated | Account [REDACTED] | As of March 31, 2026

Cusip	Security Description	Par Value/ Units	Purchase Date Purchase Yield	Cost Value Book Value	Mkt Price Mkt YTM	Market Value Accrued Int.	% of Port. Gain/Loss	Moody's/ S&P/ Fitch	Maturity Duration
31846V203	FIRST AMER:GVT OBLG Y	897,648.88	-- 3.28%	897,648.88 897,648.88	1.00 3.28%	897,648.88 0.00	1.03% 0.00	Aaa/ AAAm AAA	0.00 0.00
Total Money Market Fund		897,648.88	3.28%	897,648.88 897,648.88	1.00 3.28%	897,648.88 0.00	1.03% 0.00		0.00 0.00

SUPRANATIONAL									
45950KDD9	INTERNATIONAL FINANCE CORP 4.5 07/13/2028	340,000.00	07/06/2023 4.53%	339,622.60 339,827.72	101.47 3.82%	344,983.72 3,315.00	0.40% 5,156.00	Aaa/AAA NA	2.28 2.14
459058LR2	INTERNATIONAL BANK FOR RECONSTRUCTION AND DEVELOPM 4.125 03/20/2030	245,000.00	03/14/2025 4.20%	244,125.35 244,305.93	100.81 3.90%	246,983.77 308.80	0.28% 2,677.83	Aaa/AAA NA	3.97 3.63
Total Supranational		585,000.00	4.39%	583,747.95 584,133.65	101.19 3.86%	591,967.49 3,623.80	0.68% 7,833.83		2.99 2.76

US TREASURY									
912797UQ8	UNITED STATES TREASURY 07/21/2026	500,000.00	03/25/2026 3.73%	494,097.19 494,399.90	98.89 3.69%	494,450.00 0.00	0.57% 50.10	P-1/A-1+ F1+	0.31 0.30
91282CMP3	UNITED STATES TREASURY 4.125 02/28/2027	1,000,000.00	05/28/2025 4.04%	1,001,406.25 1,000,731.69	100.33 3.75%	1,003,266.00 3,586.96	1.15% 2,534.31	Aa1/AA+ AA+	0.91 0.89
91282CMY4	UNITED STATES TREASURY 3.75 04/30/2027	750,000.00	08/27/2025 3.71%	750,468.75 750,302.77	99.96 3.79%	749,682.00 11,809.39	0.86% (620.77)	Aa1/AA+ AA+	1.08 1.03
91282CKZ3	UNITED STATES TREASURY 4.375 07/15/2027	800,000.00	05/28/2025 3.99%	806,187.50 803,742.76	100.68 3.83%	805,437.60 7,348.07	0.93% 1,694.84	Aa1/AA+ AA+	1.29 1.23
91282CPB1	UNITED STATES TREASURY 3.5 09/30/2027	750,000.00	02/26/2026 3.49%	750,146.48 750,138.15	99.51 3.84%	746,337.75 71.72	0.86% (3,800.40)	Aa1/AA+ AA+	1.50 1.44
91282CFU0	UNITED STATES TREASURY 4.125 10/31/2027	1,000,000.00	09/15/2023 4.56%	983,867.19 993,800.02	100.41 3.85%	1,004,141.00 17,320.44	1.15% 10,340.98	Aa1/AA+ AA+	1.59 1.49
91282CPS4	UNITED STATES TREASURY 3.375 12/31/2027	750,000.00	02/26/2026 3.47%	748,740.23 748,802.09	99.23 3.83%	744,228.75 6,363.09	0.85% (4,573.34)	Aa1/AA+ AA+	1.75 1.67
91282CMF5	UNITED STATES TREASURY 4.25 01/15/2028	500,000.00	03/25/2026 3.89%	503,066.41 503,038.53	100.71 3.83%	503,535.00 4,461.33	0.58% 496.47	Aa1/AA+ AA+	1.79 1.70
91282CGT2	UNITED STATES TREASURY 3.625 03/31/2028	800,000.00	06/15/2023 3.96%	788,312.50 795,124.64	99.64 3.82%	797,093.60 79.24	0.92% 1,968.96	Aa1/AA+ AA+	2.00 1.91
91282CHA2	UNITED STATES TREASURY 3.5 04/30/2028	475,000.00	-- 3.77%	469,363.29 472,550.73	99.37 3.82%	471,994.20 6,980.66	0.54% (556.53)	Aa1/AA+ AA+	2.08 1.96

HOLDINGS REPORT



BCVWD Consolidated | Account [REDACTED] | As of March 31, 2026

Cusip	Security Description	Par Value/ Units	Purchase Date Purchase Yield	Cost Value Book Value	Mkt Price Mkt YTM	Market Value Accrued Int.	% of Port. Gain/Loss	Moody's/ S&P/ Fitch	Maturity Duration
91282CHK0	UNITED STATES TREASURY 4.0 06/30/2028	750,000.00	02/22/2024 4.37%	739,189.45 744,414.44	100.42 3.80%	753,135.00 7,541.44	0.87% 8,720.56	Aa1/AA+ AA+	2.25 2.11
91282CJR3	UNITED STATES TREASURY 3.75 12/31/2028	650,000.00	06/16/2025 3.95%	645,810.55 646,743.70	99.80 3.83%	648,705.20 6,127.42	0.75% 1,961.50	Aa1/AA+ AA+	2.75 2.56
91282CKD2	UNITED STATES TREASURY 4.25 02/28/2029	600,000.00	-- 4.35%	597,252.93 598,538.04	101.15 3.83%	606,890.40 2,217.39	0.70% 8,352.36	Aa1/AA+ AA+	2.91 2.71
91282CKP5	UNITED STATES TREASURY 4.625 04/30/2029	725,000.00	05/22/2024 4.45%	730,437.50 728,392.78	102.27 3.84%	741,425.60 14,079.42	0.85% 13,032.82	Aa1/AA+ AA+	3.08 2.80
91282CKT7	UNITED STATES TREASURY 4.5 05/31/2029	700,000.00	-- 4.11%	711,972.66 707,856.52	101.94 3.84%	713,562.50 10,557.69	0.82% 5,705.98	Aa1/AA+ AA+	3.17 2.89
91282CEV9	UNITED STATES TREASURY 3.25 06/30/2029	750,000.00	01/28/2026 3.70%	739,160.16 739,698.68	98.18 3.85%	736,377.00 6,127.42	0.85% (3,321.68)	Aa1/AA+ AA+	3.25 3.03
91282CLK5	UNITED STATES TREASURY 3.625 08/31/2029	450,000.00	09/25/2024 3.51%	452,267.58 451,572.19	99.23 3.87%	446,554.80 1,418.48	0.51% (5,017.39)	Aa1/AA+ AA+	3.42 3.17
91282CLN9	UNITED STATES TREASURY 3.5 09/30/2029	750,000.00	10/25/2024 4.02%	732,685.55 737,693.07	98.80 3.87%	740,976.75 71.72	0.85% 3,283.68	Aa1/AA+ AA+	3.50 3.26
91282CLR0	UNITED STATES TREASURY 4.125 10/31/2029	500,000.00	12/30/2024 4.38%	494,531.25 495,944.14	100.82 3.88%	504,101.50 8,660.22	0.58% 8,157.36	Aa1/AA+ AA+	3.59 3.25
91282CMD0	UNITED STATES TREASURY 4.375 12/31/2029	500,000.00	12/30/2024 4.38%	499,980.47 499,985.35	101.69 3.88%	508,457.00 5,498.96	0.58% 8,471.65	Aa1/AA+ AA+	3.75 3.40
91282CNG2	UNITED STATES TREASURY 4.0 05/31/2030	500,000.00	12/10/2025 3.74%	505,351.56 504,987.58	100.34 3.91%	501,699.00 6,703.30	0.58% (3,288.58)	Aa1/AA+ AA+	4.17 3.75
91282CPD7	UNITED STATES TREASURY 3.625 10/31/2030	500,000.00	12/10/2025 3.77%	496,835.94 497,032.70	98.71 3.94%	493,535.00 7,610.50	0.57% (3,497.70)	Aa1/AA+ AA+	4.59 4.11
Total US Treasury		14,700,000.00	3.99%	14,641,131.39 14,665,490.46	100.12 3.83%	14,715,585.65 134,634.84	16.90% 50,095.19		2.36 2.19
Total Portfolio		87,058,729.17	4.03%	86,765,665.90 86,928,639.72	47.72 3.89%	87,061,620.56 332,383.23	100.00% 132,980.84		1.08 0.88
Total Market Value + Accrued						87,394,003.79			

INCOME EARNED

BCVWD Consolidated | Account [REDACTED] | As of March 31, 2026

Cusip	Security Description	Trade Date Settle Date Units	Book Value: Begin Book Value: Acq Book Value: Disp Book Value: End	Prior Accrued Inc. Received Ending Accrued Total Interest	Accr. Of Discount Amort. Of Premium Net Accret/Amort Income Earned	Total Income
CASH & EQUIVALENTS						
31846V203	FIRST AMER:GVT OBLG Y	897,648.88	187,997.18 2,568,763.63 (1,859,111.93) 897,648.88	0.00 1,868.76 0.00 1,868.76	0.00 0.00 0.00 1,868.76	1,868.76
CCYUSD	Receivable	360,348.33	1,052,499.09 0.00 0.00 360,348.33	0.00 0.00 0.00 0.00	0.00 0.00 0.00 0.00	0.00
Total Cash & Equivalents			1,257,997.21	1,868.76	1,868.76	1,868.76
FIXED INCOME						
00287YDY2	ABBVIE INC 4.65 03/15/2028	02/18/2025 02/26/2025 250,000.00	249,777.44 0.00 0.00 249,786.70	5,360.42 5,812.50 516.67 968.75	9.26 0.00 9.26 978.01	978.01
02079KAV9	ALPHABET INC 3.875 11/15/2028	11/03/2025 11/06/2025 165,000.00	164,872.87 0.00 0.00 164,876.85	2,042.45 0.00 2,575.26 532.81	3.98 0.00 3.98 536.79	536.79
02079KAW7	ALPHABET INC 4.1 11/15/2030	11/13/2025 11/17/2025 300,000.00	300,737.58 0.00 0.00 300,724.05	3,929.17 0.00 4,954.17 1,025.00	0.00 (13.54) (13.54) 1,011.46	1,011.46
023135CS3	AMAZON.COM INC 3.9 11/20/2028	11/24/2025 11/25/2025 500,000.00	501,432.36 0.00 0.00 501,386.30	5,470.83 0.00 7,095.83 1,625.00	0.00 (46.06) (46.06) 1,578.94	1,578.94
025816EJ4	AMERICAN EXPRESS CO 4.351 07/20/2029	07/21/2025 07/25/2025 340,000.00	340,000.00 0.00 0.00 340,000.00	1,684.80 0.00 2,917.59 1,232.78	0.00 0.00 0.00 1,232.78	1,232.78

INCOME EARNED



BCVWD Consolidated | Account [REDACTED] | As of March 31, 2026

Cusip	Security Description	Trade Date Settle Date Units	Book Value: Begin Book Value: Acq Book Value: Disp Book Value: End	Prior Accrued Inc. Received Ending Accrued Total Interest	Accr. Of Discount Amort. Of Premium Net Accret/Amort Income Earned	Total Income
05522RDJ4	BACCT 2024-1 A 4.93 05/15/2029	06/06/2024 06/13/2024 195,000.00	194,992.90 0.00 0.00 194,993.09	427.27 801.12 427.27 801.12	0.19 0.00 0.19 801.31	801.31
05611UAD5	BMWLT 2024-1 A3 4.98 03/25/2027	06/20/2024 06/21/2024 63,970.75	94,629.93 0.00 (30,853.78) 63,849.93	78.70 393.52 53.10 367.91	73.78 0.00 73.78 441.69	441.69
06051GMK2	BANK OF AMERICA CORP 4.979 01/24/2029	01/17/2025 01/24/2025 495,000.00	495,000.00 0.00 0.00 495,000.00	2,533.07 0.00 4,586.90 2,053.84	0.00 0.00 0.00 2,053.84	2,053.84
06406RCG0	BANK OF NEW YORK MELLON CORP 4.026 01/22/2030	01/14/2026 01/22/2026 140,000.00	140,000.00 0.00 0.00 140,000.00	610.61 0.00 1,080.31 469.70	0.00 0.00 0.00 469.70	469.70
09290DAH4	BLACKROCK INC 4.6 07/26/2027	07/18/2024 07/26/2024 450,000.00	450,175.15 0.00 0.00 450,163.88	2,012.50 0.00 3,737.50 1,725.00	0.00 (11.26) (11.26) 1,713.74	1,713.74
096912AD2	BMWLT 2025-1 A3 4.43 06/26/2028	06/03/2025 06/10/2025 105,000.00	104,998.24 0.00 0.00 104,998.30	77.53 387.63 77.53 387.63	0.06 0.00 0.06 387.69	387.69
096919AD7	BMWOT 2024-A A3 5.18 02/26/2029	298,070.79	320,625.00 0.00 (21,419.36) 299,085.91	275.83 1,379.14 257.33 1,360.65	1.34 (121.07) (119.73) 1,240.92	1,240.92
161571HT4	CHAIT 2023-1 A 5.16 09/15/2028	09/07/2023 09/15/2023 410,000.00	409,942.21 0.00 0.00 409,944.14	940.27 1,763.00 940.27 1,763.00	1.93 0.00 1.93 1,764.93	1,764.93
17275RBQ4	CISCO SYSTEMS INC 4.8 02/26/2027	02/26/2024 455,000.00	454,933.73 0.00 0.00 454,939.23	303.33 0.00 2,123.33 1,820.00	7.54 (2.04) 5.50 1,825.50	1,825.50

INCOME EARNED



BCVWD Consolidated | Account [REDACTED] | As of March 31, 2026

Cusip	Security Description	Trade Date Settle Date Units	Book Value: Begin Book Value: Acq Book Value: Disp Book Value: End	Prior Accrued Inc. Received Ending Accrued Total Interest	Accr. Of Discount Amort. Of Premium Net Accret/Amort Income Earned	Total Income
24422EXZ7	JOHN DEERE CAPITAL CORP 4.65 01/07/2028	01/06/2025 01/09/2025 340,000.00	339,936.82 0.00 0.00 339,939.71	2,371.50 0.00 3,689.00 1,317.50	2.89 0.00 2.89 1,320.39	1,320.39
3130A9YY1	FEDERAL HOME LOAN BANKS 2.125 12/11/2026	11/28/2023 11/29/2023 900,000.00	883,917.82 0.00 0.00 885,667.11	4,250.00 0.00 5,843.75 1,593.75	1,749.29 0.00 1,749.29 3,343.04	3,343.04
3130AWTR1	FEDERAL HOME LOAN BANKS 4.375 09/08/2028	09/12/2023 09/14/2023 750,000.00	748,076.26 0.00 0.00 748,140.94	15,768.23 16,406.25 2,096.35 2,734.37	64.68 0.00 64.68 2,799.06	2,799.06
3130AXU63	FEDERAL HOME LOAN BANKS 4.625 11/17/2026	12/18/2023 12/19/2023 475,000.00	476,253.73 0.00 0.00 476,104.82	6,346.53 0.00 8,177.26 1,830.73	0.00 (148.91) (148.91) 1,681.82	1,681.82
3130B0TY5	FEDERAL HOME LOAN BANKS 4.75 04/09/2027	04/10/2024 04/11/2024 465,000.00	464,546.25 0.00 0.00 464,581.07	8,712.29 0.00 10,552.92 1,840.63	34.82 0.00 34.82 1,875.44	1,875.44
3133EP6K6	FEDERAL FARM CREDIT BANKS FUNDING CORP 4.5 03/26/2027	03/25/2024 03/26/2024 750,000.00	750,387.33 0.00 0.00 750,356.54	14,531.25 16,875.00 468.75 2,812.50	0.00 (30.79) (30.79) 2,781.71	2,781.71
3133EPBM6	FEDERAL FARM CREDIT BANKS FUNDING CORP 4.125 08/23/2027	02/21/2023 02/23/2023 750,000.00	748,663.15 0.00 0.00 748,739.90	687.50 0.00 3,265.63 2,578.13	76.74 0.00 76.74 2,654.87	2,654.87
3133EPCF0	FEDERAL FARM CREDIT BANKS FUNDING CORP 4.5 03/02/2026	03/23/2023 03/24/2023 0.00	750,010.09 0.00 (750,000.00) 0.00	16,781.25 16,875.00 0.00 93.75	0.00 (10.09) (10.09) 83.66	83.66
3133EPGW9	FEDERAL FARM CREDIT BANKS FUNDING CORP 3.875 04/25/2028	04/24/2023 04/25/2023 800,000.00	801,727.74 0.00 0.00 801,659.60	10,850.00 0.00 13,433.33 2,583.33	0.00 (68.14) (68.14) 2,515.19	2,515.19

INCOME EARNED



BCVWD Consolidated | Account [REDACTED] | As of March 31, 2026

Cusip	Security Description	Trade Date Settle Date Units	Book Value: Begin Book Value: Acq Book Value: Disp Book Value: End	Prior Accrued Inc. Received Ending Accrued Total Interest	Accr. Of Discount Amort. Of Premium Net Accret/Amort Income Earned	Total Income
3133EPK79	FEDERAL FARM CREDIT BANKS FUNDING CORP 4.375 12/07/2026	12/18/2023 12/19/2023 475,000.00	475,508.53 0.00 0.00 475,452.43	4,848.96 0.00 6,580.73 1,731.77	0.00 (56.10) (56.10) 1,675.67	1,675.67
3133EPUN3	FEDERAL FARM CREDIT BANKS FUNDING CORP 4.5 08/28/2028	08/28/2023 08/29/2023 325,000.00	325,144.31 0.00 0.00 325,139.40	121.88 7,312.50 1,340.63 8,531.25	0.00 (4.91) (4.91) 8,526.34	8,526.34
3137BTUM1	FHMS K-061 A2 3.347 11/25/2026	04/23/2024 04/26/2024 518,910.90	515,877.82 0.00 (2,884.43) 513,770.72	1,455.37 1,455.37 1,447.33 1,447.32	777.32 0.00 777.32 2,224.64	2,224.64
3137F2LJ3	FHMS K-066 A2 3.117 06/25/2027	04/18/2024 04/23/2024 346,310.30	342,203.72 0.00 (3,689.70) 339,119.48	909.13 909.13 899.54 899.55	605.46 0.00 605.46 1,505.01	1,505.01
3137FBBX3	FHMS K-068 A2 3.244 08/25/2027	10/27/2023 10/31/2023 600,000.00	584,527.35 0.00 0.00 585,453.32	1,622.00 1,622.00 1,622.00 1,622.00	925.97 0.00 925.97 2,547.97	2,547.97
3137FETN0	FHMS K-073 A2 3.35 01/25/2028	07/10/2023 07/13/2023 130,000.00	127,158.05 0.00 0.00 127,289.34	362.92 362.92 362.92 362.92	131.30 0.00 131.30 494.22	494.22
3137FG6X8	FHMS K-077 A2 3.85 05/25/2028	12/11/2024 12/16/2024 450,000.00	444,677.59 0.00 0.00 444,885.92	1,443.75 1,443.75 1,443.75 1,443.75	208.33 0.00 208.33 1,652.08	1,652.08
3137FLYV0	FHMS K-092 A2 3.298 04/25/2029	04/23/2025 04/28/2025 486,000.00	472,004.97 0.00 0.00 472,389.93	1,335.69 1,335.69 1,335.69 1,335.69	384.96 0.00 384.96 1,720.65	1,720.65
3137FNAEO	FHMS K-095 A2 2.785 06/25/2029	03/13/2025 03/18/2025 300,000.00	285,806.22 0.00 0.00 286,176.59	696.25 696.25 696.25 696.25	370.38 0.00 370.38 1,066.63	1,066.63

INCOME EARNED



BCVWD Consolidated | Account [REDACTED] | As of March 31, 2026

Cusip	Security Description	Trade Date Settle Date Units	Book Value: Begin Book Value: Acq Book Value: Disp Book Value: End	Prior Accrued Inc. Received Ending Accrued Total Interest	Accr. Of Discount Amort. Of Premium Net Accret/Amort Income Earned	Total Income
3137FQXJ7	FHMS K-737 A2 2.525 10/25/2026	12/12/2023 12/15/2023 250,000.00	246,970.65 0.00 0.00 247,409.48	526.04 526.04 526.04 526.04	438.83 0.00 438.83 964.87	964.87
3137H5YC5	FHMS K-748 A2 2.26 01/25/2029	09/24/2024 09/27/2024 450,000.00	431,958.80 0.00 0.00 432,498.13	847.50 847.50 847.50 847.50	539.32 0.00 539.32 1,386.82	1,386.82
341081GN1	FLORIDA POWER & LIGHT CO 4.4 05/15/2028	05/23/2023 05/25/2023 450,000.00	448,303.27 0.00 0.00 448,368.53	5,830.00 0.00 7,480.00 1,650.00	65.26 0.00 65.26 1,715.26	1,715.26
34535VAD6	FORDO 2024-D A3 4.61 08/15/2029	11/19/2024 11/22/2024 235,000.00	234,994.49 0.00 0.00 234,994.62	481.49 902.79 481.49 902.79	0.14 0.00 0.14 902.93	902.93
36269WAD1	GMALT 2024-2 A3 5.39 07/20/2027	05/07/2024 05/16/2024 74,138.50	91,966.70 0.00 (17,830.52) 74,136.74	151.47 413.09 122.10 383.72	0.57 0.00 0.57 384.29	384.29
36273VAD7	GMALT 2026-1 A3 3.88 01/22/2029	02/03/2026 02/12/2026 230,000.00	229,970.37 0.00 0.00 229,971.23	470.99 941.98 272.68 743.67	0.87 0.00 0.87 744.54	744.54
362962AD4	GMALT 2025-2 A3 4.58 05/22/2028	05/20/2025 05/29/2025 185,000.00	184,997.71 0.00 0.00 184,997.80	258.90 706.08 258.90 706.08	0.09 0.00 0.09 706.17	706.17
379965AD8	GMALT 2025-3 A3 4.17 08/21/2028	08/05/2025 08/13/2025 180,000.00	179,977.60 0.00 0.00 179,978.36	229.35 625.50 229.35 625.50	0.77 0.00 0.77 626.27	626.27
38141GD27	GOLDMAN SACHS GROUP INC 4.153 10/21/2029	10/15/2025 10/21/2025 400,000.00	400,126.79 0.00 0.00 400,122.72	5,998.78 0.00 7,383.11 1,384.33	0.00 (4.07) (4.07) 1,380.26	1,380.26

INCOME EARNED



BCVWD Consolidated | Account [REDACTED] | As of March 31, 2026

Cusip	Security Description	Trade Date Settle Date Units	Book Value: Begin Book Value: Acq Book Value: Disp Book Value: End	Prior Accrued Inc. Received Ending Accrued Total Interest	Accr. Of Discount Amort. Of Premium Net Accret/Amort Income Earned	Total Income
437076DH2	HOME DEPOT INC 3.75 09/15/2028	09/08/2025 09/15/2025 255,000.00	254,859.51 0.00 0.00 254,864.19	4,409.38 4,781.25 425.00 796.88	4.69 0.00 4.69 801.56	801.56
437918AC9	HAROT 2024-1 A3 5.21 08/15/2028	02/13/2024 02/21/2024 188,188.95	203,490.07 0.00 (15,305.97) 188,184.62	471.20 883.51 435.76 848.07	0.52 0.00 0.52 848.59	848.59
437921AD1	HAROT 252 A3 4.15 10/15/2029	04/29/2025 05/08/2025 125,000.00	124,988.60 0.00 0.00 124,988.87	230.56 432.29 230.56 432.29	0.27 0.00 0.27 432.56	432.56
437930AC4	HAROT 2024-2 A3 5.27 11/20/2028	05/14/2024 05/21/2024 82,974.54	88,960.40 0.00 (5,992.41) 82,968.63	169.31 390.71 157.91 379.31	0.63 0.00 0.63 379.94	379.94
43815JAC7	HAROT 2023-1 A3 5.04 04/21/2027	02/16/2023 02/24/2023 4,834.66	6,965.92 0.00 (2,131.62) 4,834.43	9.75 29.26 6.77 26.28	0.13 0.00 0.13 26.40	26.40
448973AD9	HART 2024-A A3 4.99 02/15/2029	03/11/2024 03/20/2024 126,900.73	135,819.53 0.00 (8,936.88) 126,884.33	301.26 564.86 281.44 545.04	1.67 0.00 1.67 546.71	546.71
448981AD2	HART 2026-A A3 3.79 02/18/2031	02/10/2026 02/18/2026 270,000.00	269,981.89 0.00 0.00 269,982.20	369.53 767.48 454.80 852.76	0.31 0.00 0.31 853.06	853.06
44935XAD7	HART 2025-B A3 4.36 12/17/2029	06/03/2025 06/11/2025 155,000.00	154,988.23 0.00 0.00 154,988.49	300.36 563.17 300.36 563.17	0.26 0.00 0.26 563.43	563.43
459058LR2	INTERNATIONAL BANK FOR RECONSTRUCTION AND DEVELOPM 4.125 03/20/2030	03/14/2025 03/20/2025 245,000.00	244,291.08 0.00 0.00 244,305.93	4,519.74 5,054.35 308.80 843.41	14.85 0.00 14.85 858.26	858.26

INCOME EARNED



BCVWD Consolidated | Account [REDACTED] | As of March 31, 2026

Cusip	Security Description	Trade Date Settle Date Units	Book Value: Begin Book Value: Acq Book Value: Disp Book Value: End	Prior Accrued Inc. Received Ending Accrued Total Interest	Accr. Of Discount Amort. Of Premium Net Accret/Amort Income Earned	Total Income
45950KDD9	INTERNATIONAL FINANCE CORP 4.5 07/13/2028	07/06/2023 07/13/2023 340,000.00	339,821.32 0.00 0.00 339,827.72	2,040.00 0.00 3,315.00 1,275.00	6.40 0.00 6.40 1,281.40	1,281.40
46647PDF0	JPMORGAN CHASE & CO 4.565 06/14/2030	09/18/2025 09/19/2025 400,000.00	404,990.67 0.00 0.00 404,861.85	3,905.61 0.00 5,427.28 1,521.67	0.00 (128.82) (128.82) 1,392.85	1,392.85
46647PEU6	JPMORGAN CHASE & CO 4.915 01/24/2029	01/16/2025 01/24/2025 230,000.00	230,000.00 0.00 0.00 230,000.00	1,161.85 0.00 2,103.89 942.04	0.00 0.00 0.00 942.04	942.04
47786WAD2	JDOT 2024-B A3 5.2 03/15/2029	06/11/2024 06/18/2024 99,632.97	99,987.46 0.00 (367.03) 99,620.83	231.11 433.33 230.26 432.48	0.39 0.00 0.39 432.88	432.88
47787DAD3	JDOT 2026 A3 3.87 08/15/2030	03/10/2026 03/18/2026 140,000.00	0.00 139,975.19 0.00 139,975.41	0.00 0.00 195.65 195.65	0.22 0.00 0.22 195.87	195.87
47800AAC4	JDOT 2022-B A3 3.74 02/16/2027	07/12/2022 07/20/2022 68.52	3,612.49 0.00 (3,544.03) 68.52	6.00 11.26 0.11 5.37	0.06 0.00 0.06 5.43	5.43
47800BAC2	JDOT 2022-C A3 5.09 06/15/2027	10/12/2022 10/19/2022 22,363.83	28,897.32 0.00 (6,534.08) 22,363.40	65.37 122.58 50.59 107.80	0.16 0.00 0.16 107.96	107.96
47800DAD6	JDOT 2025 A3 4.23 09/17/2029	03/04/2025 03/11/2025 195,000.00	194,990.37 0.00 0.00 194,990.60	366.60 687.38 366.60 687.38	0.23 0.00 0.23 687.61	687.61
47800RAD5	JDOT 2024 A3 4.96 11/15/2028	03/11/2024 03/19/2024 77,489.34	81,676.34 0.00 (4,189.66) 77,486.89	180.06 337.61 170.82 328.37	0.22 0.00 0.22 328.59	328.59

INCOME EARNED



BCVWD Consolidated | Account [REDACTED] | As of March 31, 2026

Cusip	Security Description	Trade Date Settle Date Units	Book Value: Begin Book Value: Acq Book Value: Disp Book Value: End	Prior Accrued Inc. Received Ending Accrued Total Interest	Accr. Of Discount Amort. Of Premium Net Accret/Amort Income Earned	Total Income
532457CQ9	ELI LILLY AND CO 4.2 08/14/2029	08/12/2024 08/14/2024 475,000.00	474,678.28 0.00 0.00 474,686.18	942.08 0.00 2,604.58 1,662.50	7.90 0.00 7.90 1,670.40	1,670.40
58770AAC7	MBART 2023-1 A3 4.51 11/15/2027	01/18/2023 01/25/2023 18,997.60	22,762.57 0.00 (3,765.94) 18,996.83	45.63 85.55 38.08 78.00	0.20 0.00 0.20 78.20	78.20
58770YAD3	MBALT 2026-A A3 3.93 01/15/2030	01/13/2026 01/21/2026 115,000.00	114,977.81 0.00 0.00 114,978.30	200.87 376.63 200.87 376.63	0.49 0.00 0.49 377.12	377.12
58933YBH7	MERCK & CO INC 4.05 05/17/2028	05/08/2023 05/17/2023 110,000.00	109,960.60 0.00 0.00 109,962.11	1,287.00 0.00 1,658.25 371.25	1.51 0.00 1.51 372.76	372.76
60710WHS6	Mizuho Bank, Ltd., New York Branch 08/26/2026	03/16/2026 03/17/2026 475,000.00	0.00 466,813.38 0.00 467,571.40	0.00 0.00 0.00 0.00	758.02 0.00 758.02 758.02	758.02
61690U8E3	MORGAN STANLEY BANK NA 4.968 07/14/2028	07/17/2024 07/19/2024 450,000.00	450,000.00 0.00 0.00 450,000.00	2,918.70 0.00 4,781.70 1,863.00	0.00 0.00 0.00 1,863.00	1,863.00
665859AW4	NORTHERN TRUST CORP 4.0 05/10/2027	450,000.00	450,061.04 0.00 0.00 450,056.11	5,550.00 0.00 7,050.00 1,500.00	3.58 (8.51) (4.94) 1,495.06	1,495.06
69371RT97	PACCAR FINANCIAL CORP 4.0 08/08/2028	08/04/2025 08/08/2025 370,000.00	369,822.53 0.00 0.00 369,828.71	945.56 0.00 2,178.89 1,233.33	6.17 0.00 6.17 1,239.51	1,239.51
713448FX1	PEPSICO INC 4.5 07/17/2029	07/16/2024 07/17/2024 300,000.00	299,793.21 0.00 0.00 299,798.40	1,650.00 0.00 2,775.00 1,125.00	5.20 0.00 5.20 1,130.20	1,130.20

INCOME EARNED



BCVWD Consolidated | Account [REDACTED] | As of March 31, 2026

Cusip	Security Description	Trade Date Settle Date Units	Book Value: Begin Book Value: Acq Book Value: Disp Book Value: End	Prior Accrued Inc. Received Ending Accrued Total Interest	Accr. Of Discount Amort. Of Premium Net Accret/Amort Income Earned	Total Income
74464AAC5	PUBLIC STORAGE OPERATING CO 4.375 07/01/2030	09/04/2025 09/05/2025 300,000.00	302,194.85 0.00 0.00 302,151.03	2,187.50 0.00 3,281.25 1,093.75	0.00 (43.81) (43.81) 1,049.94	1,049.94
756109CW2	REALTY INCOME CORP 3.95 02/01/2029	09/25/2025 10/06/2025 485,000.00	482,491.17 0.00 0.00 482,563.99	1,596.46 0.00 3,192.92 1,596.46	72.82 0.00 72.82 1,669.28	1,669.28
79466LAQ7	SALESFORCE INC 4.5 03/15/2028	03/12/2026 03/13/2026 275,000.00	0.00 275,668.30 0.00 275,650.26	0.00 0.00 618.75 618.75	0.00 (18.04) (18.04) 600.71	600.71
857477CL5	STATE STREET CORP 4.993 03/18/2027	03/13/2024 03/18/2024 440,000.00	440,000.00 0.00 0.00 440,000.00	9,947.17 10,984.60 793.33 1,830.77	0.00 0.00 0.00 1,830.77	1,830.77
87612EBU9	TARGET CORP 4.35 06/15/2028	450,000.00	450,574.36 0.00 0.00 450,552.27	4,132.50 0.00 5,763.75 1,631.25	0.04 (22.13) (22.09) 1,609.16	1,609.16
89115A2W1	TORONTO-DOMINION BANK 4.98 04/05/2027	03/26/2024 04/05/2024 415,000.00	415,000.00 0.00 0.00 415,000.00	8,381.62 0.00 10,103.87 1,722.25	0.00 0.00 0.00 1,722.25	1,722.25
89231CAD9	TAOT 2022-C A3 3.76 04/15/2027	08/08/2022 08/16/2022 5,626.14	10,245.63 0.00 (4,619.89) 5,625.94	17.12 32.10 9.40 24.38	0.20 0.00 0.20 24.58	24.58
89236TNA9	TOYOTA MOTOR CREDIT CORP 4.95 01/09/2030	01/06/2025 01/09/2025 340,000.00	339,438.16 0.00 0.00 339,450.51	2,431.00 0.00 3,833.50 1,402.50	12.35 0.00 12.35 1,414.85	1,414.85
89239TAD4	TAOT 2024-D A3 4.4 06/15/2029	10/10/2024 10/17/2024 125,000.00	124,995.08 0.00 0.00 124,995.21	244.44 458.33 244.44 458.33	0.13 0.00 0.13 458.46	458.46

INCOME EARNED



BCVWD Consolidated | Account [REDACTED] | As of March 31, 2026

Cusip	Security Description	Trade Date Settle Date Units	Book Value: Begin Book Value: Acq Book Value: Disp Book Value: End	Prior Accrued Inc. Received Ending Accrued Total Interest	Accr. Of Discount Amort. Of Premium Net Accret/Amort Income Earned	Total Income
89240JAD3	TAOT 2025-A A3 4.64 08/15/2029	01/22/2025 01/29/2025 240,000.00	239,992.68 0.00 0.00 239,992.86	494.93 928.00 494.93 928.00	0.18 0.00 0.18 928.18	928.18
89240KAD0	TAOT 2026-A A3 3.86 09/15/2030	01/13/2026 01/21/2026 170,000.00	169,985.85 0.00 0.00 169,986.12	291.64 546.83 291.64 546.83	0.26 0.00 0.26 547.09	547.09
90331HPS6	US BANK NA 4.73 05/15/2028	05/12/2025 05/15/2025 355,000.00	355,000.00 0.00 0.00 355,000.00	4,944.16 0.00 6,343.46 1,399.29	0.00 0.00 0.00 1,399.29	1,399.29
912797UQ8	UNITED STATES TREASURY 07/21/2026	03/25/2026 03/26/2026 500,000.00	0.00 494,097.19 0.00 494,399.90	0.00 0.00 0.00 0.00	302.71 0.00 302.71 302.71	302.71
91282CBT7	UNITED STATES TREASURY 0.75 03/31/2026	0.00	748,717.05 0.00 (750,000.00) 0.00	2,348.90 2,812.50 0.00 463.60	1,282.95 0.00 1,282.95 1,746.55	1,746.55
91282CEV9	UNITED STATES TREASURY 3.25 06/30/2029	01/28/2026 01/29/2026 750,000.00	739,429.42 0.00 0.00 739,698.68	4,040.06 0.00 6,127.42 2,087.36	269.26 0.00 269.26 2,356.62	2,356.62
91282CFU0	UNITED STATES TREASURY 4.125 10/31/2027	09/15/2023 09/18/2023 1,000,000.00	993,467.50 0.00 0.00 993,800.02	13,787.98 0.00 17,320.44 3,532.46	332.52 0.00 332.52 3,864.98	3,864.98
91282CGT2	UNITED STATES TREASURY 3.625 03/31/2028	06/15/2023 06/16/2023 800,000.00	794,917.61 0.00 0.00 795,124.64	12,109.89 14,500.00 79.24 2,469.34	207.04 0.00 207.04 2,676.38	2,676.38
91282CHA2	UNITED STATES TREASURY 3.5 04/30/2028	475,000.00	472,450.83 0.00 0.00 472,550.73	5,556.98 0.00 6,980.66 1,423.69	99.90 0.00 99.90 1,523.59	1,523.59

INCOME EARNED



BCVWD Consolidated | Account [REDACTED] | As of March 31, 2026

Cusip	Security Description	Trade Date Settle Date Units	Book Value: Begin Book Value: Acq Book Value: Disp Book Value: End	Prior Accrued Inc. Received Ending Accrued Total Interest	Accr. Of Discount Amort. Of Premium Net Accret/Amort Income Earned	Total Income
91282CHK0	UNITED STATES TREASURY 4.0 06/30/2028	02/22/2024 02/23/2024 750,000.00	744,203.53 0.00 0.00 744,414.44	4,972.38 0.00 7,541.44 2,569.06	210.90 0.00 210.90 2,779.97	2,779.97
91282CJR3	UNITED STATES TREASURY 3.75 12/31/2028	06/16/2025 06/17/2025 650,000.00	646,643.26 0.00 0.00 646,743.70	4,040.06 0.00 6,127.42 2,087.36	100.44 0.00 100.44 2,187.81	2,187.81
91282CKB6	UNITED STATES TREASURY 4.625 02/28/2026	04/17/2025 04/21/2025 0.00	0.00 0.00 0.00 0.00	0.00 17,343.75 0.00 17,343.75	0.00 0.00 0.00 17,343.75	17,343.75
91282CKD2	UNITED STATES TREASURY 4.25 02/28/2029	600,000.00	598,495.45 0.00 0.00 598,538.04	69.29 12,750.00 2,217.39 14,898.10	118.56 (75.97) 42.59 14,940.69	14,940.69
91282CKP5	UNITED STATES TREASURY 4.625 04/30/2029	05/22/2024 05/23/2024 725,000.00	728,486.27 0.00 0.00 728,392.78	11,207.96 0.00 14,079.42 2,871.46	0.00 (93.49) (93.49) 2,777.97	2,777.97
91282CKT7	UNITED STATES TREASURY 4.5 05/31/2029	700,000.00	708,067.20 0.00 0.00 707,856.52	7,875.00 0.00 10,557.69 2,682.69	0.00 (210.69) (210.69) 2,472.01	2,472.01
91282CKZ3	UNITED STATES TREASURY 4.375 07/15/2027	05/28/2025 05/29/2025 800,000.00	803,989.62 0.00 0.00 803,742.76	4,350.83 0.00 7,348.07 2,997.24	0.00 (246.86) (246.86) 2,750.37	2,750.37
91282CLK5	UNITED STATES TREASURY 3.625 08/31/2029	09/25/2024 09/26/2024 450,000.00	451,611.24 0.00 0.00 451,572.19	44.33 8,156.25 1,418.48 9,530.40	0.00 (39.05) (39.05) 9,491.35	9,491.35
91282CLN9	UNITED STATES TREASURY 3.5 09/30/2029	10/25/2024 10/28/2024 750,000.00	737,394.54 0.00 0.00 737,693.07	10,961.54 13,125.00 71.72 2,235.18	298.53 0.00 298.53 2,533.71	2,533.71

INCOME EARNED



BCVWD Consolidated | Account [REDACTED] | As of March 31, 2026

Cusip	Security Description	Trade Date Settle Date Units	Book Value: Begin Book Value: Acq Book Value: Disp Book Value: End	Prior Accrued Inc. Received Ending Accrued Total Interest	Accr. Of Discount Amort. Of Premium Net Accret/Amort Income Earned	Total Income
91282CLR0	UNITED STATES TREASURY 4.125 10/31/2029	12/30/2024 12/31/2024 500,000.00	495,848.09 0.00 0.00 495,944.14	6,893.99 0.00 8,660.22 1,766.23	96.05 0.00 96.05 1,862.28	1,862.28
91282CMD0	UNITED STATES TREASURY 4.375 12/31/2029	12/30/2024 12/31/2024 500,000.00	499,985.02 0.00 0.00 499,985.35	3,625.69 0.00 5,498.96 1,873.27	0.33 0.00 0.33 1,873.61	1,873.61
91282CMF5	UNITED STATES TREASURY 4.25 01/15/2028	03/25/2026 03/26/2026 500,000.00	0.00 503,066.41 0.00 503,038.53	0.00 (4,109.12) 4,461.33 352.21	0.00 (27.88) (27.88) 324.33	324.33
91282CMP3	UNITED STATES TREASURY 4.125 02/28/2027	05/28/2025 05/29/2025 1,000,000.00	1,000,799.80 0.00 0.00 1,000,731.69	112.09 20,625.00 3,586.96 24,099.86	0.00 (68.12) (68.12) 24,031.75	24,031.75
91282CMY4	UNITED STATES TREASURY 3.75 04/30/2027	08/27/2025 08/28/2025 750,000.00	750,326.59 0.00 0.00 750,302.77	9,400.90 0.00 11,809.39 2,408.49	0.00 (23.82) (23.82) 2,384.67	2,384.67
91282CNG2	UNITED STATES TREASURY 4.0 05/31/2030	12/10/2025 12/11/2025 500,000.00	505,089.23 0.00 0.00 504,987.58	5,000.00 0.00 6,703.30 1,703.30	0.00 (101.65) (101.65) 1,601.64	1,601.64
91282CPB1	UNITED STATES TREASURY 3.5 09/30/2027	02/26/2026 02/27/2026 750,000.00	750,145.97 0.00 0.00 750,138.15	10,961.54 13,125.00 71.72 2,235.18	0.00 (7.83) (7.83) 2,227.35	2,227.35
91282CPD7	UNITED STATES TREASURY 3.625 10/31/2030	12/10/2025 12/11/2025 500,000.00	496,977.75 0.00 0.00 497,032.70	6,058.36 0.00 7,610.50 1,552.14	54.95 0.00 54.95 1,607.09	1,607.09
91282CPS4	UNITED STATES TREASURY 3.375 12/31/2027	02/26/2026 02/27/2026 750,000.00	748,743.98 0.00 0.00 748,802.09	4,195.44 0.00 6,363.09 2,167.65	58.11 0.00 58.11 2,225.76	2,225.76

INCOME EARNED



BCVWD Consolidated | Account [REDACTED] | As of March 31, 2026

Cusip	Security Description	Trade Date Settle Date Units	Book Value: Begin Book Value: Acq Book Value: Disp Book Value: End	Prior Accrued Inc. Received Ending Accrued Total Interest	Accr. Of Discount Amort. Of Premium Net Accret/Amort Income Earned	Total Income
91324PEG3	UNITEDHEALTH GROUP INC 3.7 05/15/2027	05/17/2022 05/20/2022 115,000.00	115,013.05 0.00 0.00 115,012.05	1,252.86 0.00 1,607.44 354.58	0.20 (1.20) (1.00) 353.58	353.58
92826CAY8	VISA INC 3.8 02/12/2029	02/03/2026 02/12/2026 325,000.00	324,632.05 0.00 0.00 324,642.62	651.81 0.00 1,680.97 1,029.17	10.57 0.00 10.57 1,039.74	1,039.74
92970QAJ4	WFCIT 2025-1 A 4.34 05/15/2030	09/04/2025 09/05/2025 360,000.00	363,747.38 0.00 0.00 363,603.25	694.40 1,302.00 694.40 1,302.00	0.00 (144.13) (144.13) 1,157.87	1,157.87
931142FL2	WALMART INC 4.1 04/28/2027	04/24/2025 04/28/2025 500,000.00	500,544.68 0.00 0.00 500,504.77	7,004.17 0.00 8,712.50 1,708.33	0.00 (39.92) (39.92) 1,668.42	1,668.42
95000U4D2	WELLS FARGO & CO 4.182 01/23/2030	01/15/2026 01/23/2026 270,000.00	270,000.00 0.00 0.00 270,000.00	1,191.87 0.00 2,132.82 940.95	0.00 0.00 0.00 940.95	940.95
Total Fixed Income			40,687,833.63 1,879,620.47 (1,632,065.29) 40,944,389.06	338,990.13 208,895.21 332,383.23 202,288.31	10,819.16 (1,818.91) 9,000.25 211,288.55	211,288.55

LAIF						
90LAIF\$00	Local Agency Investment Fund State Pool	37,173,167.75	37,173,167.75	0.00	0.00	0.00
			0.00	0.00	0.00	0.00
			0.00	0.00	0.00	0.00
			0.00	0.00	0.00	0.00
Total LAIF			37,173,167.75	0.00	0.00	0.00

LOCAL GOV INVESTMENT POOL

INCOME EARNED



BCVWD Consolidated | Account [REDACTED] | As of March 31, 2026

Cusip	Security Description	Trade Date Settle Date Units	Book Value: Begin Book Value: Acq Book Value: Disp Book Value: End	Prior Accrued Inc. Received Ending Accrued Total Interest	Accr. Of Discount Amort. Of Premium Net Accret/Amort Income Earned	Total Income
09CATR\$01	CalTrust MMF	7,553,085.70	7,529,057.83 24,027.87 0.00 7,553,085.70	0.00 24,027.87 0.00 24,027.87	0.00 0.00 0.00 24,027.87	24,027.87
Total Local Gov Investment Pool			7,529,057.83 24,027.87 0.00 7,553,085.70	0.00 24,027.87 0.00 24,027.87	0.00 0.00 0.00 24,027.87	24,027.87
TOTAL PORTFOLIO			86,630,555.48 4,472,411.97 (3,491,177.22) 86,928,639.72	338,990.13 234,791.84 332,383.23 228,184.94	10,819.16 (1,818.91) 9,000.25 237,185.18	237,185.18

Accounts Payable

Checks by Date - Detail by Check Date

User: wclayton
 Printed: 4/30/2026 11:21 AM

Beaumont-Cherry Valley Water District

560 Magnolia Avenue
 Beaumont California 92223
 (951) 845-9581
<https://bcvwd.gov>



Check No	Vendor No Invoice No	Vendor Name Description	Check Date Reference	Check Amount
ACH	10019 000130384 000130384	C R & R Incorporated Monthly Charges 3 YD Locked Recycle - 39500 Brookside - Apr 2026 Monthly Charges 3 YD Commercial Bin - 39500 Brookside - Apr 2026	03/26/2026	152.56 377.05
Total for this ACH Check for Vendor 10019:				529.61
ACH	10031 6058405597 6058405599 6058881958	Staples Business Advantage Office Supplies - Main Office Office Supplies - Main Office Office Supplies - Main Office	03/26/2026	317.70 218.14 85.43
Total for this ACH Check for Vendor 10031:				621.27
ACH	10138 HW201 Mar 2026	ARCO Business Solutions ARCO Fuel Charges 03/17-03/23/2026	03/26/2026	3,665.77
Total for this ACH Check for Vendor 10138:				3,665.77
ACH	10350 243437	NAPA Auto Parts Hydraulic Fluid for Heavy Equipment	03/26/2026	50.95
Total for this ACH Check for Vendor 10350:				50.95
ACH	10085 1003249624 1003249624 1003249624 1003249624 1003249624 1003249624 1003249624	CalPERS Retirement System PR Batch 00002.03.2026 CalPERS 8% ER Paid PR Batch 00002.03.2026 CalPERS 1% ER Paid PR Batch 00002.03.2026 CalPERS 8.25% EE PEPRA PR Batch 00002.03.2026 CalPERS ER PEPRA PR Batch 00002.03.2026 CalPERS 8% EE Paid PR Batch 00002.03.2026 CalPERS 7% EE Deduction PR Batch 00002.03.2026 CalPERS ER Paid Classic	03/26/2026	1,347.01 212.54 10,023.36 10,594.37 2,630.94 1,487.80 12,563.23
Total for this ACH Check for Vendor 10085:				38,859.25
ACH	10087 1-346-236-752 1-346-236-752 1-346-236-752	EDD PR Batch 00002.03.2026 State Income Tax PR Batch 00002.03.2026 CA SDI PR Batch 00003.03.2026 CA SDI	03/26/2026	8,351.70 2,559.31 37.44
Total for this ACH Check for Vendor 10087:				10,948.45
ACH	10094 270648500106336 270648500106336 270648500106336 270648500106336 270648500106336 270648500106336 270648500106336 270648500106336 270648500106336	U.S. Treasury PR Batch 00002.03.2026 Federal Income Tax PR Batch 00003.03.2026 Medicare Employer Portion PR Batch 00002.03.2026 FICA Employee Portion PR Batch 00003.03.2026 Medicare Employee Portion PR Batch 00002.03.2026 FICA Employer Portion PR Batch 00003.03.2026 FICA Employer Portion PR Batch 00002.03.2026 Medicare Employee Portion PR Batch 00003.03.2026 FICA Employee Portion PR Batch 00002.03.2026 Medicare Employer Portion	03/26/2026	21,473.40 41.81 12,522.79 41.81 12,522.79 178.77 2,928.74 178.77 2,928.74
Total for this ACH Check for Vendor 10094:				52,817.62
ACH	10141 55966420	Ca State Disbursement Unit PR Batch 00002.03.2026 Garnishment	03/26/2026	379.84
Total for this ACH Check for Vendor 10141:				379.84

Check No	Vendor No Invoice No	Vendor Name Description	Check Date Reference	Check Amount
ACH	10264 1003249622 1003249622 1003249622 1003249622 1003249622	CalPERS Supplemental Income Plans PR Batch 00002.03.2026 CalPERS ER Paid-Staff PR Batch 00002.03.2026 457 Loan Repayment PR Batch 00002.03.2026 ROTH-Post-Tax PR Batch 00002.03.2026 100% Contribution PR Batch 00002.03.2026 CalPERS 457	03/26/2026	125.00 277.84 950.00 1,642.35 3,432.31
Total for this ACH Check for Vendor 10264:				6,427.50
ACH	10984 1774380989032 1774380989032 1774380989032 1774380989032 1774380989032	MidAmerica Administrative & Retirement Solutions PR Batch 00002.03.2026 401a Sick Contribution PR Batch 00002.03.2026 401a Cash Contribution PR Batch 00002.03.2026 401(a) ER Paid-GM Contract PR Batch 00002.03.2026 401a-Vacation Contribution PR Batch 00002.03.2026 401(a) ER Paid-Staff	03/26/2026	221.39 230.00 131.04 1,139.07 271.10
Total for this ACH Check for Vendor 10984:				1,992.60
ACH	11152 928165	Sterling Health Services, Inc PR Batch 00002.03.2026 Flexible Spending Account (PT)	03/26/2026	1,116.66
Total for this ACH Check for Vendor 11152:				1,116.66
2376	10987 03052026	Vehicle Registration Collections PR Batch 00002.03.2026 Garnishment Veh Reg FTB	03/26/2026	706.00
Total for Check Number 2376:				706.00
17428	UB*06051	Angelica Alvarez Refund Check Refund Check Refund Check Refund Check Refund Check	03/26/2026	0.72 0.40 1.03 1.03 2.16
Total for Check Number 17428:				5.34
17429	UB*06049	Mikaela Cade Refund Check Refund Check Refund Check	03/26/2026	5.04 7.49 3.63
Total for Check Number 17429:				16.16
17430	UB*06061	Alan Chan Refund Check Refund Check Refund Check Refund Check Refund Check Refund Check	03/26/2026	22.07 9.45 8.00 42.98 15.58 5.81
Total for Check Number 17430:				103.89
17431	UB*06044	Susan & Medhat Dawood Refund Check Refund Check Refund Check Refund Check Refund Check Refund Check	03/26/2026	24.73 264.79 9.56 17.14 24.78 2.36
Total for Check Number 17431:				343.36
17432	UB*06052	Downing Construction Inc Refund Check Refund Check Refund Check Refund Check	03/26/2026	770.65 1,280.80 223.38 320.17
Total for Check Number 17432:				2,595.00

Check No	Vendor No Invoice No	Vendor Name Description	Check Date Reference	Check Amount
17433	UB*06058	DR Horton Refund Check Refund Check	03/26/2026	126.43 2,276.63
Total for Check Number 17433:				2,403.06
17434	UB*06053	Patricia Hernandez Refund Check Refund Check	03/26/2026	141.03 0.66
Total for Check Number 17434:				141.69
17435	UB*06054	Teresita Hernandez Refund Check	03/26/2026	118.23
Total for Check Number 17435:				118.23
17437	UB*06047	Riley Jackson Refund Check	03/26/2026	3.06
Total for Check Number 17437:				3.06
17438	UB*06048	April Magofna Refund Check Refund Check Refund Check Refund Check Refund Check	03/26/2026	3.83 15.45 4.17 6.15 3.15
Total for Check Number 17438:				32.75
17439	UB*06050	Mark Mendoza Refund Check Refund Check Refund Check Refund Check	03/26/2026	15.45 10.73 113.00 20.36
Total for Check Number 17439:				159.54
17440	UB*06057	Paramount Contracting Inc Refund Check Refund Check	03/26/2026	10.84 2,623.33
Total for Check Number 17440:				2,634.17
17441	UB*06064	Cutberto Ponce Refund Check	03/26/2026	181.11
Total for Check Number 17441:				181.11
17442	UB*06046	Antonio Romero Refund Check Refund Check Refund Check Refund Check	03/26/2026	17.63 12.25 51.57 23.23
Total for Check Number 17442:				104.68
17443	UB*06059	Delfina Sanchez Refund Check Refund Check Refund Check Refund Check Refund Check	03/26/2026	6.35 14.47 53.85 10.02 14.81
Total for Check Number 17443:				99.50
17444	UB*06056	Courtland Thomas Refund Check	03/26/2026	8.71
Total for Check Number 17444:				8.71

Check No	Vendor No Invoice No	Vendor Name Description	Check Date Reference	Check Amount
17445	UB*06055	Mark Tumaming Refund Check Refund Check Refund Check Refund Check	03/26/2026	20.43 4.53 8.59 6.52
Total for Check Number 17445:				40.07
17446	UB*06063	Nathan Wazdatskey Refund Check	03/26/2026	23.60
Total for Check Number 17446:				23.60
17447	UB*06060	Daniel West Jr Refund Check Refund Check Refund Check Refund Check	03/26/2026	12.20 6.43 9.26 202.84
Total for Check Number 17447:				230.73
17448	UB*06062	Raymond Zarate Refund Check Refund Check Refund Check Refund Check	03/26/2026	20.41 6.30 4.36 7.94
Total for Check Number 17448:				39.01
17449	10144 LYUM1946492 LYUM1949563	Alsco Inc Cleaning Mats/Shop Towels 12th/Palm Mar 2026 Cleaning Mats/Air Fresheners 560 Magnolia Mar 2026	03/26/2026	29.68 55.15
Total for Check Number 17449:				84.83
17450	10420 1F4F-N3X6-DCFF 1PJJ-QPGK-1KJ7	Amazon Capital Services, Inc. Portable Power Station for Emergency Response Weed Trimmer Heads	03/26/2026	860.92 38.88
Total for Check Number 17450:				899.80
17451	10335 80365	Beaumont Safe & Lock Deadbolt Re-Key - Well 18	03/26/2026	45.27
Total for Check Number 17451:				45.27
17452	11075 307078 307078	Bonafide Enterprises INC Wiring and Lighting Repair - Kenworth Truck/OD 38,055 Labor - Wiring and Lighting Repair - Kenworth Truck/OD 38,055	03/26/2026	80.39 742.50
Total for Check Number 17452:				822.89
17453	10249 A15VR11	CDW Government LLC (6) Workstations - 2026 Replacements	03/26/2026	19,230.92
Total for Check Number 17453:				19,230.92
17454	10351 T1-0404962 T1-0409442B	Cherry Valley Nursery & Landscape Supply 3/4" Grey Rock for Avenida Miravilla Main Line Leak Rosemary Prostratus - PRV Station	03/26/2026	193.95 188.49
Total for Check Number 17454:				382.44
17455	11180 40826	Foster & Foster Consulting Actuaries Inc December 31, 2025 GASB 75 Report	03/26/2026	2,725.00
Total for Check Number 17455:				2,725.00

Check No	Vendor No Invoice No	Vendor Name Description	Check Date Reference	Check Amount
17456	10121 5236493	Jack Henry and Associates Inc UB Remit Plus Server Upgrade	03/26/2026	1,100.00
Total for Check Number 17456:				1,100.00
17457	10693 INV-001484	Pres-Tech Equipment Company 10" Macro HP Gasket 10.00-10.50	03/26/2026	658.40
Total for Check Number 17457:				658.40
17458	10990 02272026	Andy Ramirez Mileage Reimb - Urban Water Conf - A Ramirez 02/27/2026	03/26/2026	69.75
Total for Check Number 17458:				69.75
17459	10171 01312026 02282026	Riverside Assessor - County Recorder Jan 2026 Lien Fees Feb 2026 Lien Fees	03/26/2026	127.00 60.00
Total for Check Number 17459:				187.00
17460	10095 202602000339	Riverside County Dept of Waste Resources Trash Removal Well 21- Drywall Removal Feb 2025	03/26/2026	415.84
Total for Check Number 17460:				415.84
17461	10447 OP#52344 D2	State Water Resources Control Board - DWOCP Certificate Renewal - Grade D2 - OP# 52344 - G McAnally	03/26/2026	60.00
Total for Check Number 17461:				60.00
17462	10758 179324286-0001	Sunbelt Rentals, Inc Excavator for Edgar Canyon Pond Maintenance 01/26-02/22/2026	03/26/2026	5,570.77
Total for Check Number 17462:				5,570.77
17463	10424 480830	Top-Line Industrial Supply, LLC Fuel Transfer Hose - Unit 51	03/26/2026	80.80
Total for Check Number 17463:				80.80
Total for 3/26/2026:				159,732.89
ACH	10030 700154530138Feb 700359906319Mar 700359906319Mar 700359906319Mar	Southern California Edison Electricity 01/23/26 to 02/23/26 - Wells Electricity 02/24/26 to 03/24/26 - 13697 Oak Glen Rd Electricity 02/24/26 to 03/24/26 - 12303 Oak Glen Rd Electricity 02/24/26 to 03/24/26 - 13695 Oak Glen Rd	04/02/2026	2,376.97 270.43 35.06 114.38
Total for this ACH Check for Vendor 10030:				2,796.84
ACH	10042 07132135000Mar	Southern California Gas Company Monthly Gas Charges 02/26-03/27/2026	04/02/2026	14.30
Total for this ACH Check for Vendor 10042:				14.30
ACH	10052 03272026 03272026 03272026 03272026	Home Depot Credit Services Maint & Repair - General Equip Supplies Maint & Repair - General Building Supplies General Safety Supplies Production Small Tools Supplies	04/02/2026	65.81 1,329.66 142.14 131.27
Total for this ACH Check for Vendor 10052:				1,668.88
ACH	10138 HW201 Mar 2026	ARCO Business Solutions ARCO Fuel Charges 03/24-03/30/2026	04/02/2026	3,791.58
Total for this ACH Check for Vendor 10138:				3,791.58

Check No	Vendor No Invoice No	Vendor Name Description	Check Date Reference	Check Amount
ACH	10284 320260076 320260076	Underground Service Alert of Southern California Monthly Maintenance Fee 99 New Ticket Charges Mar 2026	04/02/2026	10.00 212.85
Total for this ACH Check for Vendor 10284:				222.85
ACH	10632 WOA00071786 WOA00071786 WOA00071787 WOA00071787	Quinn Company D5 Cat Dozer Oil - Parts D5 Cat Dozer Oil Maintenance - Labor CAT 938G II Maintenance - Labor CAT 938G II Maintenance - Parts	04/02/2026	1,156.99 1,527.50 2,185.50 890.65
Total for this ACH Check for Vendor 10632:				5,760.64
ACH	10709 Y082098	Core & Main LP (49) Meter Coupling 1 X 3	04/02/2026	4,272.37
Total for this ACH Check for Vendor 10709:				4,272.37
ACH	11202 186440.02 187222.01 187222.01	Orange County Winwater Works (4) Nuts and Bolts 16" 316 S.S. (5) Field Lok Gasket 16 " (90) TJ CL350 DIP 16"	04/02/2026	3,982.61 2,213.45 8,637.57
Total for this ACH Check for Vendor 11202:				14,833.63
17465	UB*06081	AMPCO Contracting Inc Refund Check Refund Check Refund Check Refund Check Refund Check	04/02/2026	30.67 8.26 14.15 10.09 177.43
Total for Check Number 17465:				240.60
17466	UB*06089	Arthur Arceneaux Jr Refund Check Refund Check Refund Check Refund Check	04/02/2026	0.38 1.18 0.31 0.18
Total for Check Number 17466:				2.05
17467	UB*06090	Dezra Ashley Refund Check Refund Check	04/02/2026	15.52 15.33
Total for Check Number 17467:				30.85
17468	UB*06082	Albert Avila Refund Check Refund Check	04/02/2026	2.94 2.41
Total for Check Number 17468:				5.35
17469	UB*06088	Lauren Baisden Refund Check	04/02/2026	57.36
Total for Check Number 17469:				57.36
17470	UB*06069	Gerson Bravo Refund Check	04/02/2026	204.70
Total for Check Number 17470:				204.70
17471	UB*06084	City Of Beaumont Refund Check Refund Check Refund Check Refund Check	04/02/2026	322.50 705.00 602.90 210.00
Total for Check Number 17471:				1,840.40

Check No	Vendor No Invoice No	Vendor Name Description	Check Date Reference	Check Amount
17472	UB*06072	John Clark Refund Check	04/02/2026	59.35
Total for Check Number 17472:				59.35
17473	UB*06066	Jerame Cordeiro Refund Check	04/02/2026	28.45
Total for Check Number 17473:				28.45
17474	UB*06074	Rafael Diaz Refund Check	04/02/2026	85.61
Total for Check Number 17474:				85.61
17475	UB*06077	Cuahutemoc Favila Refund Check Refund Check Refund Check Refund Check Refund Check	04/02/2026	0.14 0.45 0.26 0.29 0.19
Total for Check Number 17475:				1.33
17476	AR-Gord 03302026	Richard Gordon Refund Check	04/02/2026	481.82
Total for Check Number 17476:				481.82
17477	UB*06094	Robert & Diane Hardy Refund Check Refund Check Refund Check Refund Check Refund Check	04/02/2026	14.28 90.54 34.84 61.47 59.72
Total for Check Number 17477:				260.85
17478	UB*06068	John Hoar Refund Check Refund Check Refund Check Refund Check	04/02/2026	0.78 1.15 1.26 494.30
Total for Check Number 17478:				497.49
17479	UB*06083	Amanda Huizar Refund Check	04/02/2026	0.01
Total for Check Number 17479:				0.01
17480	UB*06073	Shirley & Ryan Marrinan Refund Check	04/02/2026	43.19
Total for Check Number 17480:				43.19
17481	UB*06091	Matich Corporation Refund Check	04/02/2026	109.00
Total for Check Number 17481:				109.00
17482	UB*06087	Nanette McMillan Refund Check	04/02/2026	67.05
Total for Check Number 17482:				67.05
17483	UB*06076	Kevin Murillo Refund Check	04/02/2026	23.35
Total for Check Number 17483:				23.35

Check No	Vendor No Invoice No	Vendor Name Description	Check Date Reference	Check Amount
17484	UB*06079	Selena Nava Refund Check	04/02/2026	29.47
Total for Check Number 17484:				29.47
17485	UB*06092	NPG Asphalt Refund Check Refund Check Refund Check Refund Check	04/02/2026	110.00 6.24 2.88 1.68
Total for Check Number 17485:				120.80
17486	UB*06086	Ivan & Janice Randall Refund Check Refund Check Refund Check Refund Check	04/02/2026	0.31 0.53 0.64 292.99
Total for Check Number 17486:				294.47
17487	UB*06085	Landon Rinker Refund Check	04/02/2026	14.76
Total for Check Number 17487:				14.76
17488	UB*06075	Ricardo San Jose Refund Check	04/02/2026	25.26
Total for Check Number 17488:				25.26
17489	UB*06093	Vernon Stauble Refund Check Refund Check Refund Check Refund Check	04/02/2026	4.60 3.76 2.20 13.55
Total for Check Number 17489:				24.11
17490	UB*06065	Tri Pointe Homes Refund Check Refund Check	04/02/2026	2,360.58 131.09
Total for Check Number 17490:				2,491.67
17491	UB*06067	Tri Pointe Homes Refund Check Refund Check Refund Check Refund Check Refund Check	04/02/2026	123.87 12.79 8.92 30.78 2,230.59
Total for Check Number 17491:				2,406.95
17492	UB*06071	Trinity Renovation Homes Refund Check	04/02/2026	39.92
Total for Check Number 17492:				39.92
17493	10421 5766712 5766712	Vulcan Materials Company Reissue - Temp Asphalt - For Pipeline Repairs Reissue - Temp Asphalt - For Service Line Repairs	04/02/2026	1,465.12 1,465.12
Total for Check Number 17493:				2,930.24
17494	UB*06070	Jill M Wilson Refund Check	04/02/2026	33.06
Total for Check Number 17494:				33.06

Check No	Vendor No Invoice No	Vendor Name Description	Check Date Reference	Check Amount
17495	UB*06078	WSR Real Estate Sales & Management Refund Check	04/02/2026	891.37
Total for Check Number 17495:				891.37
17496	UB*06080	Charles Zaninovich Refund Check	04/02/2026	88.08
Total for Check Number 17496:				88.08
17497	10718 15128	Airwave Communication ENT (6) Handheld Digital Communication Radios	04/02/2026	6,028.60
Total for Check Number 17497:				6,028.60
17498	10003 65198	All Purpose Rental Concrete Blade - Pipe Saw	04/02/2026	103.43
Total for Check Number 17498:				103.43
17499	10420 16NW-YWHX-HXRV 1MC6-6FCC-PNQ1 1VFX-1CDF-DGWP	Amazon Capital Services, Inc. Camera Cover Slide Synthetic Gear & Bearing Oil Camera Cover Slide	04/02/2026	10.22 1,282.28 10.95
Total for Check Number 17499:				1,303.45
17500	11303 22136059	Angel Morales & Sons, Inc 4-Ton Wall-Mount A/C Heat Pump Unit - 12th/Palm	04/02/2026	16,088.31
Total for Check Number 17500:				16,088.31
17501	10822 42827126 42827126 42827127 42827127	Canon Financial Services, Inc Contract Charge - 03/01-03/31/2026 - 851 E 6th St Meter Usage - 02/01-02/28/2026 Meter Usage - 02/01-02/28/2026 Contract Charge - 03/01-03/31/2026 - 560 Magnolia	04/02/2026	238.56 133.77 286.96 450.03
Total for Check Number 17501:				1,109.32
17502	UB*05993 03282026	Fairway Canyon Community Association Easement Agreement - 2600-2400 Zone on Palmer - Fairway Canyon	04/02/2026	10.00
Total for Check Number 17502:				10.00
17503	11230 631530-4808278	Healthpointe Medical Group, Inc Pre-Employment Testing	04/02/2026	430.00
Total for Check Number 17503:				430.00
17504	11191 BCVWD032726	Noel Goetz Meter Box Bee Removal	04/02/2026	275.00
Total for Check Number 17504:				275.00
17505	10171 25-388731	Riverside Assessor - County Recorder Dec 2025 Lien Fees	04/02/2026	40.00
Total for Check Number 17505:				40.00
17506	10689 261642	Safety Compliance Company Safety Meeting - Friendly First Aid & CPR - 03/04/2026	04/02/2026	250.00
Total for Check Number 17506:				250.00
17507	10568 03282026 03282026 03282026	Daniel Slawson Mileage Reimb - WEF Water 101 - D Slawson - 3/25-3/28/2026 Parking Reimb - WEF Water 101 - D Slawson - 3/25-3/28/2026 Meal Reimb - WEF Water 101 - D Slawson - 3/25/2026	04/02/2026	43.79 80.00 53.28
Total for Check Number 17507:				177.07

Check No	Vendor No Invoice No	Vendor Name Description	Check Date Reference	Check Amount
17508	11127 03312026	Cenica Smith Mileage Reimbursement - C Smith Mar 2026	04/02/2026	3.20
Total for Check Number 17508:				3.20
17509	11119 13013827	Statewide Traffic Safety and Signs, Inc (50) 28" Lime Traffic Cones	04/02/2026	1,292.50
Total for Check Number 17509:				1,292.50
17510	10424 480925 480927	Top-Line Industrial Supply, LLC (4) Hydraulic Hoses and Couplings - Backhoe and Old John Deere Double Jacket Hose - Water Truck	04/02/2026	89.78 175.09
Total for Check Number 17510:				264.87
Total for 4/2/2026:				74,165.81
ACH	10019 000130763	C R & R Incorporated Monthly Charges 3 YD Commercial Bin - Cherry Yard - Apr 2026	04/09/2026	377.05
Total for this ACH Check for Vendor 10019:				377.05
ACH	10030 700154530138Mar 700154530138Mar 700154530138Mar 700154530138Mar 700154530138Mar 700154530138Mar	Southern California Edison Electricity 01/23/26 to 02/23/26 - Wells Electricity 02/19/26 to 03/19/26 - 815 E 12th Ave Electricity 02/24/26 to 03/24/26 - 560 Magnolia Ave Electricity 02/24/26 to 03/24/26 - 9781 Avenida Miravilla Electricity 02/24/26 to 03/24/26 - Well 25 / WO 31030 Electricity 02/13/26 to 03/16/26 - 851 E 6th St	04/09/2026	179,711.12 385.54 2,689.94 109.35 20,163.00 358.65
Total for this ACH Check for Vendor 10030:				203,417.60
ACH	10031 6059542453	Staples Business Advantage Office Supplies - Main Office	04/09/2026	56.94
Total for this ACH Check for Vendor 10031:				56.94
ACH	10037 2664287-2371-9 2664287-2371-9 2664287-2371-9 2664293-2371-7 2664293-2371-7	Waste Management Of Inland Empire Recycling Dumpster Charges - 815 E 12th Apr 2026 Organics Cart Charges - 815 E 12th Apr 2026 Yard Dumpsters - 815 E 12th Apr 2026 Recycling Dumpster Charges - 560 Magnolia Apr 2026 Monthly Sanitation - 560 Magnolia Apr 2026	04/09/2026	114.02 63.68 376.46 114.02 138.46
Total for this ACH Check for Vendor 10037:				806.64
ACH	10138 HW201 Apr 2026	ARCO Business Solutions ARCO Fuel Charges 03/31-04/06/2026	04/09/2026	4,147.28
Total for this ACH Check for Vendor 10138:				4,147.28
ACH	10350 244140 244429	NAPA Auto Parts Bug Cleaner Motor Oil - Unit 12/OD 84,064	04/09/2026	17.56 34.60
Total for this ACH Check for Vendor 10350:				52.16
ACH	11202 185720.07 185720.07 185720.08	Orange County Winwater Works (1) 12' DI FLGX MJ 90 (23) Meter Gasket Drop In 1-1/2 (2) Air Vac Valve 4	04/09/2026	804.73 21.31 6,751.59
Total for this ACH Check for Vendor 11202:				7,577.63
ACH	10894 0001887822	Liberty Dental Plan Liberty Dental - Apr 2026	04/09/2026	384.16
Total for this ACH Check for Vendor 10894:				384.16

Check No	Vendor No Invoice No	Vendor Name Description	Check Date Reference	Check Amount
ACH	10901 241440 70284	Ameritas Life Insurance Corp. Ameritas Dental Apr 2026 Ameritas Vision Apr 2026	04/09/2026	2,414.40 702.84
Total for this ACH Check for Vendor 10901:				3,117.24
ACH	10902 53743680313581	Colonial Life Col Life Premiums Mar 2026	04/09/2026	4,162.48
Total for this ACH Check for Vendor 10902:				4,162.48
ACH	10903 4953039929	The Lincoln National Life Insurance Company Life & ADD EE/ER Insurance Apr 2026	04/09/2026	1,154.58
Total for this ACH Check for Vendor 10903:				1,154.58
ACH	10288 172566155 172566155 172572176 172572176 172572176 172572176	CalPERS Health Fiscal Services Division Active Non CalPERS Member Health Ins Apr 2026 Admin Fee Non CalPERS Member Health Ins Apr 2026 Active Employees Health Ins Apr 2026 Admin Fee for Retired Emp Health Ins Apr 2026 Retired Employees Health Ins Apr 2026 Admin Fee for Health Ins Apr 2026	04/09/2026	2,519.53 2.02 92,987.97 5.17 2,252.83 74.39
Total for this ACH Check for Vendor 10288:				97,841.91
ACH	10085 1003261642 1003261642 1003261642 1003261642 1003261642 1003261642 1003261642	CalPERS Retirement System PR Batch 00001.04.2026 CalPERS 8% EE Paid PR Batch 00001.04.2026 CalPERS 8.25% EE PEPRA PR Batch 00001.04.2026 CalPERS 1% ER Paid PR Batch 00001.04.2026 CalPERS ER PEPRA PR Batch 00001.04.2026 CalPERS 8% ER Paid PR Batch 00001.04.2026 CalPERS 7% EE Deduction PR Batch 00001.04.2026 CalPERS ER Paid Classic	04/09/2026	2,626.94 10,074.12 212.54 10,648.04 1,347.01 1,487.80 12,554.38
Total for this ACH Check for Vendor 10085:				38,950.83
ACH	10087 1-743-907-152 1-743-907-152	EDD PR Batch 00001.04.2026 CA SDI PR Batch 00001.04.2026 State Income Tax	04/09/2026	2,613.66 8,618.14
Total for this ACH Check for Vendor 10087:				11,231.80
ACH	10094 270649982203039 270649982203039 270649982203039 270649982203039 270649982203039 270649982203039 270649982203039 270649982203039 270649982203039	U.S. Treasury PR Batch 00002.04.2026 Medicare Employee Portion PR Batch 00002.04.2026 FICA Employer Portion PR Batch 00001.04.2026 FICA Employer Portion PR Batch 00001.04.2026 Medicare Employee Portion PR Batch 00001.04.2026 Medicare Employer Portion PR Batch 00002.04.2026 FICA Employee Portion PR Batch 00001.04.2026 FICA Employee Portion PR Batch 00001.04.2026 Federal Income Tax PR Batch 00002.04.2026 Medicare Employer Portion	04/09/2026	8.60 36.75 12,818.60 2,997.90 2,997.90 36.75 12,818.60 21,366.26 8.60
Total for this ACH Check for Vendor 10094:				53,089.96
ACH	10141 56132682	Ca State Disbursement Unit PR Batch 00001.04.2026 Garnishment	04/09/2026	379.84
Total for this ACH Check for Vendor 10141:				379.84
ACH	10264 1003261640 1003261640 1003261640 1003261640 1003261640	CalPERS Supplemental Income Plans PR Batch 00001.04.2026 ROTH-Post-Tax PR Batch 00001.04.2026 CalPERS 457 PR Batch 00001.04.2026 457 Loan Repayment PR Batch 00001.04.2026 CalPERS ER Paid-Staff PR Batch 00001.04.2026 100% Contribution	04/09/2026	950.00 3,382.31 277.84 125.00 189.22
Total for this ACH Check for Vendor 10264:				4,924.37

Check No	Vendor No Invoice No	Vendor Name Description	Check Date Reference	Check Amount
ACH	10984 1775590957646 1775590957646 1775590957646 1775590957646 1775590957646	MidAmerica Administrative & Retirement Solutions PR Batch 00001.04.2026 401(a) Defined Comp PR Batch 00001.04.2026 401a-Vacation Contribution PR Batch 00001.04.2026 401a Cash Contribution PR Batch 00001.04.2026 401a Sick Contribution PR Batch 00001.04.2026 401(a) ER Paid-Staff	04/09/2026	925.00 1,008.03 230.00 221.39 271.10
Total for this ACH Check for Vendor 10984:				2,655.52
ACH	11152 933182	Sterling Health Services, Inc PR Batch 00001.04.2026 Flexible Spending Account (PT)	04/09/2026	1,116.66
Total for this ACH Check for Vendor 11152:				1,116.66
ACH	11333 626642-040326 626642-040326 626642-040326 626642-040326 626642-040326 626642-040326 626642-040326 626642-040326 626642-040326 626642-040326 626642-040326 626642-040326 626642-040326 626642-040326 626642-040326 626642-040326	Enterprise FM Trust (4) F-250 Maintenance Charges - Apr 2026 (1) F-350 Maintenance Charges - Apr 2026 (3) Ranger Lease Payment - Apr 2026 (4) F-250 Lease Payment - Apr 2026 (3) Ranger Maintenance Charges - Apr 2026 (16) Owned Vehicles Maint. Charges - Apr 2026 (1) F-550 Dump Truck Maintenance Payment - Apr 2026 (1) F-350 Lease Payment - Apr 2026 (4) F-150 Maintenance Charges - Mar 2026 (1) F-550 Dump Truck Lease Payment - Apr 2026 (4) F-150 Lease Payment - Mar 2026 (1) Silverado EV Lease Payment - Apr 2026 (4) F-150 Maintenance Charges - Apr 2026 (4) F-150 Lease Payment - Apr 2026 (1) Silverado EV Lease Payment - Mar 2026	04/09/2026	276.14 60.80 2,420.84 4,604.04 174.63 1,425.44 65.95 1,393.41 91.04 1,566.54 3,174.20 1,967.18 250.98 3,753.89 34.86
Total for this ACH Check for Vendor 11333:				21,259.94
2378	11155 2026-4	CICCS PR Batch 00001.04.2026 Emp Assistance Program	04/09/2026	109.08
Total for Check Number 2378:				109.08
2379	10205 PP07 2026	Riverside County Sheriff PR Batch 00001.04.2026 Garnishment Riv Cnty Sheriff	04/09/2026	277.06
Total for Check Number 2379:				277.06
17511	UB*06100	American Asphalt South Inc Refund Check	04/09/2026	150.27
Total for Check Number 17511:				150.27
17512	UB*06095	Nicolas De Leon Refund Check	04/09/2026	5.00
Total for Check Number 17512:				5.00
17513	UB*06097	Scott DeBois Refund Check Refund Check Refund Check Refund Check Refund Check Refund Check	04/09/2026	13.21 7.70 6.46 4.96 13.59 8.99
Total for Check Number 17513:				54.91
17514	UB*06110	Jean Geary Dorothy Sandoval & Refund Check	04/09/2026	35.69
Total for Check Number 17514:				35.69

Check No	Vendor No Invoice No	Vendor Name Description	Check Date Reference	Check Amount
17515	UB*06099	Four Peaks Properties LLC	04/09/2026	
		Refund Check		64.27
		Refund Check		7.69
		Refund Check		12.43
		Refund Check		19.85
		Refund Check		21.32
Total for Check Number 17515:				125.56
17516	UB*06096	Jack Hafer	04/09/2026	
		Refund Check		13.07
		Refund Check		40.60
		Refund Check		27.38
		Refund Check		22.40
Total for Check Number 17516:				103.45
17517	UB*06107	Tina Mazzella or Keith Gaddy	04/09/2026	
		Refund Check		10.34
Total for Check Number 17517:				10.34
17518	UB*06108	Gary Nathaniel or Leah Nathaniel	04/09/2026	
		Refund Check		242.49
Total for Check Number 17518:				242.49
17519	UB*06109	Alice Mbaabu	04/09/2026	
		Refund Check		6.16
		Refund Check		25.00
		Refund Check		3.59
		Refund Check		7.52
		Refund Check		43.26
		Refund Check		40.00
Total for Check Number 17519:				125.53
17520	UB*06098	Gabriela Neale	04/09/2026	
		Refund Check		50.00
Total for Check Number 17520:				50.00
17521	UB*06101	Christina Ortiz	04/09/2026	
		Refund Check		1.35
		Refund Check		0.92
		Refund Check		0.59
		Refund Check		0.83
		Refund Check		1.57
		Refund Check		3.40
Total for Check Number 17521:				8.66
17522	UB*06106	Johnathan Pease	04/09/2026	
		Refund Check		0.39
Total for Check Number 17522:				0.39
17523	UB*06104	Lisa Saenz	04/09/2026	
		Refund Check		14.08
		Refund Check		23.76
		Refund Check		18.53
		Refund Check		48.89
		Refund Check		13.86
Total for Check Number 17523:				119.12
17524	UB*06102	Kathleen Taylor	04/09/2026	
		Refund Check		6.35
Total for Check Number 17524:				6.35

Check No	Vendor No Invoice No	Vendor Name Description	Check Date Reference	Check Amount
17525	UB*06103	Waterwerx Inc Refund Check	04/09/2026	227.53
Total for Check Number 17525:				227.53
17526	UB*06105	Reanna Wylie Refund Check	04/09/2026	220.81
Total for Check Number 17526:				220.81
17527	10001	Action True Value Hardware	04/09/2026	
	03312026	Maint & Repair - General Building Supplies		13.14
	03312026	General Supplies		37.84
	03312026	Transmission & Distribution Small Tools Supplies		38.74
	03312026	Maint & Repair - Pumping Equip Supplies		117.63
	03312026	Production Small Tools Supplies		7.42
Total for Check Number 17527:				214.77
17528	10319	ACWA Joint Powers Insurance Authority	04/09/2026	
	03312026	2025/2026 3rd Qtr HR WC Calculation Adj		0.08
	03312026	2025/2026 3rd Qtr Operations WC Calculation Adj		1.15
	03312026	2025/2026 3rd Qtr Customer Service WC Calculation Adj		0.64
	03312026	2025/2026 3rd Qtr Finance WC Calculation Adj		0.50
	03312026	2025/2026 3rd Qtr IT WC Calculation Adj		0.12
	03312026	2025/2026 3rd Qtr Operations WC Calculation Adj		0.10
	03312026	2025/2026 3rd Qtr Operations WC Calculation Adj		0.33
	03312026	2025/2026 3rd Qtr Workers Comp		19,889.32
	03312026	2025/2026 3rd Qtr Engineering WC Calculation Adj		0.75
	03312026	2025/2026 3rd Qtr Operations WC Calculation Adj		0.07
	03312026	2025/2026 3rd Qtr Board WC Calculation Adj		0.05
	03312026	2025/2026 3rd Qtr Operations WC Calculation Adj		0.12
Total for Check Number 17528:				19,893.23
17529	10144	AlSCO Inc	04/09/2026	
	LYUM1949564	Cleaning Mats/Shop Towels 12th/Palm Mar 2026		29.68
	LYUM1952610	Cleaning Mats/Air Fresheners 560 Magnolia Apr 2026		55.15
Total for Check Number 17529:				84.83
17530	10420	Amazon Capital Services, Inc.	04/09/2026	
	1NKR-DXGW-ND3T	(4) Synthetic Gear & Bearing Oil - 5 Gallon Buckets		1,282.28
Total for Check Number 17530:				1,282.28
17531	10272	Babcock Laboratories Inc	04/09/2026	
	03172026	Credit on Account		-3,637.93
	03312026	32 Coliform Water Samples		1,664.96
	03312026	6 Haloacetic Acid Samples		936.42
	03312026	4 Nitrate Samples		79.24
	03312026	8 EPA 537.1 Per/Polyfluorinated Alkyl Substance		4,429.52
	03312026	8 EPA 537 Extract Only		1,981.92
	03312026	5 Trihalomethane Samples		489.30
	04062026	1 Hexavalent Chromium By IC		139.00
	04062026	8 EPA 537.1 Per/Polyfluorinated Alkyl Substance		4,429.52
	04062026	8 EPA 537 Extract Only		1,981.92
	04062026	17 Coliform Water Samples		884.51
Total for Check Number 17531:				13,378.38
17532	10271	Beaumont Ace Home Center	04/09/2026	
	03312026	Maint & Repair - General Equip Supplies		1.92
	03312026	Maint & Repair - 9781 Avenida Miravilla		46.32
	03312026	Maint & Repair - 12th/Palm Supplies		67.63
	03312026	Maint & Repair - Pumping Equip Supplies		1,011.74
	03312026	Production Small Tools Supplies		69.31
	03312026	Construction in Progress - AMR/AMI Project Supplies		142.19
	03312026	Transmission & Distribution Small Tools Supplies		276.02
	03312026	Maint & Repair - Pipeline & Hydrants Supplies		93.57
	03312026	Maint & Repair - General Building Supplies		962.59
	03312026	General Supplies		260.74
	03312026	Maint & Repair - Fleet Supplies		41.25
	03312026	General Safety Supplies		11.85
Total for Check Number 17532:				2,985.13

Check No	Vendor No Invoice No	Vendor Name Description	Check Date Reference	Check Amount
17533	11228 312 312 312	D I Ready Cleaning Service, Inc Apr 2026 Janitorial Services for 851 E 6th St Apr 2026 Janitorial Services for 815 E 12th Apr 2026 Janitorial Services for 560 Magnolia	04/09/2026	288.00 534.00 1,028.00
Total for Check Number 17533:				1,850.00
17534	10942 0006851142 0006857952 0006857953	Diamond Environmental Services LP Basin Handwash Station Rental - 39500 Brookside 03/30-04/26/2026 (1) Rental and Service Portable Restroom 04/06-05/03/2026 (2) Rental and Service Handicap Portable Restroom 04/06-05/03/26	04/09/2026	157.79 99.29 341.55
Total for Check Number 17534:				598.63
17535	10600 04032026	Gaicho Pest Control Inc. NCR I Rodent Control Apr 2026	04/09/2026	1,000.00
Total for Check Number 17535:				1,000.00
17536	11122 36358859-001 36358859-001	Herc Rentals Inc. Roller Ride-On Rental 02/23-03/09/2026 - Delivery Charges Roller Ride-On Rental 02/23-03/09/2026	04/09/2026	440.44 3,232.49
Total for Check Number 17536:				3,672.93
17537	10937 FF31307	Industrial Fire Protection 15 Fire Extinguishers - New Vehicles	04/09/2026	1,356.45
Total for Check Number 17537:				1,356.45
17538	10573 2678-348421	O'Reilly Auto Parts Trailer Wire and Tail Light - Light Tower Tow	04/09/2026	131.34
Total for Check Number 17538:				131.34
17539	10693 INV-001497 INV-001510 INV-001510 INV-001511	Pres-Tech Equipment Company Telescoping Key - Valve Exerciser Pump Vac Trailer Maintenance - Labor Pump Vac Trailer Maintenance - Parts Water Operator Vacuum Excavator Training Class - 11 Operators	04/09/2026	1,600.09 1,950.00 3,025.01 2,000.00
Total for Check Number 17539:				8,575.10
17540	11142 IN-424975	Pro-Vigil Inc Monitoring Program - 39500 Brookside - 04/03-04/30/2026	04/09/2026	3,978.98
Total for Check Number 17540:				3,978.98
17541	10223 257547 257548	Richards, Watson & Gershon Legal Services February Board Approval 04/08/2026 Legal Services February Board Approval 04/08/2026	04/09/2026	8,947.48 9,429.36
Total for Check Number 17541:				18,376.84
17543	10290 26-00322	San Gorgonio Pass Water Agency 1,283 AF @ \$399 for March 2026	04/09/2026	511,917.00
Total for Check Number 17543:				511,917.00
17544	11119 13013749 13013797	Statewide Traffic Safety and Signs, Inc Message Board Rental 01/19-02/16/2026 Message Board Rental 02/16-03/06/2026	04/09/2026	4,350.00 4,350.00
Total for Check Number 17544:				8,700.00
17545	10668 25-116-102.5	Thomas Harder & Co Hydrogeological Consulting Services - Well 30	04/09/2026	6,155.35
Total for Check Number 17545:				6,155.35

Check No	Vendor No Invoice No	Vendor Name Description	Check Date Reference	Check Amount
17546	10424 481222 481357 481358	Top-Line Industrial Supply, LLC Hydraulic Hose, Elbow, and Swivel - CAT Back Hoe Chain with Grab Hooks - Heavy Equipment Transport Ratchet Binder - Heavy Equipment Transport	04/09/2026	303.26 484.88 770.69
Total for Check Number 17546:				1,558.83
17547	11276 196	Universal Green, LLC Landscape Contract Services - Mar 2026	04/09/2026	5,040.00
Total for Check Number 17547:				5,040.00
17548	11256 1527	Water Resources Economics Rate Study - March 2026	04/09/2026	520.00
Total for Check Number 17548:				520.00
17549	10385 5786938 5787145 5787146	Waterline Technologies, Inc. - PSOC Chlorine - Well 24 Banjo Tank Adapter - Chlorinator Retrofit Project Chlorine - Well 23	04/09/2026	2,587.50 79.83 2,070.00
Total for Check Number 17549:				4,737.33
17550	10753 02272026B 03272026 03272026 03272026	Lona Williams Meal Reimb - Urban Water Conf - L Williams 02/25-02/27/2026 Mileage Reimbursement - WEF Summit - L Williams 03/25-03/27/2026 Parking Reimbursement - WEF Summit - L Williams 03/25-03/27/2026 Meal Reimbursement - WEF Summit - L Williams 03/25-03/27/2026	04/09/2026	106.17 57.72 191.08 76.62
Total for Check Number 17550:				431.59
Total for 4/9/2026:				1,075,015.82
ACH	10031 6060438170	Staples Business Advantage Office Supplies - Main Office	04/16/2026	64.46
Total for this ACH Check for Vendor 10031:				64.46
ACH	10138 HW201 Apr 2026	ARCO Business Solutions ARCO Fuel Charges 04/07-04/13/2026	04/16/2026	3,186.05
Total for this ACH Check for Vendor 10138:				3,186.05
ACH	10147 1379427	Online Information Services, Inc 158 Credit Reports for Mar 2026	04/16/2026	497.68
Total for this ACH Check for Vendor 10147:				497.68
17551	UB*06113	Jacqueline Barajas Refund Check	04/16/2026	69.18
Total for Check Number 17551:				69.18
17552	UB*06116	Rosa Chavira Refund Check Refund Check Refund Check	04/16/2026	40.00 16.84 22.80
Total for Check Number 17552:				79.64
17553	UB*06112	City Of Beaumont Refund Check	04/16/2026	18.02
Total for Check Number 17553:				18.02

Check No	Vendor No Invoice No	Vendor Name Description	Check Date Reference	Check Amount
17554	UB*06117	Jacqueline Driscoll Refund Check Refund Check Refund Check Refund Check	04/16/2026	3.10 4.47 5.88 97.95
Total for Check Number 17554:				111.40
17555	UB*06115	Nicholas Fletcher Refund Check Refund Check Refund Check Refund Check	04/16/2026	5.56 98.66 4.06 2.83
Total for Check Number 17555:				111.11
17556	UB*06114	Michael Nash Refund Check Refund Check Refund Check Refund Check Refund Check	04/16/2026	18.88 12.60 37.89 26.79 18.06
Total for Check Number 17556:				114.22
17557	UB*06111	Osl Incorporated Refund Check	04/16/2026	900.71
Total for Check Number 17557:				900.71
17558	UB*06118	Leslie Padilla Refund Check Refund Check Refund Check Refund Check	04/16/2026	11.78 5.99 83.51 8.58
Total for Check Number 17558:				109.86
17559	10792 04132026	A-1 Financial Services May 2026 Rent - 851 E. 6th St Eng Office	04/16/2026	2,996.00
Total for Check Number 17559:				2,996.00
17560	10695 2606-R 2606-R 2606-R 2614-R 2614-R	B-81 Paving Inc 3 Main Line Repairs - City of Beaumont 4 Service Line Repairs - City of Beaumont 2 Service Line Repairs - Cherry Valley 5 Main Line Repairs - City of Beaumont 8 Service Line Repairs - City of Beaumont	04/16/2026	8,373.50 14,121.45 6,212.70 18,399.80 20,249.65
Total for Check Number 17560:				67,357.10
17561	10305 B-324 B-324 B-324	Beaumont Basin Watermaster Administrative, Legal, and Audit Expenses 2026-2027 WM No 26-16 Prepaid - Administrative, Legal, and Audit Expenses 2026-2027 Thomas Harder and Dudek Overcharges for 2025	04/16/2026	1,207.99 13,287.01 -211.35
Total for Check Number 17561:				14,283.65
17562	10398 306903 306903 306904	Infosend, Inc Mar 2026 Supply Charges for Utility Billing Mar 2026 Processing Charges for Utility Billing Mar 2026 Postage Charges for Utility Billing	04/16/2026	783.45 969.63 6,048.73
Total for Check Number 17562:				7,801.81
17563	11100 13952527	Loomis Armored US, LLC Armored Truck Services - Apr 2026	04/16/2026	418.87
Total for Check Number 17563:				418.87

Check No	Vendor No Invoice No	Vendor Name Description	Check Date Reference	Check Amount
17564	11380 04142026	Hawran & Malm, LLC Appraisal Report - APN: 407-150-016	04/16/2026	7,000.00
Total for Check Number 17564:				7,000.00
Total for 4/16/2026:				105,119.76
ACH	10781	Umpqua Bank	04/17/2026	
	10063	The Record Gazette NIP - Community Facilities District		329.65
	10074	American Water Works Association D3-D4 Review - A Becerra - 03/18/2026 D3-D4 Review - J Herrera - 03/18/2026		315.00 315.00
	10116	Verizon Wireless Services LLC Cell Phone/iPad Charges for Feb 2026		1,193.28
	10224	Legal Shield Monthly Prepaid Legal for Employees Apr 2026		101.70
	10274	Beaumont Chamber of Commerce Chamber Breakfast - Apr 2026 - L Williams Chamber Breakfast - Apr 2026 - D Hoffman Chamber Breakfast - Apr 2026 - D Slawson		25.00 25.00 25.00
	10292	Association of California Water Agencies Contract Drafting for Water Lawyers - A Ramirez - 04/16/26		85.00
	10338	California Special Districts Association Workshop Organizational Development - A Ramirez - 05/27-05/28/26		265.00
	10420	Amazon Capital Services, Inc. (5) HDMI Cables (36) Air Compressor Mufflers - Water Pumps Amazon Prime Annual Renewal Blueprint Cover and Organizer - Unit 38 Starlink Back Up Battery (2) Foot Stools - Ergonomics for Customer Service Label Tape for Customer Service Machine		48.00 265.14 149.77 57.19 354.50 40.92 20.46
	10546	Frontier Communications 02/25-03/25/2026 Mar FIOS/FAX 851 E 6th Street 02/10-03/09/2026 Mar FIOS/FAX 12th/Palm 02/25-03/24/2026 Mar FIOS/FAX 560 Magnolia Ave		384.99 636.54 571.78
	10572	Southwest Airlines Flight Change - Water Edu Conf - D Slawson - 03/25/2026 Flight Change - Water Edu Conf - L Williams - 03/25-03/27/2026		39.00 68.99
	10573	O'Reilly Auto Parts Hydraulic Oil - John Deere Tractor Brake Fluid - Unit 47/OD 53,551 Cabin Filter - Unit 44/OD 30,725		161.60 13.46 58.16
	10588	Marriott Hotels Hotel - WEF Foundation Class & Tour - D Slawson - 03/25-03/28/26 Hotel - WEF Foundation Class - L Williams - 03/25-03/27/2026		550.89 447.97
	10598	myfax Annual Fax Subscription - HR		119.90
	10623	WP Engine Web Host for BCVWD Website Mar 2026		400.00
	10684	Ubiquity Networks 7 Replacement Wi-Fi Extenders - District Wide		2,269.61
	10685	Shred-it US JV LLC Document Shredding for Obsolete Records - 560 Magnolia Ave		809.25
	10687	Skillpath NST SkillPath Membership - S Molina		499.00
	10692	MMSoft Design Network Monitoring Software Mar 2026 Network Monitoring Software Mar 2026		1,491.41 184.75
	10696	Innovative Document Solutions Canon Image Runner 02/01-02/28/2026 Overage Charge		65.36
	10722	Hilton Hotel Parking - CSMFO Conference - S Molina - 02/24-02/26/2026		32.64
	10784	Autodesk, Inc Auto CAD Software 851 E 6th St - Mar 2026 Auto CAD Software 851 E 6th St - Mar 2026		620.00 1,080.00

Check No	Vendor No Invoice No	Vendor Name Description	Check Date Reference	Check Amount
	10790	Microsoft		
		Monthly Microsoft Office License - Mar 2026		1,196.00
		Monthly Microsoft Office License - Mar 2026		16.40
		Monthly Microsoft Office License - Mar 2026		450.00
		Monthly Microsoft Office License - Mar 2026		15.00
	10804	Water Education Foundation		
		Refund - 2026 Water Tour - L Williams - 03/26/2026		-236.00
	10815	BIA/Baldy View Chapter		
		2026 Mid-Year Economic Update - D Slawson - 05/20/2026		125.00
		2026 Mid-Year Economic Update - L Williams - 05/20/2026		125.00
	10840	Primo Brands Ready Fresh (Arrowhead)		
		Water - 01/23-02/22/2026 - 851 E 6th St		93.94
	10845	Harbor Freight Tools		
		Tools for Welding Trailer		353.42
	10892	Zoom Video Communications, Inc.		
		(10) Video Conference - Apr 2026		226.49
	10918	Apple.com		
		Cloud Storage - iPads		9.99
	10926	SSD Alarm		
		Alarm Equip/Rent/Service/Monitor - 815 12th Stre		63.15
		Alarm Equip/Rent/Service/Monitor - 39500 Brookside Ave		138.80
		Alarm Equip/Rent/Service/Monitor - 815 12th Street		129.63
		Alarm Equip/Rent/Service/Monitor - 560 Magnolia		150.31
		Alarm Equip/Rent/Service/Monitor - 560 Magnolia		256.48
		Alarm Equip/Rent/Service/Monitor - 39500 Brookside Ave		161.73
		Alarm Equip/Rent/Service/Monitor - 851 E. 6th St		100.13
		Alarm Equip/Rent/Service/Monitor - 560 Magnolia		190.74
		Alarm Equip/Rent/Service/Monitor - 11083 Cherry		76.68
		Access Control Services - 39500 Brookside Ave		82.60
	10978	Nextiva, Inc.		
		Monthly Phone Service Mar 2026		3,405.26
	11005	WaterWisePro Training, LLC		
		WaterWise Pro Training for D1 Cert - J Schuler		475.00
	11054	MyMedic		
		5 First Aid Sets - New Trucks and Dozer		779.60
	11094	Al's Kubota Tractor		
		Mowing Head, Starter Rope, and Nylon Line - Weed Trimmer		448.97
		(2) Weed Trimmers		1,239.73
		(288) Mowing Heads		430.52
	11124	Office Sign Company		
		Name Badge - J Covington		26.08
		Name Badge - L Williams		26.09
		Name Badge - A Ramirez		26.09
	11169	Space Exploration Technologies Corp		
		Back Up Internet - Apr 2026		830.00
		Back Up Internet - Apr 2026		165.00
		Back Up Internet - Mar 2026		830.00
	11176	Queens Driving School		
		Class A Training - A Powell - 03/09-03/23/2026		69.00
	11193	Mitsogo, Inc		
		Cyber Security - iPads - Mar 2026		108.00
	11214	One Time Conference Meal		
		Ramen Totoyama - WateReuse Conference - J Bean - 03/09/2026		23.32
		Lala's Grill - WateReuse Conference - J Bean - 03/10/2026		26.76
	11216	DNS Filter		
		Monthly Spam Filter - Mar 2026		225.00
	11218	Kimpton Sawyer Hotel		
		Hotel/Parking - WateReuse Conference - J Bean - 03/08-03/12/2026		1,604.46
	11240	Adobe		
		Acrobat Pro Subscription April 2026		757.69
	11252	OpenAI, LLC		
		ChatGPT Subscription - Mar 2026		360.00
	11280	Constant Contact		
		Communication Subscription 02/05-03/05/2026		325.00
	11322	Blanks USA		
		Door Hangers		158.38
	11348	Harrington Industrial Plastics		
		Clear Tubing - Earth Soil Display from New Drilling		88.03
		Clear PVC - Earth Soil Display from New Drilling		118.31
	11361	Express Smog Check & Auto Registration		
		Smog Check - Unit 1/OD 112,293		69.70

Check No	Vendor No Invoice No	Vendor Name Description	Check Date Reference	Check Amount
	11375	Enercalc		
		Enercalc License - Engineering		199.00
	11376	Pac-Supply		
		2 Replacement Keys - Electrical Panel		22.71
	11377	Thoroughbred Diesel		
		Truck Tool Box - Unit 66		415.77
		Truck Tool Box - Unit 65		415.76
	11378	Les Schwab Tires		
		Labor - 2 Tires - Unit 51 Air Compressor		39.98
		2 Tires - Unit 51 Air Compressor		264.19
		Labor - 2 Tires - Light Tower Trailer		39.98
		2 Tires - Light Tower Trailer		359.01
	11379	VictoryStore.com		
		2 Reserved Combat Wounded Parking Sign		29.99
		Slicktext.com		
		Fraudulent Charge at slicktext.com		-50.00
Total for this ACH Check for Vendor 10781:				32,198.78
Total for 4/17/2026:				32,198.78
ACH	10031 6060864897	Staples Business Advantage Office Supplies - Main Office	04/23/2026	63.34
Total for this ACH Check for Vendor 10031:				63.34
ACH	10138 HW201 Apr 2026	ARCO Business Solutions ARCO Fuel Charges 04/14-04/20/2026	04/23/2026	3,574.41
Total for this ACH Check for Vendor 10138:				3,574.41
ACH	10350 244480 244642 244978	NAPA Auto Parts Diesel Exhaust Fluid - Heavy Equipment Motor Oil - CAT Backhoe/HR 1195 Anti-Seize - Swamp Cooler Maintenance	04/23/2026	58.14 60.79 16.25
Total for this ACH Check for Vendor 10350:				135.18
ACH	10709 Y677163 Y703208 Y703208 Y703208	Core & Main LP (4) 16" Dom. Flange Bolts (3) Full Circle 660 - 700 X 12 (1) Full Circle 705 - 746 X 12 (2) Full Circle 684 - 724 X 12	04/23/2026	277.79 846.49 282.16 564.33
Total for this ACH Check for Vendor 10709:				1,970.77
ACH	11038 69367041 69367216 69367217	Clark Pest Control Pest Control - 560 Magnolia Ave Pest Control - 39500 Brookside Ave Pest Control - 815 E 12th St	04/23/2026	229.00 76.00 142.00
Total for this ACH Check for Vendor 11038:				447.00
ACH	10085 1003270888 1003270888 1003270888 1003270888 1003270888 1003270888 1003270888	CalPERS Retirement System PR Batch 00003.04.2026 CalPERS 1% ER Paid PR Batch 00003.04.2026 CalPERS 8% ER Paid PR Batch 00003.04.2026 CalPERS 7% EE Deduction PR Batch 00003.04.2026 CalPERS ER PEPRA PR Batch 00003.04.2026 CalPERS 8.25% EE PEPRA PR Batch 00003.04.2026 CalPERS 8% EE Paid PR Batch 00003.04.2026 CalPERS ER Paid Classic	04/23/2026	212.54 1,347.01 1,487.80 10,708.07 10,130.94 2,630.94 12,563.23
Total for this ACH Check for Vendor 10085:				39,080.53
ACH	10087 1-415-914-832 1-415-914-832 1-415-914-832 1-415-914-832	EDD PR Batch 00003.04.2026 CA SDI PR Batch 00003.04.2026 State Income Tax PR Batch 00004.04.2026 CA SDI PR Batch 00004.04.2026 State Income Tax	04/23/2026	2,672.90 8,861.59 173.41 1,365.73
Total for this ACH Check for Vendor 10087:				13,073.63

Check No	Vendor No Invoice No	Vendor Name Description	Check Date Reference	Check Amount
ACH	10094 270651300764765 270651300764765 270651300764765 270651300764765 270651300764765 270651300764765 270651300764765 270651300764765 270651300764765	U.S. Treasury PR Batch 00004.04.2026 FICA Employee Portion PR Batch 00004.04.2026 Medicare Employee Portion PR Batch 00003.04.2026 Medicare Employee Portion PR Batch 00003.04.2026 FICA Employer Portion PR Batch 00004.04.2026 Federal Income Tax PR Batch 00003.04.2026 Federal Income Tax PR Batch 00003.04.2026 FICA Employee Portion PR Batch 00004.04.2026 FICA Employer Portion PR Batch 00004.04.2026 Medicare Employer Portion PR Batch 00003.04.2026 Medicare Employer Portion	04/23/2026	827.72 193.58 3,012.42 12,880.68 2,937.06 20,771.01 12,880.68 827.72 193.58 3,012.42
Total for this ACH Check for Vendor 10094:				57,536.87
ACH	10141 56286066	Ca State Disbursement Unit PR Batch 00003.04.2026 Garnishment	04/23/2026	379.84
Total for this ACH Check for Vendor 10141:				379.84
ACH	10264 1003270927 1003270927 1003270927 1003270927 1003270927	CalPERS Supplemental Income Plans PR Batch 00003.04.2026 100% Contribution PR Batch 00003.04.2026 457 Loan Repayment PR Batch 00003.04.2026 CalPERS ER Paid-Staff PR Batch 00003.04.2026 ROTH-Post-Tax PR Batch 00003.04.2026 CalPERS 457	04/23/2026	273.72 277.84 125.00 950.00 3,382.31
Total for this ACH Check for Vendor 10264:				5,008.87
ACH	10984 1776801887487 1776801887487 1776801887487 1776801887487 1776801887487	MidAmerica Administrative & Retirement Solutions PR Batch 00003.04.2026 401a-Vacation Contribution PR Batch 00003.04.2026 401a Sick Contribution PR Batch 00003.04.2026 401a Cash Contribution PR Batch 00003.04.2026 401(a) Defined Comp PR Batch 00003.04.2026 401(a) ER Paid-Staff	04/23/2026	1,008.03 221.39 230.00 925.00 271.10
Total for this ACH Check for Vendor 10984:				2,655.52
ACH	11152 934249	Sterling Health Services, Inc PR Batch 00003.04.2026 Flexible Spending Account (PT)	04/23/2026	1,116.66
Total for this ACH Check for Vendor 11152:				1,116.66
17565	UB*06126	F.J. HANSHAW Refund Check	04/23/2026	81.05
Total for Check Number 17565:				81.05
17566	UB*06139	Ebrahim Akhava Refund Check	04/23/2026	515.68
Total for Check Number 17566:				515.68
17567	UB*06146	Beaumont Developing Group Refund Check	04/23/2026	904.95
Total for Check Number 17567:				904.95
17568	UB*06148	Beaumont Developing Group Refund Check	04/23/2026	1,359.38
Total for Check Number 17568:				1,359.38
17569	UB*06149	Beaumont Developing Group Refund Check	04/23/2026	518.19
Total for Check Number 17569:				518.19
17570	UB*06179	Beaumont Developing Group Refund Check	04/23/2026	21.00
Total for Check Number 17570:				21.00

Check No	Vendor No Invoice No	Vendor Name Description	Check Date Reference	Check Amount
17571	UB*06180	Beaumont Developing Group Refund Check	04/23/2026	60.50
Total for Check Number 17571:				60.50
17572	UB*06185	Beaumont Unified School District Refund Check	04/23/2026	657.93
Total for Check Number 17572:				657.93
17573	UB*06168	Beazer Homes Refund Check	04/23/2026	263.63
Total for Check Number 17573:				263.63
17574	UB*06171	Beazer Homes Refund Check	04/23/2026	415.87
Total for Check Number 17574:				415.87
17575	UB*06173	Beazer Homes Refund Check	04/23/2026	103.93
Total for Check Number 17575:				103.93
17576	UB*06182	Beazer Homes Refund Check	04/23/2026	3,495.29
Total for Check Number 17576:				3,495.29
17577	UB*06172	Robbin Caneva Refund Check Refund Check Refund Check Refund Check Refund Check	04/23/2026	8.52 4.50 930.00 6.47 50.51
Total for Check Number 17577:				1,000.00
17578	UB*06151	Capital Pacific Homes Refund Check	04/23/2026	136.51
Total for Check Number 17578:				136.51
17579	UB*06137	Centex Homes Inland Refund Check	04/23/2026	750.00
Total for Check Number 17579:				750.00
17580	UB*06140	Centex Homes Inland Refund Check	04/23/2026	54.44
Total for Check Number 17580:				54.44
17581	UB*06141	Centex Homes Inland Refund Check	04/23/2026	68.04
Total for Check Number 17581:				68.04
17582	UB*06142	Centex Homes Inland Refund Check	04/23/2026	19.75
Total for Check Number 17582:				19.75
17583	UB*06143	Centex Homes Inland Refund Check	04/23/2026	23.09
Total for Check Number 17583:				23.09

Check No	Vendor No Invoice No	Vendor Name Description	Check Date Reference	Check Amount
17584	UB*06174	Centex Homes Inland Refund Check	04/23/2026	77.30
Total for Check Number 17584:				77.30
17585	UB*06177	Centex Homes Inland Refund Check	04/23/2026	629.86
Total for Check Number 17585:				629.86
17586	UB*06178	Centex Homes Inland Refund Check	04/23/2026	40.81
Total for Check Number 17586:				40.81
17587	UB*06145	Dubose Model Homes Usa Refund Check	04/23/2026	22.40
Total for Check Number 17587:				22.40
17588	UB*06169	E.L. Fisher (Wells Fargo) Refund Check	04/23/2026	113.96
Total for Check Number 17588:				113.96
17589	UB*06170	E.L. Fisher Wells Fargo Refund Check	04/23/2026	196.34
Total for Check Number 17589:				196.34
17590	UB*06121	Empire Homes Refund Check	04/23/2026	5.00
Total for Check Number 17590:				5.00
17591	UB*06124	Empire Homes Refund Check	04/23/2026	5.00
Total for Check Number 17591:				5.00
17592	UB*06165	Empire Homes Refund Check	04/23/2026	2,570.82
Total for Check Number 17592:				2,570.82
17593	UB*06181	Empire Homes Refund Check	04/23/2026	750.00
Total for Check Number 17593:				750.00
17594	UB*06138	Field Asset Services LLC Refund Check	04/23/2026	16.51
Total for Check Number 17594:				16.51
17595	UB*06144	Field Asset Services LLC Refund Check	04/23/2026	15.15
Total for Check Number 17595:				15.15
17596	UB*06162	Franklin Mechanical Systems Inc Refund Check	04/23/2026	1,120.00
Total for Check Number 17596:				1,120.00
17597	UB*06163	Franklin Mechanical Systems Inc Refund Check	04/23/2026	1,120.00
Total for Check Number 17597:				1,120.00

Check No	Vendor No Invoice No	Vendor Name Description	Check Date Reference	Check Amount
17598	UB*06122	F.J. HANSHAW Refund Check	04/23/2026	81.04
Total for Check Number 17598:				81.04
17599	UB*06123	F.J. HANSHAW Refund Check	04/23/2026	81.05
Total for Check Number 17599:				81.05
17600	UB*06125	F.J. HANSHAW Refund Check	04/23/2026	81.05
Total for Check Number 17600:				81.05
17601	UB*06127	F.J. HANSHAW Refund Check	04/23/2026	81.05
Total for Check Number 17601:				81.05
17602	UB*06128	F.J. HANSHAW Refund Check	04/23/2026	81.05
Total for Check Number 17602:				81.05
17603	UB*06175	F.J. HANSHAW Refund Check	04/23/2026	81.05
Total for Check Number 17603:				81.05
17604	UB*06183	F.J. HANSHAW Refund Check	04/23/2026	1,761.76
Total for Check Number 17604:				1,761.76
17605	UB*06132	Martingale Investments Refund Check	04/23/2026	34.51
Total for Check Number 17605:				34.51
17606	UB*06133	Martingale Investments Refund Check	04/23/2026	33.13
Total for Check Number 17606:				33.13
17607	UB*06119	Adrian Monarrez Refund Check	04/23/2026	66.64
Total for Check Number 17607:				66.64
17608	UB*06147	Reinvestment Norris Group Community Refund Check	04/23/2026	460.67
Total for Check Number 17608:				460.67
17609	UB*06160	Oakview Constructors Inc Refund Check	04/23/2026	4,152.94
Total for Check Number 17609:				4,152.94
17610	UB*06129	Osborne Development Refund Check	04/23/2026	102.00
Total for Check Number 17610:				102.00
17611	UB*06130	Osborne Development Refund Check	04/23/2026	61.24
Total for Check Number 17611:				61.24

Check No	Vendor No Invoice No	Vendor Name Description	Check Date Reference	Check Amount
17612	UB*06131	Osborne Development Refund Check	04/23/2026	82.50
Total for Check Number 17612:				82.50
17613	UB*06120	Yazmin Perez Refund Check Refund Check Refund Check Refund Check Refund Check Refund Check Refund Check	04/23/2026	15.00 5.21 3.63 12.99 2.94 4.05 1.86
Total for Check Number 17613:				45.68
17614	UB*06161	Cyril Perry Refund Check Refund Check Refund Check Refund Check	04/23/2026	18.99 15.03 10.39 727.60
Total for Check Number 17614:				772.01
17615	UB*06134	Standard Pacific Corp Refund Check	04/23/2026	102.86
Total for Check Number 17615:				102.86
17616	UB*06135	Standard Pacific Corp Refund Check	04/23/2026	27.74
Total for Check Number 17616:				27.74
17617	UB*06136	Standard Pacific Corp Refund Check	04/23/2026	47.43
Total for Check Number 17617:				47.43
17618	UB*06150	Standard Pacific Corp Refund Check	04/23/2026	18.54
Total for Check Number 17618:				18.54
17619	UB*06152	Standard Pacific Corp Refund Check	04/23/2026	35.88
Total for Check Number 17619:				35.88
17620	UB*06153	Standard Pacific Corp Refund Check	04/23/2026	74.47
Total for Check Number 17620:				74.47
17621	UB*06154	Standard Pacific Corp Refund Check	04/23/2026	62.34
Total for Check Number 17621:				62.34
17622	UB*06155	Standard Pacific Corp Refund Check	04/23/2026	67.43
Total for Check Number 17622:				67.43
17623	UB*06156	Standard Pacific Corp Refund Check	04/23/2026	26.67
Total for Check Number 17623:				26.67

Check No	Vendor No Invoice No	Vendor Name Description	Check Date Reference	Check Amount
17624	UB*06157	Standard Pacific Corp Refund Check	04/23/2026	49.62
Total for Check Number 17624:				49.62
17625	UB*06158	Standard Pacific Corp Refund Check	04/23/2026	29.10
Total for Check Number 17625:				29.10
17626	UB*06159	Standard Pacific Corp Refund Check	04/23/2026	59.15
Total for Check Number 17626:				59.15
17627	UB*06164	Standard Pacific Corp Refund Check	04/23/2026	124.95
Total for Check Number 17627:				124.95
17628	UB*06166	Standard Pacific Corp Refund Check	04/23/2026	95.93
Total for Check Number 17628:				95.93
17629	UB*06167	Standard Pacific Corp Refund Check	04/23/2026	15.44
Total for Check Number 17629:				15.44
17630	UB*06176	Standard Pacific Corp Refund Check	04/23/2026	46.02
Total for Check Number 17630:				46.02
17631	UB*06184	Standard Pacific Corp Refund Check	04/23/2026	20.19
Total for Check Number 17631:				20.19
17632	10003 65323	All Purpose Rental Boom Lift Rental - Parking Lot Lights Maintenance	04/23/2026	670.00
Total for Check Number 17632:				670.00
17633	10144 LYUM1952611 LYUM1955528	AlSCO Inc Cleaning Mats/Shop Towels 12th/Palm Apr 2026 Cleaning Mats/Air Fresheners 560 Magnolia Apr 2026	04/23/2026	29.68 55.15
Total for Check Number 17633:				84.83
17634	10420 1F1J-Q43H-PXX1 1F1J-Q43H-PXX1 1F1J-Q43H-PXX1 1H6W-NVPD-MJJ4 1J46-PLV6-91FH 1VRT-6C3Y-YYGN 1VRT-6C3Y-YYGN 1XGQ-R1HJ-QNKP	Amazon Capital Services, Inc. (2) Floor Mats Sets - New Fleet Vehicles (2) Key Storage Lock Boxes Wireless Keypad Power Bank Office Supplies - Main Office Water Sample Labels Oxygen Sensor - Gas Detector Pipe Thread Sealant	04/23/2026	278.18 70.07 156.72 194.87 67.36 21.72 87.02 64.60
Total for Check Number 17634:				940.54
17635	10867 INV-106-28450 INV-106-28450	Arcosa Crushed Concrete Haul Away Used Asphalt - Service Line Leaks Haul Away Used Asphalt - Main Line Leaks	04/23/2026	160.00 160.00
Total for Check Number 17635:				320.00

Check No	Vendor No Invoice No	Vendor Name Description	Check Date Reference	Check Amount
17636	10929 1593	Alan Billingsley (ICS) (48) 60lb Buckets of Accu-Tab Chlorine Tablets	04/23/2026	10,119.20
Total for Check Number 17636:				10,119.20
17637	11161 INV00592102	Boot Barn Holdings Boot Voucher Reimbursement - R Saiz	04/23/2026	200.00
Total for Check Number 17637:				200.00
17638	10249 AI4B83N AI4DC3U AI4VA4E AI5LJ6L	CDW Government LLC Equipment for Uninterrupted Power Source CIP Equipment for Uninterrupted Power Source CIP Equipment for Uninterrupted Power Source CIP Equipment for Uninterrupted Power Source CIP	04/23/2026	2,132.39 725.74 9,797.11 4,569.68
Total for Check Number 17638:				17,224.92
17639	10351 T1-0426568 T1-0429143 T1-0429307	Cherry Valley Nursery & Landscape Supply 3/4" Gray Rock Rocks for Edgar Canyon Facilities Rocks for Edgar Canyon Facilities	04/23/2026	2,586.00 258.60 64.65
Total for Check Number 17639:				2,909.25
17640	10112 941662 941663 942168 942169 942173	Cla-Val Cla Val Maintenance - Well 25 Cla Val Maintenance - Well 23 Cla Val Maintenance - Cherry Reservoir By-Pass Valve Cla Val Maintenance - Vineland Reservoir By-Pass Valve Cla Val Maintenance - Plantation on the Lake Intertie Valve	04/23/2026	9,533.27 6,610.42 1,848.22 1,391.37 1,873.64
Total for Check Number 17640:				21,256.92
17641	11337 58925 58951	General Pump Company, Inc Well 6 - Angle Drive Repair Well 12	04/23/2026	24,567.63 40,870.00
Total for Check Number 17641:				65,437.63
17642	10303 9872507166 9872507166 9881156591 9882238729 9882238729 9882238729 9882238729 9882238729 9882238729 9882238729 9882238737	Grainger Inc (2) Pillow Block Bearings for Well 24 Exhaust Fans (1) 1 inch Threaded x Socket Weld Fitting for Well 21 Chlorinator (1) V-Belt Pulley for Well 24 Exhaust Fan (1) Pipe Adapter, Well 21 Chlorinator Retrofit (2) PVC 3" Pipe, Well 21 Chlorinator Retrofit (1) Pipe Elbow 3", Well 21 Chlorinator Retrofit (1) Pipe Union, Well 21 Chlorinator Retrofit (1) Tank Fitting Female, Well 21 Chlorinator Retrofit (2) Tank Fittings, Well 21 Chlorinator Retrofit (1) Pipe Elbow 3" Female, Well 21 Chlorinator Retrofit	04/23/2026	73.72 15.70 120.38 23.04 181.45 41.01 50.02 99.66 876.05 32.36
Total for Check Number 17642:				1,513.39
17643	10809 008840 008840 008841 008841	Inner-City Auto Repair & Tires Labor - Oil/Filters - Unit 1 Oil/Filters - Unit 1 Oil/Filter - Unit 3/OD 20,611 Labor - Oil/Filter - Unit 3/OD 20,611	04/23/2026	475.00 2,332.76 578.59 425.00
Total for Check Number 17643:				3,811.35
17644	10573 2678-348717	O'Reilly Auto Parts Power Inverter - Unit #54	04/23/2026	37.70
Total for Check Number 17644:				37.70
17645	10689 261868 262861	Safety Compliance Company Safety Meeting - Lockout/Tagout/Block out - 03/17/2026 Safety Meeting - Heat Illness Prevention (Outdoor) - 03/18/2026	04/23/2026	250.00 250.00
Total for Check Number 17645:				500.00

Check No	Vendor No Invoice No	Vendor Name Description	Check Date Reference	Check Amount
17646	10602 0389826	Dustin Smith Boot Voucher Reimbursement - D Smith	04/23/2026	200.00
Total for Check Number 17646:				200.00
17647	11190 53805980	Univar Solutions USA, Inc (3) 275-Gal Tote Earthtec for Recharge Facility (8,138 lbs)	04/23/2026	19,317.15
Total for Check Number 17647:				19,317.15
17648	10035 INV01014123	USA Blue Book (1) 1 inch Corp Stop x 1/2 inch PVC Quill, Well 21 Chlorinator R	04/23/2026	646.94
Total for Check Number 17648:				646.94
17649	10158 138077	Wienhoff Drug Testing Random Drug Testing - Emp #208	04/23/2026	195.00
Total for Check Number 17649:				195.00
Total for 4/23/2026:				296,522.95
ACH	10030 700359906319Apr 700359906319Apr 700359906319Apr	Southern California Edison Electricity 03/25/26 to 04/23/26 - 12303 Oak Glen Rd Electricity 03/25/26 to 04/23/26 - 13697 Oak Glen Rd Electricity 03/25/26 to 04/23/26 - 13695 Oak Glen Rd	04/30/2026	36.63 239.06 142.00
Total for this ACH Check for Vendor 10030:				417.69
ACH	10031 6061353081	Staples Business Advantage Office Supplies - Main Office	04/30/2026	69.69
Total for this ACH Check for Vendor 10031:				69.69
ACH	10042 07132135000Apr	Southern California Gas Company Monthly Gas Charges 03/27-04/27/2026	04/30/2026	15.29
Total for this ACH Check for Vendor 10042:				15.29
ACH	10052 04272026 04272026 04272026 04272026 04272026 04272026	Home Depot Credit Services General Supplies Landscape Maint Supplies Maint & Repair - 560 Magnolia Ave Supplies General Safety Supplies Production Small Tools Supplies Maint & Repair - 851 E 6th St Supplies	04/30/2026	60.25 623.87 478.04 166.82 1,762.40 191.67
Total for this ACH Check for Vendor 10052:				3,283.05
ACH	10132 4713416 4713791 4713792 4714400 4714891	South Coast AQMD Fac ID 120877 AB2588 AQMD Fee July 2025 - June 2026 Fac ID 129302 AB2588 AQMD Fee July 2025 - June 2026 Fac ID 129305 AB2588 AQMD Fee July 2025 - June 2026 Fac ID 140810 AB2588 AQMD Fee July 2025 - June 2026 Fac ID 148118 AB2588 AQMD Fee July 2025 - June 2026	04/30/2026	172.49 172.49 172.49 172.49 172.49
Total for this ACH Check for Vendor 10132:				862.45
ACH	10138 HW201 Apr 2026	ARCO Business Solutions ARCO Fuel Charges 04/21-04/27/2026	04/30/2026	2,489.95
Total for this ACH Check for Vendor 10138:				2,489.95
ACH	10350 245511 245530 245556 245557	NAPA Auto Parts Well 6 Motor Routine Maintenance Supplies Well 6 Motor Routine Maintenance Supplies Well 6 Motor Routine Maintenance Supplies Returned - Well 6 Motor Routine Maintenance Supplies	04/30/2026	70.39 139.44 19.85 -17.39
Total for this ACH Check for Vendor 10350:				212.29

Check No	Vendor No Invoice No	Vendor Name Description	Check Date Reference	Check Amount
ACH	11038 39526223	Clark Pest Control Pest Control - 815 E 12th St	04/30/2026	142.00
Total for this ACH Check for Vendor 11038:				142.00
17650	UB*06192	K Hovnanian Homes Refund Check	04/30/2026	126.00
Total for Check Number 17650:				126.00
17651	UB*06190	Lb/L-Suncal O.V. LLC Refund Check	04/30/2026	1,191.72
Total for Check Number 17651:				1,191.72
17652	UB*06191	Lb/L-Suncal O.V. LLC Refund Check	04/30/2026	194.00
Total for Check Number 17652:				194.00
17653	UB*06193	Lb/L-Suncal O.V. LLC Refund Check	04/30/2026	73.26
Total for Check Number 17653:				73.26
17654	UB*06194	Stephen Njoroge Refund Check	04/30/2026	1,347.51
Total for Check Number 17654:				1,347.51
17655	UB*06186	Standard Pacific Corp Refund Check	04/30/2026	42.79
Total for Check Number 17655:				42.79
17656	UB*06188	Standard Pacific Corp Refund Check	04/30/2026	66.97
Total for Check Number 17656:				66.97
17657	UB*06187	Wickes Furniture Refund Check	04/30/2026	2,109.21
Total for Check Number 17657:				2,109.21
17658	UB*06189	Wickes Furniture Refund Check	04/30/2026	1,164.25
Total for Check Number 17658:				1,164.25
17659	10000 250394 250394 250394 29440	A C Propane Co Propane Refill Feb 2026 - 9781 Avenida Miravilla Propane Refill Feb 2026 - 9781 Avenida Miravilla Propane Refill Feb 2026 - 9781 Avenida Miravilla Annual Tank Rental - 9781 Avenida Miravilla	04/30/2026	205.00 205.00 -205.00 105.60
Total for Check Number 17659:				310.60
17660	10144 LYUM1955529	Alsco Inc Cleaning Mats/Shop Towels 12th/Palm Apr 2026	04/30/2026	29.68
Total for Check Number 17660:				29.68
17661	10420 1937-WLLL-1KVF 1W77-DMCY-MNMY 1W77-DMCY-MNMY	Amazon Capital Services, Inc. Office Supplies - Main Office (4) Cross-Connection Control Manual Floor Mats and Seat Covers - New Truck	04/30/2026	46.99 68.23 479.41
Total for Check Number 17661:				594.63

Check No	Vendor No Invoice No	Vendor Name Description	Check Date Reference	Check Amount
17662	10272 04272026 04272026 04272026	Babcock Laboratories Inc 16 Hexavalent Chromium By IC 2 Coliform Water Samples - Heli Hydrant 33 Coliform Water Samples	04/30/2026	2,224.00 112.00 1,848.00
Total for Check Number 17662:				4,184.00
17663	11161 INV00598500 INV00598501 INV00598502 INV00598503 INV00598504 INV00598505 INV00598506 INV00598507	Boot Barn Holdings Boot Voucher Reimbursement - D Williams Boot Voucher Reimbursement - J Schuler Boot Voucher Reimbursement - J Bean Boot Voucher Reimbursement - A Vara Boot Voucher Reimbursement - J Munoz Boot Voucher Reimbursement - J Haggin Boot Voucher Reimbursement - L Lomeli Boot Voucher Reimbursement - J McCarty	04/30/2026	200.00 200.00 189.08 200.00 198.87 200.00 200.00 200.00
Total for Check Number 17663:				1,587.95
17664	10774 018844 018845 018847 018850 658551 658554	Jesus Camacho (30) Truck Washes - Mar 2026 (28) Truck Washes - Mar 2026 (28) Truck Washes - Mar 2026 (28) Truck Washes - Mar 2026 (28) Truck Washes - Mar 2026 (28) Truck Washes - Mar 2026	04/30/2026	360.00 337.00 337.00 337.00 337.00 337.00
Total for Check Number 17664:				2,045.00
17665	10016 INV-00032594 INV-00032594	City of Beaumont Encroachment Permit Application - American Avenue Encroachment Permit Application - 11th Street	04/30/2026	2,431.45 3,647.17
Total for Check Number 17665:				6,078.62
17666	10266 19474 19474 19474 19474 19474 19474	Cozad & Fox Inc. Design & Engineering Services - 2024 Replacement Pipelines Design & Engineering Services - 2024 Replacement Pipelines Design & Engineering Services - 2024 Replacement Pipelines Design & Engineering Services - 2024 Replacement Pipelines Design & Engineering Services - 2024 Replacement Pipelines Design & Engineering Services - 2024 Replacement Pipelines	04/30/2026	1,562.15 2,033.81 625.29 1,220.43 356.80 1,380.52
Total for Check Number 17666:				7,179.00
17667	10678 LT6266500120-1 LT6266500121-1 LT6266500122-1	Lawyers Title Company Title Report APN 418-250-009 - Lot 1 Block 176 Title Report APN 418-113-014 - Lots 2,4,6 Block 94 Title Report APN 418-113-016 - Lot 2 Block 94	04/30/2026	750.00 750.00 750.00
Total for Check Number 17667:				2,250.00
17668	10573 2678-351747 2678-353053	O'Reilly Auto Parts Battery - Unit 38/OD 63,635 Battery - Unit 45/OD 36,720	04/30/2026	189.02 222.43
Total for Check Number 17668:				411.45
17669	10233 136759	Pro-Pipe & Supply Gate Valve and Nipple - Hydrant/Backflow Construction Meter	04/30/2026	182.49
Total for Check Number 17669:				182.49
17670	10056 P5436435 P5436635 P5436635	RDO Equipment Co. Trust# 80-5800 U-Bolts, Nuts, and Washers (16) John Deere Disk (4) John Deere Axle	04/30/2026	228.69 1,793.99 424.80
Total for Check Number 17670:				2,447.48

Check No	Vendor No Invoice No	Vendor Name Description	Check Date Reference	Check Amount
17671	10689 263141	Safety Compliance Company Safety Meeting - Heat Illness Prevention (Outdoor) - 04/01/2026	04/30/2026	250.00
Total for Check Number 17671:				250.00
17672	10668 25-116-102.6	Thomas Harder & Co Hydrogeological Consulting Services - Well 30	04/30/2026	8,168.75
Total for Check Number 17672:				8,168.75
17673	11381 2026-314 2026-409	TKE Engineering, Inc. Plan Checking for Development - AR 624 Beaumont Pointe Plan Checking for Development - AR 624 Beaumont Pointe	04/30/2026	1,225.00 8,765.00
Total for Check Number 17673:				9,990.00
17674	10424 016811 481570 481591	Top-Line Industrial Supply, LLC Statement Credit (5) Double Jacket Hoses (1) Double Jacket Hose	04/30/2026	-32.58 1,407.48 281.50
Total for Check Number 17674:				1,656.40
Total for 4/30/2026:				61,174.17
Report Total (310 checks):				1,803,930.18

AP Checks by Date - Detail by Check Date (4/30/2026 11:21 AM)



**Beaumont-Cherry Valley Water District
Finance and Audit Committee Meeting
May 7, 2026**

Item 4d

STAFF REPORT

TO: Finance and Audit Committee
FROM: William Clayton, Finance Manager
SUBJECT: April 2026 Invoices Pending Approval

Staff Recommendation

Approve the pending invoices totaling \$20,165.24.

Background

Staff has reviewed the pending invoices and found the services rendered were acceptable to the District.

Fiscal Impact

There is a \$20,165.24 impact to the District which will be paid from the 2026 budget.

Attachment(s)

1. Richards Watson Gershon Invoice #257997
2. Richards Watson Gershon Invoice #257998

Staff Report prepared by William Clayton, Finance Manager



T 213.626.8484
F 213.626.0078
Fed. I.D. No. 95-3292015

350 South Grand Avenue
37th Floor
Los Angeles, CA 90071

CONFIDENTIAL

This material is subject to the attorney-client privilege and/or attorney work product protection, or otherwise is privileged or confidential. Do not disclose the contents hereof. Do not file with publicly-accessible records.

DAN JAGGERS, GENERAL MANAGER
BEAUMONT- CHERRY VALLEY WATER DISTRICT
560 MAGNOLIA AVENUE
BEAUMONT, CA 92223-2258

Invoice Date: April 13, 2026
Invoice Num.: 257997
Matter Number: [REDACTED]

[REDACTED] GENERAL COUNSEL SERVICES

For professional services rendered through March 31, 2026

Fees	9,080.00
Costs	0.00
Total Amount Due	\$9,080.00

TERMS: PAYMENT DUE UPON RECEIPT

PLEASE RETURN THIS PAGE WITH YOUR REMITTANCE TO

RICHARDS, WATSON & GERSHON
350 South Grand Avenue, 37th Floor
Los Angeles, CA 90071

RICHARDS WATSON GERSHON



T 213.626.8484
F 213.626.0078
Fed. I.D. No. 95-3292015

350 South Grand Avenue
37th Floor
Los Angeles, CA 90071

CONFIDENTIAL

This material is subject to the attorney-client privilege and/or attorney work product protection, or otherwise is privileged or confidential. Do not disclose the contents hereof. Do not file with publicly-accessible records.

BEAUMONT-CHERRY VALLEY WATER DISTRICT
DAN JAGGERS, GENERAL MANAGER
560 MAGNOLIA AVENUE
BEAUMONT, CA 92223-2258

Invoice Date: April 13, 2026
Invoice Num.: 257998
Matter Number: [REDACTED]

[REDACTED] [REDACTED]

For professional services rendered through March 31, 2026

Fees	10,884.00
Costs	201.24
Total Amount Due	\$11,085.24

TERMS: PAYMENT DUE UPON RECEIPT

PLEASE RETURN THIS PAGE WITH YOUR REMITTANCE TO

RICHARDS, WATSON & GERSHON
350 South Grand Avenue, 37th Floor
Los Angeles, CA 90071

RICHARDS WATSON GERSHON

Payroll

Timecard Proof List

Date Range: 03/01/2026 to 03/31/2026

Beaumont-Cherry Valley Water District

560 Magnolia Avenue
Beaumont CA 92223
(951) 845-9581
www.bcvwd.org



Pay	Date	Per Diem	Reimbursement Cost	# of Meetings YTD	
Employee No: 170 Slawson, Daniel					
Chamber Breakfast	3/4/2026	\$296.40			
CSDA Webinar - Blue Ribbon Leadership	3/10/2026	\$296.40			
Regular Board Meeting	3/11/2026	\$296.40			
Engineering Workshop	3/24/2026	\$296.40			
Water Education Foundation Travel	3/25/2026	\$296.40			
Water Education Foundation - Water 101 Workshop	3/26/2026	\$296.40			
Water Education Foundation - Water shed Tour	3/27/2026	\$296.40			
Water Education Foundation Travel	3/28/2026	\$296.40	\$177.07		
Employee No: 170	Total Meetings for March	8	\$2,371.20 Total Reimbursements	\$177.07	18
Employee No: 178 Hoffman, David					
CSDA Webinar - SB 827 Fiscal and Finacial Training	3/4/2026	\$296.40			
Chamber Breakfast ⁽¹⁾	3/4/2026	\$0.00			
Finance & Audit Committee	3/5/2026	\$296.40			
Regular Board Meeting	3/11/2026	\$296.40			
Bogart Park Ad Hoc Committed	3/16/2026	\$296.40			
Engineering Workshop	3/24/2026	\$296.40			
Employee No: 178	Total Meetings for March	6	\$1,482.00 Total Reimbursements	\$0.00	16
Employee No: 179 Covington, John					
Regular Board Meeting	3/11/2026	\$296.40			
Bogart Park Ad Hoc Committed	3/16/2026	\$296.40			
Personnel Committee	3/17/2026	\$296.40			
Engineering Workshop	3/24/2026	\$296.40			
Employee No: 179	Total Meetings for March	4	\$1,185.60 Total Reimbursements	\$0.00	14
Employee No: 193 Ramirez, Andy					
San Geronio Pass Water Agency Meeting	3/2/2026	\$296.40			
CSDA Webinar: Building Relationships with Your Lawmaker's District Office ⁽¹⁾	3/2/2026	\$0.00			
Yucaipa Valley Water District Board Meeting	3/3/2026	\$296.40			
CSDA Webinar - SB 827 Fiscal and Finacial Training	3/4/2026	\$296.40			
CSDA Webinar - Community Outreach	3/5/2026	\$296.40			
CSDA Webinar - Blue Ribbon Leadership	3/10/2026	\$296.40			
Regular Board Meeting	3/11/2026	\$296.40			
Engineering Workshop	3/24/2026	\$296.40			
San Geronio Pass Water Agency Meeting	3/25/2026	\$296.40			
Riverside County Water Task Force	3/27/2026	\$296.40			
CSDA Webinar - California Public Records Act Update 2026	3/28/2026	\$296.40			
Employee No: 193	Total Meetings for March	11	\$2,964.00 Total Reimbursements	\$0.00	19
Employee No: 214 Williams, Lona					
Finance & Audit Committee	3/4/2026	\$296.40			
Regular Board Meeting	3/11/2026	\$296.40			
Personnel Committee	3/16/2026	\$296.40			
Engineering Workshop	3/24/2026	\$296.40			
Water Education Foundation Travel	3/25/2026	\$296.40			
Water Education Foundation - Water 101 Workshop	3/26/2026	\$296.40			
Water Education Foundation Travel	3/27/2026	\$296.40	\$325.42		
Employee No: 214	Total Meetings for March	7	\$2,074.80 Total Reimbursements	\$325.42	23

(1) Two meetings attended on the same day will only be paid one (1) Per Diem disbursement per Water Code Section 20201-20203



Beaumont-Cherry Valley Water District
Finance & Audit Committee Meeting
March 5, 2026
Sign-In Sheet

By signing this document, I am verifying that I have attended the meeting and am authorized to receive per diem for my attendance in accordance with District Policy.

Name

Signature

Secretary David Hoffman Employee #178	
President Lona Williams Employee #214	
Alternate Covington (Alternate) Employee #179	

The stipend for this meeting will be paid on 3/12/2026








Beaumont-Cherry Valley Water District
Regular Board Meeting
March 11, 2026
Sign-In Sheet

By signing this document, I am verifying that I have attended the meeting and am authorized to receive per diem for my attendance in accordance with District Policy.

Name

Signature

President Lona Williams Employee #214	
Vice-President Andy Ramirez Employee #193	
Secretary David Hoffman Employee #178	
Treasurer John Covington Employee #179	
Director Daniel Slawson Employee #170	

The stipend for this meeting will be paid on 03/26/2026



Beaumont-Cherry Valley Water District

Bogart Park Ad Hoc Committee Meeting
March 16, 2026
Sign-In Sheet

By signing this document I am verifying that I have attended the meeting and am authorized to receive per diem for my attendance in accordance with District Policy.

Name

Signature

John Covington Employee #179	
David Hoffman Employee #178	
Lona Williams (Alternate) Employee #214	

The stipend for this meeting will be paid on 03/26/2026



Beaumont-Cherry Valley Water District

Personnel Committee Meeting
March 17, 2026
Sign-In Sheet

By signing this document I am verifying that I have attended the meeting and am authorized to receive per diem for my attendance in accordance with District Policy.

Name

Signature

John Covington Employee #179	The table contains three rows of names and employee numbers. The right-hand column is a single large cell containing three handwritten signatures in blue ink, corresponding to the names in the left column. The first signature is for John Covington, the second for Lona Williams, and the third for Andy Ramirez.
Lona Williams Employee #214	
Andy Ramirez (Alternate) Employee #193	

The stipend for this meeting will be paid on 04/09/2026



Beaumont-Cherry Valley Water District
Special Engineering Workshop
March 24, 2026
Sign-In Sheet

By signing this document, I am verifying that I have attended the meeting and am authorized to receive per diem for my attendance in accordance with District Policy.

Name


Signature

President Lona Williams Employee #214	
Vice-President Andy Ramirez Employee #193	
Secretary David Hoffman Employee #178	
Treasurer John Covington Employee #179	
Director Daniel Slawson Employee #170	

The stipend for this meeting will be paid on 04/09/2026

Beaumont-Cherry Valley Water District


Record of Board Member Expenses/Claim Form for Reimbursement
(Conferences, Meetings, Travels)

Name	Director Daniel Slawson			Division 3	Member ID- Director # 170
Email (optional)				Department- Board of Directors (110)	
BCVWD Meeting Type	Attended	Date	Location of Meeting	Amount	
Regular Board Meeting (including Engineering Workshop)	<input type="checkbox"/>			\$296.40 per diem per day	
Finance & Audit Committee Meeting	<input type="checkbox"/>			\$296.40 per diem per day	
Personnel Committee Meeting	<input type="checkbox"/>			\$296.40 per diem per day	
Ad Hoc Communications Meeting	<input type="checkbox"/>			\$296.40 per diem per day	
Collaborative Agency Meeting (BCV-Parks Admin)	<input type="checkbox"/>			\$296.40 per diem per day	
San Gorgonio Pass Water Alliance Meeting	<input type="checkbox"/>			\$296.40 per diem per day	
Special Board Meeting	<input type="checkbox"/>			\$296.40 per diem per day	
Director Training: _____	<input type="checkbox"/>			\$296.40 per diem per day	
Other: Chamber breakfast	<input checked="" type="checkbox"/>	3-4-26	Tukwet	\$296.40 per diem per day	
Other: _____	<input type="checkbox"/>			\$296.40 per diem per day	
Is this request to be paid on a meeting not listed under the current Policy? <input type="checkbox"/> Yes <input type="checkbox"/> No					
Expenses	Dates	Details			Amount
Transportation		<input type="checkbox"/> Taxi/Rental	<input type="checkbox"/> Air	<input type="checkbox"/> Other	\$
		<input type="checkbox"/> Taxi/Rental	<input type="checkbox"/> Air	<input type="checkbox"/> Other	\$
Own Car		Mileage at 72.5 cents per mile (2026) _____ miles			\$
Lodging		Location: _____			\$
		Location: _____			\$
Meals		Not to exceed U.S. Dept of General Services, Policy No. 4070.7 / attached receipts for each			\$
Conference fees		Purpose _____			\$
		Purpose _____			\$
Other		Purpose _____			\$
		Purpose _____			\$
Subtotal					\$
Less amount paid by company					\$
Director Signature					Date 3-4-26
Approver Signature					Date

Please attach original receipts for all listed expenses, sign the form and send to the Accounting Department. See information at the back of this form for approved Per Diems and Expenses for Board Members

Beaumont-Cherry Valley Water District


Record of Board Member Expenses/Claim Form for Reimbursement
(Conferences, Meetings, Travels)

Name	Director Daniel Slawson			Division 3	Member ID- Director # 170
Email (optional)				Department- Board of Directors (110)	
BCVWD Meeting Type	Attended	Date	Location of Meeting	Amount	
Regular Board Meeting (including Engineering Workshop)	<input type="checkbox"/>			\$296.40 per diem per day	
Finance & Audit Committee Meeting	<input type="checkbox"/>			\$296.40 per diem per day	
Personnel Committee Meeting	<input type="checkbox"/>			\$296.40 per diem per day	
Ad Hoc Communications Meeting	<input type="checkbox"/>			\$296.40 per diem per day	
Collaborative Agency Meeting (BCV-Parks Admin)	<input type="checkbox"/>			\$296.40 per diem per day	
San Gorgonio Pass Water Alliance Meeting	<input type="checkbox"/>			\$296.40 per diem per day	
Special Board Meeting	<input type="checkbox"/>			\$296.40 per diem per day	
Director Training: <u>CSDA Blue Ribbon</u>	<input checked="" type="checkbox"/>	3-10-26	zoom	\$296.40 per diem per day	
Other: _____	<input type="checkbox"/>			\$296.40 per diem per day	
Other: _____	<input type="checkbox"/>			\$296.40 per diem per day	
Is this request to be paid on a meeting not listed under the current Policy? <input type="checkbox"/> Yes <input type="checkbox"/> No					
Expenses	Dates	Details			Amount
Transportation		<input type="checkbox"/> Taxi/Rental	<input type="checkbox"/> Air	<input type="checkbox"/> Other	\$
		<input type="checkbox"/> Taxi/Rental	<input type="checkbox"/> Air	<input type="checkbox"/> Other	\$
Own Car		Mileage at 72.5 cents per mile (2026) _____ miles			\$
Lodging		Location: _____			\$
		Location: _____			\$
Meals		Not to exceed U.S. Dept of General Services, Policy No. 4070.7 / attached receipts for each			\$
Conference fees		Purpose			\$
		Purpose			\$
Other		Purpose			\$
		Purpose			\$
Subtotal					\$
Less amount paid by company					\$
Director Signature					Date 3-10-26
Approver Signature					Date

Please attach original receipts for all listed expenses, sign the form and send to the Accounting Department. See information at the back of this form for approved Per Diems and Expenses for Board Members

Beaumont-Cherry Valley Water District

Record of Board Member Expenses/Claim Form for Reimbursement
(Conferences, Meetings, Travels)

Name	Director Daniel Slawson			Division	3	Member ID- Director #	170
Email (optional)				Department-	Board of Directors (110)		
BCVWD Meeting Type	Attended	Date	Location of Meeting	Amount			
Regular Board Meeting (including Engineering Workshop)	<input type="checkbox"/>			\$296.40 per diem per day			
Finance & Audit Committee Meeting	<input type="checkbox"/>			\$296.40 per diem per day			
Personnel Committee Meeting	<input type="checkbox"/>			\$296.40 per diem per day			
Ad Hoc Communications Meeting	<input type="checkbox"/>			\$296.40 per diem per day			
Collaborative Agency Meeting (BCV-Parks Admin)	<input type="checkbox"/>			\$296.40 per diem per day			
San Geronio Pass Water Alliance Meeting	<input type="checkbox"/>			\$296.40 per diem per day			
Special Board Meeting	<input type="checkbox"/>			\$296.40 per diem per day			
Director Training: _____	<input type="checkbox"/>			\$296.40 per diem per day			
Other: Travel to Sacramento	<input checked="" type="checkbox"/>	3-25-26	ONT	\$296.40 per diem per day			
Other: _____	<input type="checkbox"/>			\$296.40 per diem per day			
Is this request to be paid on a meeting not listed under the current Policy? <input type="checkbox"/> Yes <input type="checkbox"/> No							
Expenses	Dates	Details				Amount	
Transportation		<input type="checkbox"/> Taxi/Rental	<input type="checkbox"/> Air	<input type="checkbox"/> Other			
		<input type="checkbox"/> Taxi/Rental	<input type="checkbox"/> Air	<input type="checkbox"/> Other			
Own Car	3-25-26	Mileage at 72.5 cents per mile (2026)		36	miles	\$ 26.10	
Lodging		Location:				\$	
		Location:				\$	
Meals	3-25-26	Not to exceed U.S. Dept of General Services, Policy No. 4070.7 / attached receipts for each				\$ 53.28	
Conference fees		Purpose				\$	
		Purpose				\$	
Other		Purpose				\$	
		Purpose				\$	
Subtotal						\$ 375.78	
Less amount paid by company						\$	
Director Signature						Date 3-31-26	
Approver Signature						Date	

Please attach original receipts for all listed expenses, sign the form and send to the Accounting Department. See information at the back of this form for approved Per Diems and Expenses for Board Members

Beaumont-Cherry Valley Water District


Record of Board Member Expenses/Claim Form for Reimbursement
(Conferences, Meetings, Travels)

Name	Director Daniel Slawson			Division	3	Member ID- Director #	170
Email (optional)				Department-	Board of Directors (110)		
BCVWD Meeting Type	Attended	Date	Location of Meeting	Amount			
Regular Board Meeting (including Engineering Workshop)	<input type="checkbox"/>			\$296.40 per diem per day			
Finance & Audit Committee Meeting	<input type="checkbox"/>			\$296.40 per diem per day			
Personnel Committee Meeting	<input type="checkbox"/>			\$296.40 per diem per day			
Ad Hoc Communications Meeting	<input type="checkbox"/>			\$296.40 per diem per day			
Collaborative Agency Meeting (BCV-Parks Admin)	<input type="checkbox"/>			\$296.40 per diem per day			
San Geronio Pass Water Alliance Meeting	<input type="checkbox"/>			\$296.40 per diem per day			
Special Board Meeting	<input type="checkbox"/>			\$296.40 per diem per day			
Director Training: _____	<input type="checkbox"/>			\$296.40 per diem per day			
Other: WEF water 101	<input checked="" type="checkbox"/>	3-26-26	Sacramento U	\$296.40 per diem per day			
Other: WEF water tour	<input checked="" type="checkbox"/>	3-27-26	Sacramento	\$296.40 per diem per day			
Is this request to be paid on a meeting not listed under the current Policy? <input type="checkbox"/> Yes <input type="checkbox"/> No							
Expenses	Dates	Details	Amount				
Transportation		<input type="checkbox"/> Taxi/Rental <input type="checkbox"/> Air <input type="checkbox"/> Other	\$				
		<input type="checkbox"/> Taxi/Rental <input type="checkbox"/> Air <input type="checkbox"/> Other	\$				
Own Car		Mileage at 72.5 cents per mile (2026) _____ miles	\$				
Lodging		Location: _____	\$				
		Location: _____	\$				
Meals		Not to exceed U.S. Dept of General Services, Policy No. 4070.7 / attached receipts for each	\$				
Conference fees		Purpose _____	\$				
		Purpose _____	\$				
Other		Purpose _____	\$				
		Purpose _____	\$				
Subtotal			\$ 592.80				
Less amount paid by company			\$				
Director Signature	Date 3-31-26						
Approver Signature	Date						

Please attach original receipts for all listed expenses, sign the form and send to the Accounting Department. See information at the back of this form for approved Per Diems and Expenses for Board Members

Beaumont-Cherry Valley Water District

Record of Board Member Expenses/Claim Form for Reimbursement
(Conferences, Meetings, Travels)

Name	Director Daniel Slawson			Division 3	Member ID- Director # 170
Email (optional)				Department- Board of Directors (110)	
BCVWD Meeting Type	Attended	Date	Location of Meeting	Amount	
Regular Board Meeting (including Engineering Workshop)	<input type="checkbox"/>			\$296.40 per diem per day	
Finance & Audit Committee Meeting	<input type="checkbox"/>			\$296.40 per diem per day	
Personnel Committee Meeting	<input type="checkbox"/>			\$296.40 per diem per day	
Ad Hoc Communications Meeting	<input type="checkbox"/>			\$296.40 per diem per day	
Collaborative Agency Meeting (BCV-Parks Admin)	<input type="checkbox"/>			\$296.40 per diem per day	
San Geronio Pass Water Alliance Meeting	<input type="checkbox"/>			\$296.40 per diem per day	
Special Board Meeting	<input type="checkbox"/>			\$296.40 per diem per day	
Director Training: _____	<input type="checkbox"/>			\$296.40 per diem per day	
Other: WEF water 101	<input checked="" type="checkbox"/>	3-26-26	Sacramento U	\$296.40 per diem per day	
Other: WEF water tour	<input checked="" type="checkbox"/>	3-27-26	Sacramento	\$296.40 per diem per day	
Is this request to be paid on a meeting not listed under the current Policy? <input type="checkbox"/> Yes <input type="checkbox"/> No					
Expenses	Dates	Details			Amount
Transportation		<input type="checkbox"/> Taxi/Rental	<input type="checkbox"/> Air	<input type="checkbox"/> Other	\$
		<input type="checkbox"/> Taxi/Rental	<input type="checkbox"/> Air	<input type="checkbox"/> Other	\$
Own Car		Mileage at 72.5 cents per mile (2026) _____ miles			\$
Lodging		Location: _____			\$
		Location: _____			\$
Meals		Not to exceed U.S. Dept of General Services, Policy No. 4070.7 / attached receipts for each			\$
Conference fees		Purpose			\$
		Purpose			\$
Other		Purpose			\$
		Purpose			\$
				Subtotal	\$ 592.80
				Less amount paid by company	\$
Director Signature					Date 3-31-26
Approver Signature					Date

Please attach original receipts for all listed expenses, sign the form and send to the Accounting Department. See information at the back of this form for approved Per Diems and Expenses for Board Members

BEAUMONT-CHERRY VALLEY WATER DISTRICT
EXPENSE REIMBURSEMENT CLAIM for travel expenses

Payable To: Daniel Slawson
 Vendor No: 10568
 Destination and Purpose of Trip/Meeting: WEF Water 101
03/25-03/28/2026

GL Account: 01-10-110-500175

Date	Transportation Expenses				Meals			Other		Due to Employee	
	Airfare and/or Airport Expenses	Car Rental and/or Parking	Mileage or Fuel	Lodging	Breakfast	Lunch	Dinner	Snacks	Description		Cost
3/25/2026			\$21.89						Mileage to Airport		\$21.89
3/25/2026							\$53.28		Meal		\$53.28
3/28/2026		\$80.00									\$80.00
3/28/2026			\$21.90						Mileage from Airport		\$21.90
Total		\$80.00	\$43.79	\$0.00	\$0.00	\$0.00	\$53.28	\$0.00	\$0.00	\$0.00	\$177.07

Employee Signature: _____ Date Requesting _____

Supervisor Signature:  Date Approved 4/2/2026


Mileage calculation	
Rate as of 2026	\$0.725
Total miles driven	60.40
	<u>\$43.79</u>

Mileage to Meeting	36.00
Miles to District	-5.80
	<u>30.20</u>

One way

Beaumont-Cherry Valley Water District

Record of Board Member Expenses/Claim Form for Reimbursement
(Conferences, Meetings, Travels)

Name	Director Daniel Slawson			Division	3	Member ID- Director #	170
Email (optional)				Department-	Board of Directors (110)		
BCVWD Meeting Type	Attended	Date	Location of Meeting	Amount			
Regular Board Meeting (including Engineering Workshop)	<input type="checkbox"/>			\$296.40 per diem per day			
Finance & Audit Committee Meeting	<input type="checkbox"/>			\$296.40 per diem per day			
Personnel Committee Meeting	<input type="checkbox"/>			\$296.40 per diem per day			
Ad Hoc Communications Meeting	<input type="checkbox"/>			\$296.40 per diem per day			
Collaborative Agency Meeting (BCV-Parks Admin)	<input type="checkbox"/>			\$296.40 per diem per day			
San Geronio Pass Water Alliance Meeting	<input type="checkbox"/>			\$296.40 per diem per day			
Special Board Meeting	<input type="checkbox"/>			\$296.40 per diem per day			
Director Training: _____	<input type="checkbox"/>			\$296.40 per diem per day			
Other: Travel to Sacramento	<input checked="" type="checkbox"/>	3-25-26	ONT	\$296.40 per diem per day			
Other: _____	<input type="checkbox"/>			\$296.40 per diem per day			
Is this request to be paid on a meeting not listed under the current Policy? <input type="checkbox"/> Yes <input checked="" type="checkbox"/> No							
Expenses	Dates	Details				Amount	
Transportation		<input type="checkbox"/> Taxi/Rental	<input type="checkbox"/> Air	<input type="checkbox"/> Other			
		<input type="checkbox"/> Taxi/Rental	<input type="checkbox"/> Air	<input type="checkbox"/> Other			
Own Car	3-25-26	Mileage at 72.5 cents per mile (2026)		36 80.70	miles	\$ 26.10 21.89	
Lodging		Location:				\$	
		Location:				\$	
Meals	3-25-26	Not to exceed U.S. Dept of General Services, Policy No. 4070.7 / attached receipts for each				\$ 53.28	
Conference fees		Purpose				\$	
		Purpose				\$	
Other		Purpose				\$	
		Purpose				\$	
Subtotal						\$ 375.78	
Less amount paid by company						\$	
Director Signature						Date 3-31-26	
Approver Signature						Date	

Please attach original receipts for all listed expenses, sign the form and send to the Accounting Department. See information at the back of this form for approved Per Diems and Expenses for Board Members




Crawdads on the River
1375 Garden Hwy
Sacramento Ca. 95831
(916)929-2268

Server: Christopher G
Check #133 Table 33
Guest Count: 1
Ordered: 3/25/26 6:41 PM

Input Type C (EMV Chip Read)
Visa Credit xxxxxxxx1700
Time 7:07 PM
Transaction Type Sale
Authorization Approved
Approval Code 025862
Payment nnYbTmyNLfcY
Application ID A0000000031010
Application Label Visa Credit
Device ID
Card Reader BBPOS

Subtotal \$41.62
State Tax \$3.66
Amount \$45.28

+ Tip: 8.00
= Total: 53.28


DANIEL SLAWSON

Suggested Tip:
18%: (Tip \$8.04 Total \$53.32)
20%: (Tip \$8.93 Total \$54.21)
25%: (Tip \$11.16 Total \$56.44)
Tip percentages are based on the check price
before discounts and after taxes.

Customer Copy

Saccrawdads.com
Happy Hour M-T 2pm-5pm
Live Music Every Friday and Saturday

River Staples

BISTRO FILET MEDALLIONS 32.00

DEMI GLACE, ROASTED RED POTATOES AND SEASONAL VEGETABLES

BLACKENED ALASKAN COD 29.00

BLACKENING SEASONING, MASHED POTATOES, SAUTEED GREEN BEANS W/BACON

CAJUN PASTA 31.00

LINGUINI WITH PRAWNS, CHICKEN, ANDOUILLE SAUSAGE, SPINACH & PARMESAN WITH A CAJUN CREAM SAUCE

CREOLE BURRITO 23.00

COD, ANDOUILLE SAUSAGE, SHRIMP, SLAW, RICE, CHIPOTLE AIOLI, SOUR CREAM, CILANTRO, COTIJA CHEESE, CHIPOTLE AIOLI & A SIDE OF TORTILLA CHIPS

FISH AND CHIPS 23.00

BEER BATTERED FRESH COD SERVED WITH FRIES & TARTAR SAUCE

GRILLED ROSEMARY CHICKEN 29.00

ROSEMARY, DIJON, MASHED POTATOES, SPINACH, TOMATO RED ONION

GRILLED SALMON 31.00

FRESH CORN SALSA WITH CILANTRO LIME RICE

JAMBALAYA 30.00

A BAYOU CLASSIC MADE WITH RICE, BLACKENED CHICKEN, ANDOUILLE SAUSAGE, SHRIMP & A SPICY CREOLE SAUCE

LOUISIANA GUMBO 14.00

SERVED WITH ANDOUILLE SAUSAGE, BLACKENED CHICKEN, RICE & RICH CREOLE GRAVY 27.00

SEAFOOD SIMMER 36.00

SPICY TOMATO-BASED BROTH WITH FENNEL, GARLIC AND HERBS WITH MUSSELS, CLAMS, COD AND SHRIMP, SERVED WITH BREAD

Desserts

APPLE TART A LA MODE 10.00

BLUEBERRY CHEESECAKE 10.00

CHURROS WITH ICE CREAM & CHOCOLATE 10.00

FIVE-LAYER CHOCOLATE CAKE 10.00

LEMON CHIFFON CAKE 10.00

Beaumont-Cherry Valley Water District

Record of Board Member Expenses/Claim Form for Reimbursement
(Conferences, Meetings, Travels)

Name	Director Daniel Slawson		Division 3	Member ID- Director # 170
Email (optional)			Department- Board of Directors (110)	
BCVWD Meeting Type	Attended	Date	Location of Meeting	Amount
Regular Board Meeting (including Engineering Workshop)	<input type="checkbox"/>			\$296.40 per diem per day
Finance & Audit Committee Meeting	<input type="checkbox"/>			\$296.40 per diem per day
Personnel Committee Meeting	<input type="checkbox"/>			\$296.40 per diem per day
Ad Hoc Communications Meeting	<input type="checkbox"/>			\$296.40 per diem per day
Collaborative Agency Meeting (BCV-Parks Admin)	<input type="checkbox"/>			\$296.40 per diem per day
San Gorgonio Pass Water Alliance Meeting	<input type="checkbox"/>			\$296.40 per diem per day
Special Board Meeting	<input type="checkbox"/>			\$296.40 per diem per day
Director Training: _____	<input type="checkbox"/>			\$296.40 per diem per day
Other: Travel to Ontario	<input checked="" type="checkbox"/>	3-28-26	SMF	\$296.40 per diem per day
Other: _____	<input type="checkbox"/>			\$296.40 per diem per day

Is this request to be paid on a meeting not listed under the current Policy? Yes No

Expenses	Dates	Details			Amount
Transportation		<input type="checkbox"/> Taxi/Rental	<input type="checkbox"/> Air	<input type="checkbox"/> Other	\$
		<input type="checkbox"/> Taxi/Rental	<input type="checkbox"/> Air	<input type="checkbox"/> Other	\$
Own Car	3-28-26	Mileage at 72.5 cents per mile (2026) 36 30.20 miles			\$ 26.10 21.90
Lodging		Location:			\$
		Location:			\$
Meals		Not to exceed U.S. Dept of General Services, Policy No. 4070.7 / attached receipts for each			\$
Conference fees		Purpose			\$
		Purpose			\$
Other		Purpose			\$
parking	3-28-26	Purpose			\$ 80.00

Subtotal **\$ 402.50**

Less amount paid by company \$

Director Signature 	Date 3-31-26
Approver Signature	Date

Please attach original receipts for all listed expenses, sign the form and send to the Accounting Department. See information at the back of this form for approved Per Diems and Expenses for Board Members

Ontario Lot 6

Lot 6 Exit 2

DATE: 03/28/26

TIME: 09:20 PM

Receipt No. 41/1150/86/6

* Original *

Ticket: **60209491**

Entry : 03/25/26 10:55 AM

LPR : 0052J4

Amount **80.00**

Credit: 80.00

Trans ID : 820048009

Card No. : xxxxxxxxxxxx1700

Card Type: VISA

Company Name: ~1

Name: ~3

Exp. Date: ~4



FY 2026 per diem rates for ZIP Code 95831

Change fiscal year: or [New search](#)

Daily lodging rates (excluding taxes) | October 2025 - September 2026

Cities not appearing below may be located within a county for which rates are listed. To determine the county a destination is located in, visit the [Census Geocoder](#).

Primary destination	County	2025 Oct	Nov	Dec	2026 Jan	Feb	Mar	Apr	May	Jun	Jul	Aug	Sep
Sacramento	Sacramento	\$150	\$150	\$150	\$150	\$150	\$150	\$150	\$150	\$150	\$150	\$150	\$150

Meals and incidental expenses (M&IE) rates and breakdown

The M&IE total is the full daily amount for a single calendar day when that day is neither the first nor last day of travel. The amount received on the first and last day of travel equals 75% of the M&IE total. See [M&IE breakdowns](#) for information related to the individual meal amounts.

Primary destination	County	M&IE total	Breakfast	Lunch	Dinner	Incidental expenses	First and last day of travel
Sacramento	Sacramento	\$86	\$22	\$23	\$36	\$5	\$64.50



Imagery ©2026, Map data ©2026 Google 2000 ft

Beaumont, CA 92223

Get on I-10 E in Calimesa from Palmer Ave

5 min (1.5 mi)

- ↑ 1. Head toward Jones Way
358 ft
- ↪ 2. Turn right at the 1st cross street onto Jones Way
200 ft
- ↪ 3. Turn right at the 1st cross street onto Palmer Ave
0.9 mi
- ↩ 4. Turn left onto Cherry Valley Blvd/Tukwet Canyon Pkwy
0.3 mi
- ↗ 5. Turn right to merge onto I-10 E toward Beaumont
0.2 mi

Continue on I-10 E to Beaumont. Take exit 93 from I-10 E

4 min (3.7 mi)

- ↗ 6. Merge onto I-10 E
3.1 mi
- ↪ 7. Take exit 93 for 6th Street



Imagery ©2026, Map data ©2026 Google 2 mi



Beaumont, CA 92223

Get on I-10 W in Calimesa from Palmer Ave and Cherry Valley Blvd

- ↑ 1. Head toward Jones Way 5 min (1.6 mi)
- ↪ 2. Turn right at the 1st cross street onto Jones Way 358 ft
- ↪ 3. Turn right at the 1st cross street onto Palmer Ave 200 ft
- ↩ 4. Turn left onto Cherry Valley Blvd/Tukwet Canyon Pkwy 0.9 mi
- ⓘ Continue to follow Cherry Valley Blvd 0.4 mi
- ⤴ 5. Turn left to merge onto I-10 W toward Redlands 0.2 mi

Follow I-10 W to N Haven Ave in Ontario. Take exit 56 from I-10 W

- ⤴ 6. Merge onto I-10 W 31 min (33.8 mi)

Beaumont-Cherry Valley Water District

Record of Board Member Expenses/Claim Form for Reimbursement
(Conferences, Meetings, Travels)

Name	Director Daniel Slawson			Division	3	Member ID- Director #	170
Email (optional)				Department-	Board of Directors (110)		
BCVWD Meeting Type	Attended	Date	Location of Meeting	Amount			
Regular Board Meeting (including Engineering Workshop)	<input type="checkbox"/>			\$296.40 per diem per day			
Finance & Audit Committee Meeting	<input type="checkbox"/>			\$296.40 per diem per day			
Personnel Committee Meeting	<input type="checkbox"/>			\$296.40 per diem per day			
Ad Hoc Communications Meeting	<input type="checkbox"/>			\$296.40 per diem per day			
Collaborative Agency Meeting (BCV-Parks Admin)	<input type="checkbox"/>			\$296.40 per diem per day			
San Gorgonio Pass Water Alliance Meeting	<input type="checkbox"/>			\$296.40 per diem per day			
Special Board Meeting	<input type="checkbox"/>			\$296.40 per diem per day			
Director Training: _____	<input type="checkbox"/>			\$296.40 per diem per day			
Other: Travel to Ontario	<input checked="" type="checkbox"/>	3-28-26	SMF	\$296.40 per diem per day			
Other: _____	<input type="checkbox"/>			\$296.40 per diem per day			
Is this request to be paid on a meeting not listed under the current Policy? <input type="checkbox"/> Yes <input type="checkbox"/> No							
Expenses	Dates	Details	Amount				
Transportation		<input type="checkbox"/> Taxi/Rental <input type="checkbox"/> Air <input type="checkbox"/> Other	\$				
		<input type="checkbox"/> Taxi/Rental <input type="checkbox"/> Air <input type="checkbox"/> Other	\$				
Own Car	3-28-26	Mileage at 72.5 cents per mile (2026) 36 miles	\$ 26.10				
Lodging		Location: _____	\$				
		Location: _____	\$				
Meals		Not to exceed U.S. Dept of General Services, Policy No. 4070.7 / attached receipts for each	\$				
Conference fees		Purpose _____	\$				
		Purpose _____	\$				
Other		Purpose _____	\$				
parking	3-28-26	Purpose _____	\$ 80.00				
Subtotal			\$ 402.50				
Less amount paid by company			\$				
Director Signature							
Approver Signature							
	Date 3-31-26						
	Date						

Please attach original receipts for all listed expenses, sign the form and send to the Accounting Department. See information at the back of this form for approved Per Diems and Expenses for Board Members

Beaumont-Cherry Valley Water District

Record of Board Member Expenses/Claim Form for Reimbursement
(Conferences, Meetings, Travels)

Name	Director David Hoffman	Division	5	Member ID- Director #	178
Email (optional)		Department- Board of Directors (110)			
BCVWD Meeting Type	Attended	Date	Location of Meeting	Amount	
Regular Board Meeting (including Engineering Workshop)	<input type="checkbox"/>			\$296.40 per diem per day	
Finance & Audit Committee Meeting	<input type="checkbox"/>			\$296.40 per diem per day	
Personnel Committee Meeting	<input type="checkbox"/>			\$296.40 per diem per day	
Ad Hoc Communications Meeting	<input type="checkbox"/>			\$296.40 per diem per day	
Collaborative Agency Meeting (BCV-Parks Admin)	<input type="checkbox"/>			\$296.40 per diem per day	
San Geronio Pass Water Alliance Meeting	<input type="checkbox"/>			\$296.40 per diem per day	
Special Board Meeting	<input type="checkbox"/>			\$296.40 per diem per day	
CSDA district finances Director Training:	<input checked="" type="checkbox"/>	3-4-26	Zoom	\$296.40 per diem per day	
Beaumont Chamber Breakfast Other:	<input checked="" type="checkbox"/>	3-4-26	Morongo golf club	\$296.40 per diem per day	
Other:	<input type="checkbox"/>			\$296.40 per diem per day	

Is this request to be paid on a meeting not listed under the current Policy? Yes No


Expenses	Dates	Details			Amount
Transportation		<input type="checkbox"/> Taxi/Rental	<input type="checkbox"/> Air	<input type="checkbox"/> Other	\$
		<input type="checkbox"/> Taxi/Rental	<input type="checkbox"/> Air	<input type="checkbox"/> Other	\$
Own Car		Mileage at 72.5 cents per mile (2026) _____ miles			\$
Lodging		Location: _____			\$
		Location: _____			\$
Meals		Not to exceed U.S. Dept of General Services, Policy No. 4070.7 / attached receipts for each			\$
Conference fees		Purpose			\$
		Purpose			\$
Other		Purpose			\$
		Purpose			\$

Subtotal

\$

Less amount paid by company


\$

Director Signature		Date	3-4-26
Approver Signature		Date	

Please attach original receipts for all listed expenses, sign the form and send to the Accounting Department. See information at the back of this form for approved Per Diems and Expenses for Board Members

Beaumont-Cherry Valley Water District


Record of Board Member Expenses/Claim Form for Reimbursement
(Conferences, Meetings, Travels)

Name	Director Andy Ramirez			Division	1	Member ID- Director #	193
Email (optional)				Department-	Board of Directors (110)		
BCVWD Meeting Type	Attended	Date	Location of Meeting	Amount			
Regular Board Meeting (including Engineering Workshop)	<input type="checkbox"/>			\$296.40 per diem per day			
Finance & Audit Committee Meeting	<input type="checkbox"/>			\$296.40 per diem per day			
Personnel Committee Meeting	<input type="checkbox"/>			\$296.40 per diem per day			
Ad Hoc Communications Meeting	<input type="checkbox"/>			\$296.40 per diem per day			
Collaborative Agency Meeting (BCV-Parks Admin)	<input type="checkbox"/>			\$296.40 per diem per day			
San Gorgonio Pass Water Alliance Meeting	<input type="checkbox"/>			\$296.40 per diem per day			
Special Board Meeting	<input type="checkbox"/>			\$296.40 per diem per day			
Director Training: <u>SGPWA</u>	<input checked="" type="checkbox"/>	3/2	ONline	\$296.40 per diem per day			
Other: _____	<input type="checkbox"/>			\$296.40 per diem per day			
Other: _____	<input type="checkbox"/>			\$296.40 per diem per day			
Is this request to be paid on a meeting not listed under the current Policy? <input type="checkbox"/> Yes <input type="checkbox"/> No							
Expenses	Dates	Details				Amount	
Transportation		<input type="checkbox"/> Taxi/Rental	<input type="checkbox"/> Air	<input type="checkbox"/> Other	\$		
		<input type="checkbox"/> Taxi/Rental	<input type="checkbox"/> Air	<input type="checkbox"/> Other	\$		
Own Car		Mileage at 72.5 cents per mile (2026) _____ miles				\$	
Lodging		Location: _____				\$	
		Location: _____				\$	
Meals		Not to exceed U.S. Dept of General Services, Policy No. 4070.7 / attached receipts for each				\$	
Conference fees		Purpose				\$	
		Purpose				\$	
Other		Purpose				\$	
		Purpose				\$	
Subtotal						\$	
Less amount paid by company						\$	
Director Signature						Date 3/2/26	
Approver Signature						Date	

Please attach original receipts for all listed expenses, sign the form and send to the Accounting Department. See information at the back of this form for approved Per Diems and Expenses for Board Members

Beaumont-Cherry Valley Water District


Record of Board Member Expenses/Claim Form for Reimbursement
(Conferences, Meetings, Travels)

Name	Director Andy Ramirez			Division	1	Member ID- Director #	193
Email (optional)				Department-	Board of Directors (110)		
BCVWD Meeting Type	Attended	Date	Location of Meeting	Amount			
Regular Board Meeting (including Engineering Workshop)	<input type="checkbox"/>			\$296.40 per diem per day			
Finance & Audit Committee Meeting	<input type="checkbox"/>			\$296.40 per diem per day			
Personnel Committee Meeting	<input type="checkbox"/>			\$296.40 per diem per day			
Ad Hoc Communications Meeting	<input type="checkbox"/>			\$296.40 per diem per day			
Collaborative Agency Meeting (BCV-Parks Admin)	<input type="checkbox"/>			\$296.40 per diem per day			
San Gorgonio Pass Water Alliance Meeting	<input type="checkbox"/>			\$296.40 per diem per day			
Special Board Meeting	<input type="checkbox"/>			\$296.40 per diem per day			
Director Training: _____	<input type="checkbox"/>			\$296.40 per diem per day			
Other: <small>CSDA-Building Relationships with Your Lawmaker's District Office</small> _____	<input checked="" type="checkbox"/>	3/2	Webinar	\$296.40 per diem per day			
Other: _____	<input type="checkbox"/>			\$296.40 per diem per day			
Is this request to be paid on a meeting not listed under the current Policy? <input type="checkbox"/> Yes <input type="checkbox"/> No							
Expenses	Dates	Details				Amount	
Transportation		<input type="checkbox"/> Taxi/Rental	<input type="checkbox"/> Air	<input type="checkbox"/> Other	\$		
		<input type="checkbox"/> Taxi/Rental	<input type="checkbox"/> Air	<input type="checkbox"/> Other	\$		
Own Car		Mileage at 72.5 cents per mile (2026) _____ miles				\$	
Lodging		Location: _____				\$	
		Location: _____				\$	
Meals		Not to exceed U.S. Dept of General Services, Policy No. 4070.7 / attached receipts for each				\$	
Conference fees		Purpose				\$	
		Purpose				\$	
Other		Purpose				\$	
		Purpose				\$	
					Subtotal	\$	
					Less amount paid by company	\$	
Director Signature						Date 3/2	
Approver Signature						Date	

Please attach original receipts for all listed expenses, sign the form and send to the Accounting Department. See information at the back of this form for approved Per Diems and Expenses for Board Members

Beaumont-Cherry Valley Water District


Record of Board Member Expenses/Claim Form for Reimbursement
(Conferences, Meetings, Travels)

Name	Director Andy Ramirez			Division	1	Member ID- Director #	193
Email (optional)				Department-	Board of Directors (110)		
BCVWD Meeting Type	Attended	Date	Location of Meeting	Amount			
Regular Board Meeting (including Engineering Workshop)	<input type="checkbox"/>			\$296.40 per diem per day			
Finance & Audit Committee Meeting	<input type="checkbox"/>			\$296.40 per diem per day			
Personnel Committee Meeting	<input type="checkbox"/>			\$296.40 per diem per day			
Ad Hoc Communications Meeting	<input type="checkbox"/>			\$296.40 per diem per day			
Collaborative Agency Meeting (BCV-Parks Admin)	<input type="checkbox"/>			\$296.40 per diem per day			
San Gorgonio Pass Water Alliance Meeting	<input type="checkbox"/>			\$296.40 per diem per day			
Special Board Meeting	<input type="checkbox"/>			\$296.40 per diem per day			
Director Training: _____	<input type="checkbox"/>		SGPWA date s/b 3/25/26 per Director Ramirez. email attached	\$296.40 per diem per day			
Other: Yucaipa valley Water	<input checked="" type="checkbox"/>	3/3	Online meeting	\$296.40 per diem per day			
Other: SGPWA	<input checked="" type="checkbox"/>	3/23	Online	\$296.40 per diem per day			
Is this request to be paid on a meeting not listed under the current Policy? <input type="checkbox"/> Yes <input type="checkbox"/> No							
Expenses	Dates	Details				Amount	
Transportation		<input type="checkbox"/> Taxi/Rental	<input type="checkbox"/> Air	<input type="checkbox"/> Other	\$		
		<input type="checkbox"/> Taxi/Rental	<input type="checkbox"/> Air	<input type="checkbox"/> Other	\$		
Own Car		Mileage at 72.5 cents per mile (2026) _____ miles				\$	
Lodging		Location: _____				\$	
		Location: _____				\$	
Meals		Not to exceed U.S. Dept of General Services, Policy No. 4070.7 / attached receipts for each				\$	
Conference fees		Purpose				\$	
		Purpose				\$	
Other		Purpose				\$	
		Purpose				\$	
Subtotal						\$	
Less amount paid by company						\$	
Director Signature						Date 3/26/26	
Approver Signature						Date	

Please attach original receipts for all listed expenses, sign the form and send to the Accounting Department. See information at the back of this form for approved Per Diems and Expenses for Board Members

Beaumont-Cherry Valley Water District


Record of Board Member Expenses/Claim Form for Reimbursement
(Conferences, Meetings, Travels)

Name	Director Andy Ramirez			Division	1	Member ID- Director #	193
Email (optional)				Department-	Board of Directors (110)		
BCVWD Meeting Type	Attended	Date	Location of Meeting	Amount			
Regular Board Meeting (including Engineering Workshop)	<input type="checkbox"/>			\$296.40 per diem per day			
Finance & Audit Committee Meeting	<input type="checkbox"/>			\$296.40 per diem per day			
Personnel Committee Meeting	<input type="checkbox"/>			\$296.40 per diem per day			
Ad Hoc Communications Meeting	<input type="checkbox"/>			\$296.40 per diem per day			
Collaborative Agency Meeting (BCV-Parks Admin)	<input type="checkbox"/>			\$296.40 per diem per day			
San Gorgonio Pass Water Alliance Meeting	<input type="checkbox"/>			\$296.40 per diem per day			
Special Board Meeting	<input type="checkbox"/>			\$296.40 per diem per day			
Director Training: <u>CSDA-SB 827 Fiscal & I</u>	<input checked="" type="checkbox"/>	3/4		\$296.40 per diem per day			
Other: <u>CSDA - Community Outreach</u>	<input checked="" type="checkbox"/>	3/5		\$296.40 per diem per day			
Other: <u>CSDA Blue Ribbon</u>	<input checked="" type="checkbox"/>	3/10		\$296.40 per diem per day			
Is this request to be paid on a meeting not listed under the current Policy? <input type="checkbox"/> Yes <input type="checkbox"/> No							
Expenses	Dates	Details				Amount	
Transportation		<input type="checkbox"/> Taxi/Rental	<input type="checkbox"/> Air	<input type="checkbox"/> Other	\$		
		<input type="checkbox"/> Taxi/Rental	<input type="checkbox"/> Air	<input type="checkbox"/> Other	\$		
Own Car		Mileage at 72.5 cents per mile (2026) _____ miles				\$	
Lodging		Location: _____				\$	
		Location: _____				\$	
Meals		Not to exceed U.S. Dept of General Services, Policy No. 4070.7 / attached receipts for each				\$	
Conference fees		Purpose				\$	
		Purpose				\$	
Other		Purpose				\$	
		Purpose				\$	
Subtotal						\$	
Less amount paid by company						\$	
Director Signature						Date 3/11/26	
Approver Signature						Date	

Please attach original receipts for all listed expenses, sign the form and send to the Accounting Department. See information at the back of this form for approved Per Diems and Expenses for Board Members

Beaumont-Cherry Valley Water District

Record of Board Member Expenses/Claim Form for Reimbursement
(Conferences, Meetings, Travels)

Name	Director Andy Ramirez			Division	1	Member ID- Director #	193
Email (optional)				Department-	Board of Directors (110)		
BCVWD Meeting Type	Attended	Date	Location of Meeting	Amount			
Regular Board Meeting (including Engineering Workshop)	<input type="checkbox"/>			\$296.40 per diem per day			
Finance & Audit Committee Meeting	<input type="checkbox"/>			\$296.40 per diem per day			
Personnel Committee Meeting	<input type="checkbox"/>			\$296.40 per diem per day			
Ad Hoc Communications Meeting	<input type="checkbox"/>			\$296.40 per diem per day			
Collaborative Agency Meeting (BCV-Parks Admin)	<input type="checkbox"/>			\$296.40 per diem per day			
San Geronio Pass Water Alliance Meeting	<input type="checkbox"/>			\$296.40 per diem per day			
Special Board Meeting	<input type="checkbox"/>			\$296.40 per diem per day			
Director Training: _____	<input type="checkbox"/>			\$296.40 per diem per day			
Other: <u>Riverside County Water Task Force</u>	<input checked="" type="checkbox"/>	3/27	Online	\$296.40 per diem per day			
Other: <u>CSDA California Public Records Act Update 2026</u>	<input checked="" type="checkbox"/>	3/28	Webinar	\$296.40 per diem per day			
Is this request to be paid on a meeting not listed under the current Policy? <input type="checkbox"/> Yes <input type="checkbox"/> No							
Expenses	Dates	Details				Amount	
Transportation		<input type="checkbox"/> Taxi/Rental	<input type="checkbox"/> Air	<input type="checkbox"/> Other	\$		
		<input type="checkbox"/> Taxi/Rental	<input type="checkbox"/> Air	<input type="checkbox"/> Other	\$		
Own Car		Mileage at 72.5 cents per mile (2026) _____ miles				\$	
Lodging		Location: _____				\$	
		Location: _____				\$	
Meals		Not to exceed U.S. Dept of General Services, Policy No. 4070.7 / attached receipts for each				\$	
Conference fees		Purpose				\$	
		Purpose				\$	
Other		Purpose				\$	
		Purpose				\$	
Subtotal						\$	
Less amount paid by company						\$	
Director Signature						Date 3/28/26	
Approver Signature						Date	

Please attach original receipts for all listed expenses, sign the form and send to the Accounting Department. See information at the back of this form for approved Per Diems and Expenses for Board Members

Beaumont-Cherry Valley Water District
 Record of Board Member Expenses/Claim Form for Reimbursement
 (Conferences, Meetings, Travels)

Name: Director Lona Williams
 Email (optional):
 Division 2 Member ID- Director # 214
 Department- Board of Directors (110)

BCVWD Meeting Type	Attended	Date	Location of Meeting	Amount
Regular Board Meeting (including Engineering Workshop)	<input type="checkbox"/>			\$296.40 per diem per day
Finance & Audit Committee Meeting	<input type="checkbox"/>			\$296.40 per diem per day
Personnel Committee Meeting	<input type="checkbox"/>			\$296.40 per diem per day
Ad Hoc Communications Meeting	<input type="checkbox"/>			\$296.40 per diem per day
Collaborative Agency Meeting (BCV-Parks Admin)	<input type="checkbox"/>			\$296.40 per diem per day
San Geronio Pass Water Alliance Meeting	<input type="checkbox"/>			\$296.40 per diem per day
Special Board Meeting	<input type="checkbox"/>			\$296.40 per diem per day
Director Training: <i>WEF Annual Summit</i>	<input checked="" type="checkbox"/>	<i>3/25 - 3/27/26</i>	<i>Sacramento</i>	\$296.40 per diem per day <i>x3</i>
Other:	<input type="checkbox"/>			\$296.40 per diem per day
Other:	<input type="checkbox"/>			\$296.40 per diem per day

Is this request to be paid on a meeting not listed under the current Policy? Yes No

Expenses	Dates	Details			Amount
Transportation		<input type="checkbox"/> Taxi/Rental	<input type="checkbox"/> Air	<input type="checkbox"/> Other	\$
		<input type="checkbox"/> Taxi/Rental	<input type="checkbox"/> Air	<input type="checkbox"/> Other	\$
Own Car		Mileage at 72.5 cents per mile (2026) _____ miles			\$
Lodging		Location: _____			\$
		Location: _____			\$
Meals		Not to exceed U.S. Dept of General Services, Policy No. 4070.7 / attached receipts for each			\$
Conference fees		Purpose _____			\$
		Purpose _____			\$
Other		Purpose _____			\$
		Purpose _____			\$

Subtotal \$ *889.20*

Less amount paid by company \$

Director Signature *[Signature]*
 Approver Signature *[Signature]*

Date *4/16/2026*
 Date

Please attach original receipts for all listed expenses, sign the form and send to the Accounting Department. See information at the back of this form for approved Per Diems and Expenses for Board Members

BEAUMONT-CHERRY VALLEY WATER DISTRICT
EXPENSE REIMBURSEMENT CLAIM for travel expenses

Payable To: Lona Williams
 Vendor No: 10753
 Destination and Purpose of Trip/Meeting: WEF Annual Summit
3/25-3/27/2026

GL Account: 01-10-110-500175

Date	Transportation Expenses					Meals			Other		Due to Employee
	Airfare and/or Airport Expenses	Car Rental and/or Parking	Mileage or Fuel	Lodging	Breakfast	Lunch	Dinner	Incidentals	Description	Cost	
3/25/2026		\$37.19	\$28.86				\$27.44		Meals		\$93.49
3/26/2026		\$83.89			\$7.60	\$17.00			Meals		\$108.49
3/27/2026		\$70.00	\$28.86		\$24.58				Meals		\$123.44
	Total	\$191.08	\$57.72	\$0.00	\$32.18	\$17.00	\$27.44	\$0.00	\$17.00		\$325.42

Employee Signature: _____ Date Requesting: _____

Supervisor Signature:  Date Approved: 4/9/2026

Mileage calculation	
Rate as of 2026	\$0.725
Total miles driven	<u>39.80</u>
	<u>\$28.86</u>

Mileage to Meeting 41.50
 Miles to District -1.70
39.80 One way

**Attach Mapquest directions for backup

Beaumont-Cherry Valley Water District

Record of Board Member Expenses/Claim Form for Reimbursement
(Conferences, Meetings, Travels)

Name	Director Lona Williams		Division	2		Member ID- Director #	214	
Email (optional)			Department- Board of Directors (110)					
BCVWD Meeting Type	Attended	Date	Location of Meeting			Amount		
Regular Board Meeting (including Engineering Workshop)	<input type="checkbox"/>					\$296.40 per diem per day		
Finance & Audit Committee Meeting	<input type="checkbox"/>					\$296.40 per diem per day		
Personnel Committee Meeting	<input type="checkbox"/>					\$296.40 per diem per day		
Ad Hoc Communications Meeting	<input type="checkbox"/>					\$296.40 per diem per day		
Collaborative Agency Meeting (BCV-Parks Admin)	<input type="checkbox"/>					\$296.40 per diem per day		
San Geronio Pass Water Alliance Meeting	<input type="checkbox"/>					\$296.40 per diem per day		
Special Board Meeting	<input type="checkbox"/>					\$296.40 per diem per day		
Director Training:	<input type="checkbox"/>					\$296.40 per diem per day		
Other: <i>WEF Annual Summit</i>	<input checked="" type="checkbox"/>	<i>3/25 - 3/27</i>	<i>Sacramento</i>			\$296.40 per diem per day		
Other:	<input type="checkbox"/>					\$296.40 per diem per day		

Is this request to be paid on a meeting not listed under the current Policy? Yes No

Expenses	Dates	Details	Amount
Transportation	<i>3/25</i>	<input type="checkbox"/> Taxi/Rental <input type="checkbox"/> Air <input checked="" type="checkbox"/> Other <i>LYFT</i>	\$ <i>37.19</i>
	<i>3/26</i>	<input type="checkbox"/> Taxi/Rental <input type="checkbox"/> Air <input checked="" type="checkbox"/> Other <i>LYFT</i>	\$ <i>83.89</i>
Own Car	<i>3/25-27</i>	Mileage at 72.5 cents per mile (2026) <i>81.2</i> miles <i>RT</i>	\$ <i>59.52</i>
Lodging		Location:	\$
		Location:	\$
Meals		Not to exceed U.S. Dept of General Services, Policy No. 4070.7 / attached receipts for each	\$ <i>76.62</i>
Conference fees		Purpose	\$
		Purpose	\$
Other	<i>3/25-3/27</i>	Purpose <i>Parking Ontario Airport</i>	\$ <i>70-</i>
		Purpose	\$

Subtotal \$ *327.22*

Less amount paid by company \$

Director Signature	Date <i>4/7/2026</i>
Approver Signature	Date

Please attach original receipts for all listed expenses, sign the form and send to the Accounting Department. See information at the back of this form for approved Per Diems and Expenses for Board Members

3:06

Signal strength icon, Wi-Fi icon, 91



Transaction Details



Chick-fil-A

POS DEBIT-DC 3214 TST*
CHIK-FIL-A - ONTARIO CA

-\$17.00

Transaction Date (ET)

March 26, 2026

Posted Date (ET)

March 27, 2026

Courtyard by Marriott® Sacramento Airport Natomas
2101 River Plaza Drive, Sacramento, Ca 95833 P 916.922.1120
Marriott.com/SACCH

Lona Williams		Room: 201		
560 Magnolia Ave		Room Type: GENR		
Beaumont CA 92223		Number of Guests: 1		
Water Education Foundatio		Rate: \$169.00	Clerk: MTC	
Arrive: 25Mar26	Time: 07:33PM	Depart: 27Mar26	Time: 05:51AM	Folio Number: 80238

DATE	DESCRIPTION	CHARGES	CREDITS
26Mar26	Restaurant Room Charge	7.60	
27Mar26	Visa		7.60
<i>Card #: VXXXXXXXXXXXXXXXXX3214/XXXXX</i> <i>Card Type: VISA Card Entry: MANUAL Approval Code: 694676</i>			
BALANCE:		0.00	

Marriott Bonvoy Account # XXXXX1022. Your Marriott Bonvoy points/miles earned on your eligible earnings will be credited to your account. Check your Marriott Bonvoy account statement or your online statement for updated activity.

See our "Privacy & Cookie Statement" on Marriott.com.

1- Bagel
1- Iced tea

Order Complete

Wednesday, March 25, 2026 at 8:58 PM



188



DashPass: Top Dasher

A highly rated Dasher will deliver your order

Order dropped off

If you are having trouble finding your order, message your Dasher or tap Help.



West Coast Sourdough
Sacramento International Airport
Terminal B

D Idrees **Top Dasher**
5.0 ★ • 5,083 deliveries

Mountain Mike's Pizza
3 Items

1x Pepperoni
\$13.74
MINI, Base Cheese, Regular Crust, Red Sauce, Pepperoni, Salami

1x Side Ranch
\$0.99
None

1x Pepsi
\$4.99
20 ounce

Subtotal	\$19.72
Delivery Fee	\$0.49 \$0.00
Service Fee ⓘ	\$3.00 \$1.99
Estimated Tax ⓘ	\$1.73
Dasher Tip	\$4.00
Total	\$27.44

Payment **\$27.44**
Visa...0000 · 3/25/2026 · 8:37 PM

Address
2101 River Plaza Dr
Sacramento, CA 95833

Leave at lobby

Create a business profile
Keep track of your business receipts **Create**

Server: will r
Check #188
Ordered: 3/27/26 7:05 AM

1 Soda Can 12oz	\$1.70
1 Life Water 20 Oz	\$3.50
1 6" #3 Pastrami	\$14.04

Subtotal	\$19.24
Tax	\$1.49
Tip	\$3.85
Total	\$24.58

Input Type	C (EMV Chip Read)
VISA DEBIT	xxxxxxxx3214
Transaction Type	Sale
Authorization	Approved
Approval Code	607433
Payment ID	yyxkLRkCyztR
Application ID	A0000000031010
Application Label	VISA DEBIT
Device ID	
Card Reader	BBPOS

VISA CARDHOLDER

Thank You For Your Support!
Order Online at WCSourdough.com
Did You Know We Cater?
Platters & Lunchboxes Available!
Questions or comments?
Email latest@wcsourdough.com



Ride history

Export


All


Personal

Business

Family


Mar 26, 2026

 Extra Comfort ride
 ▪ Business \$43.92 >
 6:10 PM ▪ 13 min

 Standard ride *Did not p/u*
 ▪ Business \$5.00 >
 5:45 PM ▪ Canceled
 by you *couldn't find location*

 Standard ride
 ▪ Business \$34.97 > *\$83.89*
 8:15 AM ▪ 15 min

Mar 25, 2026

 Extra Comfort ride
 ▪ Business \$37.19 >
 7:09 PM ▪ 15 min

1447 Rollingwood St
Beaumont, CA 92223

▲ This route has tolls.

Get on I-10 W from E 1st St, Pennsylvania Ave and E 6th St

- 7 min (2.6 mi)
- ↑ 1. Head toward Rollingwood St
- 118 ft
- ↪ 2. Turn right onto Newburn Ct
- 374 ft
- ↪ 3. Turn right onto Beth St
- 157 ft
- ↶ 4. Turn left at the 1st cross street onto Seneca Springs Pkwy
- 0.1 mi
- ↶ 5. Turn left onto E 1st St
- 0.4 mi
- ↪ 6. Turn right onto Pennsylvania Ave
- 0.5 mi
- ↶ 7. Use the left 2 lanes to turn left onto E 6th St
- 1.2 mi
- ⤴ 8. Use the right lane to take the ramp onto I-10 W
- 0.3 mi

Follow I-10 W to your destination in Ontario. Take exit 55B from I-10 W

- 35 min (38.6 mi)
- ⤴ 9. Merge onto I-10 W
- 34.8 mi
- ↶ 10. Keep left to continue on Interstate 10 Express
- ▲ Toll road
- 2.5 mi
- ↪ 11. Take the exit onto I-10 W
- 0.3 mi
- ↪ 12. Use the right lane to stay on I-10 W
- 0.7 mi
- ↪ 13. Take exit 55B toward Archibald Ave/Ontario Int'l Airport
- 0.2 mi
- ⤴ 14. Use the left 2 lanes to turn slightly left onto the Archibald Ave S ramp to Ontario Arpt
- 390 ft
- ↶ 15. Use any lane to turn left onto N Archibald Ave
- 1 min (0.3 mi)

44 min (41.5 mi)

Ontario International Airport

International Arrivals Terminal, International Wy, Ontario, CA 91761

Airport Parking

Ontario Lot 4
 Ontario Lot 4
 L4 EXT 44
 DATE: 03/27/26
 TIME: 10:42 AM
 Receipt No. 59/111/94/4
 * Original *
 Ticket: 40319269
 Entry : 03/25/26 02:56 PM
 LPR : PWL683
 Amount 70.00
 Credit: 70.00
 Trans ID : 827923340
 Card No. : xxxxxxxxxxxxxx3214
 Card Type: VISA
 Company Name: ~1
 Name: ~3
 Exp. Date: ~4

Get on I-10 E from E Airport Dr and S Haven Ave

4 min (0.8 mi)

- ↑ 16. Head toward Rental Car Rd
456 ft
- ↪ 17. Make a U-turn at Rental Car Rd
0.2 mi
- ↶ 18. Use the 2nd from the left lane to turn left at the
1st cross street onto S Haven Ave
0.3 mi
- ⤴ 19. Use the right lane to take the ramp onto I-10 E
0.2 mi

Follow I-10 E to CA-79 S/Beaumont Ave in Beaumont.

Take exit 94 from I-10 E

36 min (38.3 mi)

- ⤴ 20. Merge onto I-10 E
38.1 mi
- ↘ 21. Take exit 94 for CA-79/Beaumont Ave
0.2 mi

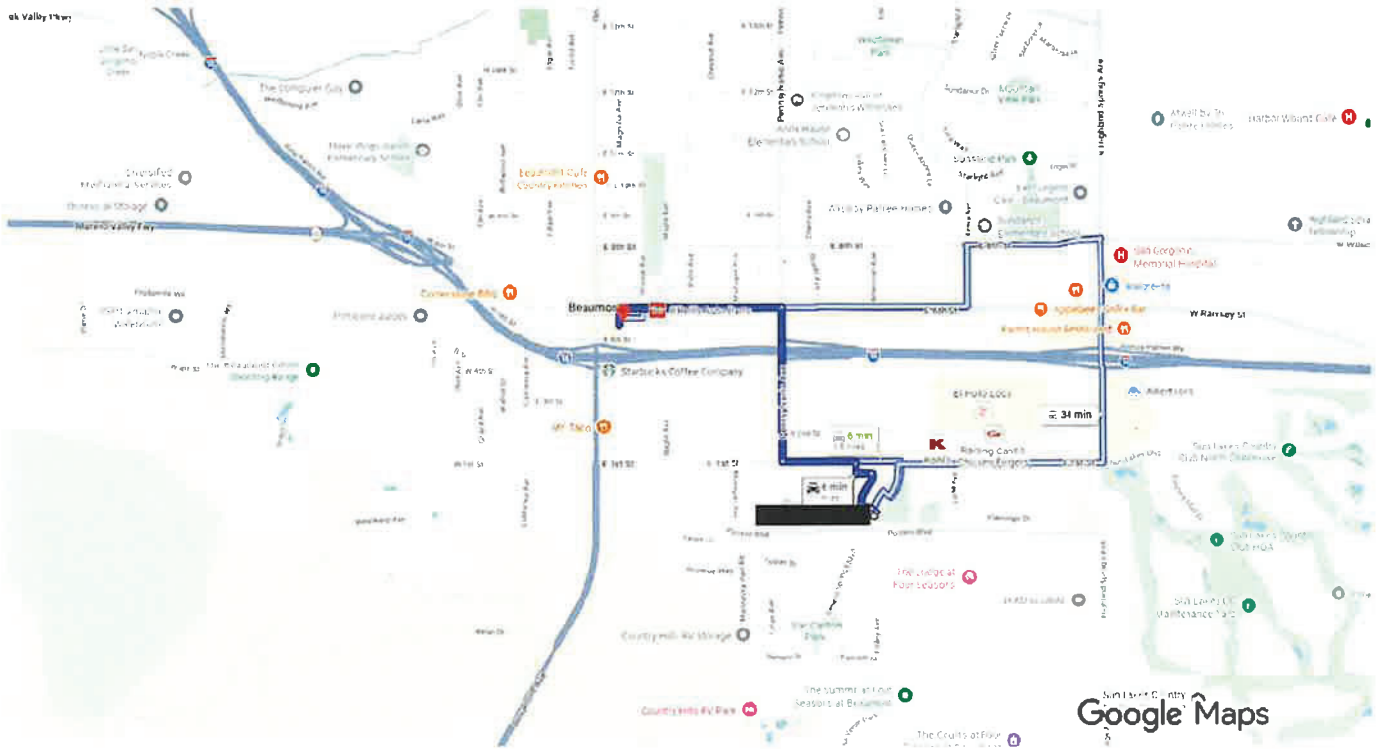
Continue on CA-79 S/Beaumont Ave to your destination

5 min (1.5 mi)

- ↘ 22. Use the left lane to turn right onto CA-79
S/Beaumont Ave
0.3 mi
- ↶ 23. Turn left onto E 1st St
0.9 mi
- ↘ 24. Turn right onto Leeds Ave
171 ft
- ↘ 25. Turn right onto Redwood St
299 ft
- ↶ 26. Redwood St turns left and becomes Graham
Ave
0.1 mi
- ↶ 27. Graham Ave turns left and becomes
Rollingwood St
472 ft
- ↘ 28. Turn right
Destination will be on the right
118 ft

45 min (40.6 mi)

1447 Rollingwood St
Beaumont, CA 92223



Imagery ©2026, Map data ©2026 Google 1000 ft

[Redacted]
Beaumont, CA 92223

Take Helen Ave and Redwood St to E 1st St

- ↑ 1. Head toward Rollingwood St 1 min (0.3 mi)
- ↶ 2. Turn left onto Rollingwood St 118 ft
- ↷ 3. Turn right onto Helen Ave 203 ft
- ↶ 4. Helen Ave turns left and becomes Redwood St 0.1 mi
- ↷ 5. Turn right onto Leeds Ave 289 ft
- ↷ 6. Turn right onto Magnolia Ave 171 ft

Take Pennsylvania Ave and E 6th St to Magnolia Ave

- ↶ 6. Turn left at the 1st cross street onto E 1st St 4 min (1.3 mi)
- ↷ 7. Turn right onto Pennsylvania Ave 0.3 mi
- ↷ 8. Turn right onto Magnolia Ave 0.5 mi



U.S. General Services Administration

FY 2026 per diem rates for ZIP Code 95833

Meals and incidental expenses (M&IE) rates and breakdown

Primary destination	County	M&IE total	Breakfast	Lunch	Dinner	Incidental expenses	First and lastday of travel
Sacramento	Sacramento	\$86	\$22	\$23	\$36	\$5	\$64.50

1st Day \$64.50
 2nd Day \$ 86.00
 3rd Day \$ 64.50

 \$ 215.00 max

— or —

2 Breakfasts \$ 44.00
 2 Lunches \$ 46.00
 2 Dinners \$ 72.00

 \$162.00 max

Meal Total \$76.62 ✓



**Beaumont-Cherry Valley Water District
Finance & Audit Committee Meeting
May 7, 2026**

Item 6

STAFF REPORT

TO: Finance and Audit Committee
FROM: Dan Jagers, General Manager
SUBJECT: Report on Director Event Attendance

Staff Recommendation

Receive and file

Executive Summary

This report serves to document the responses of Board members to opportunities for attendance at various events.

DAY	EVENT	Estimated Cost	Vote?	COVIN GTON	HOFF MAN	RAM IREZ	SLAW SON	WILL IAMS
21-Apr	ACWA Vision for Our Water Future Briefing				YES	YES	YES	YES
6-May	Beaumont Chamber Breakfast	\$ 25.00			YES		YES	YES
19-May	CSDA Webinar: Vision to Action	\$ -			YES	YES	YES	YES
20-May	BIA Inland Empire Economic Update	\$ 125.00	APR				YES	YES
21-May	CSDA webinar: Bridge the Gap	\$ -			YES	YES	YES	YES
5/27-28	CSDA Virtual Workshop: Organizational Developmt	\$ 265.00				YES		
9-Jun	CSDA webinar: Effective Reserve Strategies	\$ -			YES	YES	YES	YES
10-Jun	CSDA workshop: Overview of Special District Laws	\$ 265.00				YES		MAYBE
17-Jun	CSDA Webinar: SB 827 Fiscal and Financial Training	\$ -			NO**	NO**	YES	
18-Jun	CSDA Webinar: Copyright, Trademark & Brands	\$ -			YES	YES	YES	YES
24-Jun	CSDA In-Person Workshop: Governance	\$ 75.00						
17-Jul	ACWA Region 9 event - Temecula	\$ 130.00				MAYBE	YES	YES
8/3-6	Tri State Seminar (Las Vegas)	\$ 2,656.00				MAYBE	MAYBE	MAYBE
8/19-21	Urban Water Institute (Coronado)	\$ 3,043.80		MAYBE		MAYBE	MAYBE	MAYBE
(APR = Approved by vote) (NOT = Not approved)			(REQ = Vote required for approval)					
<i>*Director Ramirez requested to be registered for all online seminars</i>								
<i>**Directors Hoffman and Ramirez have completed this required training</i>								

The items in orange required a vote for approval of payment of expenses and per diem.

Staff Report prepared by Lynda Kerney, Executive Assistant



**Beaumont-Cherry Valley Water District
Finance and Audit Committee Meeting
May 7, 2026**

Item 7

STAFF REPORT

TO: Finance and Audit Committee

FROM: Finance and Administration Department

SUBJECT: **Recommendation to Award Professional Services Agreement for Community Facilities District (CFD) Administration, Formation Support, and Special Tax Levy Services – CFD No. 2025-1 (Beaumont Pointe)**

Staff Recommendation

Staff recommends the Finance and Audit Committee:

1. Recommend that the Board of Directors award a Professional Services Agreement to NBS Government Finance Group (NBS); and
2. Recommend that the Board of Directors authorize the General Manager to execute the Agreement, in a form approved by General Counsel.

Executive Summary

Staff issued a Request for Proposals (RFP) for Community Facilities District (CFD) administration, formation support, and special tax levy services for CFD No. 2025-1 (Beaumont Pointe) and received six (6) qualified proposals. Following a best-value evaluation process, NBS was determined to provide the best overall combination of technical expertise, implementation approach, and cost. Staff recommends that the Finance and Audit Committee recommend approval of an agreement with NBS to the Board of Directors and authorize the General Manager to execute an agreement with said consultant.

Background

At the January 14, 2026 Regular Board Meeting, the Board of Directors conducted a duly noticed public hearing and subsequently adopted resolutions establishing Community Facilities District No. 2025-1 (Public Services) for the Beaumont Pointe Commercial and Industrial Project, certified the results of the landowner election, and adopted an ordinance authorizing the levy of special taxes within the CFD. The formation of CFD No. 2025-1 enables the District to finance the ongoing operation, maintenance, and replacement of potable and non-potable water infrastructure required to serve the Beaumont Pointe development through the levy of special taxes on properties within the CFD, thereby avoiding impacts to existing ratepayers.

Following formation, the District is responsible for the ongoing administration of the CFD, including annual special tax levy calculations, coordination with Riverside County for tax roll placement, compliance with applicable reporting requirements, and long-term oversight of the CFD in accordance with the approved Rate and Method of Apportionment.

To support these responsibilities, on March 19, 2026, the District issued a Request for Proposals (RFP) to retain a qualified consultant to provide CFD administration, formation support (as needed), and special tax levy services for CFD No. 2025-1.



Discussion

Proposal Response and Evaluation Process

On April 9, 2026, The District received six proposals in response to the RFP for CFD administration, formation support, and special tax levy services. The responding firms included DTA Municipal Solutions, KeyAnalytics, Koppel & Gruber Public Finance, NBS, Webb Municipal Finance, and Willdan Financial Services.

Each technical proposal was evaluated individually by three (3) separate District staff members based on each firm’s experience with CFDs, the qualifications of proposed personnel, relevant project experience, demonstrated understanding of the District’s needs, and the quality of their administration and levy methodologies. Additional consideration was given to each firm’s regulatory and compliance expertise, project management approach, responsiveness, and ability to meet the District’s schedule requirements. Cost proposals were evaluated using a standardized formula based on the lowest responsive proposal to ensure an objective and consistent comparison.

Evaluation Results and Basis for Recommendation

The review and selection process identified NBS as the highest-ranking proposal for CFD administration, formation support (as needed), and special tax levy services for CFD No. 2025-1. The proposal review process included scoring of the technical merits of each proposal (75% weight in overall score) and fee proposal (25% weight in overall score).

Scores from each of the six (6) firms are summarized in Table 1, CFD Consultant Weighted Scores. The “Technical Score” in the table represents the average of the scores assigned by reviewers. The “Fee Proposal” represented the average of the scores assigned by reviewers regarding the rates provided by the consultants. The “Weighted Score” was calculated using Equations (1) and (2) below.

$$(1) \left(\frac{\text{Proposal Technical Score}}{\text{Highest Proposal Technical Score}} \right) \times (\text{Technical Score Weight})$$

$$(2) \left(\frac{\text{Lowest Service Cost Total}}{\text{Service Cost Total}} \right) \times (\text{Service Cost Weight})$$

Table 1 – CFD Consultant Weighted Scores

Line ¹	Consultant	Technical Weighted Score (Max 75%)	Fee Proposal Weighted Score (Max 25%) ²	Total Weighted Score
1	DTA Municipal Solutions	72.1%	6.8%	78.9%
2	KeyAnalytics	47.7%	23.8%	71.5%
3	Koppel & Gruber Public Finance	60.0%	25.0%	85.0%
4	NBS	72.8%	24.3%	97.1%
5	Webb Municipal Finance	61.5%	18.3%	79.8%
6	Willdan Financial Services	75.0%	10.3%	85.3%

1. The consultants are listed in alphabetical order, for consistency.
2. The fees proposed for ongoing annual administration were evaluated



NBS distinguished itself through a combination of strong technical qualifications, a clear and practical implementation approach, and a proposal that was highly tailored to the District’s specific circumstances. In particular, NBS demonstrated a strong understanding of the District’s transition from CFD formation to long-term administration, including the need for accurate levy implementation, ongoing compliance, and coordination with Riverside County processes. Their proposal reflected a detailed and methodical approach to annual levy preparation, parcel tracking, and administration of a perpetual CFD structure.

NBS presented a well-developed data management framework supported by integrated systems and GIS capabilities, which are critical for maintaining accurate parcel records and minimizing the risk of levy errors over time. Their approach emphasizes quality control, transparency, and proactive management of parcel changes, delinquency tracking, and reporting requirements.

NBS also demonstrated significant experience working with municipal agencies and special districts, including agencies within Riverside County and the surrounding region. This experience is particularly valuable given the importance of coordination with the Riverside County Auditor-Controller and Tax Collector in implementing the annual levy process.

From a service delivery perspective, NBS proposed a client-focused model that emphasizes responsiveness, dedicated project management, and functioning as an extension of District staff. This approach aligns well with the District’s need for ongoing, as-needed support and reliable administration over the life of the CFD.

While other firms, including Willdan Financial Services and KeyAnalytics, demonstrated strong technical capabilities and extensive experience, staff determined that NBS offered the best overall balance of technical expertise, implementation readiness, and cost. NBS’ proposal was the most directly aligned with the District’s current needs and provided a practical, execution-focused approach that reduces implementation risk while maintaining a high level of service quality.

For reference, Table 2, CFD Fee Proposals, provides the estimated fees for services. For comparability, the fees were based on the formation services, all costs associated with CFD administration, levy services, and any additional formation-related work that would be funded through the special tax revenue generated by the CFD. Fee Proposals varied in their inclusion of CFD formation services. Given that CFD No. 2025-1 has already been established, only costs associated with ongoing administration, levy, and as-needed support services were included in the evaluated cost totals. Formation-related costs were normalized or excluded, as appropriate, to ensure a consistent basis for comparison.

Table 2 – CFD Fee Proposals

Line ¹	Consultant	2026 Estimated Proposed Fees
1	DTA Municipal Solutions	\$22,500
2	KeyAnalytics	\$35,000
3	Koppel & Gruber Public Finance	\$5,500
4	NBS	\$7,390
5	Webb Municipal Finance	\$39,000
6	Willdan Financial Services	\$35,500

1. The consultants are listed in alphabetical order, for consistency.



Fiscal Impact

The cost of services will be funded through CFD No. 2025-1 special tax revenues and, as a major portion of the process has already been completed, the not-to-exceed amount for 2026 is \$7,390.

The not-to-exceed amount is comprised of the \$4,640 annual administration fee, \$250 in estimated administrative expenses, and a not-to-exceed amount of \$2,500 for formation support services.

Staff Report prepared by Bill Clayton, Finance Manager



**Beaumont-Cherry Valley Water District
Finance and Audit Committee Meeting
May 7, 2026**

Item 8

STAFF REPORT

TO: Finance and Audit Committee

FROM: Finance and Administration

SUBJECT: Quarterly Report: Policy Tracking Matrix Progress Dashboard

Staff Recommendation

Approve the policies pending review in the next one to two months as identified on Table 3, Policies to Work on for Subsequent Meetings, or direct staff as desired.

Background

At the June 6, 2024 meeting, staff recommended the approval of adding the Policy Tracking Matrix Dashboard to the Finance and Audit Committee agenda. The dashboard highlights the summary of policies approved and drafted, and those policies that staff are working on for subsequent meetings. The Committee approved said dashboard and reporting updates.

Discussion

Table 1-Summary of Policy Approval Tracking (All Policies)

Department	On Matrix	Draft Created	Committee / Board Reviewed Drafts	Board Adopted	% Complete
Board Administration	26	26	26	26	100.00%
Engineering	8	8	1	1	12.50%
Finance	14	14	14	13	92.86%
Human Resources	69	69	69	67 ¹	97.10%
Information Technology (Personnel-Related)	18	18	18	18	100.00%
TOTALS	135	135	128	125	92.59%

Table 2-Recommended Policies to be added to the Policy Matrix

Item	Policy Subject	Policy Contents

¹ Human Resources identified Personnel policies that are outdated based on current District practices and applicable laws.



Table 3-Policies To Work on for Subsequent Meetings

Item	Policy No.	Priorities Listed	Draft Size	Selected for Processing	Estimated Committee Presentation
1	5075	Credit Card Usage		July 2024	June 2026

Fiscal Impact

There is no fiscal impact.

Attachments

None.

Staff Report prepared by William Clayton, Finance Manager

Beaumont-Cherry Valley Water District
Year-To-Date Analysis of Electric Cost to Pump Groundwater
Through March
Year-Over-Year Comparison

Total Electric Bill Per AF Produced					
WELL ⁽¹⁾	2026	2025	2024	2023	2022
<i>CANYON WELLS</i>					
WELL RR1	\$ -	\$ -	\$ -	\$ -	\$ -
WELL 4A	\$ 112.52	\$ 99.35	\$ 108.29	\$ 111.14	\$ 86.63
WELL 5	\$ 50.60	\$ 41.54	\$ 53.11	\$ 55.32	\$ 45.10
WELL 6	\$ 224.20	\$ 22.27	\$ 71.39	\$ 92.82	\$ 50.96
WELL 9A	\$ -	\$ -	\$ -	\$ -	\$ -
WELL 10	\$ 85.02	\$ -	\$ 69.66	\$ 122.13	\$ -
WELL 11	\$ 57.38	\$ 77.54	\$ 77.34	\$ 261.34	\$ 373.81
WELL 12/13	\$ 45.88	\$ 58.68	\$ 66.30	\$ 66.95	\$ 95.04
WELL 14	\$ 140.66	\$ 97.70	\$ 98.27	\$ 190.91	\$ 163.03
WELL 18	\$ 973.15	\$ 59.40	\$ -	\$ 13.42	\$ -
WELL 19	\$ 36.86	\$ 33.33	\$ 39.73	\$ 40.30	\$ 134.28
WELL 20	\$ 410.43	\$ 56.51	\$ 50.22	\$ 104.71	\$ 74.45
TOTAL CANYON WELLS	\$ 86.09	\$ 57.52	\$ 73.71	\$ 88.28	\$ 86.65
<i>CITY WELLS</i>					
WELL 3	\$ -	\$ -	\$ -	\$ 1,028.92	\$ 154.58
WELL 16	\$ 234.24	\$ 529.98	\$ 285.15	\$ 348.02	\$ 130.73
WELL 21	\$ 117.95	\$ 166.29	\$ -	\$ 174.30	\$ 120.87
WELL 22	\$ 205.95	\$ 214.79	\$ 186.86	\$ 421.46	\$ 151.69
WELL 23	\$ 235.50	\$ 386.53	\$ 265.77	\$ 237.50	\$ -
WELL 24	\$ 158.93	\$ 164.56	\$ 166.88	\$ 174.10	\$ 166.76
WELL 25	\$ 3,946.01	\$ 215.09	\$ 560.97	\$ 279.85	\$ 121.41
WELL 26	\$ 222.14	\$ -	\$ 552.45	\$ 690.24	\$ 150.72
WELL 29	\$ 1,766.55	\$ 6,871.34	\$ -	\$ -	\$ -
TOTAL CITY WELLS	\$ 226.03	\$ 256.46	\$ 268.13	\$ 248.13	\$ 140.23
<i>BOOSTER STATIONS - NO ADDITIONAL PRODUCTION</i>					
BOOSTERS 21A & B			\$ -	\$ -	\$ -
HIGHLAND SPRINGS			\$ -	\$ -	\$ -
NOBLE BOOSTER			\$ -	\$ -	\$ -
UPPER EDGAR BOOSTER			\$ -	\$ -	\$ -
12TH & PALM BOOSTERS			\$ -	\$ -	\$ -
4A BOOSTER			\$ -	\$ -	\$ -
TOTAL BOOSTER STATIONS	\$ 4.60	\$ 4.58	\$ 3.17	\$ 9.92	\$ 9.66
TOTALS	\$ 207.63	\$ 210.61	\$ 212.81	\$ 230.28	\$ 144.59

⁽¹⁾ Data is still being aggregated and consolidated - SCE billing for some facilities can be behind by a month or more

Beaumont-Cherry Valley Water District
Year-To-Date Analysis of Electric Cost to Pump Groundwater
Through March 2026

WELL ⁽¹⁾	CCF Produced	AF Produced	Total Electric Bill	Total Electric Bill Per CCF Produced	Total Electric Bill Per AF Produced
<i>CANYON WELLS</i>					
WELL RR1	-	-	\$ -	\$ -	\$ -
WELL 4A	36,904	84.7199	\$ 9,532.64	\$ 0.26	\$ 112.52
WELL 5	21,975	50.4470	\$ 2,552.80	\$ 0.12	\$ 50.60
WELL 6	9,155	21.0168	\$ 4,712.04	\$ 0.51	\$ 224.20
WELL 9A	-	-	\$ 47.29	\$ -	\$ -
WELL 10	12,687	29.1256	\$ 2,476.33	\$ 0.20	\$ 85.02
WELL 11	15,871	36.4355	\$ 2,090.84	\$ 0.13	\$ 57.38
WELL 12/13	28,485	65.3935	\$ 3,000.02	\$ 0.11	\$ 45.88
WELL 14	21,968	50.4316	\$ 7,093.92	\$ 0.32	\$ 140.66
WELL 18	663	1.5209	\$ 1,480.06	\$ 2.23	\$ 973.15
WELL 19	37,977	87.1820	\$ 3,213.88	\$ 0.08	\$ 36.86
WELL 20	668	1.5342	\$ 629.68	\$ 0.94	\$ 410.43
TOTAL CANYON WELLS	186,353	427.8069	\$ 36,829.50	\$ 0.20	\$ 86.09
<i>CITY WELLS</i>					
WELL 3	-	-	\$ 306.23	\$ -	\$ -
WELL 16	55,042	126.3590	\$ 29,598.33	\$ 0.54	\$ 234.24
WELL 21	148,465	340.8287	\$ 40,202.12	\$ 0.27	\$ 117.95
WELL 22	90,394	207.5161	\$ 42,737.33	\$ 0.47	\$ 205.95
WELL 23	302,725	694.9610	\$ 163,664.63	\$ 0.54	\$ 235.50
WELL 24	277,212	636.3912	\$ 101,142.42	\$ 0.36	\$ 158.93
WELL 25	4,517	10.3696	\$ 40,918.58	\$ 9.06	\$ 3,946.01
WELL 26	58,316	133.8751	\$ 29,739.21	\$ 0.51	\$ 222.14
WELL 29	10,669	24.4927	\$ 43,267.59	\$ 4.06	\$ 1,766.55
TOTAL CITY WELLS	947,340	2,174.7934	\$ 491,576.44	\$ 0.52	\$ 226.03
<i>BOOSTER STATIONS - NO ADDITIONAL PRODUCTION</i>					
BOOSTERS 21A & B			\$ 6,722.90		
HIGHLAND SPRINGS			\$ 1,269.47		
NOBLE BOOSTER			\$ 328.88		
UPPER EDGAR BOOSTER			\$ 519.08		
12TH & PALM BOOSTERS			\$ 2,815.11		
4A BOOSTER			\$ 306.23		
TOTAL BOOSTER STATIONS	1,133,693	2,602.6003	\$ 11,961.67	\$ 0.01	\$ 4.60
TOTALS	1,133,693	2,603	\$ 540,368	\$ 0.48	\$ 207.63

(1) Data is still being aggregated and consolidated - SCE billing for some facilities can be behind by a month or more

Beaumont-Cherry Valley Water District
Year-To-Date Analysis of Electric Cost to Pump Groundwater
Through March 2025

WELL⁽¹⁾	CCF Produced	AF Produced	Total Electric Bill	Total Electric Bill Per CCF Produced	Total Electric Bill Per AF Produced
<i>CANYON WELLS</i>					
WELL RR1	-	-	\$ -	\$ -	\$ -
WELL 4A	39,656	91.0376	\$ 9,044.20	\$ 0.23	\$ 99.35
WELL 5	21,276	48.8425	\$ 2,028.85	\$ 0.10	\$ 41.54
WELL 6	57,495	131.9894	\$ 2,939.10	\$ 0.05	\$ 22.27
WELL 9A	-	-	\$ 48.33	\$ -	\$ -
WELL 10	0	0.0002	\$ 325.59	\$ -	\$ -
WELL 11	9,270	21.2819	\$ 1,650.14	\$ 0.18	\$ 77.54
WELL 12/13	46,791	107.4183	\$ 6,303.79	\$ 0.13	\$ 58.68
WELL 14	31,349	71.9679	\$ 7,031.35	\$ 0.22	\$ 97.70
WELL 18	12,578	28.8758	\$ 1,715.16	\$ 0.14	\$ 59.40
WELL 19	39,927	91.6602	\$ 3,054.96	\$ 0.08	\$ 33.33
WELL 20	11,169	25.6414	\$ 1,449.07	\$ 0.13	\$ 56.51
TOTAL CANYON WELLS	269,512	618.7153	\$ 35,590.54	\$ 0.13	\$ 57.52
<i>CITY WELLS</i>					
WELL 3	-	-	\$ 281.32	\$ -	\$ -
WELL 16	21,079	48.3907	\$ 25,646.07	\$ 1.22	\$ 529.98
WELL 21	100,795	231.3935	\$ 38,477.71	\$ 0.38	\$ 166.29
WELL 22	80,621	185.0803	\$ 39,752.54	\$ 0.49	\$ 214.79
WELL 23	171,456	393.6088	\$ 152,140.98	\$ 0.89	\$ 386.53
WELL 24	237,768	545.8402	\$ 89,824.12	\$ 0.38	\$ 164.56
WELL 25	179,921	413.0418	\$ 88,840.63	\$ 0.49	\$ 215.09
WELL 26	-	-	\$ 1,921.96	\$ -	\$ -
WELL 29	1,923	4.4146	\$ 30,334.22	\$ 15.77	\$ 6,871.34
TOTAL CITY WELLS	793,563	1,821.7700	\$ 467,219.55	\$ 0.59	\$ 256.46
<i>BOOSTER STATIONS - NO ADDITIONAL PRODUCTION</i>					
BOOSTERS 21A & B			\$ 8,029.54		
HIGHLAND SPRINGS			\$ 1,082.36		
NOBLE BOOSTER			\$ 620.57		
UPPER EDGAR BOOSTER			\$ 725.92		
12TH & PALM BOOSTERS			\$ 441.43		
4A BOOSTER			\$ 281.32		
TOTAL BOOSTER STATIONS	1,063,075	2,440.4853	\$ 11,181.14	\$ 0.01	\$ 4.58
TOTALS	1,063,075	2,440	\$ 513,991	\$ 0.48	\$ 210.61

(1) Data is still being aggregated and consolidated - SCE billing for some facilities can be behind by a month or more

Beaumont-Cherry Valley Water District
Year-To-Date Analysis of Electric Cost to Pump Groundwater
Through March 2024

WELL ⁽¹⁾	CCF Produced	AF Produced	Total Electric Bill	Total Electric Bill Per CCF Produced	Total Electric Bill Per AF Produced
<i>CANYON WELLS</i>					
WELL RR1	-	-	\$ -	\$ -	\$ -
WELL 4A	38,818	89.1139	\$ 9,650.26	\$ 0.25	\$ 108.29
WELL 5	20,118	46.1846	\$ 2,452.64	\$ 0.12	\$ 53.11
WELL 6	18,927	43.4511	\$ 3,101.78	\$ 0.16	\$ 71.39
WELL 9A	-	-	\$ 61.68	\$ -	\$ -
WELL 10	14,616	33.5542	\$ 2,337.55	\$ 0.16	\$ 69.66
WELL 11	8,219	18.8685	\$ 1,459.20	\$ 0.18	\$ 77.34
WELL 12/13	43,092	98.9258	\$ 6,559.17	\$ 0.15	\$ 66.30
WELL 14	33,751	77.4805	\$ 7,614.24	\$ 0.23	\$ 98.27
WELL 18	-	-	\$ 255.86	\$ -	\$ -
WELL 19	34,904	80.1288	\$ 3,183.31	\$ 0.09	\$ 39.73
WELL 20	13,487	30.9621	\$ 1,554.81	\$ 0.12	\$ 50.22
TOTAL CANYON WELLS	225,932	518.6694	\$ 38,230.50	\$ 0.17	\$ 73.71
<i>CITY WELLS</i>					
WELL 3	-	-	\$ 1,497.47	\$ -	\$ -
WELL 16	27,501	63.1336	\$ 18,002.49	\$ 0.65	\$ 285.15
WELL 21	-	-	\$ 1,497.38	\$ -	\$ -
WELL 22	97,160	223.0487	\$ 41,677.90	\$ 0.43	\$ 186.86
WELL 23	164,462	377.5528	\$ 100,341.01	\$ 0.61	\$ 265.77
WELL 24	165,308	379.4949	\$ 63,329.88	\$ 0.38	\$ 166.88
WELL 25	54,521	125.1630	\$ 70,212.10	\$ 1.29	\$ 560.97
WELL 26	16,128	37.0248	\$ 20,454.42	\$ 1.27	\$ 552.45
WELL 29	-	-	\$ 6,201.96	\$ -	\$ -
TOTAL CITY WELLS	525,080	1,205.4178	\$ 323,214.61	\$ 0.62	\$ 268.13
<i>BOOSTER STATIONS - NO ADDITIONAL PRODUCTION</i>					
BOOSTERS 21A & B			\$ 2,363.30		
HIGHLAND SPRINGS			\$ 875.88		
NOBLE BOOSTER			\$ 276.51		
UPPER EDGAR BOOSTER			\$ 453.63		
12TH & PALM BOOSTERS			\$ 1,232.83		
4A BOOSTER			\$ 255.86		
TOTAL BOOSTER STATIONS	751,012	1,724.0872	\$ 5,458.01	\$ 0.01	\$ 3.17
TOTALS	751,012	1,724	\$ 366,903	\$ 0.49	\$ 212.81

⁽¹⁾ Data is still being aggregated and consolidated - SCE billing for some facilities can be behind by a month or more

Beaumont-Cherry Valley Water District
Year-To-Date Analysis of Electric Cost to Pump Groundwater
Through March 2023

WELL ⁽¹⁾	CCF Produced	AF Produced	Total Electric Bill	Total Electric Bill Per CCF Produced	Total Electric Bill Per AF Produced
<i>CANYON WELLS</i>					
WELL RR1	-	-	\$ -	\$ -	\$ -
WELL 4A	33,886	77.7916	\$ 8,646.14	\$ 0.26	\$ 111.14
WELL 5	16,830	38.6371	\$ 2,137.37	\$ 0.13	\$ 55.32
WELL 6	8,863	20.3466	\$ 1,888.57	\$ 0.21	\$ 92.82
WELL 9A	-	-	\$ (24.24)	\$ -	\$ -
WELL 10	7,524	17.2730	\$ 2,109.51	\$ 0.28	\$ 122.13
WELL 11	1,408	3.2330	\$ 844.92	\$ 0.60	\$ 261.34
WELL 12/13	33,262	76.3588	\$ 5,112.56	\$ 0.15	\$ 66.95
WELL 14	6,937	15.9245	\$ 3,040.18	\$ 0.44	\$ 190.91
WELL 18	4,671	10.7227	\$ 143.92	\$ 0.03	\$ 13.42
WELL 19	9,683	22.2282	\$ 895.78	\$ 0.09	\$ 40.30
WELL 20	3,859	8.8586	\$ 927.55	\$ 0.24	\$ 104.71
TOTAL CANYON WELLS	126,923	291.3740	\$ 25,722.26	\$ 0.20	\$ 88.28
<i>CITY WELLS</i>					
WELL 3	4,141	9.5064	\$ 9,781.31	\$ 2.36	\$ 1,028.92
WELL 16	11,208	25.7300	\$ 8,954.53	\$ 0.80	\$ 348.02
WELL 21	117,139	268.9141	\$ 46,871.28	\$ 0.40	\$ 174.30
WELL 22	27,605	63.3724	\$ 26,709.14	\$ 0.97	\$ 421.46
WELL 23	155,037	355.9160	\$ 84,530.34	\$ 0.55	\$ 237.50
WELL 24	177,665	407.8627	\$ 71,008.30	\$ 0.40	\$ 174.10
WELL 25	99,683	228.8411	\$ 64,041.90	\$ 0.64	\$ 279.85
WELL 26	11,219	25.7553	\$ 17,777.26	\$ 1.58	\$ 690.24
WELL 29	-	-	\$ 14,202.14	\$ -	\$ -
TOTAL CITY WELLS	603,697	1,385.8980	\$ 343,876.20	\$ 0.57	\$ 248.13
<i>BOOSTER STATIONS - NO ADDITIONAL PRODUCTION</i>					
BOOSTERS 21A & B			\$ 10,182.48		
HIGHLAND SPRINGS			\$ 743.77		
NOBLE BOOSTER			\$ 2,357.56		
UPPER EDGAR BOOSTER			\$ 328.06		
12TH & PALM BOOSTERS			\$ 2,881.86		
4A BOOSTER			\$ 143.66		
TOTAL BOOSTER STATIONS	730,620	1,677.2720	\$ 16,637.39	\$ 0.02	\$ 9.92
TOTALS	730,620	1,677	\$ 386,236	\$ 0.53	\$ 230.28

(1) Data is still being aggregated and consolidated - SCE billing for some facilities can be behind by a month or more

Beaumont-Cherry Valley Water District
Year-To-Date Analysis of Electric Cost to Pump Groundwater
Through March 2022

WELL	CCF Produced	AF Produced	Total Electric Bill	Total Electric Bill Per CCF Produced	Total Electric Bill Per AF Produced
<i>CANYON WELLS</i>					
WELL RR1	-	-	\$ -	\$ -	\$ -
WELL 4A	35,003	80.3558	\$ 6,961.08	\$ 0.20	\$ 86.63
WELL 5	17,566	40.3264	\$ 1,818.79	\$ 0.10	\$ 45.10
WELL 6	20,767	47.6745	\$ 2,429.35	\$ 0.12	\$ 50.96
WELL 9A	-	-	\$ 55.49	\$ -	\$ -
WELL 10	-	-	\$ 210.62	\$ -	\$ -
WELL 11	1,365	3.1336	\$ 1,171.37	\$ 0.86	\$ 373.81
WELL 12/13	18,331	42.0824	\$ 3,999.41	\$ 0.22	\$ 95.04
WELL 14	7,788	17.8781	\$ 2,914.61	\$ 0.37	\$ 163.03
WELL 18	-	-	\$ 210.62	\$ -	\$ -
WELL 19	4,228	9.7050	\$ 1,303.20	\$ 0.31	\$ 134.28
WELL 20	6,401	14.6949	\$ 1,094.09	\$ 0.17	\$ 74.45
TOTAL CANYON WELLS	111,449	255.8508	\$ 22,168.63	\$ 0.20	\$ 86.65
<i>CITY WELLS</i>					
WELL 3	48,920	112.3049	\$ 17,360.17	\$ 0.35	\$ 154.58
WELL 16	48,449	111.2236	\$ 14,539.92	\$ 0.30	\$ 130.73
WELL 21	185,939	426.8572	\$ 51,595.44	\$ 0.28	\$ 120.87
WELL 22	114,261	262.3072	\$ 39,789.48	\$ 0.35	\$ 151.69
WELL 23	-	-	\$ 2,539.96	\$ -	\$ -
WELL 24	198,080	454.7291	\$ 75,831.07	\$ 0.38	\$ 166.76
WELL 25	335,836	770.9730	\$ 93,604.12	\$ 0.28	\$ 121.41
WELL 26	83,013	190.5716	\$ 28,722.02	\$ 0.35	\$ 150.72
WELL 29	-	-	\$ 2,605.85	\$ -	\$ -
TOTAL CITY WELLS	1,014,498	2,328.9666	\$ 326,588.03	\$ 0.32	\$ 140.23
<i>BOOSTER STATIONS - NO ADDITIONAL PRODUCTION</i>					
BOOSTERS 21A & B			\$ 15,249.14		
HIGHLAND SPRINGS			\$ 822.47		
NOBLE BOOSTER			\$ 3,236.43		
UPPER EDGAR BOOSTER			\$ 394.09		
12TH & PALM BOOSTERS			\$ 5,054.44		
4A BOOSTER			\$ 218.01		
TOTAL BOOSTER STATIONS	1,125,946	2,584.8174	\$ 24,974.58	\$ 0.02	\$ 9.66
TOTALS	1,125,946	2,585	\$ 373,731	\$ 0.33	\$ 144.59



**Beaumont-Cherry Valley Water District
Finance and Audit Committee Meeting
May 7, 2026**

Item 10

STAFF REPORT

TO: Finance and Audit Committee

FROM: Finance and Administration Department

SUBJECT: Quarterly Report: Review of District Contract Expenditures in Fiscal Year 2026

Staff Recommendation

None. Direct staff as desired.

Executive Summary

The District holds contracts with various vendors to provide ongoing services to the District for the 2026 Fiscal Year. The tables detailing the vendor information, the Board of Directors date of approval, total contract costs to date, contract costs not to exceed, and contract costs remaining are provided as attachments 1 and 2 for review. Attachment 1 is for service-oriented contracts, not in the District's Capital Improvement Budget. Attachment 2 is for Capital Improvement Budget projects.

Background

At the meeting of the Finance and Audit Committee on January 7, 2021, Chair Hoffman and Member Covington requested detail on long-term contract vendor activities. Since that time, this detail has been presented on a quarterly basis to the Finance and Audit Committee. At the August 24, 2023 Regular Meeting of the Board, Director Covington requested said detail be presented at the next Regular Meeting.

District Policy 5080 Purchasing outlines the District's purchasing process, which includes requirements for executing contracts with outside contractors or consultants for nonprofessional and professional services, as well as public works construction project services.

The Vendor Number and Vendor Name columns of both Tables are created in the District's financial system, Springbrook, upon receipt of the first invoice for services rendered to the District. Wells Fargo Bank, N.A. and Chandler Asset Management are not entered in Springbrook because the charges assessed by those vendors are deducted from the balance and portfolio managed by each of those respective entities. Total Contract Costs to Date reflect invoices for services rendered up through December 31, 2025.

Fiscal Impact

The total remaining contract balances, as reflected by the combined totals of Tables 1 and 2, are \$13,406,278.60.

Attachments

1. Table 1 – Non – Capital Improvement Budget Contracts
2. Table 2 – Capital Improvement Budget Related Contracts

Staff Report prepared by William Clayton, Finance Manager

**Beaumont-Cherry Valley Water District
Review of District Contract Expenditures in Fiscal Year 2026**

**Table 1
Non-Capital Improvement Budget Contracts**

Vendor Number	Vendor Name	Contract Services	Status	Board Approval of Contract or Contract Extension Date	Contract Costs Not To Exceed	Contract Cost Basis	FY 2025 and Prior Costs	FY 2026 Costs To Date	Total Contract Costs to Date	Remaining Contract Balance as of 03/31/2026
N/A	Chandler Asset Management	Investment Management/Advisory Svcs	Ongoing: Final of 5 year contract	12/10/2025	Fees Charged on assets under management	Annual	\$ 41,446.76	\$ 10,636.65	\$ 52,083.41	\$ -
11358	Eagle Aerial Photography, Inc	WaterView Data Management for UWUO Compliance	Year 3 Complete	11/20/2025	\$ 172,700.00	Total	\$ -	\$ 61,600.00	\$ 61,600.00	\$ 111,100.00
10581	H2O Solutions	Cleaning, Inspection, Minor Repair of 4 Domestic Drinking Water Reservoirs	Completed	11/12/2025	\$ 22,500.00	One-time	\$ 14,580.00	\$ -	\$ 14,580.00	\$ -
N/A	Wells Fargo Bank, N.A.	Banking Services	Ongoing: Year 2	8/14/2024	\$ 25,000.00	Annual	\$ 17,835.48	\$ 4,791.01	\$ 22,626.49	\$ 2,373.51
11276	Universal Green, LLC	Landscape Maintenance Services	Ongoing: Year 2	7/25/2024	\$ 133,200.00	Total	\$ 60,480.00	\$ 15,120.00	\$ 75,600.00	\$ 57,600.00
10792	A-1 Financial Services	Engineering Office Rental	Ongoing	11/13/2024	\$ 70,704.00	Total	\$ 40,744.00	\$ 8,988.00	\$ 49,732.00	\$ 20,972.00
11256	Water Resources Economics	Cost-of-Service Study	Phase I complete; Phase II to come	4/10/2024	\$ 118,074.00	Total	\$ 73,154.91	\$ 520.00	\$ 73,674.91	\$ 44,399.09
11180	Foster & Foster Consulting Actuaries, Inc.	Actuarial Services to Value OPEB in Compliance with GASB 75	Year 4 Complete	1/26/2023	\$ 40,250.00	Total	\$ 11,650.00	\$ 2,725.00	\$ 14,375.00	\$ 25,875.00
10491	Rogers, Anderson, Malody & Scott, LLP	Annual Independent Audit	Year 3 Complete	1/11/2023	\$ 173,995.00	Total	\$ 102,695.00	\$ -	\$ 102,695.00	\$ 71,300.00
10016	T.R. Holliman c/o City of Beaumont	Recycled Water Program Implementation Facilitator	Ongoing	9/29/2022	\$ 58,000.00	Total	\$ 34,620.04	\$ -	\$ 34,620.04	\$ 23,379.96
10290	Zanjero Group via San Gorgonio Pass Water Agency	District's share of an Agreement for Zanjero Group to develop the Urban Water Management Plan		N/A	\$ 56,100.00	Total	\$ -	\$ -	\$ -	\$ 56,100.00
TOTAL CONTRACT COSTS REMAINING					\$ 870,523.00				\$ 501,586.85	\$ 413,099.56

**Beaumont-Cherry Valley Water District
Review of District Contract Expenditures in Fiscal Year 2026**

**Table 2
Capital Improvement Budget Contracts**

Vendor Number	Vendor Name	Contract Services	Status	Board Approval of Contract or Contract Extension Date	Contract Costs Not To Exceed	FY 2025 and Prior Costs	FY 2025 Costs To Date	Total Contract Costs to Date	Remaining Contract Balance as of 03/31/2026
	Borden Excavating, Inc.	American Avenue (P-2750-0095) and 11th Street (P-2750-0056) Replacement Pipeline Projects	Ongoing	3/24/2026	\$ 1,614,200.00	\$ -	\$ -	\$ -	\$ 1,614,200.00
	TKE Engineering	One Year On-Call Plan Check Services	Ongoing	12/10/2025	\$ 180,000.00	\$ -	\$ -	\$ -	\$ 180,000.00
10431	So Cal West Coast Electric	Installation of Four Level 2 Electric Charging Stations at Main Office	Completed	11/12/2025	\$ 35,000.00	\$ 28,900.00	\$ -	\$ 28,900.00	\$ 6,100.00
11337	General Pump Company	Well 12 Pumping Unit Repair and Rehabilitation	Completed	11/12/2025	\$ 48,000.00	\$ 7,030.00	\$ 40,870.00	\$ 47,900.00	\$ 100.00
11337	General Pump Company	Well 24 Emergency Repair - Board Ratified Emergency Giving GM Authorization to expend funds up to \$250,000	Ongoing	7/9/2025	\$ 250,000.00	\$ 60,703.82	\$ -	\$ 60,703.82	\$ 189,296.18
10668	Thomas Harder & Co.	Hydrogeological Support Services - Well No. 30 - Reallocation of October 2017 Contract	On call/as needed	7/9/2025	\$ 189,488.50	\$ 37,376.90	\$ 8,707.85	\$ 46,084.75	\$ 143,403.75
11333	Enterprise Fleet Management, Inc.	Annual Fleet Management Services	Ongoing	4/9/2025	\$ 712,500.00	\$ 99,720.00	\$ 50,673.13	\$ 150,393.13	\$ 562,106.87
10178	Converse Consultants	On-call geotechnical services related to District projects	On call/as needed	4/9/2025	\$ 450,000.00	\$ -	\$ -	\$ -	\$ 450,000.00
10337	Hilltop Geotechnical, Inc.	On-call geotechnical services related to District projects	On call/as needed	4/9/2025	\$ 450,000.00	\$ 20,482.00	\$ -	\$ 20,482.00	\$ 429,518.00
	TGR Geotechnical, Inc.	On-call geotechnical services related to District projects	On call/as needed	4/9/2025	\$ 450,000.00	\$ -	\$ -	\$ -	\$ 450,000.00
10509	Albert A. Webb Associates	On-call environmental services related to District projects	On call/as needed	4/9/2025	\$ 600,000.00	\$ -	\$ -	\$ -	\$ 600,000.00
11153	CASC Engineering & Consulting, Inc.	On-call environmental services related to District projects	On call/as needed	4/9/2025	\$ 600,000.00	\$ -	\$ -	\$ -	\$ 600,000.00
10674	Michael Baker International	On-call environmental services related to District projects	On call/as needed	4/9/2025	\$ 600,000.00	\$ -	\$ -	\$ -	\$ 600,000.00
10266	Cozad & Fox	On-call engineering services related to District projects and development plan check activities	On call/as needed	4/9/2025	\$ 1,500,000.00	\$ -	\$ -	\$ -	\$ 1,500,000.00
10674	Michael Baker International	On-call engineering services related to District projects and development plan check activities	On call/as needed	4/9/2025	\$ 1,500,000.00	\$ -	\$ -	\$ -	\$ 1,500,000.00
	TKE Engineering	On-call engineering services related to District projects and development plan check activities	On call/as needed	4/9/2025	\$ 1,500,000.00	\$ -	\$ -	\$ -	\$ 1,500,000.00
10266	Cozad & Fox	2024 Replacement Pipelines Project Design and Engineering Services	Ongoing	2/12/2025	\$ 180,015.00	\$ 90,762.52	\$ -	\$ 90,762.52	\$ 89,252.48
10266	Cozad & Fox	Surveying Services for the 2600 – 2400 Non-Potable Water Pressure Reducing Station	Completed	1/23/2025	\$ 8,800.00	\$ 20,523.30	\$ -	\$ 20,523.30	\$ (11,723.30)
11324	Legacy Excavating, Inc.	B Line Replacement Pipeline Project	Completed	10/24/2024	\$ 835,000.00	\$ 829,965.59	\$ -	\$ 829,965.59	\$ 5,034.41
10148	MCC Equipment Rentals, Inc.	3040 Pressure Zone Cherry Avenue / International Park Road Transmission Pipeline Project	Completed	5/16/2024	\$ 1,905,000.00	\$ 1,801,493.28	\$ -	\$ 1,801,493.28	\$ 103,506.72

**Beaumont-Cherry Valley Water District
Review of District Contract Expenditures in Fiscal Year 2026**

**Table 2
Capital Improvement Budget Contracts**

Vendor Number	Vendor Name	Contract Services	Status	Board Approval of Contract or Contract Extension Date	Contract Costs Not To Exceed	FY 2025 and Prior Costs	FY 2025 Costs To Date	Total Contract Costs to Date	Remaining Contract Balance as of 03/31/2026
10266	Cozad & Fox	2023-2024 Service Replacement Project (P-2750-0098)	Ongoing	3/28/2024	\$ 90,850.00	\$ 25,231.00	\$ -	\$ 25,231.00	\$ 65,619.00
10674	Michael Baker International	Design Consulting for 2850 Pressure Zone Booster Pump Station and Transmission Pipeline Project	Ongoing	12/13/2023	\$ 550,000.00	\$ 226,488.30	\$ 23,572.22	\$ 250,060.52	\$ 299,939.48
10193	South West Pump and Drilling, Inc	Drill Well Nos 1A & 2A	Ongoing	10/11/2023	\$ 4,230,000.00	\$ 2,138,490.96	\$ 256,529.91	\$ 2,395,020.87	\$ 1,834,979.13
11222	Ludwig Engineering Associates, Inc.	Design and Engineering Services for the 2023 Water Pipelines Projects (P-2750-0056, P-2750-0091 and P-2750-0095)	Completed	7/27/2023	\$ 115,269.00	\$ 115,224.00	\$ -	\$ 115,224.00	\$ 45.00
11194	Dudek	District Well Feasibility and Siting Study	Ongoing	3/23/2023	\$ 79,970.00	\$ 56,962.50	\$ -	\$ 56,962.50	\$ 23,007.50
10266	Cozad & Fox	B Line Replacement Pipeline Project Engineering Services	Completed	11/9/2022	\$ 132,000.00	\$ 130,327.00	\$ -	\$ 130,327.00	\$ 1,673.00
11153	CASC Engineering & Consulting, Inc.	On-Call Land Surveying Services	On call/as needed	7/28/2022		\$ 25,360.10	\$ -	\$ 25,360.10	\$ (25,360.10)
10266	Cozad & Fox	On-Call Land Surveying Services	On call/as needed	7/28/2022		\$ -	\$ -	\$ -	\$ -
10911	Prizm Group	On-Call Land Surveying Services	On call/as needed	7/28/2022		\$ 9,516.25	\$ -	\$ 9,516.25	\$ (9,516.25)
11098	Harper and Associates Engineering	2022/2023 Water Storage Tank Recoating, Painting, and Rehabilitation	Ongoing	6/23/2022	\$ 198,000.00	\$ 19,870.00	\$ -	\$ 19,870.00	\$ 178,130.00
10266	Cozad & Fox	2020-2021 Replacement Pipeline Project Engineering Services	Ongoing	6/24/2021	\$ 188,000.00	\$ 179,721.25	\$ -	\$ 179,721.25	\$ 8,278.75
10668	Thomas Harder & Co.	Engineering Svcs - Well Nos. 1A and 2A	Ongoing	10/11/2017, with additional funding on 09/18/2024	\$ 371,400.00	\$ 229,059.72	\$ 25,338.26	\$ 254,397.98	\$ 117,002.02
10266	Cozad & Fox	Engineering Svcs - Noble Tank and Pipeline	Ongoing	11/8/2017	\$ 234,100.00	\$ 245,513.60	\$ -	\$ 245,513.60	\$ (11,413.60)
TOTAL CONTRACT COSTS REMAINING					\$ 19,797,592.50			\$ 6,804,413.46	\$ 12,993,179.04

Beaumont-Cherry Valley Water District
2026 Year to Date Title Report Requests

Item 11

Date	Property/APN	Cost	Reason for Inquiry
2/11/2026	APN 401-190-047	\$750.00	9101 Avenida Miravilla - Easement rights clarification



**Beaumont-Cherry Valley Water District
Finance and Audit Committee Meeting
May 7, 2026**

Item 12

STAFF REPORT

TO: Finance and Audit Committee
FROM: Finance and Administration Department
SUBJECT: Quarterly Report: Grant Activity

Staff Recommendation

Approve the Grant Activity Quarterly Update to move forward to the Reports section of the agenda for the next Board of Directors meeting or direct staff as desired.

Executive Summary

The Board of Directors has directed District staff to pursue grant funding opportunities from all sources and using various resources, including District staff and contracted grant writing services. Tables 1 through 4 reflect the grant activity until March 31, 2026 for the Finance and Audit Committee to preview before being submitted to the Board of Directors to receive and file.

Background

At the October 25, 2018, Engineering Workshop, the Board of Directors approved a contract with Townsend Public Affairs, Inc. (Townsend) for grant writing services. District staff worked with Townsend for three years evaluating grant eligibility requirements, submitting applications for grant funding, providing legislative updates related to COVID-19 during the pandemic, and lobbying for additional funding opportunities in the State and Federal budget. After the contract ended, at the October 28, 2021, Regular Board meeting, the Board of Directors instructed staff to implement the RFP process to attain a grant writing consultant.

At the District's April 13, 2022, Regular Board meeting, the Board of Directors authorized the General Manager to enter into a contract with Townsend for grant writing services. The approval was for an initial one-year agreement with three optional one-year extensions based on annual Board approval. The agreement ended April 30, 2025.

Table 1, Summary of received funding and/or grant agreements (attached), summarizes the awarded funding and/or agreements related to efforts made by Townsend and District staff.

Attachments

1. Table 1 – Summary of received funding and/or grant agreements

Staff Report prepared by William Clayton, Finance Manager

TABLE 1 - Summary of received funding and/or grant agreements

	Funding Program	Procured by	Project	Award	Estimated Original Project Cost	Project Timeframe	Summary	3/31/2026
1	American Rescue Plan Act (ARPA) funding through the County of Riverside	General Manager May 2022	24" 3040 Pressure Zone Cherry Avenue/International Park Road Transmission Pipeline	\$ 1,784,219	\$ 5,163,000	May 2022-December 2025	24" diameter pipeline to increase the capacity of the water and transmission system.	Completed (December 2025)
2	American Rescue Plan Act (ARPA) funding through the County of Riverside	General Manager May 2022	"B" Line Upper Edgar Transmission Pipeline and Facilities Project	\$ 798,681	\$ 2,104,900	May 2022-August 2025	Replaces a 10" diameter pipeline with frequent leaks.	Completed (September 2025)
3	California Water and Wastewater Arrearage Payment Program, funded by the State Water Resources Control Board using federal ARPA funds	Finance/ Customer Service Staff - February 2024	Outstanding Utility Billing charges from March 3, 2020 to December 31, 2022	\$ 1,548	None to District	2020-2022	Provided funds for 10 residential and commercial customers with arrearages during the COVID-19 pandemic relief period from March 3, 2020, to December 31, 2022.	Completed (July 2024)
4	County of Riverside: Low-Income Household Water Assistance Program (LIHWAP)	Finance Staff April 2022	Outstanding Utility Billing charges (general application)	Total of \$46,698.48 awarded; applied to 150 accounts	None to District	July 2022-March 2024	Provided qualifying low-income residents one-time payment of up to \$2,000 toward their utility bill.	Completed (June 2024)
5	BOR WaterSMART: Water and Energy Efficiency Grant for Fiscal Years 2020 and 2021	Townsend Public Affairs February 2022	Automatic Meter Read/Advanced Metering Infrastructure Deployment Program (AMR/AMI)	\$1.5 million; cost-sharing grant of at least 50%	\$ 4,109,425	September 2019 – April 2024	Implementation of conversion from manual to radio read meters, and infrastructure investments for electronic reading	Completed (April 2024)

Table 1 - Summary of received funding and/or grant agreements

BC

04.30.2026

Table 1- List of grants (2026-Q1)

	Funding Program	Procured by	Project	Award	Estimated Original Project Cost	Project Timeframe	Summary	3/31/2026
6	County of Riverside: Lift to Rise	Finance Staff May 2021	Outstanding Utility Billing charges (general application)	Total of \$16,574.79 awarded; applied to 23 accounts	None to District	May 2021-August 2022	Emergency rental assistance, including utilities, for past due balances.	Completed (November 2022)
7	JPIA Risk Control Program	Operations staff March 2021	Communication Upgrade Project (general application)	\$ 10,000	\$ 32,618	2021- 2022	For the purchase of handheld radios deployed to all field staff, HR, management, and the District's main office.	Completed (May 2022)
8	California Water and Wastewater Arrearage Payment Program, funded by the State Water Resources Control Board using federal ARPA funds	Finance Staff December 2021	Outstanding Utility Billing charges from March 3, 2020 to December 31, 2021	\$ 165,761	\$ 123,244	2020-2022	Provided funds for community water systems that have accrued residential and commercial customer arrearages during the COVID-19 pandemic relief period from March 3, 2020, to June 15, 2021.	Completed (April 2022)

Table 1 - Summary of received funding and/or grant agreements

BC

04.30.2026

Table 1- List of grants (2026-Q1)