



BEAUMONT-CHERRY VALLEY WATER DISTRICT
560 Magnolia Avenue, Beaumont, CA 92223

**NOTICE AND AGENDA
MEETING OF THE FINANCE AND AUDIT COMMITTEE
of the Board of Directors**

*This meeting is hereby noticed pursuant to
California Government Code Section 54950 et. seq.*

Thursday, March 6, 2025 – 3:00 p.m.
560 Magnolia Avenue, Beaumont, CA 92223

TELECONFERENCE NOTICE

*The BCVWD F&A Committee members will attend in person
at the BCVWD Administrative Office.*

*The meeting is available to the public via Zoom video teleconference
To access the Zoom conference, use the link below:*

<https://us02web.zoom.us/j/81357113079?pwd=QTZYV2RZTVBNQ1lqQ2FkTEpXNFdUUT09>

To telephone in, please dial: (669) 900-9128
Enter Meeting ID: 813 5711 3079
Enter Passcode: 346756

*For Public Comment, use the “Raise Hand” feature if on the video call when
prompted. If dialing in, please dial *9 to “Raise Hand” when prompted*

*BCVWD provides remote attendance options primarily as a matter of
convenience to the public. Unless a Board member is attending
remotely pursuant to provisions of GC 54953 et. seq., BCVWD will not
stop or suspend its in-person public meeting should a technological
interruption occur with respect to the Zoom teleconference or call-in
line listed on the agenda. Members of the public are encouraged to
attend BCVWD meetings in person at the above address, or remotely
using the options listed.*

*Meeting materials will be available on the BCVWD’s website:
<https://bcvwd.gov/document-category/fa-committee-agendas/>*

FINANCE & AUDIT COMMITTEE MEETING – MARCH 6, 2025

CALL TO ORDER

ROLL CALL

	David Hoffman, Chair
	Lona Williams

	John Covington (alternate)
--	-----------------------------------

PUBLIC COMMENT

PUBLIC COMMENT: RAISE HAND OR PRESS *9 for Public Comment or to request to speak when prompted. At this time, any person may address the Finance and Audit Committee on matters within its jurisdiction which are not on the agenda. However, any non-agenda matters that require action will be referred to staff for a report and possible action at a subsequent meeting. Please limit your comments to three minutes. Sharing or passing time to another speaker is not permitted.

ACTION ITEMS

- 1. Adjustments to the Agenda:** In accordance with Government Code Section 54954.2, additions to the agenda require a 2/3 vote of the legislative body, or if less than 2/3 of the members are present, a unanimous vote of those members present, which makes the determination that there is a need to take action, and the need to take action arose after the posting of the agenda.
 - a. Item(s) to be removed or continued from the Agenda
 - b. Emergency Item(s) to be added to the Agenda
 - c. Changes to the order of the agenda
- 2. Review and Acceptance of the Minutes of the Finance and Audit Committee**
Minutes may be accepted by consensus
 - a. February 6, 2025 Regular Meeting (pages 5 - 8)
- 3. Receive and File the Check Register for the Month of January 2025** (pages 9 - 25)
- 4. Financial Reports/Recommendations**
The Financial Reports may be accepted and recommended to be presented to the full Board with one vote
 - a. Review of the January 2025 Budget Variance Reports (pages 26 - 37)
 - b. Review of the January 31, 2025 Cash and Investment Balance Report (pages 38 – 64)
 - c. Review of Check Register for the Month of February 2025 (pages 65 - 86)
 - d. Review of February 2025 Invoices Pending Approval (pages 87 - 90)
- 5. Expense and Per Diem Compensation Claims Submitted for Approval** (pages 91 - 109)

6. **Report on Director Event Attendance** (page 110)
7. **BCVWD Fiscal Year 2024 Operating Budget Carryovers** (pages 111 - 112)
8. **Quarterly Report: Analysis of Electric Cost to Pump Groundwater in Fiscal Year 2024** (pages 113 - 118)
9. **Quarterly Report: Review of District Contract Expenditures in Fiscal Year 2024** (pages 119 - 122)
10. **Quarterly Report: Title Report Requests in Fiscal Year 2024** (page 123)
11. **Quarterly Report: Grants** (pages 124 - 126)
12. **Policy Tracking Matrix Progress Dashboard** (pages 127 - 131)

ANNOUNCEMENTS

- Regular Board Meeting: Wednesday, Mar. 12 at 6 p.m.
- Personnel Committee: Tuesday, Mar. 18 at 5:30 p.m.
- San Geronio Pass Regional Water Alliance: Wednesday, Mar. 26 at 5 p.m.
- Engineering Workshop: Thursday, Mar. 27 at 6 p.m.
- Beaumont Basin Watermaster Committee: Wednesday, Apr. 2 at 11 a.m.
- Finance & Audit Committee meeting: Thursday, Apr. 3 at 3:00 p.m.

ADJOURNMENT

AVAILABILITY OF AGENDA MATERIALS - Agenda exhibits and other writings that are disclosable public records distributed to all or a majority of the members of the Beaumont-Cherry Valley Water District Finance and Audit Committee in connection with a matter subject to discussion or consideration at a meeting of the Finance and Audit Committee are available for public inspection in the District's office, at 560 Magnolia Avenue, Beaumont, California ("District Office") during business hours, Monday through Thursday from 7:30 a.m. to 5 p.m. If such writings are distributed to members of the Board less than 72 hours prior to the meeting, they will be available from the District Office at the same time or within 24 hours' time as they are distributed to all or a majority of the Board of Directors, except that if such writings are distributed one hour prior to, or during the meeting, they can be made available in the Board Room at the District Office. Materials may also be available on the District's website: www.bcvwd.gov.

REVISIONS TO THE AGENDA - In accordance with §54954.2(a) of the Government Code (Brown Act), revisions to this Agenda may be made up to 72 hours before the Finance and Audit Committee Meeting, if necessary, after mailings are completed. Interested persons wishing to receive a copy of the set Agenda may pick one up at the District Office, located at 560 Magnolia Avenue, Beaumont, California, up to 72 hours prior to the Finance and Audit Committee Meeting.

REQUIREMENTS RE: DISABLED ACCESS - In accordance with Government Code §54954.2(a), requests for a disability related modification or accommodation, including auxiliary aids or services, in order to attend or participate in a meeting, should be made to the District Office, at least 48 hours in advance of the meeting to ensure availability of the requested service or accommodation. The District Office may be contacted by telephone at (951) 845-9581, email at info@bcvwd.gov or in writing at the Beaumont-Cherry Valley Water District, 560 Magnolia Avenue, Beaumont, California 92223.

CERTIFICATION OF POSTING

A copy of the foregoing notice was posted near the regular meeting place of the Finance and Audit Committee of the Beaumont-Cherry Valley Water District and to its website at least 72 hours in advance of the meeting (Government Code §54954.2(a)).



BEAUMONT-CHERRY VALLEY WATER DISTRICT
560 Magnolia Avenue, Beaumont, CA 92223

MINUTES OF THE FINANCE AND AUDIT COMMITTEE MEETING
Thursday, February 6, 2025 at 3:00 p.m.

CALL TO ORDER

Chair Hoffman called the meeting to order at 3:10 p.m.

Attendance

Directors present:	Director David Hoffman and Director Lona Williams
Directors absent:	None
Staff present:	General Manager Dan Jagers Director of Information Technology Robert Rasha Director of Finance and Administration Sylvia Molina Management Analyst II Melissa Elizondo Customer Service Supervisor Sandra Delgadillo Water Utility Superintendent Julian Herrera Management Analyst I Edith Garcia Finance Manager William Clayton Temporary Administrative Assistant Irene Gomez
Members of the public:	None

PUBLIC COMMENT: None.

ACTION ITEMS

- 1. Adjustments to the Agenda:** None.
- 2. Review and Acceptance of the Minutes of the Finance and Audit Committee**
 - a. January 2, 2025 Regular Meeting

The Committee accepted the minutes as presented by the following vote:

MOVED: Williams	SECONDED: Hoffman	APPROVED 2-0
AYES:	Hoffman, Williams	
NOES:	None	
ABSTAIN:	None	
ABSENT:	None	

3. Receive and file the Check Register for the Month of December 2024

The Committee received and filed the Check Register as presented by the following vote:

MOVED: Williams	SECONDED: Hoffman	APPROVED 2-0
AYES:	Hoffman, Williams	
NOES:	None	
ABSTAIN:	None	
ABSENT:	None	

4. Financial Reports/Recommendations

- a. Review of the December 2024 Budget Variance Reports
- b. Review of the December 31, 2024 Cash and Investment Balance Report
- c. Review of Check Register for the Month of January 2025
- d. Review of January 2025 Invoices Pending Approval

Staff highlighted and/or responded to committee inquiries about the following items:

- *Additional American Rescue Plan Act (ARPA) grant funds were billed, and a check was received this week. The second part is forthcoming. All was reported in December.*
- *Interest income budgeted was exceeded by 50 percent*
- *Realized gains and rate of return were reviewed and discussed*
- *The rate of return on investments continues to exceed the benchmark*
- *Expenditure to Southwest Plumbing for construction of Well 1A. The project is ongoing.*
- *The landscaping contract with Universal Green is going well*
- *Lien fees from the Riverside County Assessor are billed back to the customer*
- *The Title 22 Water system annual fee is paid to the State Water Resources Control Board to certify the system meets standards*
- *Expenditure on miniature eye bolts*
- *CV Strategies payment*
- *Active Assailant Training scheduled on February 20*
- *Thomas Harder & Co. Consulting bills by work order for work done and is tracked by job*

The Committee recommended presenting the financial reports item 4a to the Board of Directors for approval by the following vote:

MOVED: Hoffman	SECONDED: Williams	APPROVED 2-0
AYES:	Hoffman, Williams	
NOES:	None	
ABSTAIN:	None	
ABSENT:	None	

The Committee recommended presenting the financial reports item 4b to the Board of Directors for approval by the following vote:

MOVED: Williams	SECONDED: Hoffman	APPROVED 2-0
AYES:	Hoffman, Williams	
NOES:	None	
ABSTAIN:	None	
ABSENT:	None	

The Committee recommended presenting the financial reports item 4c to the Board of Directors for approval by the following vote:

MOVED: Williams	SECONDED: Hoffman	APPROVED 2-0
AYES:	Hoffman, Williams	
NOES:	None	
ABSTAIN:	None	
ABSENT:	None	

The Committee recommended presenting the financial reports item 4d to the Board of Directors for approval by the following vote:

MOVED: Hoffman	SECONDED: Williams	APPROVED 2-0
AYES:	Hoffman, Williams	
NOES:	None	
ABSTAIN:	None	
ABSENT:	None	

5. Expense and Per Diem Compensation Claims Submitted for Approval

The Committee reviewed the Expense and Per Diem Compensation Claims. The claims were approved by the following vote:

MOVED: Williams	SECONDED: Hoffman	APPROVED 2-0
AYES:	Hoffman, Williams	
NOES:	None	
ABSTAIN:	None	
ABSENT:	None	

6. Report on Director Event Attendance

Mr. Jagers reviewed the list of Director RSVPs for various events. He requested the Committee members review the Upcoming Events staff report and be prepared to indicate their interest in event attendance at the Board meeting. If there are other events that directors would like to see, those can be presented at the Board meeting. Ms. Molina added that the goal of this report coming to the F&A Committee is to review costs before events go to the full Board.

The Committee received and filed the Report on Director Event Attendance by the following vote:

MOVED: Williams	SECONDED: Hoffman	APPROVED 2-0
AYES:	Hoffman, Williams	
NOES:	None	
ABSTAIN:	None	
ABSENT:	None	

7. Policy Tracking Matrix Progress Dashboard Review

Ms. Molina indicated that policy review is a third complete. Policies related to Finance will come to the F&A Committee for review.

The Committee acknowledged the five policies to come before the Committee at subsequent meetings by the following vote:

MOVED: Williams	SECONDED: Hoffman	APPROVED 2-0
AYES:	Hoffman, Williams	
NOES:	None	
ABSTAIN:	None	
ABSENT:	None	

ANNOUNCEMENTS

Chair Hoffman pointed out the following announcements:

- Regular Board Meeting: Wednesday, Feb. 12 at 6:00 p.m.
- District Offices closed Monday, Feb. 17 in observance of Presidents Day
- Personnel Committee: Tuesday, Feb. 18 at 5:30 p.m.
- Engineering Workshop: Thursday, Feb. 27 at 6:00 p.m.
- Beaumont Basin Watermaster Committee: Wednesday, Mar. 5 at 11 a.m.
- Collaborative Agencies Committee: Wednesday, Mar. 5 at 5 p.m.
- Finance & Audit Committee meeting: Thursday, Mar. 6 at 3:00 p.m.

ADJOURNMENT: 3:49 P.M.

DRAFT UNTIL APPROVED

David Hoffman, Chairman
to the Finance and Audit Committee of the Beaumont-Cherry Valley Water District

Accounts Payable

Checks by Date - Detail by Check Date

User: wclayton
 Printed: 1/30/2025 4:10 PM

Beaumont-Cherry Valley Water District

560 Magnolia Avenue
 Beaumont California 92223
 (951) 845-9581
<https://bcvwd.gov>



Check No	Vendor No Invoice No	Vendor Name Description	Check Date Reference	Check Amount
ACH	11152 828249	Sterling Health Services, Inc 2025 FSA Deposit	01/02/2025	1,654.17
Total for this ACH Check for Vendor 11152:				1,654.17
ACH	11152 835235 835235	Sterling Health Services, Inc PR Batch 00002.01.2025 Flexible Spending Account (PT) PR Batch 00002.01.2025 Dependant Care Account	01/02/2025	627.09 208.33
Total for this ACH Check for Vendor 11152:				835.42
ACH	10030 700359906319Dec 700359906319Dec 700359906319Dec	Southern California Edison Electricity 11/21/24 to 12/19/24 - 13697 Oak Glen Rd Electricity 11/21/24 to 12/19/24 - 12303 Oak Glen Rd Electricity 11/21/24 to 12/19/24 - 13695 Oak Glen Rd	01/02/2025	218.86 16.81 99.21
Total for this ACH Check for Vendor 10030:				334.88
ACH	10031 6019826931	Staples Business Advantage Office Supplies	01/02/2025	513.43
Total for this ACH Check for Vendor 10031:				513.43
ACH	10037 2497063-2371-7 2497063-2371-7 2497063-2371-7 2497069-2371-4 2497069-2371-4 2497069-2371-4 2497069-2371-4	Waste Management Of Inland Empire Recycling Dumpster Charges - 815 E 12th Jan 2025 Yard Dumpsters - 815 E 12th Jan 2025 Organics Cart Charges - 815 E 12th Jan 2025 Monthly Sanitation - 560 Magnolia Jan 2025 Overage Service Charges - 560 Magnolia Jan 2025 Contamination Charges - 560 Magnolia Jan 2025 Recycling Dumpster Charges - 560 Magnolia Jan 2025	01/02/2025	109.77 362.43 61.31 133.30 77.82 78.74 109.77
Total for this ACH Check for Vendor 10037:				933.14
ACH	10098 IN1027034 IN1027061 IN1027094 IN1027166 IN1027221 IN1027261 IN1027305 IN1027312 IN1027434 IN1027511	County of Riverside Dept of Environmental Health Annual Env Health Level II Permit - Well 29 Annual Env Health Level II Permit - Well 4A Annual Env Health Level II Permit - Well 16 Annual Env Health Level II Permit - Well 25 Annual Env Health Level II Permit - Well 23 Annual Env Health Level II Permit - Well 1 Annual Env Health Level II Permit - Highland Springs Reservoir Annual Env Health Level II Permit - Well 24 Annual Env Health Level II Permit - Well 26 Annual Env Health Level II Permit - 560 Magnolia Ave	01/02/2025	1,283.00 987.00 987.00 1,283.00 987.00 1,810.00 656.00 656.00 1,283.00 656.00
Total for this ACH Check for Vendor 10098:				10,588.00
ACH	10138 HW201 Dec 2024	ARCO Business Solutions ARCO Fuel Charges 12/24-12/30/2024	01/02/2025	1,331.93
Total for this ACH Check for Vendor 10138:				1,331.93
ACH	10147 1297072	Online Information Services, Inc 141 Credit Reports for Nov 2024	01/02/2025	447.36
Total for this ACH Check for Vendor 10147:				447.36

Check No	Vendor No Invoice No	Vendor Name Description	Check Date Reference	Check Amount
ACH	10350 223644 223845 223865	NAPA Auto Parts Battery - Unit 44 Oil - Unit 51 Wiper Blades - Unit 36	01/02/2025	201.33 30.45 51.70
Total for this ACH Check for Vendor 10350:				283.48
ACH	10743 22746	Townsend Public Affairs, Inc Consulting Services - Jan 2025	01/02/2025	5,000.00
Total for this ACH Check for Vendor 10743:				5,000.00
2289	11155 2025-01	CICCS PR Batch 00002.01.2025 Emp Assistance Program	01/02/2025	96.53
Total for Check Number 2289:				96.53
2290	10387 PP01 2025	Franchise Tax Board PR Batch 00002.01.2025 Garnishment FTB	01/02/2025	62.20
Total for Check Number 2290:				62.20
15912	10144 LYUM1855630	Alsco Inc Cleaning Mats/Air Fresheners 560 Magnolia Dec 2024	01/02/2025	48.45
Total for Check Number 15912:				48.45
15913	10420 1GPK-TY39-3K7Y	Amazon Capital Services, Inc. Containers for Geo Physical Samples	01/02/2025	105.58
Total for Check Number 15913:				105.58
15914	10855 1686488 1687163	Badger Meter, Inc M55 1" HRE8 Encoder Register Only M35 3/4" HRE8 Encoder Register Only	01/02/2025	5,564.21 5,564.21
Total for Check Number 15914:				11,128.42
15915	10929 1447	Brent Billingsley (ICS) (120) 60lb Buckets of Accu-Tab Chlorine Tablets	01/02/2025	23,688.00
Total for Check Number 15915:				23,688.00
15916	11161 INV00433811 INV00433813 INV00433814	Boot Barn Holdings Boot Voucher Reimbursement - T Lamont Boot Voucher Reimbursement - J Haggin Boot Voucher Reimbursement - G McAnally	01/02/2025	200.00 190.99 200.00
Total for Check Number 15916:				590.99
15917	10774 0592066 0592069 0592071	Jesus Camacho (25) Truck Washes - Oct 2024 (25) Truck Washes - Oct 2024 (25) Truck Washes - Oct 2024	01/02/2025	310.00 310.00 310.00
Total for Check Number 15917:				930.00
15918	10614 48805 48805	Cherry Valley Automotive Oil/Filter - Unit 48/OD 13,660 Labor - Oil/Filter - Unit 48/OD 13,660	01/02/2025	72.95 40.00
Total for Check Number 15918:				112.95

Check No	Vendor No Invoice No	Vendor Name Description	Check Date Reference	Check Amount
15919	11228 201 201 201	D I Ready Cleaning Service, Inc Jan 2025 Janitorial Services for 560 Magnolia Jan 2025 Janitorial Services for 851 E 6th St Jan 2025 Janitorial Services for 815 E 12th	01/02/2025	1,028.00 288.00 534.00
Total for Check Number 15919:				1,850.00
15920	10244 023466000	Fiserv Inc Customer Returned Check Reimbursement	01/02/2025	19.90
Total for Check Number 15920:				19.90
15921	10398 275775 275775 275776	Infosend, Inc Nov 2024 Processing Charges for Utility Billing Nov 2024 Supply Charges for Utility Billing Nov 2024 Postage Charges for Utility Billing	01/02/2025	1,025.59 666.22 5,955.53
Total for Check Number 15921:				7,647.34
15922	10496 S-102539	John Borden Heating & Air Conditioning Install Mini Split Compressor - 560 Magnolia Ave	01/02/2025	9,692.00
Total for Check Number 15922:				9,692.00
15923	11100 13624693	Loomis Armored US, LLC Armored Truck Service - Dec 2024	01/02/2025	316.44
Total for Check Number 15923:				316.44
15924	10193 3 3	South West Pump & Drilling, Inc Construction of Well 1A Retention - Construction of Well 1A	01/02/2025	221,500.00 -11,075.00
Total for Check Number 15924:				210,425.00
15925	10882 0258440 0258440 0258440	TT Technologies Labor - Bore Machine Maintenance Parts - Bore Machine Maintenance Frt In / Frt Out	01/02/2025	278.00 2,665.91 30.00
Total for Check Number 15925:				2,973.91
15926	11276 74	Universal Green, LLC Landscape Contract Services - Dec 2024	01/02/2025	5,040.00
Total for Check Number 15926:				5,040.00
Total for 1/2/2025:				296,649.52
ACH	10042 07132135000Dec	Southern California Gas Company Monthly Gas Charges 11/26-12/27/2024	01/09/2025	15.29
Total for this ACH Check for Vendor 10042:				15.29
ACH	10138 HW201 Jan 2025	ARCO Business Solutions ARCO Fuel Charges 12/31/2024-01/06/2025	01/09/2025	1,256.58
Total for this ACH Check for Vendor 10138:				1,256.58
ACH	10284 1220240063 1220240063	Underground Service Alert of Southern California 79 New Ticket Charges Dec 2024 Monthly Maintenance Fee	01/09/2025	146.15 10.00
Total for this ACH Check for Vendor 10284:				156.15

Check No	Vendor No Invoice No	Vendor Name Description	Check Date Reference	Check Amount
ACH	10709	Core & Main LP	01/09/2025	
	V194352	Meter Box Concrete 1 PC Cover #37		45.08
	V869654	06 Hydrant BO EXT 24 - 6 Hole		3,232.50
	V869654	06 Hydrant BO EXT 12 - 6 Hole		1,364.37
	V869654	06 Hydrant BO EXT 18 - 6 Hole		2,616.82
	V869654	06 Hydrant BO EXT 06 - 6 Hole		303.66
	W080512	Copper Tubing 1		1,993.81
	W080512	Plug Galv 2		59.27
	W080512	CORP Stop 2 CTS COMP		1,339.37
	W080512	Full Circle 400 - 425 X 07		1,386.52
	W080512	CORP Stop 2 MIP		1,266.93
	W080512	Gate Valve Brass 2		2,541.82
	W080579	White Upside Down Paint		2,042.94
	W080579	Blue Upside Down Paint		2,042.94
	W080579	Full Circle 660 - 700 X 07		170.44
	W080579	06 Bury 48 FLG - 6 Hole		1,547.29
	W080579	Flex 511 Coupling 1		141.63
	W080579	Coupling Brass 1		5,286.22
	W080579	Nipple Brass 1 X 06		3,493.25
	W172985	Copper Tubing 1		1,329.20
	W172985	CORP Stop 2 MIP		316.73
	W172990	06 Hydrant BO EXT 06 - 6 Hole		1,214.65
	W172990	06 Hydrant BO EXT 12 - 6 Hole		909.58
	W174020	Flex 511 Coupling 1		1,628.70
	W174020	Full Circle 660 - 700 X 07		681.76
Total for this ACH Check for Vendor 10709:				36,955.48
ACH	11202	Orange County Winwater Works	01/09/2025	
	168119.01	Repair Clamp 3.95-4.20		2,206.72
	168119.01	5-10' Valve Wrench		536.24
	168119.01	Hex Digging Bar		540.02
	168119.01	Meter Coupling 1 X 2-1/2 (or 2 5/8 or 2.63)		4,288.45
	168247.01	12" DI Domestic Tee Flag		5,367.59
Total for this ACH Check for Vendor 11202:				12,939.02
ACH	10894	Liberty Dental Plan	01/09/2025	
	0001775808	Liberty Dental - Jan 2025		326.41
Total for this ACH Check for Vendor 10894:				326.41
ACH	10901	Ameritas Life Insurance Corp.	01/09/2025	
	229316	Ameritas Dental Jan 2025		2,293.16
	57312	Ameritas Vision Jan 2025		573.12
Total for this ACH Check for Vendor 10901:				2,866.28
ACH	10902	Colonial Life	01/09/2025	
	53743681213621	Col Life Premiums Dec 2024		5,389.96
Total for this ACH Check for Vendor 10902:				5,389.96
ACH	10903	The Lincoln National Life Insurance Company	01/09/2025	
	4781364431	Life & ADD EE/ER Insurance Jan 2025		746.78
Total for this ACH Check for Vendor 10903:				746.78
ACH	10288	CalPERS Health Fiscal Services Division	01/09/2025	
	160609946	Active Employees Health Ins Jan 2025		81,125.53
	160609946	Retired Employees Health Ins Jan 2025		2,239.08
	160609946	Admin Fee for Health Ins Jan 2025		194.70
	160609946	Admin Fee for Retired Emp Health Ins Jan 2025		14.20
	160609951	Active Non CalPers Member Health Ins Jan 2025		2,408.95
	160609951	Admin Fee Non CalPers Member Health Ins Jan 2025		5.78
Total for this ACH Check for Vendor 10288:				85,988.24

Check No	Vendor No Invoice No	Vendor Name Description	Check Date Reference	Check Amount
ACH	10085 1002809138 1002809138 1002809138 1002809138 1002809138 1002809138	CalPERS Retirement System PR Batch 00002.01.2025 CalPERS ER PEPRA PR Batch 00002.01.2025 CalPERS ER Paid Classic PR Batch 00002.01.2025 CalPERS 7% EE Deduction PR Batch 00002.01.2025 CalPERS 8% EE Paid PR Batch 00002.01.2025 CalPERS 1% ER Paid PR Batch 00002.01.2025 CalPERS 8% ER Paid PR Batch 00002.01.2025 CalPERS 8.25% EE PEPRA	01/09/2025	6,897.08 10,389.88 1,192.63 2,199.29 170.37 1,155.01 6,593.39
Total for this ACH Check for Vendor 10085:				28,597.65
ACH	10087 0-245-316-240 0-245-316-240	EDD PR Batch 00002.01.2025 State Income Tax PR Batch 00002.01.2025 CA SDI	01/09/2025	6,854.50 1,939.91
Total for this ACH Check for Vendor 10087:				8,794.41
ACH	10094 270540293395000 270540293395000 270540293395000 270540293395000 270540293395000	U.S. Treasury PR Batch 00002.01.2025 Federal Income Tax PR Batch 00002.01.2025 Medicare Employer Portion PR Batch 00002.01.2025 Medicare Employee Portion PR Batch 00002.01.2025 FICA Employer Portion PR Batch 00002.01.2025 FICA Employee Portion	01/09/2025	16,792.91 3,656.10 2,503.33 7,743.36 7,743.36
Total for this ACH Check for Vendor 10094:				38,439.06
ACH	10141 50877599	Ca State Disbursement Unit PR Batch 00002.01.2025 Garnishment	01/09/2025	379.84
Total for this ACH Check for Vendor 10141:				379.84
ACH	10203 VB1450PP01 2025	Voya Financial PR Batch 00002.01.2025 Deferred Comp	01/09/2025	450.00
Total for this ACH Check for Vendor 10203:				450.00
ACH	10264 1002809185 1002809185 1002809185	CalPERs Supplemental Income Plans PR Batch 00002.01.2025 Loan Repayment PR Batch 00002.01.2025 ROTH-Post-Tax PR Batch 00002.01.2025 CalPERS 457	01/09/2025	117.15 475.00 2,209.51
Total for this ACH Check for Vendor 10264:				2,801.66
ACH	10984 1735678457426	MidAmerica Administrative & Retirement Solutions PR Batch 00002.01.2025 401(a) Deferred Comp	01/09/2025	1,176.28
Total for this ACH Check for Vendor 10984:				1,176.28
15927	UB*05526 01092025	Guadalupe Candelas Reissue - Refund Check	01/09/2025	80.86
Total for Check Number 15927:				80.86
15928	UB*05720	Hamel Contracting Inc Refund Check	01/09/2025	2,481.33
Total for Check Number 15928:				2,481.33
15929	UB*05719	Sara Lewis Refund Check Refund Check Refund Check Refund Check	01/09/2025	2.54 76.58 4.36 5.33
Total for Check Number 15929:				88.81

Check No	Vendor No Invoice No	Vendor Name Description	Check Date Reference	Check Amount
15930	UB*05709	NPG Asphalt Refund Check	01/09/2025	126.20
Total for Check Number 15930:				126.20
15931	UB*05614 01092025	Marvin Stone Refund Check	01/09/2025	52.77
Total for Check Number 15931:				52.77
15932	10792 01092025	A-1 Financial Services February 2025 Rent - 851 E. 6th St Eng Office	01/09/2025	2,896.00
Total for Check Number 15932:				2,896.00
15933	10001 12312024 12312024 12312024	Action True Value Hardware General Supplies Maint & Repair - 560 Magnolia Ave Supplies Maint & Repair - General Building Supplies	01/09/2025	10.75 34.47 41.60
Total for Check Number 15933:				86.82
15934	10718 13048 13048 13048 13048	Airwave Communication ENT Handheld Digital Radio Programming Handheld Digital Radio/Battery/Antenna/Charger/Warranty Shipping & Handling Handheld Digital Radio Software License	01/09/2025	50.00 4,025.82 42.00 350.19
Total for Check Number 15934:				4,468.01
15935	10144 LYUM1855631	Alsco Inc Cleaning Mats/Shop Towels 12th/Palm Dec 2024	01/09/2025	37.30
Total for Check Number 15935:				37.30
15936	10420 16PL-W69H-3WYD 1HK4-R39Q-GH97 1HK4-R39Q-GH97 1WX6-13GF-R4FQ 1WX6-13GF-RYXN 1WX6-13GF-RYXN 1X3C-GPGV-T7PM	Amazon Capital Services, Inc. Office Supplies White Board - 815 E 12th St Lockout Tagout Safety Signs & Tape - 560 Magnolia Ave 4 Field Staff - Shoe Scrubber 5 Lockout Tagout Kits Calendar & Door Hangers	01/09/2025	63.86 67.98 137.90 236.27 103.44 513.91 44.54
Total for Check Number 15936:				1,167.90
15937	10271 12312024 12312024 12312024 12312024 12312024 12312024 12312024 12312024 12312024 12312024 12312024 12312024 12312024 12312024	Beaumont Ace Home Center Maint & Repair - Pumping Equip Supplies Maint & Repair - 851 E 6th St Supplies Production Small Tools Supplies Landscape Maint Supplies Maint & Repair - Pipeline & Hydrants Supplies Reservoir Maint Supplies Meter Maint & Service Supplies General Safety Supplies Maint & Repair - General Building Supplies Maint & Repair - 12th/Palm Supplies Well 25 - Maint & Repair - Pumping Equip Supplies General Supplies Well 25 - Maint & Repair - General Building Supplies Maint & Repair - 560 Magnolia Ave Supplies	01/09/2025	140.57 17.23 53.87 181.89 802.12 23.68 6.59 25.82 184.14 316.75 50.57 232.86 16.14 12.92
Total for Check Number 15937:				2,065.15

Check No	Vendor No Invoice No	Vendor Name Description	Check Date Reference	Check Amount
15938	11075	Bonafide Enterprises INC	01/09/2025	
	301370	Inspection & Repairs - Unit 21		1,128.63
	301370	Labor - Inspection & Repairs - Unit 21		1,131.00
	301371	Tail Light Repair		151.11
	301371	Labor - Tail Light Repair		435.00
Total for Check Number 15938:				2,845.74
15939	10822	Canon Financial Services, Inc	01/09/2025	
	36889705	Contract Charge - 12/01-12/31/2024 - 851 E 6th St		238.56
	36889707	Contract Charge - 12/01-12/31/2024 - 560 Magnolia		450.03
Total for Check Number 15939:				688.59
15940	10249	CDW Government LLC	01/09/2025	
	AB89Z4T	Annual Renewal - 2025 Cybersecurity		4,446.90
	AB8AN2K	Virus Protection Annual Renewal 02/23/2025-02/22/2026		6,382.90
Total for Check Number 15940:				10,829.80
15941	10614	Cherry Valley Automotive	01/09/2025	
	48947	Oil/Filter/Brake Pads - Unit 40/OD 52,352		799.56
	48947	Labor - Oil/Filter/Brake Pads - Unit 40/OD 52,352		478.92
Total for Check Number 15941:				1,278.48
15942	10360	Cutting Edge Supply	01/09/2025	
	057214	Cat Tooth Ripper		377.18
	057214	Cat Retainer		79.90
	057214	Cat Pin		37.01
	057215	Cat Penetration Tooth		93.10
	057215	Cat Solid Pin		13.92
	057215	Cat Retainer		26.98
	057216	H&L Standard Long Tooth		64.56
	057216	H&L Flex Pin		28.87
Total for Check Number 15942:				721.52
15943	10942	Diamond Environmental Services LP	01/09/2025	
	0005925781	Basin Handwash Station Rental - 39500 Brookside 01/06-02/02/25		155.65
Total for Check Number 15943:				155.65
15944	10600	Gaucho Pest Control Inc.	01/09/2025	
	01022025	NCR I Rodent Control Jan 2025		1,000.00
Total for Check Number 15944:				1,000.00
15945	10303	Grainger Inc	01/09/2025	
	9352233929	Utility Pump & Wheel Kit Steel Frame		1,305.28
Total for Check Number 15945:				1,305.28
15946	11066	Thomas Lamont	01/09/2025	
	1876-5244	Carpentry Studies Reimbursement - T LaMont		100.00
	1888-4189	Electrical Studies Reimbursement - T LaMont		100.00
Total for Check Number 15946:				200.00
15947	10143	Nobel Systems Inc	01/09/2025	
	16080	Water Audit Validation 2024		2,500.00
Total for Check Number 15947:				2,500.00

Check No	Vendor No Invoice No	Vendor Name Description	Check Date Reference	Check Amount
15948	11298 12312024 12312024	Andrew Powell Reimb - Water Distribution Grade D2 - A Powell Reimb - Water Treatment Operator Grade T1 - A Powell	01/09/2025	50.00 65.00
Total for Check Number 15948:				115.00
15949	10223 250910 250911	Richards, Watson & Gershon Legal Services Nov Board Approval 01/08/2024 Legal Services Nov Board Approval 01/08/2024	01/09/2025	7,390.00 896.71
Total for Check Number 15949:				8,286.71
15950	10171 24-364390 24-372658	Riverside Assessor - County Recorder Nov 2024 Lien Fees Dec 2024 Lien Fees	01/09/2025	20.00 20.00
Total for Check Number 15950:				40.00
15951	10527 64383343 64436478 64467406 64488918	Robert Half Talent Solutions Engineering Admin Temp - 11/25-11/28/2024 Engineering Admin Temp - 12/09-12/12/2024 Engineering Admin Temp - 12/16-12/19/2024 Engineering Admin Temp - 12/23-12/26/2024	01/09/2025	1,194.60 1,592.80 1,592.80 1,194.60
Total for Check Number 15951:				5,574.80
15952	11295 11302024	Melissa Rodriguez-Elizondo Mileage Reimbursement - M Rodriuez-Elizondo Nov 2024	01/09/2025	60.84
Total for Check Number 15952:				60.84
15953	10689 242398 242992 243330	Safety Compliance Company Safety Meeting - Silica - 11/19/2024 Safety Meeting - Ergonomics - 12/04/2024 Safety Meeting - Driving Safety - 12/17/2024	01/09/2025	250.00 250.00 250.00
Total for Check Number 15953:				750.00
15954	10170 01022025	Secretary of State Filing New Officers of the BCVWD Water Board 2025	01/09/2025	6.00
Total for Check Number 15954:				6.00
15955	11127 12312024	Cenica Smith Mileage Reimbursement - C Smith Dec 2024	01/09/2025	19.23
Total for Check Number 15955:				19.23
15956	11017 444403	SOLV- Business Solutions 2024 W2 Forms	01/09/2025	42.27
Total for Check Number 15956:				42.27
15957	10431 49821	Southern California West Coast Electric Cla-Val Troubleshooting - Well 25	01/09/2025	440.00
Total for Check Number 15957:				440.00
15958	10341 LW-1049482 LW-1049482	State Water Resources Control Board Title 22 Water System Annual Fee 7/01/2024-12/31/2024 Prepaid - Title 22 Water System Annual Fee 01/01/2025-06/30/2025	01/09/2025	45,223.84 45,223.84
Total for Check Number 15958:				90,447.68

Check No	Vendor No Invoice No	Vendor Name Description	Check Date Reference	Check Amount
15959	10424 472415	Top-Line Industrial Supply, LLC 2 Hoses - 12th & Palm Flush	01/09/2025	562.99
Total for Check Number 15959:				562.99
15960	10043 RI20463290	Trench Shoring 8 ft. X 12 ft. Traffic Plate Rental	01/09/2025	348.00
Total for Check Number 15960:				348.00
15961	10934 4123144	USAFact, Inc Pre-Employment Background Check	01/09/2025	89.54
Total for Check Number 15961:				89.54
15962	10421 2485670 2485670	Vulcan Materials Company Asphalt Temp - Service Line Asphalt Temp - Main Line	01/09/2025	1,352.74 1,352.75
Total for Check Number 15962:				2,705.49
15963	10651 42691	Weldors Supply and Steel, Inc Square Tubing - 12th & Palm Staircase Repair	01/09/2025	33.80
Total for Check Number 15963:				33.80
Total for 1/9/2025:				371,877.65
ACH	10031 6021011908 6021011910 6021011913 6021410296 6021410297 6021410299 6021410301 6021410303	Staples Business Advantage Office Supplies Credit - IT Office Supplies Office Supplies Office Supplies Office Supplies Office Supplies Production Office Supplies Operations Office Supplies	01/16/2025	18.85 -442.17 54.51 266.62 27.68 19.82 112.31 379.73
Total for this ACH Check for Vendor 10031:				437.35
ACH	10052 12312024 12312024 12312024 12312024 12312024 12312024 12312024 12312024 12312024 12312024 12312024 12312024 12312024 12312024	Home Depot Credit Services Meter Maint & Service Supplies Maint & Repair - General Building Supplies Landscape Maint Supplies General Safety Supplies Maint & Repair - 851 E 6th St Supplies Pending Refund - Finance Charge General Supplies Maint & Repair - 560 Magnolia Ave Supplies Production Small Tools Supplies Maint & Repair - Pipeline & Hydrants Supplies Small Tools, Parts & Maint Maint & Repair - 12th/Palm Supplies	01/16/2025	137.08 2,604.03 75.39 669.76 25.83 164.28 191.13 1,067.72 279.07 265.22 245.54 69.99
Total for this ACH Check for Vendor 10052:				5,795.04
ACH	10138 HW201 Jan 2025	ARCO Business Solutions ARCO Fuel Charges 01/07-01/13/2025	01/16/2025	2,087.05
Total for this ACH Check for Vendor 10138:				2,087.05
ACH	10147 1302069	Online Information Services, Inc 172 Credit Reports for Dec 2024	01/16/2025	548.07
Total for this ACH Check for Vendor 10147:				548.07

Check No	Vendor No Invoice No	Vendor Name Description	Check Date Reference	Check Amount
ACH	10350 222107 225016 225065 225183 225336	NAPA Auto Parts Boxed Minatures Tire - Airchuck Compressor Light Tower Battery Antifreeze - Well 6 Standby Motor Battery - Highland Springs Booster Station	01/16/2025	9.68 25.31 190.55 15.61 201.33
Total for this ACH Check for Vendor 10350:				442.48
ACH	10085 1002820163 1002820163 1002820163 1002820163 1002820163 1002820163 1002820163	CalPERS Retirement System PR Batch 00004.01.2025 CalPERS 1% ER Paid PR Batch 00004.01.2025 CalPERS 7% EE Deduction PR Batch 00004.01.2025 CalPERS 8.25% EE PEPRA PR Batch 00004.01.2025 CalPERS ER Paid Classic PR Batch 00004.01.2025 CalPERS 8% ER Paid PR Batch 00004.01.2025 CalPERS ER PEPRA PR Batch 00004.01.2025 CalPERS 8% EE Paid	01/16/2025	191.39 1,339.76 8,323.32 11,316.46 1,249.18 8,706.69 2,357.66
Total for this ACH Check for Vendor 10085:				33,484.46
ACH	10087 1-055-057-552 1-055-057-552	EDD PR Batch 00004.01.2025 State Income Tax PR Batch 00004.01.2025 CA SDI	01/16/2025	7,383.15 2,122.06
Total for this ACH Check for Vendor 10087:				9,505.21
ACH	10094 270541645904131 270541645904131 270541645904131 270541645904131 270541645904131 270541645904131 270541645904131 270541645904131	U.S. Treasury PR Batch 00004.01.2025 Medicare Employer Portion PR Batch 00004.01.2025 FICA Employer Portion PR Batch 00004.01.2025 Medicare Employee Portion Corr PR Batch 00004.01.2025 FICA Employee Portion PR Batch 00004.01.2025 FICA Employee Portion correcti PR Batch 00004.01.2025 FICA Employer Portion PR Batch 00004.01.2025 Federal Income Tax PR Batch 00004.01.2025 Medicare Employee Portion	01/16/2025	4,082.77 11,055.86 -124.15 11,055.86 1,655.49 2,290.00 18,929.43 2,585.65
Total for this ACH Check for Vendor 10094:				51,530.91
ACH	10141 51042036	Ca State Disbursement Unit PR Batch 00004.01.2025 Garnishment	01/16/2025	379.84
Total for this ACH Check for Vendor 10141:				379.84
ACH	10203 VB1450PP02 2025	Voya Financial PR Batch 00004.01.2025 Deferred Comp	01/16/2025	450.00
Total for this ACH Check for Vendor 10203:				450.00
ACH	10264 1002820184 1002820184 1002820184 1002820184	CalPERs Supplemental Income Plans PR Batch 00004.01.2025 ROTH-Post-Tax PR Batch 00004.01.2025 CalPERS 457 PR Batch 00004.01.2025 100% Contribution PR Batch 00004.01.2025 457 Loan Repayment	01/16/2025	475.00 2,209.51 273.72 117.15
Total for this ACH Check for Vendor 10264:				3,075.38
ACH	10984 1736965984035 1736965984035	MidAmerica Administrative & Retirement Solutions PR Batch 00004.01.2025 401(a) ER Paid-GM Contract PR Batch 00004.01.2025 401(a) Deferred Comp	01/16/2025	1,666.67 1,666.67
Total for this ACH Check for Vendor 10984:				3,333.34

Check No	Vendor No Invoice No	Vendor Name Description	Check Date Reference	Check Amount
ACH	11152 835598	Sterling Health Services, Inc PR Batch 00004.01.2025 Flexible Spending Account (PT)	01/16/2025	627.09
Total for this ACH Check for Vendor 11152:				627.09
ACH	11152 835904	Sterling Health Services, Inc PR Batch 00004.01.2025 Dependant Care Account	01/16/2025	208.33
Total for this ACH Check for Vendor 11152:				208.33
15964	10144 LYUM1858551	AlSCO Inc Cleaning Mats/Air Fresheners 560 Magnolia Jan 2025	01/16/2025	48.45
Total for Check Number 15964:				48.45
15965	10272 12312024 12312024 12312024 12312024 12312024 12312024 12312024 12312024 12312024 12312024	Babcock Laboratories Inc 6 Haloacetic Acid Samples 28 General Physical Analysis Samples 5 524-Volatiles by GC/MS 9 1, 2, 3- Trichloropropane by Isotope Dilution GC 13 Gen Min & Inorg Chem 15 Coliform Water Samples 5 Trihalomethane Samples 3 Uranium 1 Hexavalent Chromium By IC 4 Nitrate Samples	01/16/2025	936.42 1,109.92 1,300.65 1,170.45 8,373.30 4,422.55 489.30 353.01 130.05 79.24
Total for Check Number 15965:				18,364.89
15966	10772 8172	CV Strategies Strategic Communication Services - December 2024	01/16/2025	7,771.25
Total for Check Number 15966:				7,771.25
15967	10244 042549000 042549000 064345	Fiserv Inc Customer Returned Check Reimbursement Customer Returned Check Reimbursement Customer Returned Check Reimbursement	01/16/2025	80.00 80.00 20.00
Total for Check Number 15967:				180.00
15968	10398 277859 277859 277860	Infosend, Inc Dec 2024 Supply Charges for Utility Billing Dec 2024 Processing Charges for Utility Billing Dec 2024 Postage Charges for Utility Billing	01/16/2025	924.77 1,328.05 6,978.60
Total for Check Number 15968:				9,231.42
15969	10809 006680 006740 006740 006745 006745 006751 006751 1	Inner-City Auto Repair & Tires Labor - Tire Air/Service Call - Seat Tractor Bead Labor - Oil/Filter/Engine Oil - Unit 36/OD 65,124 Oil/Filter/Engine Oil - Unit 36/OD 65,124 Labor - Oil/Filter/Wiper Blade - Unit 37/OD 81,279 Oil/Filter/Wiper Blade - Unit 37/OD 81,279 2 Tires/Alignment - Unit 48/OD 14,002 Labor - 2 Tires/Alignment - Unit 48/OD 14,002 Credit for Overcharge on PO 2079	01/16/2025	195.00 30.00 139.93 30.00 161.50 821.21 520.00 -775.02
Total for Check Number 15969:				1,122.62
15970	10674 1234298	Michael Baker International Engineering & Design Services - 2850 Booster Station	01/16/2025	12,235.50
Total for Check Number 15970:				12,235.50

Check No	Vendor No Invoice No	Vendor Name Description	Check Date Reference	Check Amount
15971	11299 INV-15-151451	Paymentus Corporation Key Swipes For Paymentus	01/16/2025	923.43
Total for Check Number 15971:				923.43
15972	11142 IN-375996	Pro-Vigil Inc Monitoring Program - 39500 Brookside - 01/10-02/06/2025	01/16/2025	3,753.76
Total for Check Number 15972:				3,753.76
15973	10290 24-00300 24-00300	San Gorgonio Pass Water Agency 4683 AF @ \$399 for Dec 2024 797 AF @ \$399 for Nov 2024	01/16/2025	1,868,517.00 318,003.00
Total for Check Number 15973:				2,186,520.00
15974	10758 160760734-0001	Sunbelt Rentals, Inc Rental - Water Truck for Compaction at Recharge Facility 1	01/16/2025	1,620.87
Total for Check Number 15974:				1,620.87
15975	10424 472642	Top-Line Industrial Supply, LLC Rubber Air Line & Coupler - Unit 44	01/16/2025	61.11
Total for Check Number 15975:				61.11
15976	11256 1204	Water Resources Economics Rate Study - December 2024	01/16/2025	1,430.00
Total for Check Number 15976:				1,430.00
Total for 1/16/2025:				2,355,167.85
15977	10148 224-68-02 224-68-02 224-68-CO1	MCC Equipment Rentals Inc. Contracted Labor - Nobel Pipeline Replacement Project Retention- Contracted Labor - Nobel Pipeline Replacement Project Contracted Labor - Nobel Pipeline Replacement Project	01/21/2025	583,668.58 -29,183.42 61,067.21
Total for Check Number 15977:				615,552.37
Total for 1/21/2025:				615,552.37
ACH	10030 700154530138Dec 700154530138Dec 700154530138Dec 700154530138Dec 700154530138Dec 700154530138Dec 700154530138Dec	Southern California Edison Electricity 11/18/24 to 12/16/24 - 815 E 12th Ave Electricity 11/21/24 to 12/19/24 - Wells Electricity 11/21/24 to 12/19/24 - 560 Magnolia Ave Electricity 11/21/24 to 12/19/24 - Well 25 / WO 31030 Electricity 10/18/24 to 11/20/24 - Wells (Prior Month) Electricity 11/13/24 to 12/11/24 - 851 E 6th St Electricity 11/21/24 to 12/19/24 - 9781 Avenida Miravilla	01/23/2025	556.21 167,045.39 1,891.41 32,743.63 22,435.67 263.85 91.55
Total for this ACH Check for Vendor 10030:				225,027.71
ACH	10138 HW201 Jan 2025	ARCO Business Solutions ARCO Fuel Charges 01/14-01/20/2025	01/23/2025	2,670.66
Total for this ACH Check for Vendor 10138:				2,670.66
ACH	11038 36611166	Clark Pest Control Pest Control - 815 E 12th St	01/23/2025	130.00
Total for this ACH Check for Vendor 11038:				130.00

Check No	Vendor No Invoice No	Vendor Name Description	Check Date Reference	Check Amount
15978	10000	A C Propane Co	01/23/2025	
	248362	Propane Refill Jan 2025 - 13697 Oak Glen Rd		552.41
	248362	Propane Refill Jan 2025 - 13697 Oak Glen Rd		-552.41
	248362	Propane Refill Jan 2025 - 13697 Oak Glen Rd		552.41
	248363	Propane Refill Jan 2025 - 13695 Oak Glen Rd		-165.35
	248363	Propane Refill Jan 2025 - 13695 Oak Glen Rd		165.35
	248363	Propane Refill Jan 2025 - 13695 Oak Glen Rd		165.35
	248370	Propane Refill Jan 2025 - 9781 Avenida Miravilla		377.36
	248370	Propane Refill Jan 2025 - 9781 Avenida Miravilla		377.36
	248370	Propane Refill Jan 2025 - 9781 Avenida Miravilla		-377.36
Total for Check Number 15978:				1,095.12
15979	10420	Amazon Capital Services, Inc.	01/23/2025	
	14XT-NTVM-4FQX	Digital Door Hangers & Water		44.00
	1CXG-HFC4-RNND	Shrink Wire Connectors		53.32
	1CXG-HFC4-RNND	6 Generator Transfer Switches		323.18
	1CXG-HFC4-RNND	Screwdriver Set		21.52
	1CXG-HFC4-RNND	Pin Punch Set		95.89
	1CXG-HFC4-RNND	2 Warning Moving Gate Signs		27.99
	1DGF-R6TK-J97G	Christmas Tree Storage Bag		33.06
	1KK1-G9MM-4V9D	Weather Station & Markers		85.72
	1KKM-3TPL-4GLH	2 Compact Binoculars		73.24
	1KTG-NHRL-X6C9	2 Air Purifiers		538.72
	1RRP-6414-47QV	Office Supplies		40.97
Total for Check Number 15979:				1,337.61
15980	11161	Boot Barn Holdings	01/23/2025	
	INV00443546	Boot Voucher Reimbursement - A Cove		184.23
Total for Check Number 15980:				184.23
15981	10173	California Society of Municipal Finance Officers	01/23/2025	
	30017230	2025 Membership Dues - E Gonzales		60.00
Total for Check Number 15981:				60.00
15982	10614	Cherry Valley Automotive	01/23/2025	
	48771	Labor - Axel Shaft/Fuel Tank/Thermostat - Unit 1/OD 96,700		750.00
	48771	Axel Shaft/Fuel Tank/Thermostat - Unit 1/OD 96,700		1,171.00
	49067	Labor - 2 Tire Repairs - Unit 42/OD 57,015		63.00
Total for Check Number 15982:				1,984.00
15983	10351	Cherry Valley Nursery & Landscape Supply	01/23/2025	
	AR1-0001847	Credit		-9.30
	T-0327351	Sod - Hit Blowoff on Oakview		28.02
	T-0332351	Sod - Blowoff Installation on Palm Ave		14.01
Total for Check Number 15983:				32.73
15984	10016	City of Beaumont	01/23/2025	
	01222025	Plan Check Deposit - District Project PLP056 and PLP095		9,365.00
	261701 Nov-Dec	Monthly Sewer Charges 11/01/2024-01/01/2025		23.22
Total for Check Number 15984:				9,388.22
15985	10942	Diamond Environmental Services LP	01/23/2025	
	0005959406	(2) Rental and Service Handicap Portable Restroom 01/13-02/09/25		341.55
	0005959407	(1) Rental and Service Portable Restroom 01/13-02/09/2025		97.70
Total for Check Number 15985:				439.25

Check No	Vendor No Invoice No	Vendor Name Description	Check Date Reference	Check Amount
15986	10303 9369891297 9370094311 9370187321 9370605488 9370605488	Grainger Inc (10) Range Hood Filters for Electrical Panels (3) 1" Solenoid Valve for Chlorinators (10) Mobil Multipurpose Grease for Well Motors (2) Float Assembly for Chlorinators (1) 1" Check Valve for Chlorinators	01/23/2025	272.94 1,239.05 88.47 97.02 106.00
Total for Check Number 15986:				1,803.48
15987	11230 339830-4505417 63150-449445 63150-449445 631530-4505586	Healthpointe Medical Group, Inc Employment Testing Pre-Employment Testing Employment Testing Pre-Employment Testing	01/23/2025	624.01 645.00 65.00 215.00
Total for Check Number 15987:				1,549.01
15988	10967 315940	Keenan & Associates Active Assailant Incident Training	01/23/2025	3,860.00
Total for Check Number 15988:				3,860.00
15989	10429 58464 58492 58504	Legend Pump & Well Service Inc Highland Springs Booster #2 Service Call Well 25 Service Call Highland Springs Booster Install	01/23/2025	3,286.50 848.00 16,519.11
Total for Check Number 15989:				20,653.61
15990	10026 612528	McCrometer Inc Blank Cover Plate to Repair 6" to 8" High Flow Meters	01/23/2025	194.67
Total for Check Number 15990:				194.67
15991	10527 64541884 64541884 64565150 64565150	Robert Half Talent Solutions Engineering Admin Temp - 01/06-01/09/2025 Admin Assistant Temp - 01/06-01/09/2025 Engineering Admin Temp - 01/13-01/16/2025 Admin Assistant Temp - 01/13-01/16/2025	01/23/2025	394.39 1,183.16 404.50 1,213.50
Total for Check Number 15991:				3,195.55
15992	10689 243966	Safety Compliance Company Safety Meeting - Electrical Safety - 01/02/2025	01/23/2025	250.00
Total for Check Number 15992:				250.00
15993	11255 S140488-1 S140488-1 S140488-1 S140488-1 S140488-1 S140488-1	SR Bray LLC Battery Group 27 (Core) Battery Disconnect Switch Shipping Cost 500 HR XAS Service Kit Environmental Surcharge Repair Labor	01/23/2025	342.30 37.99 200.00 785.96 97.87 1,980.00
Total for Check Number 15993:				3,444.12
15994	10668 18	Thomas Harder & Co Hydrogeological Consulting Services – Well 1A	01/23/2025	6,553.75
Total for Check Number 15994:				6,553.75

Check No	Vendor No Invoice No	Vendor Name Description	Check Date Reference	Check Amount
15995	10424 472819	Top-Line Industrial Supply, LLC Gas Cap for Aux Tank	01/23/2025	24.24
Total for Check Number 15995:				24.24
15996	10035 INV00580568 INV00580575	USA Blue Book Chlorine Systems Well 24 and 29 Chlorine Systems Well 24 and 29	01/23/2025	1,109.77 319.49
Total for Check Number 15996:				1,429.26
15997	10173 INV-1142	California Society of Municipal Finance Officers Reissue - 2024 Budget Award Plate Fee (2023 Award Season)	01/23/2025	50.00
Total for Check Number 15997:				50.00
15998	UB*05721	Ken Gomer Refund Check Refund Check Refund Check Refund Check	01/23/2025	0.22 0.13 0.27 0.88
Total for Check Number 15998:				1.50
Total for 1/23/2025:				285,358.72
ACH	10781 10019	Umpqua Bank C R & R Incorporated Monthly Charges 3 YD Commercial Bin - Cherry Yard - Dec 2024 Monthly Charges 3 YD Commercial Bin - 39500 Brookside - Dec 2024 Monthly Charges 3 YD Locked Recycle - 39500 Brookside - Dec 2024	01/24/2025	366.32 366.32 148.22
	10052	Home Depot Credit Services Storage Shelves & Trash Can - 815 E 12th St		245.03
	10063	The Record Gazette NIB - 2024 Replacement PPLNS Project NIB - 2024 Replacement PPLNS Project NIB - 2024 Replacement PPLNS Project NIB - 2024 Replacement PPLNS Project NIB - 2024 Replacement PPLNS Project NIB - 2024 Replacement PPLNS Project		96.36 96.37 96.36 96.36 96.36 96.37
	10074	American Water Works Association Water Audits and Loss Control Programs Book		167.42
	10083	California Chamber of Commerce 2025 Required Labor Posters		161.73
	10116	Verizon Wireless Services LLC Cell Phone/iPad Charges for Nov 2024		2,039.30
	10135	Big Time Design Uniforms - Transmission & Distribution Staff Uniforms - Maintenance Staff		288.55 594.87
	10173	California Society of Municipal Finance Officers 2025 Membership Dues - S Molina		60.00
	10224	Legal Shield Monthly Prepaid Legal for Employees Dec 2024		101.70
	10274	Beaumont Chamber of Commerce Chamber Breakfast - Jan 2025 - L Williams Chamber Breakfast - Jan 2025 - A Ramirez Chamber Breakfast - Jan 2025 - D Slawson Chamber Breakfast - Jan 2025 - D Hoffman Beaumont Safe & Lock Door Locks - 815 E 12th St		25.00 25.00 25.00 25.00 129.19
	10338	California Special Districts Association Workshop SDLA Governance Foundations - D Slawson 02/19-02/29/25 Workshop SDLA Governance Foundations - A Ramirez 02/19-02/29/25		265.00 265.00

Check No	Vendor No Invoice No	Vendor Name Description	Check Date Reference	Check Amount
	10377	Expedia Inc/Hotels.com Flight - WateReuse Conference - J Bean 03/15-03/20/2025		896.27
	10409	Stater Bros Water for Board Meetings		15.57
		Birthday Club Reimbursement		40.05
	10420	Amazon Capital Services, Inc. (20) Field iPad Covers		495.35
		Ink for Postage Machine		161.52
		Bingo Cage Set - Holiday Club		32.28
	10477	Walgreens Office Supplies		24.75
	10495	Best Buy 5 TVs & Wall Mounts - Sign Project		1,678.47
	10546	Frontier Communications 12/25/2024-01/24/2025 Jan FIOS/FAX 851 E 6th Street		369.99
		11/10-12/09/2024 Nov FIOS/FAX 12th/Palm		628.46
		12/25/2024-01/24/2025 Jan FIOS/FAX 560 Magnolia Ave		555.42
	10573	O'Reilly Auto Parts Materials For Office Staircase Repair - 815 E 12th St		235.92
	10588	Marriott Hotels Hotel - ACWA Conf - L Williams - 12/03-12/05/2024		564.12
		Credit - Hotel - ACWA Conf - L Williams - 12/02/2024		-537.86
	10623	WP Engine Web Host for BCVWD Website Dec 2024		290.00
	10692	MMSoft Design Network Monitoring Software Dec 2024		1,389.41
		Network Monitoring Software Jan 2025		1,389.41
		Network Monitoring Software Dec 2024		155.83
	10766	Sam's Club Employee Retention - Holiday Supplies		38.41
	10767	Alliance Trailer Corp Pack Locks & Jack Foot Extension		77.63
	10784	Autodesk, Inc Auto CAD Software 851 E 6th St - Dec 2024		250.00
		Auto CAD Software 851 E 6th St - Dec 2024		1,050.00
	10790	Microsoft Monthly Microsoft Office License - Dec 2024		450.00
		Monthly Microsoft Office License - Dec 2024		1,150.00
		Monthly Microsoft Office License - Dec 2024		15.00
		Monthly Microsoft Office License - Dec 2024		16.40
	10840	Ready Fresh (Arrowhead) Water - 11/23-12/22/2024 - 851 E 6th		230.84
	10859	Party City Employee Retention - Holiday Decorations		63.12
	10892	Zoom Video Communications, Inc. (10) Video Conference - Jan 2025		226.49
	10918	Apple.com Cloud Storage - iPads		9.99
	10926	SSD Alarm Access Control Services - 39500 Brookside Ave		82.60
		Alarm Equip/Rent/Service/Monitor - 851 E. 6th Street		100.13
		Alarm Equip/Rent/Service/Monitor - 39500 Brookside Ave		300.53
		Alarm Equip/Rent/Service/Monitor - 560 Magnolia Ave		459.03
		Alarm Equip/Rent/Service/Monitor - 815 12th Street		192.78
		Alarm Equip/Rent/Service/Monitor - 11083 Cherry Ave		76.68
	10953	LinkedIn Corporation Annual Subscription Renewal - 12/09/2024-12/09/2025		479.88
	10978	Nextiva, Inc. Monthly Phone Service Dec 2024		3,301.74
	11024	Grammarly, Inc. Writing Assistance Software - 1 Yr Subscription		540.00
	11041	KnowBe4, Inc. Cyber Security Training Subscription 02/10/2025-02/09/2026		1,683.00
	11137	Rolon Smog & Auto Registration Smog Check - Unit 4/OD 72,348		57.20
		Smog Check - Unit 3/OD 91,532		48.62
		Smog Check - Unit 17/OD 101,891		57.20

Check No	Vendor No Invoice No	Vendor Name Description	Check Date Reference	Check Amount
	11157	Francotyp-Postalia Inc Postage - Postage Machine		517.50
		Quarterly Rental - Postage Machine		112.28
	11169	Space Exploration Technologies Corp Back Up Internet - Jan 2025		750.00
	11193	Mitsogo, Inc Cyber Security - iPads - Dec 2024		81.00
	11216	DNS Filter Monthly Spam Filter - Dec 2024		225.00
	11235	Thompson Information Services 3 Thompson Grants Expert Plus		3,144.00
	11240	Adobe Acrobat Pro Subscription January 2025		719.70
	11248	Cornerstone BBQ Birthday Club Reimbursement		251.94
	11252	OpenAI, LLC ChatGPT Subscription - Jan 2025		300.00
	11280	Constant Contact Communication Subscription 11/06-12/05/2024		80.00
	11287	GRCIQ - Governance, Risk & Compliance Preparing for Year End in Payroll 2024 - M Rodriguez-Elizondo Webinar - Top 1099 Questions and Their Answers - E Garcia		134.00 103.00
	11300	League of California Cities Board Policy Ad Hoc Supplies Board Policy Ad Hoc Supplies		105.00 105.00
	11301	University of Fairfax Cybersecurity Training - R Rasha 11/24-12/07/2024 Cybersecurity Training - R Rasha 12/08-12/20/2024		2,400.00 2,400.00

Total for this ACH Check for Vendor 10781:

36,647.48

Total for 1/24/2025:

36,647.48

Report Total (134 checks):

3,961,253.59

General Ledger

Budget Variance Revenue

User: wclayton
 Printed: 2/28/2025 8:30:36 AM
 Period 01 - 01
 Fiscal Year 2025

Beaumont-Cherry Valley Water District

560 Magnolia Avenue
 Beaumont CA 92223
 (951) 845-9581
 www.bcvwd.org



Account Number	Description	Budget	Period Amt	End Bal	Variance	Encumbered	% Avail/ Uncollect
50	GENERAL						
01-50-510-419051	Grant Revenue	\$ 861,000.00	\$ -	\$ -	\$ 861,000.00	\$ -	100.00%
	Grant Rev	\$ 861,000.00	\$ -	\$ -	\$ 861,000.00	\$ -	100.00%
01-50-510-490001	Interest Income - Bonita Vista	\$ 300.00	\$ 0.08	\$ 0.08	\$ 299.92	\$ -	99.97%
01-50-510-490011	Interest Income - Fairway Cnyn	\$ 192,000.00	\$ -	\$ -	\$ 192,000.00	\$ -	100.00%
01-50-510-490021	Interest Income - General	\$ 1,131,500.00	\$ 119,720.72	\$ 119,720.72	\$ 1,011,779.28	\$ -	89.42%
01-50-510-490041	Rlzd Gain/Loss on Investment	\$ -	\$ (489.68)	\$ (489.68)	\$ 489.68	\$ -	0.00%
01-50-510-490051	Net Amort/Accret on Investment	\$ 250,000.00	\$ 14,866.56	\$ 14,866.56	\$ 235,133.44	\$ -	94.05%
	Interest Income	\$ 1,573,800.00	\$ 134,097.68	\$ 134,097.68	\$ 1,439,702.32	\$ -	91.48%
01-50-510-481001	Capacity Fees-Wells	\$ 360,000.00	\$ 3,872.00	\$ 3,872.00	\$ 356,128.00	\$ -	98.92%
01-50-510-481006	Cap Fees-Water Rights (SWP)	\$ 227,800.00	\$ 2,450.00	\$ 2,450.00	\$ 225,350.00	\$ -	98.92%
01-50-510-481012	Cap Fees-Water Treatment Plant	\$ 171,300.00	\$ 1,842.00	\$ 1,842.00	\$ 169,458.00	\$ -	98.92%
01-50-510-481018	Cap Fees-Local Water Resources	\$ 90,200.00	\$ 970.00	\$ 970.00	\$ 89,230.00	\$ -	98.92%
01-50-510-481024	Cap Fees-Recycled Water	\$ 260,800.00	\$ 4,206.00	\$ 4,206.00	\$ 256,594.00	\$ -	98.39%
01-50-510-481030	Cap Fees-Transmission	\$ 291,600.00	\$ 3,136.00	\$ 3,136.00	\$ 288,464.00	\$ -	98.92%
01-50-510-481036	Cap Fees-Storage	\$ 373,400.00	\$ 7,016.00	\$ 7,016.00	\$ 366,384.00	\$ -	98.12%
01-50-510-481042	Cap Fees-Booster	\$ 25,900.00	\$ 278.00	\$ 278.00	\$ 25,622.00	\$ -	98.93%
01-50-510-481048	Cap Fees-Pressure Reducing Stn	\$ 13,300.00	\$ 142.00	\$ 142.00	\$ 13,158.00	\$ -	98.93%
01-50-510-481054	Cap Fees-Miscellaneous Project	\$ 11,600.00	\$ 124.00	\$ 124.00	\$ 11,476.00	\$ -	98.93%
01-50-510-481060	Cap Fees-Financing Costs	\$ 56,800.00	\$ 652.25	\$ 652.25	\$ 56,147.75	\$ -	98.85%
01-50-510-485001	Front Footage Fees	\$ 26,200.00	\$ 29,531.50	\$ 29,531.50	\$ (3,331.50)	\$ -	-12.72%
	Non-Operating Revenue	\$ 1,908,900.00	\$ 54,219.75	\$ 54,219.75	\$ 1,854,680.25	\$ -	97.16%
01-50-510-410100	Sales	\$ 6,158,300.00	\$ 464,426.09	\$ 464,426.09	\$ 5,693,873.91	\$ -	92.46%
01-50-510-410151	Agricultural Irrigation Sales	\$ 22,600.00	\$ 3,226.08	\$ 3,226.08	\$ 19,373.92	\$ -	85.73%
01-50-510-410171	Construction Sales	\$ 73,600.00	\$ 10,310.04	\$ 10,310.04	\$ 63,289.96	\$ -	85.99%
01-50-510-413001	Backflow Administration Charge	\$ 91,000.00	\$ 6,201.87	\$ 6,201.87	\$ 84,798.13	\$ -	93.18%
01-50-510-413011	Fixed Meter Charges	\$ 6,123,200.00	\$ 531,405.38	\$ 531,405.38	\$ 5,591,794.62	\$ -	91.32%
01-50-510-413021	Meter Fees	\$ 537,300.00	\$ -	\$ -	\$ 537,300.00	\$ -	100.00%
01-50-510-415001	SGPWA Importation Charges	\$ 3,793,300.00	\$ 286,128.66	\$ 286,128.66	\$ 3,507,171.34	\$ -	92.46%
01-50-510-415011	SCE Power Charges	\$ 2,212,800.00	\$ 166,916.46	\$ 166,916.46	\$ 2,045,883.54	\$ -	92.46%
01-50-510-417001	2nd Notice Charges	\$ 82,700.00	\$ 5,225.00	\$ 5,225.00	\$ 77,475.00	\$ -	93.68%

Item 4a

Account Number	Description	Budget	Period Amt	End Bal	Variance	Encumbered	% Avail/ Uncollect
01-50-510-417011	3rd Notice Charges	\$ 115,100.00	\$ 6,210.00	\$ 6,210.00	\$ 108,890.00	\$ -	94.60%
01-50-510-417021	Account Reinstatement Fees	\$ 37,500.00	\$ 9,100.00	\$ 9,100.00	\$ 28,400.00	\$ -	75.73%
01-50-510-417031	Lien Processing Fees	\$ 7,200.00	\$ -	\$ -	\$ 7,200.00	\$ -	100.00%
01-50-510-417041	Credit Check Processing Fees	\$ 18,500.00	\$ 1,020.00	\$ 1,020.00	\$ 17,480.00	\$ -	94.49%
01-50-510-417051	Return Check Fees	\$ 5,500.00	\$ 1,550.00	\$ 1,550.00	\$ 3,950.00	\$ -	71.82%
01-50-510-417061	Customer Damages	\$ 30,000.00	\$ 140.00	\$ 140.00	\$ 29,860.00	\$ -	99.53%
01-50-510-417071	After-Hours Call Out Charges	\$ 2,800.00	\$ 400.00	\$ 400.00	\$ 2,400.00	\$ -	85.71%
01-50-510-417081	Bench Test Fees (Credits)	\$ 100.00	\$ -	\$ -	\$ 100.00	\$ -	100.00%
01-50-510-417091	Credit Card Processing Fees	\$ -	\$ 6,597.50	\$ 6,597.50	\$ (6,597.50)	\$ -	0.00%
01-50-510-419011	Development Income	\$ 241,900.00	\$ 10,707.60	\$ 10,707.60	\$ 231,192.40	\$ -	95.57%
01-50-510-419012	Development Income - GIS	\$ 51,200.00	\$ -	\$ -	\$ 51,200.00	\$ -	100.00%
01-50-510-419031	Well Maintenance Reimbursement	\$ 107,700.00	\$ -	\$ -	\$ 107,700.00	\$ -	100.00%
01-50-510-419061	Miscellaneous Income	\$ 5,000.00	\$ 432.00	\$ 432.00	\$ 4,568.00	\$ -	91.36%
	Operating Revenue	\$ 19,717,300.00	\$ 1,509,996.68	\$ 1,509,996.68	\$ 18,207,303.32	\$ -	92.34%
01-50-510-471011	Maint Fees - 13695 Oak Glen Rd	\$ 7,500.00	\$ 584.08	\$ 584.08	\$ 6,915.92	\$ -	92.21%
01-50-510-471021	Maint Fees - 13697 Oak Glen Rd	\$ 8,000.00	\$ 652.16	\$ 652.16	\$ 7,347.84	\$ -	91.85%
01-50-510-471031	Maint Fees - 9781 AveMiravilla	\$ 7,000.00	\$ 542.58	\$ 542.58	\$ 6,457.42	\$ -	92.25%
01-50-510-471111	Utilities - 13695 Oak Glen Rd	\$ 3,500.00	\$ 165.35	\$ 165.35	\$ 3,334.65	\$ -	95.28%
01-50-510-471121	Utilities - 13697 Oak Glen Rd	\$ 6,000.00	\$ 792.96	\$ 792.96	\$ 5,207.04	\$ -	86.78%
01-50-510-471131	Utilities - 9781 Ave Miravilla	\$ 4,000.00	\$ 377.36	\$ 377.36	\$ 3,622.64	\$ -	90.57%
	Rent/Utilities	\$ 36,000.00	\$ 3,114.49	\$ 3,114.49	\$ 32,885.51	\$ -	91.35%
Revenue Total		\$ 24,097,000.00	\$ 1,701,428.60	\$ 1,701,428.60	\$ 22,395,571.40		92.94%

General Ledger
Budget Variance Expense

Beaumont-Cherry Valley Water District
560 Magnolia Avenue
Beaumont CA 92223
(951) 845-9581
www.bcvwd.org



User: wclayton
Printed: 2/28/2025 8:52:37 AM
Period 01 - 01
Fiscal Year 2025

Account Number	Description	Budget	Period Amt	End Bal	Variance	Encumbered	% Avail/
10	BOARD OF DIRECTORS						
01-10-110-500101	Board of Directors Fees	\$ 128,000.00	\$ 9,781.20	\$ 9,781.20	\$ 118,218.80	\$ -	92.36%
01-10-110-500115	Social Security	\$ 8,000.00	\$ 606.43	\$ 606.43	\$ 7,393.57	\$ -	92.42%
01-10-110-500120	Medicare	\$ 2,000.00	\$ 141.85	\$ 141.85	\$ 1,858.15	\$ -	92.91%
01-10-110-500125	Health Insurance	\$ 94,500.00	\$ 4,563.00	\$ 4,563.00	\$ 89,937.00	\$ -	95.17%
01-10-110-500140	Life Insurance	\$ 2,500.00	\$ 9.21	\$ 9.21	\$ 2,490.79	\$ -	99.63%
01-10-110-500143	EAP Program	\$ 500.00	\$ 9.85	\$ 9.85	\$ 490.15	\$ -	98.03%
01-10-110-500145	Workers' Compensation	\$ 1,000.00	\$ 70.84	\$ 70.84	\$ 929.16	\$ -	92.92%
01-10-110-500175	Training/Education/Mtgs/Travel	\$ 55,000.00	\$ 1,681.85	\$ 1,681.85	\$ 53,318.15	\$ -	96.94%
	Board of Directors Personnel	\$ 291,500.00	\$ 16,864.23	\$ 16,864.23	\$ 274,635.77	\$ -	94.21%
01-10-110-550043	Supplies-Other	\$ 1,700.00	\$ -	\$ -	\$ 1,700.00	\$ -	100.00%
	Board of Directors Materials & Supplies	\$ 1,700.00	\$ -	\$ -	\$ 1,700.00	\$ -	100.00%
01-10-110-550012	Election Expenses	\$ 65,000.00	\$ 6.00	\$ 6.00	\$ 64,994.00	\$ -	99.99%
01-10-110-550051	Advertising/Legal Notices	\$ 2,000.00	\$ -	\$ -	\$ 2,000.00	\$ -	100.00%
	Board of Directors Services	\$ 67,000.00	\$ 6.00	\$ 6.00	\$ 66,994.00	\$ -	99.99%
Expense Total	BOARD OF DIRECTORS	\$ 360,200.00	\$ 16,870.23	\$ 16,870.23	\$ 343,329.77	\$ -	95.32%
20	ENGINEERING						
210	Engineering Personnel						
01-20-210-500105	Labor	\$ 539,500.00	\$ 42,833.67	\$ 42,833.67	\$ 496,666.33	\$ -	92.06%
01-20-210-500114	Incentive Pay	\$ 2,500.00	\$ -	\$ -	\$ 2,500.00	\$ -	100.00%
01-20-210-500115	Social Security	\$ 42,000.00	\$ 2,978.34	\$ 2,978.34	\$ 39,021.66	\$ -	92.91%
01-20-210-500120	Medicare	\$ 10,000.00	\$ 697.23	\$ 697.23	\$ 9,302.77	\$ -	93.03%
01-20-210-500125	Health Insurance	\$ 97,000.00	\$ 8,426.71	\$ 8,426.71	\$ 88,573.29	\$ -	91.31%
01-20-210-500140	Life Insurance	\$ 1,000.00	\$ 55.01	\$ 55.01	\$ 944.99	\$ -	94.50%
01-20-210-500143	EAP Program	\$ 500.00	\$ 7.59	\$ 7.59	\$ 492.41	\$ -	98.48%
01-20-210-500145	Workers' Compensation	\$ 5,500.00	\$ 424.24	\$ 424.24	\$ 5,075.76	\$ -	92.29%
01-20-210-500150	Unemployment Insurance	\$ 8,000.00	\$ -	\$ -	\$ 8,000.00	\$ -	100.00%
01-20-210-500155	Retirement/CalPERS	\$ 55,500.00	\$ 3,715.75	\$ 3,715.75	\$ 51,784.25	\$ -	93.30%
01-20-210-500165	Uniforms and Employee Benefits	\$ 500.00	\$ -	\$ -	\$ 500.00	\$ -	100.00%
01-20-210-500175	Training/Education/Mtgs/Travel	\$ 8,000.00	\$ -	\$ -	\$ 8,000.00	\$ -	100.00%

Item 4a

Account Number	Description	Budget	Period Amt	End Bal	Variance	Encumbered	% Avail/
01-20-210-500180	Accrued Sick Leave Expense	\$ 35,500.00	\$ 299.60	\$ 299.60	\$ 35,200.40	\$ -	99.16%
01-20-210-500185	Accrued Vacation Leave Expense	\$ 31,500.00	\$ 4,914.80	\$ 4,914.80	\$ 26,585.20	\$ -	84.40%
01-20-210-500187	Accrued Leave Payments	\$ 27,500.00	\$ -	\$ -	\$ 27,500.00	\$ -	100.00%
01-20-210-500195	CIP Related Labor	\$ (225,000.00)	\$ (4,048.12)	\$ (4,048.12)	\$ (220,951.88)	\$ -	98.20%
220	Development Services Personnel						
01-20-220-500105	Labor	\$ 77,000.00	\$ 4,067.19	\$ 4,067.19	\$ 72,932.81	\$ -	94.72%
01-20-220-500115	Social Security	\$ 5,000.00	\$ 255.32	\$ 255.32	\$ 4,744.68	\$ -	94.89%
01-20-220-500120	Medicare	\$ 1,500.00	\$ 59.02	\$ 59.02	\$ 1,440.98	\$ -	96.07%
01-20-220-500125	Health Insurance	\$ 19,500.00	\$ 338.87	\$ 338.87	\$ 19,161.13	\$ -	98.26%
01-20-220-500140	Life Insurance	\$ 500.00	\$ 2.04	\$ 2.04	\$ 497.96	\$ -	99.59%
01-20-220-500143	EAP Program	\$ 500.00	\$ 0.29	\$ 0.29	\$ 499.71	\$ -	99.94%
01-20-220-500145	Workers' Compensation	\$ 1,000.00	\$ 35.93	\$ 35.93	\$ 964.07	\$ -	96.41%
01-20-220-500150	Unemployment Insurance	\$ 1,500.00	\$ -	\$ -	\$ 1,500.00	\$ -	100.00%
01-20-220-500155	Retirement/CalPERS	\$ 7,000.00	\$ 339.24	\$ 339.24	\$ 6,660.76	\$ -	95.15%
	ENGINEERING Personnel	\$ 753,000.00	\$ 65,402.72	\$ 65,402.72	\$ 687,597.28	\$ -	91.31%
01-20-210-540048	Permits, Fees & Licensing	\$ 3,000.00	\$ -	\$ -	\$ 3,000.00	\$ -	100.00%
01-20-210-550029	Administrative Expenses	\$ 11,000.00	\$ -	\$ -	\$ 11,000.00	\$ -	100.00%
01-20-210-550046	Office Equipment	\$ 6,000.00	\$ -	\$ -	\$ 6,000.00	\$ -	100.00%
	Engineering Materials & Supplies	\$ 20,000.00	\$ -	\$ -	\$ 20,000.00	\$ -	100.00%
01-20-210-500190	Temporary Labor	\$ 21,100.00	\$ 1,506.77	\$ 1,506.77	\$ 19,593.23	\$ -	92.86%
01-20-210-550030	Membership Dues	\$ 2,100.00	\$ 321.00	\$ 321.00	\$ 1,779.00	\$ -	84.71%
01-20-210-550051	Advertising/Legal Notices	\$ 5,000.00	\$ -	\$ -	\$ 5,000.00	\$ -	100.00%
01-20-210-580031	Outside Engineering	\$ 120,000.00	\$ -	\$ -	\$ 120,000.00	\$ -	100.00%
	Engineering Services	\$ 148,200.00	\$ 1,827.77	\$ 1,827.77	\$ 146,372.23	\$ -	98.77%
Expense Total	ENGINEERING	\$ 921,200.00	\$ 67,230.49	\$ 67,230.49	\$ 853,969.51	\$ -	92.70%
30	FINANCE & ADMINISTRATION						
310	Finance & Administration Personnel						
01-30-310-500105	Labor	\$ 1,114,000.00	\$ 118,130.76	\$ 118,130.76	\$ 995,869.24	\$ -	89.40%
01-30-310-500109	FLSA Overtime	\$ 500.00	\$ -	\$ -	\$ 500.00	\$ -	100.00%
01-30-310-500110	Overtime	\$ 3,500.00	\$ 186.68	\$ 186.68	\$ 3,313.32	\$ -	94.67%
01-30-310-500111	Double Time	\$ 2,500.00	\$ 76.58	\$ 76.58	\$ 2,423.42	\$ -	96.94%
01-30-310-500114	Incentive Pay	\$ 4,500.00	\$ 50.00	\$ 50.00	\$ 4,450.00	\$ -	98.89%
01-30-310-500115	Social Security	\$ 89,000.00	\$ 7,664.03	\$ 7,664.03	\$ 81,335.97	\$ -	91.39%
01-30-310-500120	Medicare	\$ 21,000.00	\$ 1,792.17	\$ 1,792.17	\$ 19,207.83	\$ -	91.47%
01-30-310-500125	Health Insurance	\$ 190,500.00	\$ 14,953.36	\$ 14,953.36	\$ 175,546.64	\$ -	92.15%
01-30-310-500130	CalPERS Health Admin Costs	\$ 3,000.00	\$ 214.68	\$ 214.68	\$ 2,785.32	\$ -	92.84%
01-30-310-500140	Life Insurance	\$ 2,000.00	\$ 134.41	\$ 134.41	\$ 1,865.59	\$ -	93.28%
01-30-310-500143	EAP Program	\$ 500.00	\$ 15.76	\$ 15.76	\$ 484.24	\$ -	96.85%
01-30-310-500145	Workers' Compensation	\$ 9,500.00	\$ 940.61	\$ 940.61	\$ 8,559.39	\$ -	90.10%

Item 4a

Account Number	Description	Budget	Period Amt	End Bal	Variance	Encumbered	% Avail/
01-30-310-500150	Unemployment Insurance	\$ 16,500.00	\$ -	\$ -	\$ 16,500.00	\$ -	100.00%
01-30-310-500155	Retirement/CalPERS	\$ 236,000.00	\$ 23,022.84	\$ 23,022.84	\$ 212,977.16	\$ -	90.24%
01-30-310-500161	Estimated Current Year OPEB	\$ 111,300.00	\$ -	\$ -	\$ 111,300.00	\$ -	100.00%
01-30-310-500165	Uniforms and Employee Benefits	\$ 1,000.00	\$ -	\$ -	\$ 1,000.00	\$ -	100.00%
01-30-310-500175	Training/Education/Mtgs/Travel	\$ 35,000.00	\$ 3,962.72	\$ 3,962.72	\$ 31,037.28	\$ -	88.68%
01-30-310-500180	Accrued Sick Leave Expense	\$ 63,500.00	\$ 1,549.74	\$ 1,549.74	\$ 61,950.26	\$ -	97.56%
01-30-310-500185	Accrued Vacation Leave Expense	\$ 100,500.00	\$ 6,107.58	\$ 6,107.58	\$ 94,392.42	\$ -	93.92%
01-30-310-500187	Accrued Leave Payments	\$ 138,000.00	\$ 4,966.04	\$ 4,966.04	\$ 133,033.96	\$ -	96.40%
01-30-310-560000	GASB 68 Pension Expense	\$ 215,000.00	\$ -	\$ -	\$ 215,000.00	\$ -	100.00%
320	Human Resources & Risk Management Personnel						
01-30-320-500105	Labor	\$ 119,000.00	\$ 9,888.60	\$ 9,888.60	\$ 109,111.40	\$ -	91.69%
01-30-320-500114	Incentive Pay	\$ 1,000.00	\$ -	\$ -	\$ 1,000.00	\$ -	100.00%
01-30-320-500115	Social Security	\$ 8,500.00	\$ 733.74	\$ 733.74	\$ 7,766.26	\$ -	91.37%
01-30-320-500120	Medicare	\$ 2,000.00	\$ 171.60	\$ 171.60	\$ 1,828.40	\$ -	91.42%
01-30-320-500125	Health Insurance	\$ 30,500.00	\$ 2,527.46	\$ 2,527.46	\$ 27,972.54	\$ -	91.71%
01-30-320-500140	Life Insurance	\$ 500.00	\$ 13.02	\$ 13.02	\$ 486.98	\$ -	97.40%
01-30-320-500143	EAP Program	\$ 500.00	\$ 1.97	\$ 1.97	\$ 498.03	\$ -	99.61%
01-30-320-500145	Workers' Compensation	\$ 1,000.00	\$ 85.64	\$ 85.64	\$ 914.36	\$ -	91.44%
01-30-320-500150	Unemployment Insurance	\$ 2,000.00	\$ -	\$ -	\$ 2,000.00	\$ -	100.00%
01-30-320-500155	Retirement/CalPERS	\$ 11,000.00	\$ 1,032.25	\$ 1,032.25	\$ 9,967.75	\$ -	90.62%
01-30-320-500165	Uniforms and Employee Benefits	\$ 300.00	\$ -	\$ -	\$ 300.00	\$ -	100.00%
01-30-320-500175	Training/Education/Mtgs/Travel	\$ 3,800.00	\$ -	\$ -	\$ 3,800.00	\$ -	100.00%
01-30-320-500176	Dist Professional Development	\$ 18,800.00	\$ -	\$ -	\$ 18,800.00	\$ -	100.00%
01-30-320-500177	General Safety Trng & Supplies	\$ 24,200.00	\$ 4,110.00	\$ 4,110.00	\$ 20,090.00	\$ -	83.02%
01-30-320-500180	Accrued Sick Leave Expense	\$ 7,500.00	\$ -	\$ -	\$ 7,500.00	\$ -	100.00%
01-30-320-500185	Accrued Vacation Leave Expense	\$ 6,500.00	\$ 1,939.00	\$ 1,939.00	\$ 4,561.00	\$ -	70.17%
01-30-320-550024	Employment Testing	\$ 4,500.00	\$ 355.00	\$ 355.00	\$ 4,145.00	\$ -	92.11%
330	Customer Service Personnel						
01-30-330-500105	Labor	\$ 397,500.00	\$ 36,737.14	\$ 36,737.14	\$ 360,762.86	\$ -	90.76%
01-30-330-500109	FLSA Overtime	\$ 500.00	\$ -	\$ -	\$ 500.00	\$ -	100.00%
01-30-330-500110	Overtime	\$ 3,000.00	\$ 68.25	\$ 68.25	\$ 2,931.75	\$ -	97.73%
01-30-330-500111	Double Time	\$ -	\$ -	\$ -	\$ -	\$ -	0.00%
01-30-330-500114	Incentive Pay	\$ 3,000.00	\$ -	\$ -	\$ 3,000.00	\$ -	100.00%
01-30-330-500115	Social Security	\$ 29,000.00	\$ 2,531.75	\$ 2,531.75	\$ 26,468.25	\$ -	91.27%
01-30-330-500120	Medicare	\$ 7,000.00	\$ 592.10	\$ 592.10	\$ 6,407.90	\$ -	91.54%
01-30-330-500125	Health Insurance	\$ 133,000.00	\$ 10,822.73	\$ 10,822.73	\$ 122,177.27	\$ -	91.86%
01-30-330-500140	Life Insurance	\$ 1,000.00	\$ 38.19	\$ 38.19	\$ 961.81	\$ -	96.18%
01-30-330-500143	EAP Program	\$ 500.00	\$ 9.85	\$ 9.85	\$ 490.15	\$ -	98.03%
01-30-330-500145	Workers' Compensation	\$ 3,500.00	\$ 295.39	\$ 295.39	\$ 3,204.61	\$ -	91.56%
01-30-330-500150	Unemployment Insurance	\$ 6,000.00	\$ -	\$ -	\$ 6,000.00	\$ -	100.00%
01-30-330-500155	Retirement/CalPERS	\$ 46,500.00	\$ 6,057.45	\$ 6,057.45	\$ 40,442.55	\$ -	86.97%
01-30-330-500165	Uniforms and Employee Benefits	\$ 500.00	\$ -	\$ -	\$ 500.00	\$ -	100.00%
01-30-330-500175	Training/Education/Mtgs/Travel	\$ 8,000.00	\$ -	\$ -	\$ 8,000.00	\$ -	100.00%

Item 4a

Account Number	Description	Budget	Period Amt	End Bal	Variance	Encumbered	% Avail/
01-30-330-500180	Accrued Sick Leave Expense	\$ 18,500.00	\$ 937.90	\$ 937.90	\$ 17,562.10	\$ -	94.93%
01-30-330-500185	Accrued Vacation Leave Expense	\$ 25,500.00	\$ 3,077.40	\$ 3,077.40	\$ 22,422.60	\$ -	87.93%
01-30-330-500187	Accrued Leave Payments	\$ 19,500.00	\$ -	\$ -	\$ 19,500.00	\$ -	100.00%
	FINANCE & ADMINISTRATION Personnel	\$ 3,301,400.00	\$ 265,794.39	\$ 265,794.39	\$ 3,035,605.61	\$ -	91.95%
310	Finance & Administration Materials & Supplies						
01-30-310-550042	Office Supplies	\$ 11,200.00	\$ 1,743.06	\$ 1,743.06	\$ 9,456.94	\$ -	84.44%
01-30-310-550046	Office Equipment	\$ 5,500.00	\$ -	\$ -	\$ 5,500.00	\$ -	100.00%
01-30-310-550048	Postage	\$ 62,200.00	\$ 23.15	\$ 23.15	\$ 62,176.85	\$ -	99.96%
01-30-310-550066	Subscriptions	\$ 500.00	\$ -	\$ -	\$ 500.00	\$ -	100.00%
01-30-310-550072	Miscellaneous Operating Exp	\$ 500.00	\$ -	\$ -	\$ 500.00	\$ -	100.00%
01-30-310-550078	Bad Debt Expense	\$ 25,000.00	\$ -	\$ -	\$ 25,000.00	\$ -	100.00%
01-30-310-550084	Depreciation	\$ 3,616,300.00	\$ 284,170.54	\$ 284,170.54	\$ 3,332,129.46	\$ -	92.14%
320	Human Resources & Risk Management Materials & Supplies						
01-30-320-550028	District Certification	\$ 4,500.00	\$ -	\$ -	\$ 4,500.00	\$ -	100.00%
01-30-320-550042	Office Supplies	\$ 1,400.00	\$ 103.55	\$ 103.55	\$ 1,296.45	\$ -	92.60%
330	Customer Service Materials & Supplies						
01-30-330-550006	Cashiering Shortages/Overages	\$ 100.00	\$ 6.66	\$ 6.66	\$ 93.34	\$ -	93.34%
	FINANCE & ADMINISTRATION Materials & Supplies	\$ 3,727,200.00	\$ 286,046.96	\$ 286,046.96	\$ 3,441,153.04	\$ -	92.33%
310	Finance & Administration Services						
01-30-310-550001	Bank/Financial Service Fees	\$ 4,000.00	\$ 266.86	\$ 266.86	\$ 3,733.14	\$ -	93.33%
01-30-310-550030	Membership Dues	\$ 46,200.00	\$ 12,066.16	\$ 12,066.16	\$ 34,133.84	\$ -	73.88%
01-30-310-550051	Advertising/Legal Notices	\$ 1,500.00	\$ -	\$ -	\$ 1,500.00	\$ -	100.00%
01-30-310-550054	Property, Auto, General Ins	\$ 378,000.00	\$ 19,066.87	\$ 19,066.87	\$ 358,933.13	\$ -	94.96%
01-30-310-550061	Media Outreach	\$ 5,000.00	\$ -	\$ -	\$ 5,000.00	\$ -	100.00%
01-30-310-580001	Accounting and Audit	\$ 48,400.00	\$ -	\$ -	\$ 48,400.00	\$ -	100.00%
01-30-310-580011	General Legal	\$ 83,500.00	\$ -	\$ -	\$ 83,500.00	\$ -	100.00%
01-30-310-580036	Other Professional Services	\$ 200,000.00	\$ 18,390.48	\$ 18,390.48	\$ 181,609.52	\$ -	90.80%
320	Human Resources & Risk Management Services						
01-30-320-550025	Employee Retention	\$ 6,000.00	\$ -	\$ -	\$ 6,000.00	\$ -	100.00%
01-30-320-550026	Recruitment Expense	\$ 9,000.00	\$ 481.76	\$ 481.76	\$ 8,518.24	\$ -	94.65%
01-30-320-550030	Membership Dues	\$ 1,100.00	\$ 499.00	\$ 499.00	\$ 601.00	\$ -	54.64%
01-30-320-550051	Advertising/Legal Notices	\$ 1,600.00	\$ -	\$ -	\$ 1,600.00	\$ -	100.00%
01-30-320-580036	Other Professional Services	\$ 7,000.00	\$ -	\$ -	\$ 7,000.00	\$ -	100.00%
330	Customer Service Services						
01-30-330-500190	Temporary Labor	\$ 15,600.00	\$ -	\$ -	\$ 15,600.00	\$ -	100.00%
01-30-330-550008	Transaction/Return Fees	\$ 1,500.00	\$ 82.35	\$ 82.35	\$ 1,417.65	\$ -	94.51%
01-30-330-550010	Transaction/Credit Card Fees	\$ -	\$ 7,861.95	\$ 7,861.95	\$ (7,861.95)	\$ -	0.00%
01-30-330-550014	Credit Check Fees	\$ 6,500.00	\$ -	\$ -	\$ 6,500.00	\$ -	100.00%
01-30-330-550030	Membership Dues	\$ 1,100.00	\$ -	\$ -	\$ 1,100.00	\$ -	100.00%
01-30-330-550036	Notary and Lien Fees	\$ 2,500.00	\$ -	\$ -	\$ 2,500.00	\$ -	100.00%
01-30-330-550050	Utility Billing Service	\$ 120,000.00	\$ -	\$ -	\$ 120,000.00	\$ -	100.00%

Item 4a

Account Number	Description	Budget	Period Amt	End Bal	Variance	Encumbered	% Avail/
01-30-330-550051	Advertising/Legal Notices	\$ 900.00	\$ -	\$ -	\$ 900.00	\$ -	100.00%
	FINANCE & ADMINISTRATION Services	\$ 939,400.00	\$ 58,715.43	\$ 58,715.43	\$ 880,684.57	\$ -	93.75%
Expense Total	FINANCE & ADMINISTRATION	\$ 7,968,000.00	\$ 610,556.78	\$ 610,556.78	\$ 7,357,443.22	\$ -	92.34%
35	INFORMATION TECHNOLOGY						
01-35-315-500105	Labor	\$ 196,000.00	\$ 21,065.80	\$ 21,065.80	\$ 174,934.20	\$ -	89.25%
01-35-315-500114	Incentive Pay	\$ 1,000.00	\$ -	\$ -	\$ 1,000.00	\$ -	100.00%
01-35-315-500115	Social Security	\$ 16,500.00	\$ 1,307.81	\$ 1,307.81	\$ 15,192.19	\$ -	92.07%
01-35-315-500120	Medicare	\$ 4,000.00	\$ 305.81	\$ 305.81	\$ 3,694.19	\$ -	92.35%
01-35-315-500125	Health Insurance	\$ 26,000.00	\$ 2,154.05	\$ 2,154.05	\$ 23,845.95	\$ -	91.72%
01-35-315-500140	Life Insurance	\$ 500.00	\$ 24.06	\$ 24.06	\$ 475.94	\$ -	95.19%
01-35-315-500143	EAP Program	\$ 500.00	\$ 1.97	\$ 1.97	\$ 498.03	\$ -	99.61%
01-35-315-500145	Workers' Compensation	\$ 2,000.00	\$ 152.52	\$ 152.52	\$ 1,847.48	\$ -	92.37%
01-35-315-500150	Unemployment Insurance	\$ 3,000.00	\$ -	\$ -	\$ 3,000.00	\$ -	100.00%
01-35-315-500155	Retirement/CalPERS	\$ 34,500.00	\$ 1,292.01	\$ 1,292.01	\$ 33,207.99	\$ -	96.26%
01-35-315-500175	Training/Education/Mtgs/Travel	\$ 5,300.00	\$ -	\$ -	\$ 5,300.00	\$ -	100.00%
01-35-315-500180	Accrued Sick Leave Expense	\$ 11,500.00	\$ -	\$ -	\$ 11,500.00	\$ -	100.00%
01-35-315-500185	Accrued Vacation Leave Expense	\$ 21,500.00	\$ -	\$ -	\$ 21,500.00	\$ -	100.00%
01-35-315-500187	Accrued Leave Payments	\$ 32,500.00	\$ -	\$ -	\$ 32,500.00	\$ -	100.00%
	Information Technology Personnel	\$ 354,800.00	\$ 26,304.03	\$ 26,304.03	\$ 328,495.97	\$ -	92.59%
01-35-315-550044	Printing/Toner and Maintenance	\$ 30,000.00	\$ 993.86	\$ 993.86	\$ 29,006.14	\$ -	96.69%
01-35-315-580016	Computer Hardware	\$ 30,000.00	\$ 442.80	\$ 442.80	\$ 29,557.20	\$ -	98.52%
01-35-315-580028	Cybersecurity Soft/Hardware	\$ 60,900.00	\$ 4,200.00	\$ 4,200.00	\$ 56,700.00	\$ -	93.10%
01-35-315-580030	Repair/Purchase Radio Comm Eq	\$ 10,000.00	\$ -	\$ -	\$ 10,000.00	\$ -	100.00%
	Information Technology Materials & Supplies	\$ 130,900.00	\$ 5,636.66	\$ 5,636.66	\$ 125,263.34	\$ -	95.69%
01-35-315-501511	Telephone/Internet Service	\$ 93,000.00	\$ 6,767.71	\$ 6,767.71	\$ 86,232.29	\$ -	92.72%
01-35-315-501521	Building Alarms and Security	\$ 34,000.00	\$ 2,423.50	\$ 2,423.50	\$ 31,576.50	\$ -	92.87%
01-35-315-540014	GIS Maintenance and Updates	\$ 10,000.00	\$ -	\$ -	\$ 10,000.00	\$ -	100.00%
01-35-315-550030	Membership Dues	\$ 3,000.00	\$ 479.88	\$ 479.88	\$ 2,520.12	\$ -	84.00%
01-35-315-550058	Cyber Security Liability Ins	\$ 7,500.00	\$ -	\$ -	\$ 7,500.00	\$ -	100.00%
01-35-315-580021	IT/Software Support	\$ 8,000.00	\$ -	\$ -	\$ 8,000.00	\$ -	100.00%
01-35-315-580026	License/Maintenance/Support	\$ 321,000.00	\$ 60,734.01	\$ 60,734.01	\$ 260,265.99	\$ -	81.08%
01-35-315-580027	AMR/AMI Annual Support	\$ 171,200.00	\$ 4,186.41	\$ 4,186.41	\$ 167,013.59	\$ -	97.55%
	Information Technology Services	\$ 647,700.00	\$ 74,591.51	\$ 74,591.51	\$ 573,108.49	\$ -	88.48%
Expense Total	INFORMATION TECHNOLOGY	\$ 1,133,400.00	\$ 106,532.20	\$ 106,532.20	\$ 1,026,867.80	\$ -	90.60%
40	OPERATIONS						
410	Source of Supply Personnel						
01-40-410-500105	Labor	\$ 520,500.00	\$ 51,002.58	\$ 51,002.58	\$ 469,497.42	\$ -	90.20%

Item 4a

Account Number	Description	Budget	Period Amt	End Bal	Variance	Encumbered	% Avail/
01-40-410-500109	FLSA Overtime	\$ 500.00	\$ -	\$ -	\$ 500.00	\$ -	100.00%
01-40-410-500110	Overtime	\$ 25,500.00	\$ 2,764.90	\$ 2,764.90	\$ 22,735.10	\$ -	89.16%
01-40-410-500111	Double Time	\$ 12,000.00	\$ 1,321.04	\$ 1,321.04	\$ 10,678.96	\$ -	88.99%
01-40-410-500113	Standby/On-Call	\$ 11,000.00	\$ 1,680.00	\$ 1,680.00	\$ 9,320.00	\$ -	84.73%
01-40-410-500114	Incentive Pay	\$ 3,000.00	\$ 200.00	\$ 200.00	\$ 2,800.00	\$ -	93.33%
01-40-410-500115	Social Security	\$ 41,500.00	\$ 3,842.20	\$ 3,842.20	\$ 37,657.80	\$ -	90.74%
01-40-410-500120	Medicare	\$ 10,000.00	\$ 898.58	\$ 898.58	\$ 9,101.42	\$ -	91.01%
01-40-410-500125	Health Insurance	\$ 128,500.00	\$ 10,699.08	\$ 10,699.08	\$ 117,800.92	\$ -	91.67%
01-40-410-500140	Life Insurance	\$ 1,000.00	\$ 63.60	\$ 63.60	\$ 936.40	\$ -	93.64%
01-40-410-500143	EAP Program	\$ 500.00	\$ 9.85	\$ 9.85	\$ 490.15	\$ -	98.03%
01-40-410-500145	Workers' Compensation	\$ 22,000.00	\$ 2,309.97	\$ 2,309.97	\$ 19,690.03	\$ -	89.50%
01-40-410-500150	Unemployment Insurance	\$ 36,500.00	\$ -	\$ -	\$ 36,500.00	\$ -	100.00%
01-40-410-500155	Retirement/CalPERS	\$ 125,500.00	\$ 11,309.71	\$ 11,309.71	\$ 114,190.29	\$ -	90.99%
01-40-410-500165	Uniforms and Employee Benefits	\$ 3,500.00	\$ -	\$ -	\$ 3,500.00	\$ -	100.00%
01-40-410-500175	Training/Education/Mtgs/Travel	\$ 3,000.00	\$ -	\$ -	\$ 3,000.00	\$ -	100.00%
01-40-410-500180	Accrued Sick Leave Expense	\$ 24,000.00	\$ 2,385.88	\$ 2,385.88	\$ 21,614.12	\$ -	90.06%
01-40-410-500185	Accrued Vacation Leave Expense	\$ 42,000.00	\$ 3,666.03	\$ 3,666.03	\$ 38,333.97	\$ -	91.27%
01-40-410-500187	Accrued Leave Payments	\$ 30,000.00	\$ -	\$ -	\$ 30,000.00	\$ -	100.00%
01-40-410-500195	CIP Related Labor	\$ (22,800.00)	\$ -	\$ -	\$ (22,800.00)	\$ -	100.00%
430	Cross-Connection/Non-Potable Water Personnel						
01-40-430-500105	Labor	\$ 111,000.00	\$ 9,977.20	\$ 9,977.20	\$ 101,022.80	\$ -	91.01%
01-40-430-500109	FLSA Overtime	\$ 500.00	\$ -	\$ -	\$ 500.00	\$ -	100.00%
01-40-430-500110	Overtime	\$ 6,500.00	\$ -	\$ -	\$ 6,500.00	\$ -	100.00%
01-40-430-500111	Double Time	\$ 1,000.00	\$ -	\$ -	\$ 1,000.00	\$ -	100.00%
01-40-430-500114	Incentive Pay	\$ 1,000.00	\$ 50.00	\$ 50.00	\$ 950.00	\$ -	95.00%
01-40-430-500115	Social Security	\$ 9,000.00	\$ 744.84	\$ 744.84	\$ 8,255.16	\$ -	91.72%
01-40-430-500120	Medicare	\$ 2,500.00	\$ 174.20	\$ 174.20	\$ 2,325.80	\$ -	93.03%
01-40-430-500125	Health Insurance	\$ 26,000.00	\$ 2,154.05	\$ 2,154.05	\$ 23,845.95	\$ -	91.72%
01-40-430-500140	Life Insurance	\$ 500.00	\$ 13.02	\$ 13.02	\$ 486.98	\$ -	97.40%
01-40-430-500143	EAP Program	\$ 500.00	\$ 1.97	\$ 1.97	\$ 498.03	\$ -	99.61%
01-40-430-500145	Workers' Compensation	\$ 5,000.00	\$ 453.09	\$ 453.09	\$ 4,546.91	\$ -	90.94%
01-40-430-500150	Unemployment Insurance	\$ 2,000.00	\$ -	\$ -	\$ 2,000.00	\$ -	100.00%
01-40-430-500155	Retirement/CalPERS	\$ 37,500.00	\$ 3,552.17	\$ 3,552.17	\$ 33,947.83	\$ -	90.53%
01-40-430-500165	Uniforms and Employee Benefits	\$ 1,000.00	\$ -	\$ -	\$ 1,000.00	\$ -	100.00%
01-40-430-500175	Training/Education/Mtgs/Travel	\$ 3,500.00	\$ -	\$ -	\$ 3,500.00	\$ -	100.00%
01-40-430-500180	Accrued Sick Leave Expense	\$ 5,500.00	\$ -	\$ -	\$ 5,500.00	\$ -	100.00%
01-40-430-500185	Accrued Vacation Leave Expense	\$ 8,000.00	\$ 1,975.60	\$ 1,975.60	\$ 6,024.40	\$ -	75.31%
01-40-430-500187	Accrued Leave Payments	\$ 8,000.00	\$ -	\$ -	\$ 8,000.00	\$ -	100.00%
440	Transmission & Distribution Personnel						
01-40-440-500105	Labor	\$ 1,424,500.00	\$ 123,261.20	\$ 123,261.20	\$ 1,301,238.80	\$ -	91.35%
01-40-440-500109	FLSA Overtime	\$ 1,000.00	\$ -	\$ -	\$ 1,000.00	\$ -	100.00%
01-40-440-500110	Overtime	\$ 63,500.00	\$ 4,053.99	\$ 4,053.99	\$ 59,446.01	\$ -	93.62%
01-40-440-500111	Double Time	\$ 27,000.00	\$ 4,843.04	\$ 4,843.04	\$ 22,156.96	\$ -	82.06%

Item 4a

Account Number	Description	Budget	Period Amt	End Bal	Variance	Encumbered	% Avail/
01-40-440-500113	Standby/On-Call	\$ 23,000.00	\$ 2,940.00	\$ 2,940.00	\$ 20,060.00	\$ -	87.22%
01-40-440-500114	Incentive Pay	\$ 7,000.00	\$ -	\$ -	\$ 7,000.00	\$ -	100.00%
01-40-440-500115	Social Security	\$ 112,000.00	\$ 9,390.15	\$ 9,390.15	\$ 102,609.85	\$ -	91.62%
01-40-440-500120	Medicare	\$ 26,500.00	\$ 2,196.05	\$ 2,196.05	\$ 24,303.95	\$ -	91.71%
01-40-440-500125	Health Insurance	\$ 349,500.00	\$ 18,954.21	\$ 18,954.21	\$ 330,545.79	\$ -	94.58%
01-40-440-500140	Life Insurance	\$ 2,500.00	\$ 144.88	\$ 144.88	\$ 2,355.12	\$ -	94.20%
01-40-440-500143	EAP Program	\$ 1,000.00	\$ 25.44	\$ 25.44	\$ 974.56	\$ -	97.46%
01-40-440-500145	Workers' Compensation	\$ 48,500.00	\$ 5,031.96	\$ 5,031.96	\$ 43,468.04	\$ -	89.62%
01-40-440-500155	Retirement/CalPERS	\$ 282,500.00	\$ 25,546.91	\$ 25,546.91	\$ 256,953.09	\$ -	90.96%
01-40-440-500165	Uniforms and Employee Benefits	\$ 18,600.00	\$ -	\$ -	\$ 18,600.00	\$ -	100.00%
01-40-440-500175	Training/Education/Mtgs/Travel	\$ 20,000.00	\$ 4,105.93	\$ 4,105.93	\$ 15,894.07	\$ -	79.47%
01-40-440-500180	Accrued Sick Leave Expense	\$ 74,000.00	\$ 6,126.64	\$ 6,126.64	\$ 67,873.36	\$ -	91.72%
01-40-440-500185	Accrued Vacation Leave Expense	\$ 100,000.00	\$ 9,932.22	\$ 9,932.22	\$ 90,067.78	\$ -	90.07%
01-40-440-500187	Accrued Leave Payments	\$ 80,500.00	\$ -	\$ -	\$ 80,500.00	\$ -	100.00%
01-40-440-500195	CIP Related Labor	\$ (40,000.00)	\$ -	\$ -	\$ (40,000.00)	\$ -	100.00%
450	Inspections Personnel						
01-40-450-500105	Labor	\$ 74,000.00	\$ 1,849.80	\$ 1,849.80	\$ 72,150.20	\$ -	97.50%
01-40-450-500110	Overtime	\$ 12,000.00	\$ 80.15	\$ 80.15	\$ 11,919.85	\$ -	99.33%
01-40-450-500111	Double Time	\$ 4,500.00	\$ -	\$ -	\$ 4,500.00	\$ -	100.00%
01-40-450-500113	Standby/On-Call	\$ 3,000.00	\$ -	\$ -	\$ 3,000.00	\$ -	100.00%
01-40-450-500115	Social Security	\$ 6,000.00	\$ 119.85	\$ 119.85	\$ 5,880.15	\$ -	98.00%
01-40-450-500120	Medicare	\$ 1,500.00	\$ 28.02	\$ 28.02	\$ 1,471.98	\$ -	98.13%
01-40-450-500125	Health Insurance	\$ 19,000.00	\$ 127.40	\$ 127.40	\$ 18,872.60	\$ -	99.33%
01-40-450-500140	Life Insurance	\$ 500.00	\$ 2.56	\$ 2.56	\$ 497.44	\$ -	99.49%
01-40-450-500143	EAP Program	\$ 500.00	\$ 0.54	\$ 0.54	\$ 499.46	\$ -	99.89%
01-40-450-500145	Workers' Compensation	\$ 3,500.00	\$ 73.23	\$ 73.23	\$ 3,426.77	\$ -	97.91%
01-40-450-500155	Retirement/CalPERS	\$ 10,000.00	\$ 159.63	\$ 159.63	\$ 9,840.37	\$ -	98.40%
460	Customer Svc & Meter Reading Personnel						
01-40-460-500105	Labor	\$ 242,000.00	\$ 21,468.16	\$ 21,468.16	\$ 220,531.84	\$ -	91.13%
01-40-460-500109	FLSA Overtime	\$ 500.00	\$ -	\$ -	\$ 500.00	\$ -	100.00%
01-40-460-500110	Overtime	\$ 6,000.00	\$ 60.40	\$ 60.40	\$ 5,939.60	\$ -	98.99%
01-40-460-500111	Double Time	\$ 2,000.00	\$ -	\$ -	\$ 2,000.00	\$ -	100.00%
01-40-460-500113	Standby/On-Call	\$ 6,500.00	\$ -	\$ -	\$ 6,500.00	\$ -	100.00%
01-40-460-500114	Incentive Pay	\$ 1,500.00	\$ -	\$ -	\$ 1,500.00	\$ -	100.00%
01-40-460-500115	Social Security	\$ 19,000.00	\$ 1,560.15	\$ 1,560.15	\$ 17,439.85	\$ -	91.79%
01-40-460-500120	Medicare	\$ 4,500.00	\$ 364.89	\$ 364.89	\$ 4,135.11	\$ -	91.89%
01-40-460-500125	Health Insurance	\$ 65,500.00	\$ 5,811.28	\$ 5,811.28	\$ 59,688.72	\$ -	91.13%
01-40-460-500140	Life Insurance	\$ 500.00	\$ 29.87	\$ 29.87	\$ 470.13	\$ -	94.03%
01-40-460-500143	EAP Program	\$ 500.00	\$ 5.54	\$ 5.54	\$ 494.46	\$ -	98.89%
01-40-460-500145	Workers' Compensation	\$ 10,500.00	\$ 956.87	\$ 956.87	\$ 9,543.13	\$ -	90.89%
01-40-460-500155	Retirement/CalPERS	\$ 75,000.00	\$ 7,165.11	\$ 7,165.11	\$ 67,834.89	\$ -	90.45%
01-40-460-500165	Uniforms and Employee Benefits	\$ 2,500.00	\$ -	\$ -	\$ 2,500.00	\$ -	100.00%
01-40-460-500175	Training/Education/Mtgs/Travel	\$ 2,000.00	\$ 124.80	\$ 124.80	\$ 1,875.20	\$ -	93.76%

Item 4a

Account Number	Description	Budget	Period Amt	End Bal	Variance	Encumbered	% Avail/
01-40-460-500180	Accrued Sick Leave Expense	\$ 9,000.00	\$ 1,088.76	\$ 1,088.76	\$ 7,911.24	\$ -	87.90%
01-40-460-500185	Accrued Vacation Leave Expense	\$ 17,000.00	\$ 1,323.07	\$ 1,323.07	\$ 15,676.93	\$ -	92.22%
01-40-460-500187	Accrued Leave Payments	\$ 14,500.00	\$ -	\$ -	\$ 14,500.00	\$ -	100.00%
01-40-460-500195	CIP Related Labor	\$ (41,000.00)	\$ (363.39)	\$ (363.39)	\$ (40,636.61)	\$ -	99.11%
470	Maintenance & General Plant Personnel						
01-40-470-500105	Labor	\$ 189,000.00	\$ 16,739.95	\$ 16,739.95	\$ 172,260.05	\$ -	91.14%
01-40-470-500109	FLSA Overtime	\$ 500.00	\$ -	\$ -	\$ 500.00	\$ -	100.00%
01-40-470-500110	Overtime	\$ 4,000.00	\$ -	\$ -	\$ 4,000.00	\$ -	100.00%
01-40-470-500111	Double Time	\$ 1,000.00	\$ -	\$ -	\$ 1,000.00	\$ -	100.00%
01-40-470-500113	Standby/On-Call	\$ 3,000.00	\$ -	\$ -	\$ 3,000.00	\$ -	100.00%
01-40-470-500114	Incentive Pay	\$ 1,500.00	\$ -	\$ -	\$ 1,500.00	\$ -	100.00%
01-40-470-500115	Social Security	\$ 13,500.00	\$ 1,129.94	\$ 1,129.94	\$ 12,370.06	\$ -	91.63%
01-40-470-500120	Medicare	\$ 3,500.00	\$ 264.28	\$ 264.28	\$ 3,235.72	\$ -	92.45%
01-40-470-500125	Health Insurance	\$ 47,000.00	\$ 3,325.83	\$ 3,325.83	\$ 43,674.17	\$ -	92.92%
01-40-470-500140	Life Insurance	\$ 500.00	\$ 18.11	\$ 18.11	\$ 481.89	\$ -	96.38%
01-40-470-500143	EAP Program	\$ 500.00	\$ 3.94	\$ 3.94	\$ 496.06	\$ -	99.21%
01-40-470-500145	Workers' Compensation	\$ 8,000.00	\$ 690.84	\$ 690.84	\$ 7,309.16	\$ -	91.36%
01-40-470-500155	Retirement/CalPERS	\$ 17,500.00	\$ 1,540.09	\$ 1,540.09	\$ 15,959.91	\$ -	91.20%
01-40-470-500165	Uniforms and Employee Benefits	\$ 2,000.00	\$ -	\$ -	\$ 2,000.00	\$ -	100.00%
01-40-470-500175	Training/Education/Mtgs/Travel	\$ 2,000.00	\$ -	\$ -	\$ 2,000.00	\$ -	100.00%
01-40-470-500180	Accrued Sick Leave Expenses	\$ 7,500.00	\$ 111.40	\$ 111.40	\$ 7,388.60	\$ -	98.51%
01-40-470-500185	Accrued Vacation Expenses	\$ 8,500.00	\$ 1,361.50	\$ 1,361.50	\$ 7,138.50	\$ -	83.98%
01-40-470-500187	Accrued Leave Payments	\$ 3,500.00	\$ -	\$ -	\$ 3,500.00	\$ -	100.00%
	OPERATIONS Personnel	\$ 4,753,800.00	\$ 395,024.75	\$ 395,024.75	\$ 4,358,775.25	\$ -	91.69%
410	Source of Supply Materials & Supplies						
01-40-410-501101	Electricity - Wells	\$ 3,100,000.00	\$ -	\$ -	\$ 3,100,000.00	\$ -	100.00%
01-40-410-501201	Gas - Wells	\$ 500.00	\$ 15.29	\$ 15.29	\$ 484.71	\$ -	96.94%
01-40-410-510011	Treatment and Chemicals	\$ 221,000.00	\$ -	\$ -	\$ 221,000.00	\$ 18,950.40	91.43%
01-40-410-510021	Lab Testing	\$ 94,500.00	\$ 5,063.03	\$ 5,063.03	\$ 89,436.97	\$ -	94.64%
01-40-410-510031	Small Tools, Parts, & Maint	\$ 7,000.00	\$ 1,060.97	\$ 1,060.97	\$ 5,939.03	\$ -	84.84%
01-40-410-520021	Maint & Repair-Telemetry	\$ 5,000.00	\$ 154.70	\$ 154.70	\$ 4,845.30	\$ -	96.91%
01-40-410-520061	Maint & Repair-Pumping Equip	\$ 118,000.00	\$ 28,999.47	\$ 28,999.47	\$ 89,000.53	\$ -	75.42%
01-40-410-530001	Minor Capital Acquisitions	\$ 10,000.00	\$ -	\$ -	\$ 10,000.00	\$ -	100.00%
01-40-410-550066	Subscriptions	\$ 2,000.00	\$ 1,633.26	\$ 1,633.26	\$ 366.74	\$ -	18.34%
430	Cross-Connection/Non-Potable Water Materials & Supplies						
01-40-430-510031	Small Tools Parts & Maint	\$ 3,000.00	\$ -	\$ -	\$ 3,000.00	\$ -	100.00%
01-40-430-540001	Backflow Maintenance	\$ 15,000.00	\$ 593.70	\$ 593.70	\$ 14,406.30	\$ -	96.04%
01-40-430-550066	Subscriptions	\$ 3,700.00	\$ -	\$ -	\$ 3,700.00	\$ -	100.00%
440	Transmission & Distribution Materials & Supplies						
01-40-440-500178	General Safety Supplies	\$ 12,000.00	\$ 675.31	\$ 675.31	\$ 11,324.69	\$ -	94.37%
01-40-440-510031	Small Tools, Parts, & Maint	\$ 18,000.00	\$ 6,139.02	\$ 6,139.02	\$ 11,860.98	\$ -	65.89%
01-40-440-520071	Maint & Repair-Pipeline/FireHy	\$ 145,000.00	\$ 173.34	\$ 173.34	\$ 144,826.66	\$ 9,920.94	93.04%

Item 4a

Account Number	Description	Budget	Period Amt	End Bal	Variance	Encumbered	% Avail/
01-40-440-520081	Maint & Repair-Hydraulic Valve	\$ 42,000.00	\$ -	\$ -	\$ 42,000.00	\$ -	100.00%
01-40-440-530001	Minor Capital Acquisitions	\$ 5,000.00	\$ -	\$ -	\$ 5,000.00	\$ -	100.00%
01-40-440-540024	Inventory Adjustments	\$ 50,000.00	\$ -	\$ -	\$ 50,000.00	\$ -	100.00%
01-40-440-540036	Line Locates	\$ 3,800.00	\$ 204.25	\$ 204.25	\$ 3,595.75	\$ -	94.63%
01-40-440-540042	Meters Maintenance & Services	\$ 200,000.00	\$ 6,361.23	\$ 6,361.23	\$ 193,638.77	\$ -	96.82%
01-40-440-540078	Reservoir Maintenance	\$ 65,000.00	\$ 81.55	\$ 81.55	\$ 64,918.45	\$ -	99.87%
470	Maintenance & General Plant Materials & Supplies						
01-40-470-501111	Electricity -560 Magnolia Ave	\$ 44,000.00	\$ -	\$ -	\$ 44,000.00	\$ -	100.00%
01-40-470-501121	Electricity -12303 Oak Glen Rd	\$ 4,000.00	\$ -	\$ -	\$ 4,000.00	\$ -	100.00%
01-40-470-501131	Electricity -13695 Oak Glen Rd	\$ 3,600.00	\$ -	\$ -	\$ 3,600.00	\$ -	100.00%
01-40-470-501141	Electricity -13697 Oak Glen Rd	\$ 3,600.00	\$ 240.55	\$ 240.55	\$ 3,359.45	\$ -	93.32%
01-40-470-501151	Electricity -9781 AveMiravilla	\$ 2,500.00	\$ -	\$ -	\$ 2,500.00	\$ -	100.00%
01-40-470-501161	Electricity -815 E 12th St	\$ 15,400.00	\$ -	\$ -	\$ 15,400.00	\$ -	100.00%
01-40-470-501171	Electricity -851 E 6th St	\$ 5,400.00	\$ -	\$ -	\$ 5,400.00	\$ -	100.00%
01-40-470-501321	Propane -12303 Oak Glen Rd	\$ 2,000.00	\$ -	\$ -	\$ 2,000.00	\$ -	100.00%
01-40-470-501331	Propane -13695 Oak Glen Rd	\$ 4,000.00	\$ 165.35	\$ 165.35	\$ 3,834.65	\$ -	95.87%
01-40-470-501341	Propane -13697 Oak Glen Rd	\$ 5,500.00	\$ 552.41	\$ 552.41	\$ 4,947.59	\$ -	89.96%
01-40-470-501351	Propane -9781 AveMiravilla	\$ 2,300.00	\$ 377.36	\$ 377.36	\$ 1,922.64	\$ -	83.59%
01-40-470-501411	Sanitation -560 Magnolia Ave	\$ 7,500.00	\$ 506.25	\$ 506.25	\$ 6,993.75	\$ -	93.25%
01-40-470-501461	Sanitation -815 E 12th Ave	\$ 6,500.00	\$ 533.51	\$ 533.51	\$ 5,966.49	\$ -	91.79%
01-40-470-501471	Sanitation -11083 Cherry Ave	\$ 7,000.00	\$ 366.32	\$ 366.32	\$ 6,633.68	\$ -	94.77%
01-40-470-501481	Sanitation - 39500 Brookside	\$ 8,000.00	\$ 514.54	\$ 514.54	\$ 7,485.46	\$ -	93.57%
01-40-470-501600	Property Maintenance & Repairs	\$ 4,000.00	\$ -	\$ -	\$ 4,000.00	\$ -	100.00%
01-40-470-501611	Maint & Repair-560 Magnolia	\$ 83,600.00	\$ 2,416.77	\$ 2,416.77	\$ 81,183.23	\$ -	97.11%
01-40-470-501621	Maint & Repair-12303 Oak Glen	\$ 31,000.00	\$ -	\$ -	\$ 31,000.00	\$ -	100.00%
01-40-470-501631	Maint & Repair-13695 Oak Glen	\$ 6,000.00	\$ -	\$ -	\$ 6,000.00	\$ -	100.00%
01-40-470-501641	Maint & Repair-13697 Oak Glen	\$ 7,000.00	\$ 170.03	\$ 170.03	\$ 6,829.97	\$ -	97.57%
01-40-470-501651	Maint & Repair-9781 Avenida	\$ 4,500.00	\$ 110.00	\$ 110.00	\$ 4,390.00	\$ -	97.56%
01-40-470-501661	Maint & Repair-815 E 12th St	\$ 83,000.00	\$ 2,102.75	\$ 2,102.75	\$ 80,897.25	\$ -	97.47%
01-40-470-501671	Maint & Repair-851 E 6th St	\$ 4,200.00	\$ 473.46	\$ 473.46	\$ 3,726.54	\$ -	88.73%
01-40-470-501681	Maint & Repair-39500 Brookside	\$ 5,000.00	\$ -	\$ -	\$ 5,000.00	\$ -	100.00%
01-40-470-501691	Maint & Repair-Buildings(Gen)	\$ 80,000.00	\$ 641.81	\$ 641.81	\$ 79,358.19	\$ -	99.20%
01-40-470-510001	Auto/Fuel	\$ 179,300.00	\$ 8,287.80	\$ 8,287.80	\$ 171,012.20	\$ -	95.38%
01-40-470-510002	CIP Related Fuel	\$ (10,000.00)	\$ -	\$ -	\$ (10,000.00)	\$ -	100.00%
01-40-470-520011	Maint & Repair-Safety Equip	\$ 20,000.00	\$ -	\$ -	\$ 20,000.00	\$ -	100.00%
01-40-470-520031	Maint & Repair-General Equip	\$ 80,000.00	\$ 5,932.58	\$ 5,932.58	\$ 74,067.42	\$ -	92.58%
01-40-470-520041	Maintenance & Repair-Fleet	\$ 80,000.00	\$ 6,128.73	\$ 6,128.73	\$ 73,871.27	\$ -	92.34%
01-40-470-520051	Maintenance & Repair-Paving	\$ 120,000.00	\$ -	\$ -	\$ 120,000.00	\$ -	100.00%
01-40-470-520053	Maint & Repair-Paving-Beaumont	\$ 300,000.00	\$ -	\$ -	\$ 300,000.00	\$ -	100.00%
01-40-470-530001	Minor Capital Acquisitions	\$ 5,000.00	\$ -	\$ -	\$ 5,000.00	\$ -	100.00%
01-40-470-540052	Encroachment Permits	\$ 20,000.00	\$ -	\$ -	\$ 20,000.00	\$ -	100.00%
	OPERATIONS Materials & Supplies	\$ 5,344,400.00	\$ 80,675.34	\$ 80,675.34	\$ 5,263,724.66	\$ 28,871.34	97.95%

Item 4a

Account Number	Description	Budget	Period Amt	End Bal	Variance	Encumbered	% Avail/
410	Source of Supply Services						
01-40-410-500501	State Project Water Purchases	\$ 4,468,800.00	\$ -	\$ -	\$ 4,468,800.00	\$ -	100.00%
01-40-410-540084	Regulations Mandates & Tariffs	\$ 160,000.00	\$ 18,324.30	\$ 18,324.30	\$ 141,675.70	\$ -	88.55%
430	Cross-Connection/Non-Potable Water Services						
01-40-430-550051	Advertising/Legal Notices	\$ 500.00	\$ -	\$ -	\$ 500.00	\$ -	100.00%
440	Transmission & Distribution Services						
01-40-440-550051	Advertising/Legal Notices	\$ 5,000.00	\$ -	\$ -	\$ 5,000.00	\$ -	100.00%
01-40-440-500190	Temporary Labor	\$ 63,300.00	\$ 4,520.28	\$ 4,520.28	\$ 58,779.72	\$ -	92.86%
470	Maintenance & General Plant Services						
01-40-470-540030	Landscape Maintenance	\$ 82,000.00	\$ 5,040.00	\$ 5,040.00	\$ 76,960.00	\$ -	93.85%
01-40-470-540072	NCRF, Canyons, & Pond Maint	\$ 260,300.00	\$ 14,800.66	\$ 14,800.66	\$ 245,499.34	\$ -	94.31%
	OPERATIONS Services	\$ 5,039,900.00	\$ 42,685.24	\$ 42,685.24	\$ 4,997,214.76	\$ -	99.15%
Expense Total	OPERATIONS	\$ 15,138,100.00	\$ 518,385.33	\$ 518,385.33	\$ 14,619,714.67	\$ 28,871.34	96.38%
50	GENERAL						
01-50-510-500112	Stipend-Association Mtg Attend	\$ 1,300.00	\$ 75.00	\$ 75.00	\$ 1,225.00	\$ -	94.23%
	Personnel	\$ 1,300.00	\$ 75.00	\$ 75.00	\$ 1,225.00	\$ -	94.23%
01-50-510-502001	Rents/Leases	\$ 35,000.00	\$ 5,792.00	\$ 5,792.00	\$ 29,208.00	\$ -	83.45%
01-50-510-510031	Small Tools, Parts, & Maint	\$ 1,000.00	\$ 32.82	\$ 32.82	\$ 967.18	\$ -	96.72%
01-50-510-540066	Property Damage and Theft	\$ 60,000.00	\$ 99.04	\$ 99.04	\$ 59,900.96	\$ -	99.83%
01-50-510-550040	General Supplies	\$ 19,800.00	\$ 229.05	\$ 229.05	\$ 19,570.95	\$ -	98.84%
01-50-510-550060	Public Ed/Community Outreach	\$ 14,000.00	\$ 892.14	\$ 892.14	\$ 13,107.86	\$ -	93.63%
01-50-510-550072	Miscellaneous Operating Exp	\$ 1,000.00	\$ -	\$ -	\$ 1,000.00	\$ -	100.00%
01-50-510-550074	Disaster Prepared Ongoing Exp	\$ 11,000.00	\$ 769.92	\$ 769.92	\$ 10,230.08	\$ -	93.00%
	General Materials & Supplies	\$ 141,800.00	\$ 7,814.97	\$ 7,814.97	\$ 133,985.03	\$ -	94.49%
01-50-510-550096	Beaumont Basin Watermaster	\$ 135,000.00	\$ 4,132.54	\$ 4,132.54	\$ 130,867.46	\$ -	96.94%
01-50-510-550097	SAWPA Basin Monitoring Program	\$ 30,000.00	\$ 2,373.68	\$ 2,373.68	\$ 27,626.32	\$ -	92.09%
	General Services	\$ 165,000.00	\$ 6,506.22	\$ 6,506.22	\$ 158,493.78	\$ -	96.06%
Expense Total	GENERAL	\$ 308,100.00	\$ 14,396.19	\$ 14,396.19	\$ 293,703.81	\$ -	95.33%
Expense Total	ALL EXPENSES	\$ 25,829,000.00	\$ 1,333,971.22	\$ 1,333,971.22	\$ 24,495,028.78	\$ 28,871.34	94.72%



**Beaumont-Cherry Valley Water District
Finance and Audit Committee Meeting
March 6, 2025**

Item 4b

STAFF REPORT

TO: Finance and Audit Committee
FROM: William Clayton, Finance Manager
SUBJECT: **January 31, 2025, Cash Balance and Investment Report**

Staff Recommendation

Approve the January 31, 2025, Cash Balance and Investment Report.

Summary

Attached is the Cash and Investment Report as of January 31, 2025. The District's total invested cash and marketable securities have a market value of \$85,030,478.09.

Analysis

The attached reports include the following elements following 5045.17 Investment Reporting:

- a. Listing of individual securities held at the end of the reporting period;
- b. Cost and market value of all securities, including realized and unrealized market value gains or losses per GASB requirements;
- c. Average weighted yield to maturity of the portfolio;
- d. Listing of investment by maturity date;
- e. Percentage of the total portfolio, which each type of investment represents;
- f. Statement of compliance with Investment Policy, including an explanation of any compliance exceptions (CGC Section 53646); and
- g. Certification of sufficient liquidity to meet budgeted expenditures over the ensuing six months (CGC Section 53646)

Investments, in type, maturity, and percentage of the total portfolio, follow the existing Board approved investment policy.

The weighted average maturity (WAM) of the portfolio is 504 days. The maximum WAM allowed by the Investment Policy is 1,825 days. The current portfolio and expected revenue cash flow will be sufficient to meet budgeted expenditure requirements for the next six months and the foreseeable future.

Attachment(s)

1. January 31, 2025, Cash Balance and Investment Report
2. Local Agency Investment Fund January 2025 Statement
3. Chandler Asset Management Portfolio Summary as of January 31, 2025
4. Chandler Asset Management Statement of Compliance as of January 31, 2025
5. Chandler Asset Management Holdings Report as of January 31, 2025
6. Chandler Asset Management Income Earned Report as of January 31, 2025

Staff Report prepared by Erica Gonzales, Management Analyst II

Attachment 1



**Beaumont-Cherry Valley Water District
Cash Balance & Investment Report ⁽¹⁾
As of January 31, 2025**

Account Name	Account Ending #	Balance	Cash Balance Per Account	
			Prior Month Balance	Difference
Wells Fargo				
General	4152	\$2,110,316.56	\$2,052,602.33	\$57,714.23 ⁽³⁾
Total Cash		\$ 2,110,316.56	\$ 2,052,602.33	\$ 57,714.23

Investment Summary

Account Name	Market Value	Prior Month Balance	Difference	Actual % of Total	Rate	Current Period Income	Income Year-to-Date ⁽⁴⁾
Ca. State Treasurer's Office: Local Agency Investment Fund	\$42,764,549.21	\$43,889,106.89	(\$1,124,557.68) ⁽²⁾	52%	4.34%	\$0.00	\$0.00
CalTRUST Short Term Fund	\$0.00	\$0.00 ⁽⁵⁾	\$0.00	0%	4.40%	\$0.00	\$0.00
Chandler Investment Services	\$40,155,612.32 ⁽³⁾	\$39,965,837.92	\$189,774.40	48%	4.40%	\$137,034.06	\$137,034.06
Total Investments	\$82,920,161.53	\$83,854,944.81	(\$934,783.28)				
Total Cash & Investments	\$ 85,030,478.09	\$ 85,907,547.14	\$ (877,069.05)				

Account Name	Book Value	Prior Month Balance	Difference
Chandler Investment Services	\$39,857,041.53	\$39,755,170.14	\$101,871.39
Book - MV	\$ (298,570.79)	\$ (210,667.78)	\$101,871.39

The investments above are in accordance with the District's investment policy. William C. Clift William Clayton, Finance Manager

BCVWD will be able to meet its cash flow obligations for the next 6 months. Sylvia Molina Sylvia Molina, Assistant Director of Finance and Administration

The investments above have been reviewed by the General Manager. Daniel K. Jagers Daniel K. Jagers, General Manager

(1) All investments held are in compliance with the District's Investment Policy pertaining to maximum specified percentages of the District's portfolio, maturity, and par amount.
 (2) Transfer of \$1.5M to General account to cover purchase of 5,884 AF of water for November and December 2024 from SGPWA, offset by \$375K in interest received.
 (3) Market Value is the value of the investment if sold at the end of the period. Book Value is the value of the investment if held until maturity.
 (4) Income Year-to-Date is based on Income Earned for each reporting period in total prior to the application of bank fees.
 (5) Redemption of full investment March 2022.

California State Treasurer
Fiona Ma, CPA



Local Agency Investment Fund
 P.O. Box 942809
 Sacramento, CA 94209-0001
 (916) 653-3001

February 04, 2025

[LAIF Home](#)
[PMIA Average Monthly Yields](#)

BEAUMONT-CHERRY VALLEY WATER DISTRICT

TREASURER
 P.O. BOX 2037
 BEAUMONT, CA 92223

[Tran Type Definitions](#)

[REDACTED]

January 2025 Statement

Effective Date	Transaction Date	Tran Type	Confirm Number	Web Confirm Number	Authorized Caller	Amount
1/15/2025	1/14/2025	QRD	1766945	N/A	SYSTEM	510,442.32
1/23/2025	1/22/2025	RW	1767958	1728510	SYLVIA MOLINA	-1,635,000.00

Account Summary.

Total Deposit:	510,442.32	Beginning Balance:	43,889,106.89
Total Withdrawal:	-1,635,000.00	Ending Balance:	42,764,549.21



PORTFOLIO SUMMARY

Beaumont-Cherry Valley Water District | ██████████ | As of January 31, 2025

Portfolio Characteristics

Average Modified Duration	1.87
Average Coupon	3.76%
Average Purchase YTM	4.21%
Average Market YTM	4.40%
Average Quality*	AA+
Average Final Maturity	2.24
Average Life	1.92

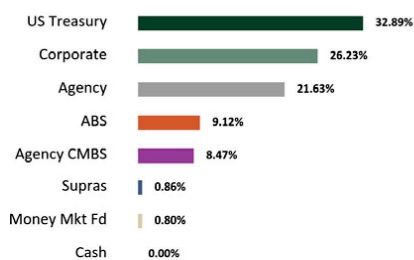
Account Summary

	End Values as of 12/31/2024	End Values as of 01/31/2025
Market Value	39,666,088.30	39,823,636.48
Accrued Interest	299,749.62	331,975.84
Total Market Value	39,965,837.92	40,155,612.32
Income Earned	151,879.74	140,413.61
Cont/WD	0.00	0.00
Par	40,000,635.44	40,087,908.61
Book Value	39,755,170.14	39,857,041.53
Cost Value	39,392,776.43	39,541,965.72

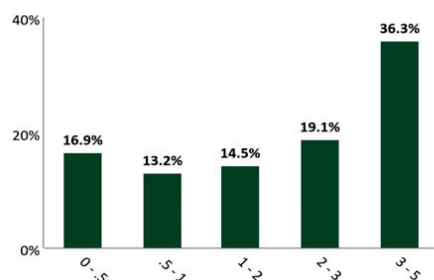
Top Issuers

Government of The United States	32.89%
Farm Credit System	12.99%
FHLMC	8.47%
Federal Home Loan Banks	7.42%
Toyota Auto Receivables Owner Trust	1.35%
Toyota Motor Corporation	1.31%
Bank of America Corporation	1.25%
FNMA	1.23%

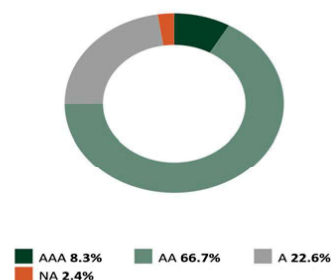
Sector Allocation



Maturity Distribution



Credit Quality (S&P)



Performance Review

Total Rate of Return**	1M	3M	YTD	1YR	2YRS	3YRS	5YRS	10YRS	Since Inception (04/01/22)
Beaumont-Cherry Valley WD	0.48%	1.00%	0.48%	4.50%	4.46%	--	--	--	3.23%
Benchmark Return	0.43%	0.96%	0.43%	4.13%	4.03%	--	--	--	2.59%

*The credit quality is a weighted average calculation of the highest of S&P, Moody's and Fitch

**Periods over 1 year are annualized.

Benchmark: ICE BofA 1-3 Year US Treasury Index Secondary Benchmark:

STATEMENT OF COMPLIANCE

BCVWD Consolidated | ██████████ | As of January 31, 2025

Rules Name	Limit	Actual	Compliance Status	Notes
AGENCY MORTGAGE SECURITIES (CMOS)				
Max % (MV; ABS, CMO, & MBS)	20.0	8.4	Compliant	
Max Maturity (Years)	5.0	4.0	Compliant	
Min Rating (AA- by 1)	0.0	0.0	Compliant	
ASSET-BACKED SECURITIES (ABS)				
Max % (MV; ABS, CMO & MBS)	20.0	8.4	Compliant	
Max % Issuer (MV)	5.0	0.5	Compliant	
Max Maturity (Years)	5	4	Compliant	
Min Rating (AA- by 1)	0.0	0.0	Compliant	
BANKERS' ACCEPTANCES				
Max % (MV)	40.0	0.0	Compliant	
Max % Issuer (MV)	5.0	0.0	Compliant	
Max Maturity (Days)	180	0.0	Compliant	
Min Rating (A-1 by 1)	0.0	0.0	Compliant	
CERTIFICATE OF DEPOSIT PLACEMENT SERVICE (CDARS)				
Max % (MV)	50.0	0.0	Compliant	
COLLATERALIZED TIME DEPOSITS (NON-NEGOTIABLE CD/TD)				
Max % Issuer (MV)	5.0	0.0	Compliant	
COMMERCIAL PAPER				
Max % (MV)	25.0	0.0	Compliant	
Max % Issuer (MV)	5.0	0.0	Compliant	
Max Maturity (Days)	270	0.0	Compliant	
Min Rating (A-1 by 1 or A- by 1)	0.0	0.0	Compliant	
CORPORATE MEDIUM TERM NOTES				
Max % (MV)	30.0	12.6	Compliant	
Max % Issuer (MV)	5.0	0.6	Compliant	
Max Maturity (Years)	5	4	Compliant	
Min Rating (A- by 1)	0.0	0.0	Compliant	
FEDERAL AGENCIES				
Max % (MV)	100.0	10.4	Compliant	
Max Maturity (Years)	5	3	Compliant	
LOCAL GOVERNMENT INVESTMENT POOL (LGIP)				
Min Rating (AA- by 1)	0.0	0.0	Compliant	

STATEMENT OF COMPLIANCE



BCVWD Consolidated | ██████████ | As of January 31, 2025

Rules Name	Limit	Actual	Compliance Status	Notes
MONEY MARKET MUTUAL FUNDS				
Max % (MV)	20.0	0.4	Compliant	
Min Rating (AAA by 2)	0.0	0.0	Compliant	
MORTGAGE-BACKED SECURITIES (NON-AGENCY)				
Max % (MV)	20.0	0.0	Compliant	
Max % Issuer (MV)	5.0	0.0	Compliant	
Max Maturity (Years)	5.0	0.0	Compliant	
Min Rating (AA- by 1)	0.0	0.0	Compliant	
MUNICIPAL SECURITIES (CA, LOCAL AGENCY)				
Max % Issuer (MV)	5.0	0.0	Compliant	
Max Maturity (Years)	5	0.0	Compliant	
MUNICIPAL SECURITIES (CA, OTHER STATES)				
Max % Issuer (MV)	5.0	0.0	Compliant	
Max Maturity (Years)	5	0.0	Compliant	
NEGOTIABLE CERTIFICATES OF DEPOSIT (NCD)				
Max % (MV)	30.0	0.0	Compliant	
Max % Issuer (MV)	5.0	0.0	Compliant	
Max Maturity (Years)	5	0.0	Compliant	
REPURCHASE AGREEMENTS				
Max % (MV)	10.0	0.0	Compliant	
Max Maturity (Years)	1.0	0.0	Compliant	
REVERSE REPURCHASE AGREEMENTS				
Max % (MV)	20.0	0.0	Compliant	
Max Maturity (Days)	92.0	0.0	Compliant	
SUPRANATIONAL OBLIGATIONS				
Max % (MV)	30.0	0.4	Compliant	
Max % Issuer (MV)	5.0	0.4	Compliant	
Max Maturity (Years)	5	3	Compliant	
Min Rating (AA- by 1)	0.0	0.0	Compliant	
U.S. TREASURIES				
Max % (MV)	100.0	15.8	Compliant	
Max Maturity (Years)	5	4	Compliant	

HOLDINGS REPORT

BCVWD Consolidated | ██████████ | As of January 31, 2025

Cusip	Security Description	Par Value/ Units	Purchase Date Purchase Yield	Cost Value Book Value	Mkt Price Mkt YTM	Market Value Accrued Int.	% of Port. Gain/Loss	Moody's/ S&P/ Fitch	Maturity Duration
ABS									
05593AAC3	BMWLT 2023-1 A3 5.16 11/25/2025	6,785.65	02/07/2023 5.43%	6,785.49 6,785.60	100.04 4.68%	6,788.50 5.84	0.01% 2.89	AAA/AAA NA	0.82 0.08
47789QAC4	JDOT 2021-B A3 0.52 03/16/2026	11,138.45	05/02/2022 3.81%	10,555.42 10,982.33	99.66 3.58%	11,100.85 2.57	0.01% 118.52	AAA/NA AAA	1.12 0.11
89238JAC9	TAOT 2021-D A3 0.71 04/15/2026	5,356.46	12/14/2022 5.27%	5,044.48 5,244.89	99.42 5.04%	5,325.31 1.69	0.01% 80.43	NA/AAA AAA	1.20 0.13
43815PAC3	HAROT 2022-2 A3 3.73 07/20/2026	23,085.15	08/15/2022 3.87%	23,083.77 23,084.69	99.66 4.68%	23,006.44 31.09	0.03% (78.25)	NA/AAA AAA	1.47 0.37
89238FAD5	TAOT 2022-B A3 2.93 09/15/2026	75,046.50	-- 3.31%	74,514.75 74,862.38	99.45 4.65%	74,635.38 97.73	0.09% (227.00)	AAA/AAA NA	1.62 0.32
362585AC5	GMCAR 2022-2 A3 3.1 02/16/2027	16,605.96	04/05/2022 3.16%	16,602.49 16,604.81	99.40 4.65%	16,506.12 21.45	0.02% (98.69)	AAA/AAA NA	2.04 0.39
47800AAC4	JDOT 2022-B A3 3.74 02/16/2027	64,480.48	07/12/2022 3.77%	64,474.32 64,478.09	99.55 4.53%	64,192.29 107.18	0.08% (285.80)	AAA/NA AAA	2.04 0.58
05611UAD5	BMWLT 2024-1 A3 4.98 03/25/2027	300,000.00	06/20/2024 5.40%	298,406.25 298,762.35	100.49 4.55%	301,465.95 249.00	0.36% 2,703.60	AAA/AAA NA	2.15 1.02
89231CAD9	TAOT 2022-C A3 3.76 04/15/2027	91,628.21	08/08/2022 3.80%	91,612.90 91,621.24	99.66 4.43%	91,314.44 153.12	0.11% (306.81)	NA/AAA AAA	2.20 0.53
36265WAD5	GMCAR 2022-3 A3 3.64 04/16/2027	29,546.70	07/06/2022 3.93%	29,546.50 29,546.62	99.63 4.61%	29,436.34 44.81	0.04% (110.29)	AAA/NA AAA	2.21 0.40
43815JAC7	HAROT 2023-1 A3 5.04 04/21/2027	44,008.46	02/16/2023 5.09%	44,000.28 44,004.10	100.32 4.55%	44,148.95 61.61	0.05% 144.85	AAA/NA AAA	2.22 0.58
02582JIT8	AMXCA 2022-2 A 3.39 05/17/2027	235,000.00	05/17/2022 3.42%	234,948.02 234,992.89	99.67 4.60%	234,232.11 354.07	0.28% (760.78)	NA/AAA AAA	0.28 0.28
47800BAC2	JDOT 2022-C A3 5.09 06/15/2027	150,294.07	10/12/2022 3.29%	150,282.40 150,288.47	100.30 4.72%	150,745.91 340.00	0.18% 457.45	AAA/NA AAA	2.37 0.71
36269WAD1	GMALT 2024-2 A3 5.39 07/20/2027	140,000.00	05/07/2024 5.85%	139,991.87 139,993.70	101.08 4.57%	141,515.54 230.57	0.17% 1,521.84	NA/AAA AAA	2.47 1.22
58770AAC7	MBART 2023-1 A3 4.51 11/15/2027	94,424.62	01/18/2023 4.56%	94,413.29 94,418.05	99.98 4.59%	94,404.60 189.27	0.11% (13.45)	NA/AAA AAA	2.79 0.60
437918AC9	HAROT 2024-1 A3 5.21 08/15/2028	290,000.00	02/13/2024 5.27%	289,987.39 289,990.06	100.99 4.55%	292,863.49 671.51	0.35% 2,873.43	AAA/AAA NA	3.54 1.36
161571HT4	CHAIT 2023-1 A 5.16 09/15/2028	410,000.00	09/07/2023 5.17%	409,886.35 409,917.76	101.09 4.50%	414,451.45 940.27	0.50% 4,533.69	NA/AAA AAA	3.62 1.52

HOLDINGS REPORT



BCVWD Consolidated | ██████████ | As of January 31, 2025

Cusip	Security Description	Par Value/ Units	Purchase Date Purchase Yield	Cost Value Book Value	Mkt Price Mkt YTM	Market Value Accrued Int.	% of Port. Gain/Loss	Moody's/ S&P/ Fitch	Maturity Duration
47800RAD5	JDOT 2024 A3 4.96 11/15/2028	95,000.00	03/11/2024 5.12%	94,994.68 94,995.68	100.72 4.63%	95,679.55 209.42	0.12% 683.88	AAA/NA AAA	3.79 1.89
437930AC4	HAROT 2024-2 A3 5.27 11/20/2028	105,000.00	05/14/2024 5.27%	104,987.24 104,989.23	101.18 4.55%	106,241.96 199.82	0.13% 1,252.73	NA/AAA AAA	3.80 1.51
448973AD9	HART 2024-A A3 4.99 02/15/2029	155,000.00	03/11/2024 5.05%	154,965.82 154,971.88	100.75 4.59%	156,167.12 343.76	0.19% 1,195.24	NA/AAA AAA	4.04 1.65
096919AD7	BMWOT 2024-A A3 5.18 02/26/2029	375,000.00	-- 5.24%	377,153.11 377,028.10	101.04 4.49%	378,910.46 323.75	0.46% 1,882.36	AAA/AAA NA	4.07 1.40
47786WAD2	JDOT 2024-B A3 5.2 03/15/2029	100,000.00	06/11/2024 5.26%	99,980.45 99,983.03	101.30 4.69%	101,295.59 231.11	0.12% 1,312.57	AAA/NA AAA	4.12 2.27
05522RDJ4	BACCT 2024-1 A 4.93 05/15/2029	195,000.00	06/06/2024 4.93%	194,989.06 194,990.51	100.95 4.53%	196,860.24 427.27	0.24% 1,869.73	AAA/AAA NA	4.28 2.11
89239TAD4	TAOT 2024-D A3 4.4 06/15/2029	125,000.00	10/10/2024 4.44%	124,993.03 124,993.47	99.70 4.60%	124,631.05 244.44	0.15% (362.42)	AAA/AAA NA	4.37 1.80
34535VAD6	FORDO 2024-D A3 4.61 08/15/2029	235,000.00	11/19/2024 4.66%	234,992.46 234,992.77	100.18 4.57%	235,416.56 481.49	0.28% 423.79	AAA/NA AAA	4.54 2.14
89240JAD3	TAOT 25A A3 4.64 08/15/2029	240,000.00	01/22/2025 4.69%	239,990.38 239,990.40	100.29 4.55%	240,693.02 61.87	0.29% 702.63	AAA/NA AAA	4.54 2.18
Total ABS		3,612,400.71	4.79%	3,611,182.22 3,612,513.09	100.55 4.56%	3,632,029.23 6,024.71	4.39% 19,516.14		3.26 1.36

AGENCY									
3135G05X7	FEDERAL NATIONAL MORTGAGE ASSOCIATION 0.375 08/25/2025	500,000.00	06/22/2022 3.24%	456,750.00 492,350.09	97.88 4.24%	489,390.95 812.50	0.59% (2,959.14)	AAA/AA AA	0.56 0.55
3133EPW68	FEDERAL FARM CREDIT BANKS FUNDING CORP 4.125 01/22/2026	600,000.00	01/24/2024 4.40%	596,940.00 598,507.83	99.91 4.22%	599,445.05 618.75	0.72% 937.22	AAA/AA AA	0.97 0.94
3133EPBJ3	FEDERAL FARM CREDIT BANKS FUNDING CORP 4.375 02/23/2026	725,000.00	02/21/2023 4.50%	722,426.25 724,091.20	100.19 4.18%	726,413.33 13,921.01	0.88% 2,322.13	AAA/AA AA	1.06 1.00
3130ALEM2	FEDERAL HOME LOAN BANKS 0.79 02/25/2026	400,000.00	05/12/2022 2.93%	369,200.00 391,343.06	96.46 4.24%	385,835.61 1,369.33	0.47% (5,507.45)	AAA/AA AA	1.07 1.03
3133EPCF0	FEDERAL FARM CREDIT BANKS FUNDING CORP 4.5 03/02/2026	750,000.00	03/23/2023 3.97%	760,837.50 753,975.77	100.30 4.21%	752,255.85 13,968.75	0.91% (1,719.92)	AAA/AA AA	1.08 1.03
3130AXU63	FEDERAL HOME LOAN BANKS 4.625 11/17/2026	475,000.00	12/18/2023 4.23%	480,111.00 478,141.54	100.68 4.22%	478,214.10 4,515.80	0.58% 72.57	AAA/AA AA	1.79 1.69

Execution Time: 02/07/2025 11:55:12 PM

Chandler Asset Management | info@chandlerasset.com | www.chandlerasset.com | 800.317.4747

CONFIDENTIAL | 7

HOLDINGS REPORT



BCVWD Consolidated | ██████████ | As of January 31, 2025

Cusip	Security Description	Par Value/ Units	Purchase Date Purchase Yield	Cost Value Book Value	Mkt Price Mkt YTM	Market Value Accrued Int.	% of Port. Gain/Loss	Moody's/ S&P/ Fitch	Maturity Duration
3133EPK79	FEDERAL FARM CREDIT BANKS FUNDING CORP 4.375 12/07/2026	475,000.00	12/18/2023 4.22%	476,961.75 476,219.76	100.19 4.26%	475,896.26 3,117.19	0.58% (323.50)	AAA/AA AA	1.85 1.74
3130A9YY1	FEDERAL HOME LOAN BANKS 2.125 12/11/2026	900,000.00	11/28/2023 4.60%	837,477.00 861,741.34	96.29 4.23%	866,568.52 2,656.25	1.05% 4,827.18	AAA/AA AA	1.86 1.79
3133EP6K6	FEDERAL FARM CREDIT BANKS FUNDING CORP 4.5 03/26/2027	750,000.00	03/25/2024 4.45%	751,087.50 750,777.64	100.47 4.26%	753,548.29 11,718.75	0.91% 2,770.65	AAA/AA AA	2.15 2.00
3130B0TY5	FEDERAL HOME LOAN BANKS 4.75 04/09/2027	465,000.00	04/10/2024 4.85%	463,772.40 464,104.85	101.15 4.19%	470,331.23 6,871.67	0.57% 6,226.37	AAA/AA AA	2.19 2.03
3133EPBM6	FEDERAL FARM CREDIT BANKS FUNDING CORP 4.125 08/23/2027	750,000.00	02/21/2023 4.26%	745,935.00 747,690.23	99.67 4.26%	747,523.40 13,578.13	0.90% (166.83)	AAA/AA AA	2.56 2.36
3133EPGW9	FEDERAL FARM CREDIT BANKS FUNDING CORP 3.875 04/25/2028	800,000.00	04/24/2023 3.76%	804,016.00 802,591.61	98.73 4.30%	789,873.43 8,266.67	0.95% (12,718.17)	AAA/AA AA	3.23 2.97
3133EPUN3	FEDERAL FARM CREDIT BANKS FUNDING CORP 4.5 08/28/2028	325,000.00	08/28/2023 4.47%	325,289.25 325,206.56	100.68 4.29%	327,201.76 6,215.63	0.40% 1,995.20	AAA/AA AA	3.57 3.21
3130AWTR1	FEDERAL HOME LOAN BANKS 4.375 09/08/2028	750,000.00	09/12/2023 4.49%	746,200.50 747,256.26	100.32 4.28%	752,406.75 13,033.85	0.91% 5,150.49	AAA/AA AA	3.61 3.24
Total Agency		8,665,000.00	4.21%	8,537,004.15 8,613,997.74	99.44 4.24%	8,614,904.53 100,664.26	10.41% 906.79		2.00 1.85

AGENCY CMBS									
3137BM7C4	FHMS K-051 A2 3.308 09/25/2025	386,004.50	05/18/2022 3.07%	387,964.68 386,351.67	99.15 4.51%	382,740.75 1,064.09	0.46% (3,610.91)	AAA/AA AAA	0.65 0.53
3137BNGT5	FHMS K-054 A2 2.745 01/25/2026	330,874.78	12/15/2022 4.28%	316,450.71 326,526.73	98.36 4.45%	325,439.26 756.88	0.39% (1,087.46)	AAA/AA AAA	0.98 0.87
3137FQXJ7	FHMS K-737 A2 2.525 10/25/2026	250,000.00	12/12/2023 4.77%	235,546.88 241,407.40	96.94 4.45%	242,340.85 526.04	0.29% 933.45	AAA/AA AAA	1.73 1.53
3137BTUM1	FHMS K-061 A2 3.347 11/25/2026	535,203.25	04/23/2024 5.17%	512,436.21 519,397.63	97.74 4.63%	523,101.82 1,492.77	0.63% 3,704.20	AAA/AA AAA	1.82 1.63
3137F2LJ3	FHMS K-066 A2 3.117 06/25/2027	350,000.00	04/18/2024 5.06%	330,654.30 335,499.25	96.99 4.48%	339,458.67 909.13	0.41% 3,959.41	AAA/AA AAA	2.40 2.11
3137FBBX3	FHMS K-068 A2 3.244 08/25/2027	600,000.00	10/27/2023 5.24%	559,078.13 572,788.45	96.93 4.50%	581,563.62 1,622.00	0.70% 8,775.17	AAA/AA AA	2.56 2.35

HOLDINGS REPORT



BCVWD Consolidated | ██████████ | As of January 31, 2025

Cusip	Security Description	Par Value/ Units	Purchase Date Purchase Yield	Cost Value Book Value	Mkt Price Mkt YTM	Market Value Accrued Int.	% of Port. Gain/Loss	Moody's/ S&P/ Fitch	Maturity Duration
3137FETN0	FHMS K-073 A2 3.35 01/25/2028	130,000.00	07/10/2023 4.67%	123,083.59 125,493.53	96.80 4.50%	125,835.71 362.92	0.15% 342.18	AAA/AA AAA	2.98 2.68
3137FG6X8	FHMS K-077 A2 3.85 05/25/2028	450,000.00	12/11/2024 4.40%	441,720.70 442,036.55	97.82 4.54%	440,172.72 1,443.75	0.53% (1,863.83)	AAA/AA AAA	3.31 2.97
3137H5YC5	FHMS K-748 A2 2.26 01/25/2029	450,000.00	09/24/2024 3.79%	422,912.11 425,121.59	91.62 4.62%	412,302.47 847.50	0.50% (12,819.13)	AAA/AA AAA	3.99 3.64
Total Agency CMBS		3,482,082.53	4.53%	3,329,847.31 3,374,622.80	96.91 4.53%	3,372,955.87 9,025.07	4.08% (1,666.93)		2.29 2.06

CASH									
CCYUSD	Receivable	1,088.03	-- 0.00%	1,088.03 1,088.03	1.00 0.00%	1,088.03 0.00	0.00% 0.00	AAA/AAA AAA	0.00 0.00
CCYUSD	Receivable	166,995.05	-- 0.00%	166,995.05 166,995.05	1.00 0.00%	166,995.05 0.00	0.20% 0.00	AAA/AAA AAA	0.00 0.00
Total Cash		168,083.08	0.00%	168,083.08	1.00 0.00%	168,083.08 0.00	0.20% 0.00		0.00 0.00

CORPORATE									
00440EAS6	CHUBB INA HOLDINGS LLC 3.15 03/15/2025	450,000.00	-- 3.67%	443,992.50 449,745.74	99.83 4.59%	449,219.87 5,355.00	0.54% (525.88)	A/A A	0.12 0.12
69371RR73	PACCAR FINANCIAL CORP 2.85 04/07/2025	120,000.00	03/31/2022 2.86%	119,968.80 119,998.15	99.72 4.40%	119,663.19 1,083.00	0.14% (334.96)	A/A NA	0.18 0.18
023135CE4	AMAZON.COM INC 3.0 04/13/2025	450,000.00	-- 3.21%	447,451.25 449,819.90	99.71 4.44%	448,713.06 4,050.00	0.54% (1,106.84)	A/AA AA	0.20 0.19
78016EZ59	ROYAL BANK OF CANADA 3.375 04/14/2025	400,000.00	-- 3.64%	397,033.20 399,801.35	99.77 4.53%	399,062.58 4,012.50	0.48% (738.76)	A/A AA	0.20 0.20
06406RBC0	BANK OF NEW YORK MELLON CORP 3.35 04/25/2025	400,000.00	-- 3.27%	400,918.40 400,044.51	99.74 4.48%	398,942.36 3,573.33	0.48% (1,102.15)	AA/A AA	0.23 0.23
808513AX3	CHARLES SCHWAB CORP 3.85 05/21/2025	450,000.00	06/22/2022 3.80%	450,561.98 450,026.95	99.76 4.63%	448,912.04 3,368.75	0.54% (1,114.90)	A/A A	0.30 0.30
63743HFE7	NATIONAL RURAL UTILITIES COOPERATIVE FINANCE CORP 3.45 06/15/2025	60,000.00	04/27/2022 3.46%	59,983.80 59,998.09	99.56 4.64%	59,738.37 264.50	0.07% (259.72)	A/A A	0.37 0.36
26442UAA2	DUKE ENERGY PROGRESS LLC 3.25 08/15/2025	400,000.00	-- 3.26%	399,859.00 399,963.70	99.36 4.47%	397,447.49 5,994.44	0.48% (2,516.21)	AA/A NA	0.54 0.51

HOLDINGS REPORT



BCVWD Consolidated | ██████████ | As of January 31, 2025

Cusip	Security Description	Par Value/ Units	Purchase Date Purchase Yield	Cost Value Book Value	Mkt Price Mkt YTM	Market Value Accrued Int.	% of Port. Gain/Loss	Moody's/ S&P/ Fitch	Maturity Duration
89236TKF1	TOYOTA MOTOR CREDIT CORP 3.65 08/18/2025	180,000.00	08/15/2022 3.68%	179,838.00 179,970.73	99.53 4.54%	179,145.01 2,974.75	0.22% (825.73)	A/A A	0.54 0.52
931142EW9	WALMART INC 3.9 09/09/2025	100,000.00	09/06/2022 3.92%	99,930.00 99,985.95	99.72 4.37%	99,719.13 1,538.33	0.12% (266.82)	AA/AA AA	0.61 0.58
437076CR1	HOME DEPOT INC 4.0 09/15/2025	450,000.00	09/14/2022 4.11%	448,560.00 449,701.98	99.80 4.33%	449,077.84 6,800.00	0.54% (624.14)	A/A A	0.62 0.59
63743HFF4	NATIONAL RURAL UTILITIES COOPERATIVE FINANCE CORP 5.45 10/30/2025	145,000.00	10/20/2022 5.50%	144,805.70 144,951.91	100.66 4.52%	145,957.17 1,997.58	0.18% 1,005.26	A/A A	0.74 0.71
756109BE3	REALTY INCOME CORP 4.625 11/01/2025	400,000.00	09/20/2022 4.64%	399,764.00 399,943.28	99.99 4.63%	399,964.18 4,625.00	0.48% 20.90	A/A NA	0.75 0.72
637432NG6	NATIONAL RURAL UTILITIES COOPERATIVE FINANCE CORP 3.25 11/01/2025	60,000.00	04/14/2022 3.31%	59,880.00 59,974.64	99.06 4.54%	59,436.73 487.50	0.07% (537.91)	A/A A	0.75 0.72
14913R3B1	CATERPILLAR FINANCIAL SERVICES CORP 4.8 01/06/2026	370,000.00	01/20/2023 4.35%	374,554.70 371,432.32	100.42 4.33%	371,550.29 1,233.33	0.45% 117.97	A/A A	0.93 0.89
69371RS56	PACCAR FINANCIAL CORP 5.05 08/10/2026	350,000.00	12/18/2023 4.56%	354,242.00 352,442.23	100.86 4.46%	353,016.76 8,395.63	0.43% 574.52	A/A NA	1.52 1.42
713448FW3	PEPSICO INC 5.125 11/10/2026	150,000.00	11/08/2023 5.13%	149,959.50 149,976.09	101.25 4.38%	151,879.92 1,729.69	0.18% 1,903.83	A/A NA	1.77 1.58
17275RBQ4	CISCO SYSTEMS INC 4.8 02/26/2027	455,000.00	-- 4.82%	454,803.50 454,864.00	100.76 4.41%	458,476.16 9,403.33	0.55% 3,612.16	A/AA NA	2.07 1.83
857477CL5	STATE STREET CORP 4.993 03/18/2027	440,000.00	03/13/2024 4.99%	440,000.00 440,000.00	100.90 4.54%	443,971.69 8,116.40	0.54% 3,971.69	AA/A AA	2.13 1.89
89115A2W1	TORONTO-DOMINION BANK 4.98 04/05/2027	415,000.00	03/26/2024 4.98%	415,000.00 415,000.00	100.51 4.72%	417,135.14 6,659.37	0.50% 2,135.14	A/A AA	2.18 2.01
665859AW4	NORTHERN TRUST CORP 4.0 05/10/2027	450,000.00	-- 3.99%	450,269.40 450,123.64	98.85 4.54%	444,837.29 4,050.00	0.54% (5,286.35)	A/A A	2.27 2.12
91324PEG3	UNITEDHEALTH GROUP INC 3.7 05/15/2027	115,000.00	05/17/2022 3.69%	115,055.80 115,025.74	98.14 4.57%	112,860.11 898.28	0.14% (2,165.63)	A/A A	2.28 2.14
09290DAH4	BLACKROCK INC 4.6 07/26/2027	450,000.00	07/18/2024 4.57%	450,387.00 450,317.96	100.44 4.41%	451,969.27 287.50	0.55% 1,651.31	AA/AA NA	2.48 2.25
24422EXZ7	JOHN DEERE CAPITAL CORP 4.65 01/07/2028	340,000.00	01/06/2025 4.66%	339,898.00 339,900.15	100.50 4.47%	341,698.47 966.17	0.41% 1,798.33	A/A A	2.93 2.70
341081GN1	FLORIDA POWER & LIGHT CO 4.4 05/15/2028	450,000.00	05/23/2023 4.59%	446,175.00 447,475.96	99.27 4.64%	446,723.59 4,180.00	0.54% (752.38)	AA/A AA	3.29 2.99

Execution Time: 02/07/2025 11:55:12 PM

Chandler Asset Management | info@chandlerasset.com | www.chandlerasset.com | 800.317.4747

CONFIDENTIAL | 10

HOLDINGS REPORT



BCVWD Consolidated | ██████████ | As of January 31, 2025

Cusip	Security Description	Par Value/ Units	Purchase Date Purchase Yield	Cost Value Book Value	Mkt Price Mkt YTM	Market Value Accrued Int.	% of Port. Gain/Loss	Moody's/ S&P/ Fitch	Maturity Duration
58933YBH7	MERCK & CO INC 4.05 05/17/2028	110,000.00	05/08/2023 4.07%	109,910.90 109,941.43	98.93 4.40%	108,825.54 915.75	0.13% (1,115.89)	A/A NA	3.29 3.02
61690U8E3	MORGAN STANLEY BANK NA 4.968 07/14/2028	450,000.00	07/17/2024 4.97%	450,000.00 450,000.00	100.29 4.97%	451,320.38 1,055.70	0.55% 1,320.38	AA/A AA	3.45 2.27
46647PEU6	JPMORGAN CHASE & CO 4.915 01/24/2029	230,000.00	01/16/2025 4.92%	230,000.00 230,000.00	100.11 4.95%	230,251.22 219.81	0.28% 251.22	A/A AA	3.98 2.73
06051GMK2	BANK OF AMERICA CORP 4.979 01/24/2029	495,000.00	01/17/2025 4.98%	495,000.00 495,000.00	100.23 4.97%	496,126.55 479.23	0.60% 1,126.55	A/A AA	3.98 2.73
713448FX1	PEPSICO INC 4.5 07/17/2029	300,000.00	07/16/2024 4.52%	299,694.00 299,727.35	99.75 4.56%	299,261.81 525.00	0.36% (465.54)	A/A NA	4.46 3.99
532457CQ9	ELI LILLY AND CO 4.2 08/14/2029	475,000.00	08/12/2024 4.22%	474,534.50 474,578.09	98.38 4.60%	467,316.44 9,254.58	0.56% (7,261.65)	A/A NA	4.53 4.00
89236TNA9	TOYOTA MOTOR CREDIT CORP 4.95 01/09/2030	340,000.00	01/06/2025 5.00%	339,272.40 339,281.56	100.63 4.80%	342,137.13 1,028.50	0.41% 2,855.56	A/A A	4.94 4.32
Total Corporate		10,450,000.00	4.30%	10,441,303.33	99.95	10,444,356.76	12.62%		1.95
				10,449,013.41	4.57%	105,522.95	(4,656.65)		1.67
LAIF									
90LAIF\$00	Local Agency Investment Fund State Pool	42,764,549.21	-- 4.35%	42,764,549.21 42,764,549.21	1.00 4.35%	42,764,549.21 0.00	51.68% 0.00	NA/NA NA	0.00 0.00
Total LAIF		42,764,549.21	4.35%	42,764,549.21	1.00	42,764,549.21	51.68%		0.00
				42,764,549.21	4.35%	0.00	0.00		0.00
MONEY MARKET FUND									
31846V203	FIRST AMER:GVT OBLG Y	317,337.35	-- 4.02%	317,337.35 317,337.35	1.00 4.02%	317,337.35 0.00	0.38% 0.00	AAA/AAA AAA	0.00 0.00
Total Money Market Fund		317,337.35	4.02%	317,337.35	1.00	317,337.35	0.38%		0.00
				317,337.35	4.02%	0.00	0.00		0.00
SUPRANATIONAL									
45950KDD9	INTERNATIONAL FINANCE CORP 4.5 07/13/2028	340,000.00	07/06/2023 4.53%	339,622.60 339,740.14	100.57 4.32%	341,933.55 765.00	0.41% 2,193.41	AAA/AAA NA	3.45 3.15
Total Supranational		340,000.00	4.53%	339,622.60	100.57	341,933.55	0.41%		3.45
				339,740.14	4.32%	765.00	2,193.41		3.15

HOLDINGS REPORT



BCVWD Consolidated | ██████████ | As of January 31, 2025

Cusip	Security Description	Par Value/ Units	Purchase Date Purchase Yield	Cost Value Book Value	Mkt Price Mkt YTM	Market Value Accrued Int.	% of Port. Gain/Loss	Moody's/ S&P/ Fitch	Maturity Duration
US TREASURY									
91282CDZ1	UNITED STATES TREASURY 1.5 02/15/2025	400,000.00	-- 2.87%	385,666.67 399,797.76	99.91 4.34%	399,626.74 2,771.74	0.48% (171.02)	AAA/AA AA	0.04 0.03
91282CED9	UNITED STATES TREASURY 1.75 03/15/2025	750,000.00	-- 2.92%	726,035.16 749,028.76	99.73 4.15%	747,998.05 5,039.71	0.90% (1,030.71)	AAA/AA AA	0.12 0.11
91282CEH0	UNITED STATES TREASURY 2.625 04/15/2025	500,000.00	06/28/2022 3.23%	491,933.59 499,423.26	99.67 4.31%	498,335.94 3,930.29	0.60% (1,087.33)	AAA/AA AA	0.20 0.19
91282XB1	UNITED STATES TREASURY 2.125 05/15/2025	750,000.00	-- 3.08%	729,971.68 748,065.86	99.39 4.32%	745,412.11 3,434.05	0.90% (2,653.75)	AAA/AA AA	0.28 0.28
91282CEU1	UNITED STATES TREASURY 2.875 06/15/2025	670,000.00	06/28/2022 3.22%	663,457.03 669,189.69	99.47 4.35%	666,435.39 2,540.11	0.81% (2,754.30)	AAA/AA AA	0.37 0.36
91282CAB7	UNITED STATES TREASURY 0.25 07/31/2025	800,000.00	-- 4.30%	732,058.59 789,445.46	98.05 4.29%	784,437.50 5.52	0.95% (5,007.96)	AAA/AA AA	0.50 0.48
91282CFP1	UNITED STATES TREASURY 4.25 10/15/2025	600,000.00	10/18/2022 4.45%	596,554.69 599,192.31	99.98 4.28%	599,864.06 7,635.99	0.72% 671.76	AAA/AA AA	0.70 0.67
91282CFW6	UNITED STATES TREASURY 4.5 11/15/2025	750,000.00	11/09/2022 4.55%	748,945.31 749,723.82	100.16 4.28%	751,179.20 7,272.10	0.91% 1,455.38	AAA/AA AA	0.79 0.75
91282CBT7	UNITED STATES TREASURY 0.75 03/31/2026	750,000.00	-- 2.95%	690,097.65 731,910.43	96.11 4.24%	720,820.31 1,916.21	0.87% (11,090.12)	AAA/AA AA	1.16 1.12
91282CFU0	UNITED STATES TREASURY 4.125 10/31/2027	1,000,000.00	09/15/2023 4.56%	983,867.19 989,251.94	99.75 4.22%	997,500.00 10,597.38	1.21% 8,248.06	AAA/AA AA	2.75 2.54
91282CGT2	UNITED STATES TREASURY 3.625 03/31/2028	800,000.00	06/15/2023 3.96%	788,312.50 792,292.93	98.16 4.25%	785,312.50 9,879.12	0.95% (6,980.43)	AAA/AA AA	3.16 2.91
91282CHA2	UNITED STATES TREASURY 3.5 04/30/2028	475,000.00	-- 3.77%	469,363.29 471,184.30	97.71 4.26%	464,108.40 4,271.06	0.56% (7,075.90)	AAA/AA AA	3.25 3.00
91282CHK0	UNITED STATES TREASURY 4.0 06/30/2028	750,000.00	02/22/2024 4.29%	739,189.45 741,529.81	99.16 4.27%	743,730.47 2,651.93	0.90% 2,200.66	AAA/AA AA	3.41 3.14
91282CKD2	UNITED STATES TREASURY 4.25 02/28/2029	600,000.00	-- 4.35%	597,252.93 597,955.46	99.76 4.31%	598,546.87 10,848.07	0.72% 591.41	AAA/AA AA	4.08 3.63
91282CKP5	UNITED STATES TREASURY 4.625 04/30/2029	725,000.00	05/22/2024 4.45%	730,437.50 729,671.49	101.17 4.32%	733,467.78 8,614.38	0.89% 3,796.29	AAA/AA AA	4.24 3.77
91282CKT7	UNITED STATES TREASURY 4.5 05/31/2029	700,000.00	-- 4.11%	711,972.66 710,738.15	100.70 4.32%	704,867.18 5,451.92	0.85% (5,870.97)	AAA/AA AA	4.33 3.86
91282CLK5	UNITED STATES TREASURY 3.625 08/31/2029	450,000.00	09/25/2024 3.51%	452,267.58 452,106.33	97.12 4.33%	437,027.35 6,939.57	0.53% (15,078.98)	AAA/AA AA	4.58 4.09

HOLDINGS REPORT



BCVWD Consolidated | ██████████ | As of January 31, 2025

Cusip	Security Description	Par Value/ Units	Purchase Date Purchase Yield	Cost Value Book Value	Mkt Price Mkt YTM	Market Value Accrued Int.	% of Port. Gain/Loss	Moody's/ S&P/ Fitch	Maturity Duration
91282CLN9	UNITED STATES TREASURY 3.5 09/30/2029	750,000.00	10/25/2024 4.02%	732,685.55 733,610.01	96.52 4.33%	723,896.48 8,942.31	0.87% (9,713.53)	AAA/AA AA	4.66 4.18
91282CLR0	UNITED STATES TREASURY 4.125 10/31/2029	500,000.00	12/30/2024 4.38%	494,531.25 494,630.40	99.11 4.33%	495,566.41 5,298.69	0.60% 936.00	AAA/AA AA	4.75 4.21
91282CMD0	UNITED STATES TREASURY 4.375 12/31/2029	500,000.00	12/30/2024 4.38%	499,980.47 499,980.81	100.18 4.33%	500,898.44 1,933.70	0.61% 917.63	AAA/AA AA	4.91 4.36
Total US Treasury		13,220,000.00	3.90%	12,964,580.74 13,148,728.98	99.10 4.29%	13,099,031.17 109,973.85	15.83% (49,697.81)		2.36 2.14
Total Portfolio		83,019,452.87	4.28%	82,473,509.98 82,788,585.79	47.95 4.36%	82,755,180.74 331,975.84	100.00% (33,405.05)		1.08 0.90
Total Market Value + Accrued						83,087,156.58			

INCOME EARNED

BCVWD Consolidated | ██████████ | As of January 31, 2025

Cusip	Security Description	Trade Date Settle Date Units	Book Value: Begin Book Value: Acq Book Value: Disp Book Value: End	Prior Accrued Inc. Received Ending Accrued Total Interest	Accr. Of Discount Amort. Of Premium Net Accret/Amort Income Earned	Total Income
CASH & EQUIVALENTS						
31846V203	FIRST AMER:GVT OBLG Y	317,337.35	85,845.09 1,879,032.58 (1,647,540.32) 317,337.35	0.00 3,534.81 0.00 3,534.81	0.00 0.00 0.00 3,534.81	3,534.81
CCYUSD	Receivable	168,083.08	499,622.52 0.00 0.00 168,083.08	0.00 0.00 0.00 0.00	0.00 0.00 0.00 0.00	0.00
Total Cash & Equivalents		485,420.43	585,467.61 1,879,032.58 (1,647,540.32) 485,420.43	0.00 3,534.81 0.00 3,534.81	0.00 0.00 0.00 3,534.81	3,534.81
FIXED INCOME						
00440EAS6	CHUBB INA HOLDINGS LLC 3.15 03/15/2025	450,000.00	449,558.08 0.00 0.00 449,745.74	4,173.75 0.00 5,355.00 1,181.25	187.67 0.00 187.67 1,368.92	1,368.92
023135CE4	AMAZON.COM INC 3.0 04/13/2025	450,000.00	449,741.26 0.00 0.00 449,819.90	2,925.00 0.00 4,050.00 1,125.00	95.40 (16.76) 78.64 1,203.64	1,203.64
02582JJT8	AMXCA 2022-2 A 3.39 05/17/2027	05/17/2022 05/24/2022 235,000.00	234,990.76 0.00 0.00 234,992.89	354.07 663.88 354.07 663.88	2.14 0.00 2.14 666.02	666.02
05522RDJ4	BACCT 2024-1 A 4.93 05/15/2029	06/06/2024 06/13/2024 195,000.00	194,990.33 0.00 0.00 194,990.51	427.27 801.12 427.27 801.12	0.19 0.00 0.19 801.31	801.31
05593AAC3	BMWLT 2023-1 A3 5.16 11/25/2025	02/07/2023 02/15/2023 6,785.65	12,843.67 0.00 (6,058.12) 6,785.60	11.05 55.23 5.84 50.02	0.05 0.00 0.05 50.07	50.07

INCOME EARNED



BCVWD Consolidated | ██████████ | As of January 31, 2025

Cusip	Security Description	Trade Date Settle Date Units	Book Value: Begin Book Value: Acq Book Value: Disp Book Value: End	Prior Accrued Inc. Received Ending Accrued Total Interest	Accr. Of Discount Amort. Of Premium Net Accret/Amort Income Earned	Total Income
05611UAD5	BMWLT 2024-1 A3 4.98 03/25/2027	06/20/2024 06/21/2024 300,000.00	298,713.29 0.00 0.00 298,762.35	249.00 1,245.00 249.00 1,245.00	49.06 0.00 49.06 1,294.06	1,294.06
06051GMK2	BANK OF AMERICA CORP 4.979 01/24/2029	01/17/2025 01/24/2025 495,000.00	0.00 495,000.00 0.00 495,000.00	0.00 0.00 479.23 479.23	0.00 0.00 0.00 479.23	479.23
06406RBC0	BANK OF NEW YORK MELLON CORP 3.35 04/25/2025	400,000.00	400,071.31 0.00 0.00 400,044.51	2,456.67 0.00 3,573.33 1,116.67	0.44 (27.23) (26.80) 1,089.87	1,089.87
09290DAH4	BLACKROCK INC 4.6 07/26/2027	07/18/2024 07/26/2024 450,000.00	450,329.22 0.00 0.00 450,317.96	8,912.50 10,350.00 287.50 1,725.00	0.00 (11.26) (11.26) 1,713.74	1,713.74
096919AD7	BMWOT 2024-A A3 5.18 02/26/2029	375,000.00	377,083.01 0.00 0.00 377,028.10	323.75 1,618.75 323.75 1,618.75	0.48 (55.39) (54.91) 1,563.84	1,563.84
14913R3B1	CATERPILLAR FINANCIAL SERVICES CORP 4.8 01/06/2026	01/20/2023 01/24/2023 370,000.00	371,563.30 0.00 0.00 371,432.32	8,633.33 8,880.00 1,233.33 1,480.00	0.00 (130.98) (130.98) 1,349.02	1,349.02
161571HT4	CHAIT 2023-1 A 5.16 09/15/2028	09/07/2023 09/15/2023 410,000.00	409,915.84 0.00 0.00 409,917.76	940.27 1,763.00 940.27 1,763.00	1.93 0.00 1.93 1,764.93	1,764.93
17275RBQ4	CISCO SYSTEMS INC 4.8 02/26/2027	02/26/2024 455,000.00	454,858.50 0.00 0.00 454,864.00	7,583.33 0.00 9,403.33 1,820.00	7.54 (2.04) 5.50 1,825.50	1,825.50
24422EXZ7	JOHN DEERE CAPITAL CORP 4.65 01/07/2028	01/06/2025 01/09/2025 340,000.00	0.00 339,898.00 0.00 339,900.15	0.00 0.00 966.17 966.17	2.15 0.00 2.15 968.31	968.31

INCOME EARNED



BCVWD Consolidated | ██████████ | As of January 31, 2025

Cusip	Security Description	Trade Date Settle Date Units	Book Value: Begin Book Value: Acq Book Value: Disp Book Value: End	Prior Accrued Inc. Received Ending Accrued Total Interest	Accr. Of Discount Amort. Of Premium Net Accret/Amort Income Earned	Total Income
26442UAA2	DUKE ENERGY PROGRESS LLC 3.25 08/15/2025	400,000.00	399,960.29 0.00 0.00 399,963.70	4,911.11 0.00 5,994.44 1,083.33	8.42 (5.02) 3.40 1,086.74	1,086.74
3130A9YY1	FEDERAL HOME LOAN BANKS 2.125 12/11/2026	11/28/2023 11/29/2023 900,000.00	859,992.05 0.00 0.00 861,741.34	1,062.50 0.00 2,656.25 1,593.75	1,749.29 0.00 1,749.29 3,343.04	3,343.04
3130ALEM2	FEDERAL HOME LOAN BANKS 0.79 02/25/2026	05/12/2022 05/13/2022 400,000.00	390,653.18 0.00 0.00 391,343.06	1,106.00 0.00 1,369.33 263.33	689.88 0.00 689.88 953.22	953.22
3130AQMR1	FEDERAL HOME LOAN BANKS 1.25 01/27/2025	04/18/2022 04/19/2022 0.00	149,847.28 0.00 (150,000.00) 0.00	802.08 937.50 0.00 135.42	152.72 0.00 152.72 288.14	288.14
3130AWTR1	FEDERAL HOME LOAN BANKS 4.375 09/08/2028	09/12/2023 09/14/2023 750,000.00	747,191.58 0.00 0.00 747,256.26	10,299.48 0.00 13,033.85 2,734.38	64.68 0.00 64.68 2,799.06	2,799.06
3130AXU63	FEDERAL HOME LOAN BANKS 4.625 11/17/2026	12/18/2023 12/19/2023 475,000.00	478,290.45 0.00 0.00 478,141.54	2,685.07 0.00 4,515.80 1,830.73	0.00 (148.91) (148.91) 1,681.82	1,681.82
3130B0TY5	FEDERAL HOME LOAN BANKS 4.75 04/09/2027	04/10/2024 04/11/2024 465,000.00	464,070.03 0.00 0.00 464,104.85	5,031.04 0.00 6,871.67 1,840.63	34.82 0.00 34.82 1,875.44	1,875.44
3133EP6K6	FEDERAL FARM CREDIT BANKS FUNDING CORP 4.5 03/26/2027	03/25/2024 03/26/2024 750,000.00	750,808.42 0.00 0.00 750,777.64	8,906.25 0.00 11,718.75 2,812.50	0.00 (30.79) (30.79) 2,781.71	2,781.71
3133EPBJ3	FEDERAL FARM CREDIT BANKS FUNDING CORP 4.375 02/23/2026	02/21/2023 02/23/2023 725,000.00	724,018.41 0.00 0.00 724,091.20	11,277.78 0.00 13,921.01 2,643.23	72.80 0.00 72.80 2,716.03	2,716.03

INCOME EARNED



BCVWD Consolidated | ██████████ | As of January 31, 2025

Cusip	Security Description	Trade Date Settle Date Units	Book Value: Begin Book Value: Acq Book Value: Disp Book Value: End	Prior Accrued Inc. Received Ending Accrued Total Interest	Accr. Of Discount Amort. Of Premium Net Accret/Amort Income Earned	Total Income
3133EPBM6	FEDERAL FARM CREDIT BANKS FUNDING CORP 4.125 08/23/2027	02/21/2023	747,613.48	11,000.00	76.74	2,654.87
		02/23/2023	0.00	0.00	0.00	
		750,000.00	0.00	13,578.13	76.74	
			747,690.23	2,578.13	2,654.87	
3133EPCF0	FEDERAL FARM CREDIT BANKS FUNDING CORP 4.5 03/02/2026	03/23/2023	754,288.58	11,156.25	0.00	2,499.69
		03/24/2023	0.00	0.00	(312.81)	
		750,000.00	0.00	13,968.75	(312.81)	
			753,975.77	2,812.50	2,499.69	
3133EPGW9	FEDERAL FARM CREDIT BANKS FUNDING CORP 3.875 04/25/2028	04/24/2023	802,659.75	5,683.33	0.00	2,515.19
		04/25/2023	0.00	0.00	(68.14)	
		800,000.00	0.00	8,266.67	(68.14)	
			802,591.61	2,583.33	2,515.19	
3133EPK79	FEDERAL FARM CREDIT BANKS FUNDING CORP 4.375 12/07/2026	12/18/2023	476,275.86	1,385.42	0.00	1,675.67
		12/19/2023	0.00	0.00	(56.10)	
		475,000.00	0.00	3,117.19	(56.10)	
			476,219.76	1,731.77	1,675.67	
3133EPUN3	FEDERAL FARM CREDIT BANKS FUNDING CORP 4.5 08/28/2028	08/28/2023	325,211.47	4,996.88	0.00	1,213.84
		08/29/2023	0.00	0.00	(4.91)	
		325,000.00	0.00	6,215.63	(4.91)	
			325,206.56	1,218.75	1,213.84	
3133EPW68	FEDERAL FARM CREDIT BANKS FUNDING CORP 4.125 01/22/2026	01/24/2024	598,377.53	10,931.25	130.30	2,192.80
		01/25/2024	0.00	12,375.00	0.00	
		600,000.00	0.00	618.75	130.30	
			598,507.83	2,062.50	2,192.80	
3135G05X7	FEDERAL NATIONAL MORTGAGE ASSOCIATION 0.375 08/25/2025	06/22/2022	491,193.27	656.25	1,156.82	1,313.07
		06/23/2022	0.00	0.00	0.00	
		500,000.00	0.00	812.50	1,156.82	
			492,350.09	156.25	1,313.07	
3137BHXY1	FHMS K-044 A2 2.811 01/25/2025	06/16/2022	98,554.37	230.86	0.00	(0.00)
		06/22/2022	0.00	230.86	0.00	
		0.00	(98,554.37)	0.00	0.00	
			0.00	(0.00)	(0.00)	
3137BM7C4	FHMS K-051 A2 3.308 09/25/2025	05/18/2022	387,207.46	1,066.30	0.00	1,012.49
		05/23/2022	0.00	1,066.30	(51.59)	
		386,004.50	(804.20)	1,064.09	(51.59)	
			386,351.67	1,064.08	1,012.49	

INCOME EARNED



BCVWD Consolidated | ██████████ | As of January 31, 2025

Cusip	Security Description	Trade Date Settle Date Units	Book Value: Begin Book Value: Acq Book Value: Disp Book Value: End	Prior Accrued Inc. Received Ending Accrued Total Interest	Accr. Of Discount Amort. Of Premium Net Accret/Amort Income Earned	Total Income
3137BNGT5	FHMS K-054 A2 2.745 01/25/2026	12/15/2022	336,542.39	781.06	555.37	1,312.25
		12/20/2022	0.00	781.06	0.00	
		330,874.78	(10,571.04)	756.88	555.37	
			326,526.73	756.88	1,312.25	
3137BTUM1	FHMS K-061 A2 3.347 11/25/2026	04/23/2024	519,659.17	1,495.73	800.89	2,293.65
		04/26/2024	0.00	1,495.73	0.00	
		535,203.25	(1,062.42)	1,492.77	800.89	
			519,397.63	1,492.77	2,293.65	
3137F2LJ3	FHMS K-066 A2 3.117 06/25/2027	04/18/2024	334,970.40	909.13	528.85	1,437.98
		04/23/2024	0.00	909.13	0.00	
		350,000.00	0.00	909.13	528.85	
			335,499.25	909.13	1,437.98	
3137F4WZ1	FHMS K-731 A2 3.6 02/25/2025	05/03/2022	188,098.72	564.11	0.00	(62.16)
		05/06/2022	0.00	564.11	(62.16)	
		0.00	(188,036.56)	0.00	(62.16)	
			0.00	0.00	(62.16)	
3137FBBX3	FHMS K-068 A2 3.244 08/25/2027	10/27/2023	571,862.48	1,622.00	925.97	2,547.97
		10/31/2023	0.00	1,622.00	0.00	
		600,000.00	0.00	1,622.00	925.97	
			572,788.45	1,622.00	2,547.97	
3137FETN0	FHMS K-073 A2 3.35 01/25/2028	07/10/2023	125,362.24	362.92	131.30	494.22
		07/13/2023	0.00	362.92	0.00	
		130,000.00	0.00	362.92	131.30	
			125,493.53	362.92	494.22	
3137FG6X8	FHMS K-077 A2 3.85 05/25/2028	12/11/2024	441,828.22	1,443.75	208.33	1,652.08
		12/16/2024	0.00	1,443.75	0.00	
		450,000.00	0.00	1,443.75	208.33	
			442,036.55	1,443.75	1,652.08	
3137FQXJ7	FHMS K-737 A2 2.525 10/25/2026	12/12/2023	240,968.57	526.04	438.83	964.87
		12/15/2023	0.00	526.04	0.00	
		250,000.00	0.00	526.04	438.83	
			241,407.40	526.04	964.87	
3137H5YC5	FHMS K-748 A2 2.26 01/25/2029	09/24/2024	424,582.27	847.50	539.32	1,386.82
		09/27/2024	0.00	847.50	0.00	
		450,000.00	0.00	847.50	539.32	
			425,121.59	847.50	1,386.82	

INCOME EARNED



BCVWD Consolidated | ██████████ | As of January 31, 2025

Cusip	Security Description	Trade Date Settle Date Units	Book Value: Begin Book Value: Acq Book Value: Disp Book Value: End	Prior Accrued Inc. Received Ending Accrued Total Interest	Accr. Of Discount Amort. Of Premium Net Accret/Amort Income Earned	Total Income
341081GN1	FLORIDA POWER & LIGHT CO 4.4 05/15/2028	05/23/2023	447,410.70	2,530.00	65.26	1,715.26
		05/25/2023	0.00	0.00	0.00	
		450,000.00	0.00	4,180.00	65.26	
			447,475.96	1,650.00	1,715.26	
34535VAD6	FORDO 2024-D A3 4.61 08/15/2029	11/19/2024	234,992.63	481.49	0.14	902.93
		11/22/2024	0.00	902.79	0.00	
		235,000.00	0.00	481.49	0.14	
			234,992.77	902.79	902.93	
362585AC5	GMCAR 2022-2 A3 3.1 02/16/2027	04/05/2022	18,420.36	23.79	0.18	45.42
		04/13/2022	0.00	47.59	0.00	
		16,605.96	(1,815.73)	21.45	0.18	
			16,604.81	45.24	45.42	
36265WAD5	GMCAR 2022-3 A3 3.64 04/16/2027	07/06/2022	32,754.53	49.68	0.01	94.51
		07/13/2022	0.00	99.36	0.00	
		29,546.70	(3,207.92)	44.81	0.01	
			29,546.62	94.49	94.51	
36269WAD1	GMALT 2024-2 A3 5.39 07/20/2027	05/07/2024	139,993.48	230.57	0.22	629.05
		05/16/2024	0.00	628.83	0.00	
		140,000.00	0.00	230.57	0.22	
			139,993.70	628.83	629.05	
437076CR1	HOME DEPOT INC 4.0 09/15/2025	09/14/2022	449,661.10	5,300.00	40.88	1,540.88
		09/19/2022	0.00	0.00	0.00	
		450,000.00	0.00	6,800.00	40.88	
			449,701.98	1,500.00	1,540.88	
437918AC9	HAROT 2024-1 A3 5.21 08/15/2028	02/13/2024	289,989.82	671.51	0.24	1,259.32
		02/21/2024	0.00	1,259.08	0.00	
		290,000.00	0.00	671.51	0.24	
			289,990.06	1,259.08	1,259.32	
437930AC4	HAROT 2024-2 A3 5.27 11/20/2028	05/14/2024	104,988.99	199.82	0.24	461.37
		05/21/2024	0.00	461.13	0.00	
		105,000.00	0.00	199.82	0.24	
			104,989.23	461.13	461.37	
43815JAC7	HAROT 2023-1 A3 5.04 04/21/2027	02/16/2023	47,512.51	66.52	0.53	195.19
		02/24/2023	0.00	199.57	0.00	
		44,008.46	(3,508.94)	61.61	0.53	
			44,004.10	194.66	195.19	

INCOME EARNED



BCVWD Consolidated | ██████████ | As of January 31, 2025

Cusip	Security Description	Trade Date Settle Date Units	Book Value: Begin Book Value: Acq Book Value: Disp Book Value: End	Prior Accrued Inc. Received Ending Accrued Total Interest	Accr. Of Discount Amort. Of Premium Net Accret/Amort Income Earned	Total Income
43815PAC3	HAROT 2022-2 A3 3.73 07/20/2026	08/15/2022	25,955.42	34.96	0.09	76.90
		08/24/2022	0.00	80.68	0.00	
		23,085.15	(2,870.81)	31.09	0.09	
			23,084.69	76.81	76.90	
448973AD9	HART 2024-A A3 4.99 02/15/2029	03/11/2024	154,971.29	343.76	0.59	645.13
		03/20/2024	0.00	644.54	0.00	
		155,000.00	0.00	343.76	0.59	
			154,971.88	644.54	645.13	
45950KDD9	INTERNATIONAL FINANCE CORP 4.5 07/13/2028	07/06/2023	339,733.73	7,140.00	6.40	1,281.40
		07/13/2023	0.00	7,650.00	0.00	
		340,000.00	0.00	765.00	6.40	
			339,740.14	1,275.00	1,281.40	
46647PEU6	JPMORGAN CHASE & CO 4.915 01/24/2029	01/16/2025	0.00	0.00	0.00	219.81
		01/24/2025	230,000.00	0.00	0.00	
		230,000.00	0.00	219.81	0.00	
			230,000.00	219.81	219.81	
47786WAD2	JDOT 2024-B A3 5.2 03/15/2029	06/11/2024	99,982.67	231.11	0.35	433.68
		06/18/2024	0.00	433.33	0.00	
		100,000.00	0.00	231.11	0.35	
			99,983.03	433.33	433.68	
47789QAC4	JDOT 2021-B A3 0.52 03/16/2026	05/02/2022	14,728.81	3.46	69.41	75.01
		05/03/2022	0.00	6.48	0.00	
		11,138.45	(3,815.90)	2.57	69.41	
			10,982.33	5.60	75.01	
47800AAC4	JDOT 2022-B A3 3.74 02/16/2027	07/12/2022	70,199.76	116.69	0.32	209.61
		07/20/2022	0.00	218.80	0.00	
		64,480.48	(5,722.00)	107.18	0.32	
			64,478.09	209.29	209.61	
47800BAC2	JDOT 2022-C A3 5.09 06/15/2027	10/12/2022	160,058.84	362.10	0.58	657.41
		10/19/2022	0.00	678.94	0.00	
		150,294.07	(9,770.95)	340.00	0.58	
			150,288.47	656.84	657.41	
47800RAD5	JDOT 2024 A3 4.96 11/15/2028	03/11/2024	94,995.58	209.42	0.10	392.77
		03/19/2024	0.00	392.67	0.00	
		95,000.00	0.00	209.42	0.10	
			94,995.68	392.67	392.77	

INCOME EARNED



BCVWD Consolidated | ██████████ | As of January 31, 2025

Cusip	Security Description	Trade Date Settle Date Units	Book Value: Begin Book Value: Acq Book Value: Disp Book Value: End	Prior Accrued Inc. Received Ending Accrued Total Interest	Accr. Of Discount Amort. Of Premium Net Accret/Amort Income Earned	Total Income
532457CQ9	ELI LILLY AND CO 4.2 08/14/2029	08/12/2024	474,570.19	7,592.08	7.90	1,670.40
		08/14/2024	0.00	0.00	0.00	
		475,000.00	0.00	9,254.58	7.90	
			474,578.09	1,662.50	1,670.40	
58770AAC7	MBART 2023-1 A3 4.51 11/15/2027	01/18/2023	101,855.35	204.18	0.73	368.65
		01/25/2023	0.00	382.83	0.00	
		94,424.62	(7,438.03)	189.27	0.73	
			94,418.05	367.92	368.65	
58933YBH7	MERCK & CO INC 4.05 05/17/2028	05/08/2023	109,939.92	544.50	1.51	372.76
		05/17/2023	0.00	0.00	0.00	
		110,000.00	0.00	915.75	1.51	
			109,941.43	371.25	372.76	
61690U8E3	MORGAN STANLEY BANK NA 4.968 07/14/2028	07/17/2024	450,000.00	10,060.20	0.00	1,863.00
		07/19/2024	0.00	10,867.50	0.00	
		450,000.00	0.00	1,055.70	0.00	
			450,000.00	1,863.00	1,863.00	
637432NG6	NATIONAL RURAL UTILITIES COOPERATIVE FINANCE CORP 3.25 11/01/2025	04/14/2022	59,971.76	325.00	2.88	165.38
		04/19/2022	0.00	0.00	0.00	
		60,000.00	0.00	487.50	2.88	
			59,974.64	162.50	165.38	
63743HFE7	NATIONAL RURAL UTILITIES COOPERATIVE FINANCE CORP 3.45 06/15/2025	04/27/2022	59,997.65	92.00	0.44	172.94
		05/04/2022	0.00	0.00	0.00	
		60,000.00	0.00	264.50	0.44	
			59,998.09	172.50	172.94	
63743HFF4	NATIONAL RURAL UTILITIES COOPERATIVE FINANCE CORP 5.45 10/30/2025	10/20/2022	144,946.41	1,339.03	5.50	664.04
		10/31/2022	0.00	0.00	0.00	
		145,000.00	0.00	1,997.58	5.50	
			144,951.91	658.54	664.04	
665859AW4	NORTHERN TRUST CORP 4.0 05/10/2027		450,128.57	2,550.00	3.58	1,495.06
			0.00	0.00	(8.51)	
		450,000.00	0.00	4,050.00	(4.94)	
			450,123.64	1,500.00	1,495.06	
69371RR73	PACCAR FINANCIAL CORP 2.85 04/07/2025	03/31/2022	119,997.27	798.00	0.88	285.88
		04/07/2022	0.00	0.00	0.00	
		120,000.00	0.00	1,083.00	0.88	
			119,998.15	285.00	285.88	

INCOME EARNED



BCVWD Consolidated | [REDACTED] | As of January 31, 2025

Cusip	Security Description	Trade Date Settle Date Units	Book Value: Begin Book Value: Acq Book Value: Disp Book Value: End	Prior Accrued Inc. Received Ending Accrued Total Interest	Accr. Of Discount Amort. Of Premium Net Accret/Amort Income Earned	Total Income
69371RS56	PACCAR FINANCIAL CORP 5.05 08/10/2026	12/18/2023 12/20/2023 350,000.00	352,578.64 0.00 0.00 352,442.23	6,922.71 0.00 8,395.63 1,472.92	0.00 (136.41) (136.41) 1,336.50	1,336.50
713448FW3	PEPSICO INC 5.125 11/10/2026	11/08/2023 11/10/2023 150,000.00	149,974.95 0.00 0.00 149,976.09	1,089.06 0.00 1,729.69 640.63	1.15 0.00 1.15 641.77	641.77
713448FX1	PEPSICO INC 4.5 07/17/2029	07/16/2024 07/17/2024 300,000.00	299,722.15 0.00 0.00 299,727.35	6,150.00 6,750.00 525.00 1,125.00	5.20 0.00 5.20 1,130.20	1,130.20
756109BE3	REALTY INCOME CORP 4.625 11/01/2025	09/20/2022 09/22/2022 400,000.00	399,936.84 0.00 0.00 399,943.28	3,083.33 0.00 4,625.00 1,541.67	6.44 0.00 6.44 1,548.11	1,548.11
78016EZ59	ROYAL BANK OF CANADA 3.375 04/14/2025	400,000.00	399,715.81 0.00 0.00 399,801.35	2,887.50 0.00 4,012.50 1,125.00	85.53 0.00 85.53 1,210.53	1,210.53
808513AX3	CHARLES SCHWAB CORP 3.85 05/21/2025	06/22/2022 06/24/2022 450,000.00	450,044.35 0.00 0.00 450,026.95	1,925.00 0.00 3,368.75 1,443.75	0.00 (17.40) (17.40) 1,426.35	1,426.35
857477CL5	STATE STREET CORP 4.993 03/18/2027	03/13/2024 03/18/2024 440,000.00	440,000.00 0.00 0.00 440,000.00	6,285.63 0.00 8,116.40 1,830.77	0.00 0.00 0.00 1,830.77	1,830.77
89115A2W1	TORONTO-DOMINION BANK 4.98 04/05/2027	03/26/2024 04/05/2024 415,000.00	415,000.00 0.00 0.00 415,000.00	4,937.12 0.00 6,659.37 1,722.25	0.00 0.00 0.00 1,722.25	1,722.25
89231CAD9	TAOT 2022-C A3 3.76 04/15/2027	08/08/2022 08/16/2022 91,628.21	99,107.48 0.00 (7,487.10) 91,621.24	165.63 310.56 153.12 298.05	0.86 0.00 0.86 298.91	298.91

INCOME EARNED



BCVWD Consolidated | ██████████ | As of January 31, 2025

Cusip	Security Description	Trade Date Settle Date Units	Book Value: Begin Book Value: Acq Book Value: Disp Book Value: End	Prior Accrued Inc. Received Ending Accrued Total Interest	Accr. Of Discount Amort. Of Premium Net Accret/Amort Income Earned	Total Income
89236TJT3	TOYOTA MOTOR CREDIT CORP 1.45 01/13/2025	04/18/2022 04/20/2022 0.00	149,927.10 0.00 (150,000.00) 0.00	1,015.00 1,087.50 0.00 72.50	72.90 0.00 72.90 145.40	145.40
89236TKF1	TOYOTA MOTOR CREDIT CORP 3.65 08/18/2025	08/15/2022 08/18/2022 180,000.00	179,966.15 0.00 0.00 179,970.73	2,427.25 0.00 2,974.75 547.50	4.58 0.00 4.58 552.08	552.08
89236TNA9	TOYOTA MOTOR CREDIT CORP 4.95 01/09/2030	01/06/2025 01/09/2025 340,000.00	0.00 339,272.40 0.00 339,281.56	0.00 0.00 1,028.50 1,028.50	9.16 0.00 9.16 1,037.66	1,037.66
89238FAD5	TAOT 2022-B A3 2.93 09/15/2026	75,046.50	84,314.98 0.00 (9,486.76) 74,862.38	110.08 206.40 97.73 194.05	34.15 0.00 34.15 228.20	228.20
89238JAC9	TAOT 2021-D A3 0.71 04/15/2026	12/14/2022 12/16/2022 5,356.46	6,763.62 0.00 (1,561.46) 5,244.89	2.18 4.09 1.69 3.60	42.72 0.00 42.72 46.32	46.32
89239TAD4	TAOT 2024-D A3 4.4 06/15/2029	10/10/2024 10/17/2024 125,000.00	124,993.34 0.00 0.00 124,993.47	244.44 458.33 244.44 458.33	0.13 0.00 0.13 458.46	458.46
89240JAD3	TAOT 25A A3 4.64 08/15/2029	01/22/2025 01/29/2025 240,000.00	0.00 239,990.38 0.00 239,990.40	0.00 0.00 61.87 61.87	0.02 0.00 0.02 61.88	61.88
912828XB1	UNITED STATES TREASURY 2.125 05/15/2025	750,000.00	747,483.74 0.00 0.00 748,065.86	2,069.23 0.00 3,434.05 1,364.81	582.12 0.00 582.12 1,946.93	1,946.93
91282CAB7	UNITED STATES TREASURY 0.25 07/31/2025	800,000.00	787,627.73 0.00 0.00 789,445.46	836.96 1,000.00 5.52 168.57	1,817.73 0.00 1,817.73 1,986.29	1,986.29

INCOME EARNED



BCVWD Consolidated | ██████████ | As of January 31, 2025

Cusip	Security Description	Trade Date Settle Date Units	Book Value: Begin Book Value: Acq Book Value: Disp Book Value: End	Prior Accrued Inc. Received Ending Accrued Total Interest	Accr. Of Discount Amort. Of Premium Net Accret/Amort Income Earned	Total Income
91282CBT7	UNITED STATES TREASURY 0.75 03/31/2026	750,000.00	730,584.72 0.00 0.00 731,910.43	1,437.16 0.00 1,916.21 479.05	1,325.71 0.00 1,325.71 1,804.77	1,804.77
91282CDS7	UNITED STATES TREASURY 1.125 01/15/2025	0.00	774,464.97 0.00 (774,732.48) 0.00	4,027.68 4,193.53 0.00 165.85	267.52 0.00 267.52 433.36	433.36
91282CDZ1	UNITED STATES TREASURY 1.5 02/15/2025	400,000.00	748,781.16 0.00 (349,696.64) 399,797.76	4,249.32 2,282.61 2,771.74 805.03	713.25 0.00 713.25 1,518.28	1,518.28
91282CED9	UNITED STATES TREASURY 1.75 03/15/2025	750,000.00	748,311.89 0.00 0.00 749,028.76	3,915.75 0.00 5,039.71 1,123.96	716.87 0.00 716.87 1,840.83	1,840.83
91282CEH0	UNITED STATES TREASURY 2.625 04/15/2025	06/28/2022 06/29/2022 500,000.00	499,178.35 0.00 0.00 499,423.26	2,812.50 0.00 3,930.29 1,117.79	244.92 0.00 244.92 1,362.70	1,362.70
91282CEU1	UNITED STATES TREASURY 2.875 06/15/2025	06/28/2022 06/29/2022 670,000.00	669,002.23 0.00 0.00 669,189.69	899.62 0.00 2,540.11 1,640.49	187.46 0.00 187.46 1,827.95	1,827.95
91282CFP1	UNITED STATES TREASURY 4.25 10/15/2025	10/18/2022 10/19/2022 600,000.00	599,094.50 0.00 0.00 599,192.31	5,464.29 0.00 7,635.99 2,171.70	97.81 0.00 97.81 2,269.51	2,269.51
91282CFU0	UNITED STATES TREASURY 4.125 10/31/2027	09/15/2023 09/18/2023 1,000,000.00	988,919.42 0.00 0.00 989,251.94	7,064.92 0.00 10,597.38 3,532.46	332.52 0.00 332.52 3,864.98	3,864.98
91282CFW6	UNITED STATES TREASURY 4.5 11/15/2025	11/09/2022 11/15/2022 750,000.00	749,693.99 0.00 0.00 749,723.82	4,381.91 0.00 7,272.10 2,890.19	29.83 0.00 29.83 2,920.02	2,920.02

INCOME EARNED



BCVWD Consolidated | ██████████ | As of January 31, 2025

Cusip	Security Description	Trade Date Settle Date Units	Book Value: Begin Book Value: Acq Book Value: Disp Book Value: End	Prior Accrued Inc. Received Ending Accrued Total Interest	Accr. Of Discount Amort. Of Premium Net Accret/Amort Income Earned	Total Income
91282CGT2	UNITED STATES TREASURY 3.625 03/31/2028	06/15/2023	792,085.89	7,409.34	207.04	2,676.82
		06/16/2023	0.00	0.00	0.00	
		800,000.00	0.00	9,879.12	207.04	
			792,292.93	2,469.78	2,676.82	
91282CHA2	UNITED STATES TREASURY 3.5 04/30/2028		471,084.40	2,847.38	99.90	1,523.59
			0.00	0.00	0.00	
		475,000.00	0.00	4,271.06	99.90	
			471,184.30	1,423.69	1,523.59	
91282CHK0	UNITED STATES TREASURY 4.0 06/30/2028	02/22/2024	741,318.90	82.87	210.90	2,779.97
		02/23/2024	0.00	0.00	0.00	
		750,000.00	0.00	2,651.93	210.90	
			741,529.81	2,569.06	2,779.97	
91282CKD2	UNITED STATES TREASURY 4.25 02/28/2029		597,912.86	8,664.36	118.56	2,226.30
			0.00	0.00	(75.97)	
		600,000.00	0.00	10,848.07	42.59	
			597,955.46	2,183.70	2,226.30	
91282CKP5	UNITED STATES TREASURY 4.625 04/30/2029	05/22/2024	729,764.98	5,742.92	0.00	2,777.97
		05/23/2024	0.00	0.00	(93.49)	
		725,000.00	0.00	8,614.38	(93.49)	
			729,671.49	2,871.46	2,777.97	
91282CKT7	UNITED STATES TREASURY 4.5 05/31/2029		710,948.83	2,769.23	0.00	2,472.01
			0.00	0.00	(210.69)	
		700,000.00	0.00	5,451.92	(210.69)	
			710,738.15	2,682.69	2,472.01	
91282CLK5	UNITED STATES TREASURY 3.625 08/31/2029	09/25/2024	452,145.38	5,542.65	0.00	1,357.87
		09/26/2024	0.00	0.00	(39.05)	
		450,000.00	0.00	6,939.57	(39.05)	
			452,106.33	1,396.93	1,357.87	
91282CLN9	UNITED STATES TREASURY 3.5 09/30/2029	10/25/2024	733,311.49	6,706.73	298.53	2,534.10
		10/28/2024	0.00	0.00	0.00	
		750,000.00	0.00	8,942.31	298.53	
			733,610.01	2,235.58	2,534.10	
91282CLR0	UNITED STATES TREASURY 4.125 10/31/2029	12/30/2024	494,534.35	3,532.46	96.05	1,862.28
		12/31/2024	0.00	0.00	0.00	
		500,000.00	0.00	5,298.69	96.05	
			494,630.40	1,766.23	1,862.28	

INCOME EARNED



BCVWD Consolidated | ██████████ | As of January 31, 2025

Cusip	Security Description	Trade Date Settle Date Units	Book Value: Begin Book Value: Acq Book Value: Disp Book Value: End	Prior Accrued Inc. Received Ending Accrued Total Interest	Accr. Of Discount Amort. Of Premium Net Accret/Amort Income Earned	Total Income
91282CMD0	UNITED STATES TREASURY 4.375 12/31/2029	12/30/2024 12/31/2024 500,000.00	499,980.48 0.00 0.00 499,980.81	60.43 0.00 1,933.70 1,873.27	0.33 0.00 0.33 1,873.61	1,873.61
91324PEG3	UNITEDHEALTH GROUP INC 3.7 05/15/2027	05/17/2022 05/20/2022 115,000.00	115,026.74 0.00 0.00 115,025.74	543.69 0.00 898.28 354.58	0.20 (1.20) (1.00) 353.58	353.58
931142EW9	WALMART INC 3.9 09/09/2025	09/06/2022 09/09/2022 100,000.00	99,983.97 0.00 0.00 99,985.95	1,213.33 0.00 1,538.33 325.00	1.98 0.00 1.98 326.98	326.98
Total Fixed Income		39,769,483.23	39,665,790.24 1,644,160.78 (1,786,201.43) 39,538,616.15	299,749.62 89,786.02 331,975.84 122,012.23	16,433.39 (1,566.83) 14,866.56 136,878.79	136,878.79
LAIF						
90LAIF\$00	Local Agency Investment Fund State Pool	42,764,549.21	43,889,106.89 510,442.32 (1,635,000.00) 42,764,549.21	0.00 839,534.98 0.00 839,534.98	0.00 0.00 0.00 839,534.98	839,534.98
Total LAIF		42,764,549.21	43,889,106.89 510,442.32 (1,635,000.00) 42,764,549.21	0.00 839,534.98 0.00 839,534.98	0.00 0.00 0.00 839,534.98	839,534.98
TOTAL PORTFOLIO		83,019,452.87	84,140,364.74 4,033,635.68 (5,068,741.75) 82,788,585.79	299,749.62 932,855.81 331,975.84 965,082.02	16,433.39 (1,566.83) 14,866.56 979,948.59	979,948.59

Accounts Payable

Checks by Date - Detail by Check Date

User: wclayton
 Printed: 2/27/2025 5:41 PM

Beaumont-Cherry Valley Water District

560 Magnolia Avenue
 Beaumont California 92223
 (951) 845-9581
<https://bcvwd.gov>



Check No	Vendor No Invoice No	Vendor Name Description	Check Date Reference	Check Amount
ACH	10031	Staples Business Advantage	01/30/2025	
	602190131	IT Office Supplies		442.80
	6021901830	Backflow Office Supplies		22.08
	6021901832	Office Supplies		45.02
	6021901833	Office Supplies		99.54
	6021901835	Operations Office Supplies		80.22
	6022330151	HR Office Supplies		103.55
Total for this ACH Check for Vendor 10031:				793.21
ACH	10138	ARCO Business Solutions	01/30/2025	
	HW201 Jan 2025	ARCO Fuel Charges 01/21-01/27/2025		2,273.51
Total for this ACH Check for Vendor 10138:				2,273.51
ACH	10350	NAPA Auto Parts	01/30/2025	
	225699	Diesel Exhaust Fluid for Tractors		107.64
	225742	Power Steering - Unit 4		3.76
Total for this ACH Check for Vendor 10350:				111.40
ACH	11202	Orange County Winwater Works	01/30/2025	
	168119.02	Repair Clamp 1 X 3		1,507.96
Total for this ACH Check for Vendor 11202:				1,507.96
ACH	10085	CalPERS Retirement System	01/30/2025	
	1002827618	PR Batch 00005.01.2025 CalPERS 8% EE Paid		2,431.09
	1002827618	PR Batch 00005.01.2025 CalPERS ER PEPRA		9,007.42
	1002827618	PR Batch 00005.01.2025 CalPERS ER Paid Classic		11,681.63
	1002827618	PR Batch 00005.01.2025 CalPERS 1% ER Paid		199.00
	1002827618	PR Batch 00005.01.2025 CalPERS 8% ER Paid		1,280.58
	1002827618	PR Batch 00005.01.2025 CalPERS 8.25% EE PEPRA		8,610.80
	1002827618	PR Batch 00005.01.2025 CalPERS 7% EE Deduction		1,393.13
Total for this ACH Check for Vendor 10085:				34,603.65
ACH	10087	EDD	01/30/2025	
	2-090-888-848	PR Batch 00005.01.2025 CA SDI		2,228.40
	2-090-888-848	PR Batch 00005.01.2025 State Income Tax		8,118.76
Total for this ACH Check for Vendor 10087:				10,347.16
ACH	10094	U.S. Treasury	01/30/2025	
	270543012055384	PR Batch 00005.01.2025 FICA Employer Portion		11,775.33
	270543012055384	PR Batch 00005.01.2025 Medicare Employer Portion		2,753.90
	270543012055384	PR Batch 00005.01.2025 Medicare Employee Portion		2,753.90
	270543012055384	PR Batch 00005.01.2025 Medicare Employee Portion Corr		-32.75
	270543012055384	PR Batch 00005.01.2025 FICA Employee Portion		11,775.33
	270543012055384	PR Batch 00005.01.2025 Medicare Employer Portion Corr		-2,806.97
	270543012055384	PR Batch 00005.01.2025 FICA Employee Portion correcti		634.51
	270543012055384	PR Batch 00005.01.2025 Federal Income Tax		21,083.33
Total for this ACH Check for Vendor 10094:				47,936.58

Check No	Vendor No Invoice No	Vendor Name Description	Check Date Reference	Check Amount
ACH	10141 51175945	Ca State Disbursement Unit PR Batch 00005.01.2025 Garnishment	01/30/2025	379.84
Total for this ACH Check for Vendor 10141:				379.84
ACH	10203 VB1450PP03 2025	Voya Financial PR Batch 00005.01.2025 Deferred Comp	01/30/2025	450.00
Total for this ACH Check for Vendor 10203:				450.00
ACH	10264 1002827653 1002827653 1002827653 1002827653	CalPERS Supplemental Income Plans PR Batch 00005.01.2025 CalPERS 457 PR Batch 00005.01.2025 100% Contribution PR Batch 00005.01.2025 ROTH-Post-Tax PR Batch 00005.01.2025 457 Loan Repayment	01/30/2025	2,209.51 821.18 475.00 117.15
Total for this ACH Check for Vendor 10264:				3,622.84
ACH	10984 1738085545957 1738085545957	MidAmerica Administrative & Retirement Solutions PR Batch 00005.01.2025 401(a) ER Paid-GM Contract PR Batch 00005.01.2025 401(a) Deferred Comp	01/30/2025	1,666.67 1,666.67
Total for this ACH Check for Vendor 10984:				3,333.34
2293	10742 PP03 2025	Andrew Becerra PR Batch 00005.01.2025 Stipend	01/30/2025	75.00
Total for Check Number 2293:				75.00
15999	UB*05731	Luis Magdaleno Refund Check Refund Check Refund Check Refund Check Refund Check	01/30/2025	28.49 13.15 7.67 114.17 2,009.37
Total for Check Number 15999:				2,172.85
16000	UB*05724	703 Allegheny Inc/ Pacific West Refund Check	01/30/2025	41.19
Total for Check Number 16000:				41.19
16001	UB*05732	American Asphalt South Inc Refund Check Refund Check Refund Check Refund Check	01/30/2025	438.44 763.90 949.96 255.76
Total for Check Number 16001:				2,408.06
16002	UB*05727	Andrew Archibeque & Brandy Anderso Refund Check	01/30/2025	219.68
Total for Check Number 16002:				219.68
16003	UB*05696	Rodney Buenting Refund Check Refund Check Refund Check Refund Check Refund Check	01/30/2025	4.18 11.58 56.26 6.75 10.78
Total for Check Number 16003:				89.55

Check No	Vendor No Invoice No	Vendor Name Description	Check Date Reference	Check Amount
16004	UB*05735	Jhumer Dave Calizo	01/30/2025	
		Refund Check		70.77
		Refund Check		103.18
		Refund Check		58.18
		Refund Check		33.62
		Refund Check		46.86
		Refund Check		99.73
Total for Check Number 16004:				412.34
16005	UB*05726	Kitty Chung	01/30/2025	
		Refund Check		50.00
Total for Check Number 16005:				50.00
16006	UB*05723	Caudill Cynthia	01/30/2025	
		Refund Check		36.21
Total for Check Number 16006:				36.21
16007	UB*05734	Manuel Gutierrez Castaneda	01/30/2025	
		Refund Check		6.84
		Refund Check		14.39
		Refund Check		4.08
		Refund Check		2.12
		Refund Check		6.99
Total for Check Number 16007:				34.42
16008	UB*05730	Chris Johnson	01/30/2025	
		Refund Check		8.64
		Refund Check		5.04
		Refund Check		10.56
		Refund Check		63.25
Total for Check Number 16008:				87.49
16009	UB*05725	Diana Kimmell	01/30/2025	
		Refund Check		42.66
		Refund Check		49.08
		Refund Check		3.81
		Refund Check		84.36
		Refund Check		24.90
Total for Check Number 16009:				204.81
16010	UB*05728	Cynthia Kuker	01/30/2025	
		Refund Check		28.02
Total for Check Number 16010:				28.02
16011	UB*05733	Christine Moore	01/30/2025	
		Refund Check		21.40
		Refund Check		8.84
		Refund Check		10.17
		Refund Check		0.79
		Refund Check		5.16
Total for Check Number 16011:				46.36
16012	UB*05729	Alicia & Carmen Price	01/30/2025	
		Refund Check		150.56
Total for Check Number 16012:				150.56

Check No	Vendor No Invoice No	Vendor Name Description	Check Date Reference	Check Amount
16013	UB*05736	Charles Walter Refund Check Refund Check	01/30/2025	213.34 105.45
Total for Check Number 16013:				318.79
16014	UB*05722	William Weir Refund Check Refund Check Refund Check Refund Check	01/30/2025	7.39 9.03 4.31 31.12
Total for Check Number 16014:				51.85
16015	10319	ACWA Joint Powers Insurance Authority	01/30/2025	
	12312024	2024/2025 2nd Qtr Finance WC Calculation Adj		-5.54
	12312024	2024/2025 2nd Qtr Engineering WC Calculation Adj		-3.35
	12312024	2024/2025 2nd Qtr Operations WC Calculation Adj		-2.50
	12312024	2024/2025 2nd Qtr Board WC Calculation Adj		-0.53
	12312024	2024/2025 2nd Qtr Workers Comp		24,774.39
	12312024	2024/2025 2nd Qtr HR WC Calculation Adj		-0.45
	12312024	2024/2025 2nd Qtr Workers Comp Rounding Adj		0.10
	12312024	2024/2025 2nd Qtr Operations WC Calculation Adj		-2.86
	12312024	2024/2025 2nd Qtr IT WC Calculation Adj		-0.77
	12312024	2024/2025 2nd Qtr Operations WC Calculation Adj		-8.62
	12312024	2024/2025 2nd Qtr Operations WC Calculation Adj		-22.12
	12312024	2024/2025 2nd Qtr Operations WC Calculation Adj		-1.87
	12312024	2024/2025 2nd Qtr Customer Service WC Calculation Adj		-1.42
Total for Check Number 16015:				24,724.46
16016	10144	Alsco Inc	01/30/2025	
	LYUM1858552	Cleaning Mats/Shop Towels 12th/Palm Jan 2025		37.30
	LYUM1861533	Cleaning Mats/Air Fresheners 560 Magnolia Jan 2025		48.45
	LYUM1861534	Cleaning Mats/Shop Towels 12th/Palm Jan 2025		37.30
Total for Check Number 16016:				123.05
16017	10420	Amazon Capital Services, Inc.	01/30/2025	
	1LH9-WHLL-MD6T	4 Emergency Fire Blankets		63.96
Total for Check Number 16017:				63.96
16018	10855	Badger Meter, Inc	01/30/2025	
	1707953	MLP 5/8" HRE8 Encoder Register Only		5,564.21
Total for Check Number 16018:				5,564.21
16019	10822	Canon Financial Services, Inc	01/30/2025	
	37570078	Contract Charge - 01/01-01/31/2025 - 560 Magnolia Ave		450.03
	37570737	Contract Charge - 01/01-01/31/2025 - 851 E 6th St		238.56
	37570737	Meter Usage - 12/01-12/31/2024		305.27
Total for Check Number 16019:				993.86
16020	10266	Cozad & Fox Inc.	01/30/2025	
	18958	Design & Engineering Services - Noble Pipeline		3,439.20
Total for Check Number 16020:				3,439.20
16021	10303	Grainger Inc	01/30/2025	
	9381300681	(2) Float Valve Assembly for Well 24 Chlorinator		126.84
Total for Check Number 16021:				126.84

Check No	Vendor No Invoice No	Vendor Name Description	Check Date Reference	Check Amount
16022	10809 006845 006845 006853 006853	Inner-City Auto Repair & Tires 6 Tires - Unit 44/OD 23,493 Labor - 6 Tires - Unit 44/OD 23,493 Labor - Ignition Switch Replacement - Unit 3/OD 92.248 Ignition Switch Replacement - Unit 3/OD 92.248	01/30/2025	2,020.09 240.00 90.00 82.16
Total for Check Number 16022:				2,432.25
16023	10696 266873	Innovative Document Solutions Canon Image Runner 12/1-12/31/2024 Overage Char	01/30/2025	3,744.12
Total for Check Number 16023:				3,744.12
16024	11100 13638035	Loomis Armored US, LLC Armored Truck Service - January 2025	01/30/2025	349.21
Total for Check Number 16024:				349.21
16025	10026 613571 613571 613571 613571 613571 613571	McCrometer Inc Repair and Calibration of Construction Meter 18-07559-04 Repair and Calibration of Construction Meter 18-08304-04 Repair and Calibration of Construction Meter 18-07555-04 Repair and Calibration of 6" High Flow Meter 18-09662-06 Repair and Calibration of Construction Meter 05-10828-04 Repair and Calibration of Construction Meter 19-05924-04	01/30/2025	942.87 942.87 942.87 955.92 942.87 942.87
Total for Check Number 16025:				5,670.27
16026	10527 64409769 64574669 64574669	Robert Half Talent Solutions Engineering Admin Temp - 12/01-12/05/2024 Engineering Admin Temp - 01/20-01/23/2025 Admin Assistant Temp - 01/20-01/23/2025	01/30/2025	796.40 303.38 910.12
Total for Check Number 16026:				2,009.90
16027	10290 25-00301	San Gorgonio Pass Water Agency 404 AF @ \$399 for Dec 2024	01/30/2025	161,196.00
Total for Check Number 16027:				161,196.00
16028	10193 4 4	South West Pump & Drilling, Inc Construction of Well 1A Retention - Construction of Well 1A	01/30/2025	140,000.00 -7,000.00
Total for Check Number 16028:				133,000.00
16029	11255 40820-P13865-01 40820-P13865-01 40820-P13865-01 40820-P13865-01	SR Bray LLC Shipping RTex35 Breaker 1"1/4 x6 RTex15 Breaker 1"1/4 x6 Tex 640 Tamper 6 Round	01/30/2025	534.11 1,578.83 1,177.18 1,169.70
Total for Check Number 16029:				4,459.82
16030	10447 01252025	State Water Resources Control Board - DWOCP D1 Certification Fee - R Saiz	01/30/2025	70.00
Total for Check Number 16030:				70.00
16031	11276 83	Universal Green, LLC Landscape Contract Services - Jan 2025	01/30/2025	5,040.00
Total for Check Number 16031:				5,040.00

Check No	Vendor No Invoice No	Vendor Name Description	Check Date Reference	Check Amount
16032	10035 INV00593087 INV00593087	USA Blue Book (3) Glass Sample Tubes For Checking Chlorine Residual (4) DPD Dispenser For Checking Chlorine Residual	01/30/2025	109.65 1,078.31
Total for Check Number 16032:				1,187.96
16033	10651 43112 43113	Weldors Supply and Steel, Inc Base Plates For Old Compressor Materials to Make Probes	01/30/2025	44.64 130.59
Total for Check Number 16033:				175.23
Total for 1/30/2025:				466,157.01
ACH	10030 700359906319Jan	Southern California Edison Electricity 12/20/24 to 01/21/25 - 13697 Oak Glen Rd	02/06/2025	240.55
Total for this ACH Check for Vendor 10030:				240.55
ACH	10031 6023426308	Staples Business Advantage Engineering Office Supplies	02/06/2025	113.37
Total for this ACH Check for Vendor 10031:				113.37
ACH	10042 07132135000Jan	Southern California Gas Company Monthly Gas Charges 12/27/24-01/27/25	02/06/2025	15.29
Total for this ACH Check for Vendor 10042:				15.29
ACH	10052 01312025 01312025 01312025 01312025 01312025 01312025 01312025 01312025	Home Depot Credit Services Production Small Tools Supplies Maint & Repair - 560 Magnolia Ave Supplies Maint & Repair - Pumping Equip Supplies Maint & Repair - General Building Supplies Maint & Repair - 851 E 6th St Supplies Refund - Finance Charge Pending Refund - Finance Charge General Safety Supplies	02/06/2025	646.40 117.45 5.64 633.20 57.06 -164.28 65.31 23.50
Total for this ACH Check for Vendor 10052:				1,384.28
ACH	10138 HW201 Feb 2025	ARCO Business Solutions ARCO Fuel Charges 01/28-02/03/2025	02/06/2025	2,827.45
Total for this ACH Check for Vendor 10138:				2,827.45
ACH	10284 120250065 120250065	Underground Service Alert of Southern California 105 New Ticket Charges Jan 2025 Monthly Maintenance Fee	02/06/2025	194.25 10.00
Total for this ACH Check for Vendor 10284:				204.25
ACH	10350 225924 225993	NAPA Auto Parts Socket - Unit 41 Coolant for Heavy Equipment	02/06/2025	9.69 50.62
Total for this ACH Check for Vendor 10350:				60.31
ACH	10743 22893	Townsend Public Affairs, Inc Consulting Services - Feb 2025	02/06/2025	5,000.00
Total for this ACH Check for Vendor 10743:				5,000.00

Check No	Vendor No Invoice No	Vendor Name Description	Check Date Reference	Check Amount
ACH	10087 0-078-020-240	EDD 4th Quarter State Taxes	02/06/2025	0.04
Total for this ACH Check for Vendor 10087:				0.04
16034	UB*05738	David Prescott Refund Check Refund Check Refund Check Refund Check Refund Check	02/06/2025	14.08 16.56 7.63 9.66 29.63
Total for Check Number 16034:				77.56
16035	UB*05737	SCA of Ca LLC Refund Check	02/06/2025	2,121.50
Total for Check Number 16035:				2,121.50
16036	10001 01312025 01312025 01312025 01312025 01312025 01312025 01312025 01312025 01312025	Action True Value Hardware Maint & Repair - 560 Magnolia Ave Supplies Meter Maint & Service Supplies Maint & Repair - General Equip Supplies General Supplies Fleet Maintenance Supplies Maint & Repair - Pumping Equip Supplies Production Small Tools Supplies Transmission & Distribution Small Tools Supplies	02/06/2025	51.69 18.63 9.15 10.75 45.20 21.08 70.00 30.62
Total for Check Number 16036:				257.12
16037	10767 257285 257285	Alliance Trailer Corp Class V Adjustable Channel Mount W/2 4' Round GRNMT	02/06/2025	522.59 6.46
Total for Check Number 16037:				529.05
16038	10420 1N6X-MM6J-9NR6 1XLH-TH4X-4TN7 1XLH-TH4X-4TN7	Amazon Capital Services, Inc. 4 Space Heaters Office Supplies Water for Board Meetings	02/06/2025	106.62 32.21 12.38
Total for Check Number 16038:				151.21
16039	10272 01312025 01312025 01312025	Babcock Laboratories Inc 60 Coliform Water Samples 4 Nitrate Samples 15 General Physical Analysis Samples	02/06/2025	3,130.02 79.45 596.17
Total for Check Number 16039:				3,805.64

Check No	Vendor No Invoice No	Vendor Name Description	Check Date Reference	Check Amount
16040	10271	Beaumont Ace Home Center	02/06/2025	
	01312025	Maint & Repair - 560 Magnolia Ave Supplies		74.38
	01312025	Lab Testing Supplies		69.43
	01312025	Well 25 - Maint & Repair - Pumping Equip Supplies		223.05
	01312025	Maint & Repair - 851 E 6th St Supplies		41.46
	01312025	Project AMG001 - General Supplies		562.31
	01312025	Production Small Tools Supplies		248.68
	01312025	Maint & Repair - Pumping Equip Supplies		310.46
	01312025	Maintenance Small Tools Supplies		11.30
	01312025	Maint & Repair - 12th/Palm Supplies		398.03
	01312025	General Supplies		140.23
	01312025	NCRF/Canyon Pond Maintenance Supplies		217.00
	01312025	Reservoir Maint Supplies		81.55
	01312025	Transmission & Distribution Small Tools Supplies		318.21
	01312025	Maint & Repair - General Equip Supplies		38.36
	01312025	Meter Maint & Service Supplies		96.13
	01312025	Maint & Repair - Telemetry Equip Supplies		154.70
	01312025	General Safety Supplies		192.87
	01312025	Backflow Maintenance		48.09
	01312025	Maint & Repair - General Building Supplies		8.61
	01312025	Edgar Canyon Maint Supplies		62.12
	01312025	Maint & Repair - Pipeline & Hydrants Supplies		13.34
Total for Check Number 16040:				3,310.31
16041	11075	Bonafide Enterprises INC	02/06/2025	
	304381	Labor - DOT Inspection		577.50
	304381	6 Tires/Valve Stems/Wiper Blades		3,201.19
	304382	Labor - DOT Inspection		165.00
Total for Check Number 16041:				3,943.69
16042	10772	CV Strategies	02/06/2025	
	8198	Strategic Communication Services - January 2025		2,097.50
Total for Check Number 16042:				2,097.50
16043	11228	D I Ready Cleaning Service, Inc	02/06/2025	
	212	Feb 2025 Janitorial Services for 815 E 12th St		534.00
	212	Feb 2025 Janitorial Services for 560 Magnolia Ave		1,028.00
	212	Feb 2025 Janitorial Services for 851 E 6th St		288.00
Total for Check Number 16043:				1,850.00
16044	10942	Diamond Environmental Services LP	02/06/2025	
	0005985105	Basin Handwash Station Rental - 39500 Brookside		155.65
Total for Check Number 16044:				155.65
16045	10600	Gacho Pest Control Inc.	02/06/2025	
	02032025	NCR I Rodent Control Feb 2025		1,000.00
Total for Check Number 16045:				1,000.00
16046	10303	Grainger Inc	02/06/2025	
	9389193930	(1) Circuit Breaker for Noble Booster		2,610.82
Total for Check Number 16046:				2,610.82
16047	10968	Great Place to Work Institute, Inc	02/06/2025	
	38821	Analyze Package 02/02/2025-02/01/2026		3,854.00
Total for Check Number 16047:				3,854.00

Check No	Vendor No Invoice No	Vendor Name Description	Check Date Reference	Check Amount
16048	10527 64612757 64612757	Robert Half Talent Solutions Engineering Admin Temp - 01/27-01/30/2025 Admin Assistant Temp - 01/27-01/30/2025	02/06/2025	404.50 1,213.50
Total for Check Number 16048:				1,618.00
16049	11131 7481-3	Sherwin-Williams Company Paint - 13697 Oak Glen	02/06/2025	170.03
Total for Check Number 16049:				170.03
16050	11127 01312025	Cenica Smith Mileage Reimbursement - C Smith Jan 2025	02/06/2025	11.30
Total for Check Number 16050:				11.30
16051	11255 GS1351069 GS1351069	SR Bray LLC Labor - Night-Lite Pro II Annual Service Night-Lite Pro II Annual Service	02/06/2025	875.00 135.22
Total for Check Number 16051:				1,010.22
16052	10447 02052025	State Water Resources Control Board - DWOCP D3 Certification Fee - J Rogers	02/06/2025	90.00
Total for Check Number 16052:				90.00
16053	11119 13012918 13012918 13012918 13012918 13012918 13012918 13012918 13012918	Statewide Traffic Safety and Signs, Inc (25) 28' Green Double Reflective (15) 2 Barricade 24'x8/8' Glav EG (25) 28' Green Double Reflective (10) 68' Long X 24 Wide X 36 (15) 3-Way Barricade Light Led-Cell (10) 68' Long X 24 Wide X 36 (15) 3-Way Barricade Light Led-Cell (15) 2 Barricade 24'x8/8' Glav ED	02/06/2025	640.30 826.78 640.30 5,129.12 320.02 5,129.11 320.02 826.78
Total for Check Number 16053:				13,832.43
16054	10651 43057 43061	Weldors Supply and Steel, Inc Square Tubing - AMR/AMI Project Sleds Square Tubing & Strips - AMR/AMI Project Sleds	02/06/2025	129.95 120.25
Total for Check Number 16054:				250.20
Total for 2/6/2025:				52,591.77
ACH	10894 0001784388	Liberty Dental Plan Liberty Dental - Feb 2025	02/10/2025	326.41
Total for this ACH Check for Vendor 10894:				326.41
ACH	10901 239116 61120	Ameritas Life Insurance Corp. Ameritas Dental Feb 2025 Ameritas Vision Feb 2025	02/10/2025	2,391.16 611.20
Total for this ACH Check for Vendor 10901:				3,002.36
ACH	10902 53743680113445	Colonial Life Col Life Premiums Jan 2025	02/10/2025	4,348.38
Total for this ACH Check for Vendor 10902:				4,348.38

Check No	Vendor No Invoice No	Vendor Name Description	Check Date Reference	Check Amount
ACH	10903 4793625128	The Lincoln National Life Insurance Company Life & ADD EE/ER Insurance Feb 2025	02/10/2025	859.59
Total for this ACH Check for Vendor 10903:				859.59
ACH	10288 162019479 162019479 162023510 162023510 162023510 162023510	CalPERS Health Fiscal Services Division Active Non CalPERS Member Health Ins Feb 2025 Admin Fee Non CalPERS Member Health Ins Feb 2025 Admin Fee for Retired Emp Health Ins Feb 2025 Retired Employees Health Ins Feb 2025 Active Employees Health Ins Feb 2025 Admin Fee for Health Ins Feb 2025	02/10/2025	5.78 2,408.95 14.20 2,239.08 82,449.08 197.88
Total for this ACH Check for Vendor 10288:				87,314.97
ACH	10087 0-737-410-704 0-737-410-704	EDD PR Batch 00001.02.2025 CA SDI PR Batch 00001.02.2025 State Income Tax	02/10/2025	26.74 61.25
Total for this ACH Check for Vendor 10087:				87.99
ACH	10094 270543834600699 270543834600699 270543834600699 270543834600699 270543834600699	U.S. Treasury PR Batch 00001.02.2025 Medicare Employer Portion PR Batch 00001.02.2025 Medicare Employee Portion PR Batch 00001.02.2025 Federal Income Tax PR Batch 00001.02.2025 FICA Employer Portion PR Batch 00001.02.2025 FICA Employee Portion	02/10/2025	40.80 40.80 316.15 174.44 174.44
Total for this ACH Check for Vendor 10094:				746.63
Total for 2/10/2025:				96,686.33
ACH	10085 1002840116 1002840116 1002840116 1002840116 1002840116 1002840116 1002840116	CalPERS Retirement System PR Batch 00002.02.2025 CalPERS 8% EE Paid PR Batch 00002.02.2025 CalPERS 8% ER Paid PR Batch 00002.02.2025 CalPERS ER Paid Classic PR Batch 00002.02.2025 CalPERS 8.25% EE PEPRA PR Batch 00002.02.2025 CalPERS 1% ER Paid PR Batch 00002.02.2025 CalPERS ER PEPRA PR Batch 00002.02.2025 CalPERS 7% EE Deduction	02/13/2025	2,407.14 1,280.58 11,647.03 8,609.16 200.03 9,005.71 1,400.34
Total for this ACH Check for Vendor 10085:				34,549.99
ACH	10087 0-530-661-776 0-530-661-776	EDD PR Batch 00002.02.2025 State Income Tax PR Batch 00002.02.2025 CA SDI	02/13/2025	8,242.28 2,280.37
Total for this ACH Check for Vendor 10087:				10,522.65
ACH	10094 270544473692267 270544473692267 270544473692267 270544473692267 270544473692267	U.S. Treasury PR Batch 00002.02.2025 Medicare Employee Portion PR Batch 00002.02.2025 FICA Employer Portion PR Batch 00002.02.2025 FICA Employee Portion PR Batch 00002.02.2025 Federal Income Tax PR Batch 00002.02.2025 Medicare Employer Portion	02/13/2025	2,768.35 11,837.00 11,837.00 21,163.78 2,768.35
Total for this ACH Check for Vendor 10094:				50,374.48
ACH	10141 51343269	Ca State Disbursement Unit PR Batch 00002.02.2025 Garnishment	02/13/2025	379.84
Total for this ACH Check for Vendor 10141:				379.84

Check No	Vendor No Invoice No	Vendor Name Description	Check Date Reference	Check Amount
ACH	10203 VB1450PP04 2025	Voya Financial PR Batch 00002.02.2025 Deferred Comp	02/13/2025	450.00
Total for this ACH Check for Vendor 10203:				450.00
ACH	10264 1002840139 1002840139 1002840139	CalPERS Supplemental Income Plans PR Batch 00002.02.2025 457 Loan Repayment PR Batch 00002.02.2025 CalPERS 457 PR Batch 00002.02.2025 ROTH-Post-Tax	02/13/2025	131.88 2,703.42 500.00
Total for this ACH Check for Vendor 10264:				3,335.30
ACH	10984 1739313873459 1739313873459	MidAmerica Administrative & Retirement Solutions PR Batch 00002.02.2025 401(a) Deferred Comp PR Batch 00002.02.2025 401(a) ER Paid-GM Contract	02/13/2025	1,666.67 1,666.67
Total for this ACH Check for Vendor 10984:				3,333.34
ACH	11152 842350	Sterling Health Services, Inc PR Batch 00002.02.2025 Flexible Spending Account (PT)	02/13/2025	835.42
Total for this ACH Check for Vendor 11152:				835.42
ACH	10037 2515704-2371-4 2515704-2371-4 2515704-2371-4 2515710-2371-1 2515710-2371-1	Waste Management Of Inland Empire Recycling Dumpster Charges - 815 E 12th Feb 2025 Yard Dumpsters - 815 E 12th Feb 2025 Organics Cart Charges - 815 E 12th Feb 2025 Recycling Dumpster Charges - 560 Magnolia Feb 2025 Monthly Sanitation - 560 Magnolia Feb 2025	02/13/2025	109.77 362.43 61.31 109.77 133.30
Total for this ACH Check for Vendor 10037:				776.58
ACH	10138 HW201 Feb 2025	ARCO Business Solutions ARCO Fuel Charges 02/04-02/10/2025	02/13/2025	2,860.20
Total for this ACH Check for Vendor 10138:				2,860.20
ACH	10350 226177 226212 226213	NAPA Auto Parts Oil & Hydraulic Fluid - Dozer Windshield Wipers - Unit 51 Windshield Wipers - Unit 48	02/13/2025	342.57 51.70 51.70
Total for this ACH Check for Vendor 10350:				445.97
ACH	10709 W212364 W301795	Core & Main LP CORP Stop 2 CTS COMP (50) 1' Zenner Meter	02/13/2025	334.84 9,882.83
Total for this ACH Check for Vendor 10709:				10,217.67
2296	11155 2025-2 2025-2	CICCS PR Batch 00002.02.2025 Emp Assistance Program PR Batch 00002.02.2025 Emp Assistance Program	02/13/2025	100.47 3.94
Total for Check Number 2296:				104.41
16055	UB*05742	David Pu Refund Check Refund Check Refund Check Refund Check	02/13/2025	58.53 126.83 34.15 2,307.90
Total for Check Number 16055:				2,527.41

Check No	Vendor No Invoice No	Vendor Name Description	Check Date Reference	Check Amount
16056	UB*05750	Joshua Adriance Refund Check Refund Check Refund Check Refund Check	02/13/2025	16.19 11.76 10.86 0.52
Total for Check Number 16056:				39.33
16057	UB*05743	Bryan Bridges Refund Check	02/13/2025	9.42
Total for Check Number 16057:				9.42
16058	UB*05748	Rudy Chavez Refund Check	02/13/2025	20.35
Total for Check Number 16058:				20.35
16059	UB*05745	Conserve Land Care Refund Check Refund Check	02/13/2025	132.65 2,334.60
Total for Check Number 16059:				2,467.25
16060	UB*05749	Esteban Cruz Refund Check Refund Check Refund Check Refund Check	02/13/2025	2.35 1.37 34.39 2.87
Total for Check Number 16060:				40.98
16061	UB*05744	Nicolas De Leon Refund Check	02/13/2025	25.97
Total for Check Number 16061:				25.97
16063	UB*05747	Meritage Homes of California Inc Refund Check Refund Check Refund Check Refund Check	02/13/2025	97.57 45.03 2,293.36 26.27
Total for Check Number 16063:				2,462.23
16064	UB*05746	Phillip Moreno Refund Check	02/13/2025	41.32
Total for Check Number 16064:				41.32
16065	UB*05741	Sara Murillo Refund Check	02/13/2025	60.09
Total for Check Number 16065:				60.09
16066	UB*05740	Janice Sapaden Refund Check Refund Check Refund Check Refund Check	02/13/2025	5.06 2.95 63.50 6.19
Total for Check Number 16066:				77.70

Check No	Vendor No Invoice No	Vendor Name Description	Check Date Reference	Check Amount
16067	UB*05739	Tri Pointe Homes Refund Check	02/13/2025	6.37
Total for Check Number 16067:				6.37
16068	10792 02112025	A-1 Financial Services March 2025 Rent - 851 E. 6th St Eng Office	02/13/2025	2,896.00
Total for Check Number 16068:				2,896.00
16069	10420 17C4-V69J-6KYV 1N3C-RMXG-CNYM	Amazon Capital Services, Inc. Frames - Staff Certificates Door Hangers & Paper Trimmers	02/13/2025	107.72 53.25
Total for Check Number 16069:				160.97
16070	10867 INV-106-3762 INV-106-3762	Arcosa Crushed Concrete Labor - Arcosa Crushed Concrete Service-- Arcosa Concrete	02/13/2025	160.00 160.00
Total for Check Number 16070:				320.00
16071	10929 1467	Brent Billingsley (ICS) (96) 60lb Buckets of Accu-Tab Chlorine Tablets	02/13/2025	18,950.40
Total for Check Number 16071:				18,950.40
16072	10016 02132025	City of Beaumont Plan Check Dep. - American Ave and Egan Ave Pipeline Replacement	02/13/2025	3,280.00
Total for Check Number 16072:				3,280.00
16073	10303 9405000523 9405000523 9405000523 9405000523 9405000523 9405000523 9405000523 9405000523	Grainger Inc (1) 2" Manifold Coupling for Well 24 new Chlorinator System (1) 3" PVC Pipe10ft for Well 24 new Chlorinator System (1) 3" Coupling for Well 24 new Chlorinator System (1) Ball Valve for Well 24 new Chlorinator System (1) 3x5/8" Tank Fitting for Well 24 new Chlorinator System (1) 3" Union for Well 24 new Chlorinator System (2) 6" Tank Fitting for Well 24 new Chlorinator System (1) 3" Male Adapter for Well 24 new Chlorinator System	02/13/2025	20.49 88.59 19.30 121.01 91.56 53.76 636.98 22.45
Total for Check Number 16073:				1,054.14
16074	11066 1105-4526	Thomas Lamont Automotive Systems Training Reimbursement - T LaMont	02/13/2025	100.00
Total for Check Number 16074:				100.00
16075	10233 087626 OA01003	Pro-Pipe & Supply Gate Valves & Close Nipples Credit - Invoice 36715	02/13/2025	393.32 -46.92
Total for Check Number 16075:				346.40
16076	11142 IN-379164	Pro-Vigil Inc Monitoring Program - 39500 Brookside - 02/07-03/06/2025	02/13/2025	3,753.76
Total for Check Number 16076:				3,753.76
16077	11044 Q-497442	Qualys, Inc IT Cloud Agent and Patch Management	02/13/2025	9,718.46
Total for Check Number 16077:				9,718.46

Check No	Vendor No Invoice No	Vendor Name Description	Check Date Reference	Check Amount
16078	10223 251284 251285	Richards, Watson & Gershon Legal Services Dec Board Approval 02/12/2025 Legal Services Dec Board Approval 02/12/2025	02/13/2025	2,020.00 79.91
Total for Check Number 16078:				2,099.91
16079	10527 64625716 64625716	Robert Half Talent Solutions Admin Assistant Temp - Date Range Engineering Admin Temp - Date Range	02/13/2025	1,213.50 404.50
Total for Check Number 16079:				1,618.00
16080	11131 7661-5	Sherwin-Williams Company Paint - 13697 Oak Glen Rd	02/13/2025	56.68
Total for Check Number 16080:				56.68
16081	10602 02062025	Dustin Smith D5 Certification Fee - D Smith Reimbursement	02/13/2025	105.00
Total for Check Number 16081:				105.00
16082	10447 03102025	State Water Resources Control Board - DWOCP D1 Certification Fee - L Lomeli	02/13/2025	70.00
Total for Check Number 16082:				70.00
16083	11119 13012920	Statewide Traffic Safety and Signs, Inc Delivery Charge for Invoice 13012918	02/13/2025	200.00
Total for Check Number 16083:				200.00
16084	10668 20	Thomas Harder & Co Hydrogeological Consulting Services - Well 1A	02/13/2025	58,015.83
Total for Check Number 16084:				58,015.83
16085	10934 5013038	USAFact, Inc Pre-Employment Background Check	02/13/2025	106.76
Total for Check Number 16085:				106.76
16086	11256 1222	Water Resources Economics Rate Study - January 2025	02/13/2025	11,292.98
Total for Check Number 16086:				11,292.98
16087	10383 25-0131	Weaver Grading Inc Recharge Basin Cleanout	02/13/2025	9,235.00
Total for Check Number 16087:				9,235.00
16088	10447 02062025	State Water Resources Control Board - DWOCP T1 Certification Fee - L Lomeli	02/13/2025	70.00
Total for Check Number 16088:				70.00
Total for 2/13/2025:				249,414.56

Check No	Vendor No Invoice No	Vendor Name Description	Check Date Reference	Check Amount
ACH	10781	Umpqua Bank	02/14/2025	
	10019	C R & R Incorporated		
		Monthly Charges 3 YD Commercial Bin - Cherry Yard - Jan 2025		366.32
		Monthly Charges 3 YD Commercial Bin - 39500 Brookside - Jan 2025		366.32
		Monthly Charges 3 YD Locked Recycle - 39500 Brookside - Jan 2025		148.22
	10056	RDO Equipment Co. Trust# 80-5800		
		8 Tooth TK Flat		255.23
		8 Pin Fastener		68.36
		16 Lock		82.58
	10083	California Chamber of Commerce		
		HR CA Online Access Membership		499.00
	10116	Verizon Wireless Services LLC		
		Cell Phone/iPad Charges for Dec 2024		2,010.02
	10153	Brown and Caldwell		
		Job Posting - Customer Service Representative I		200.00
	10174	GFOA		
		GFOA Leveraging AI Tools in Finance - S Molina		50.00
		GFOA Conference Registration - S Molina - 06/29-07/02/2025		730.00
	10224	Legal Shield		
		Monthly Prepaid Legal for Employees Jan 2025		101.70
	10233	Pro-Pipe & Supply		
		Assembly for Meter		342.34
	10274	Beaumont Chamber of Commerce		
		Citizen of the Year Registration - D Hoffman		80.00
		Chamber Breakfast - Feb 2025 - D Hoffman		25.00
		Chamber Breakfast - Feb 2025 - L Williams		25.00
		Chamber Breakfast - Feb 2025 - J Covington		25.00
		Refund - Chamber Breakfast - Feb 2025 - J Covington		-25.00
	10338	California Special Districts Association		
		Job Posting - Customer Service Representative I		175.00
	10377	Expedia Inc/Hotels.com		
		Hotel - WateReuse Conference - J Bean 03/15-03/20/2025		1,999.66
	10409	Stater Bros		
		Hospitality - Chandler Meeting		12.47
	10425	The UPS Store		
		Certified Postage		23.15
	10457	Jon's Flags & Poles Inc		
		1 Armed Forces Set		114.73
		2 USA & 2 California Flags		669.36
	10532	Go Daddy.com		
		Domain Registration - PASSWATERALLIANCE.COM		155.76
	10546	Frontier Communications		
		12/25/2024-01/24/2025 Jan FIOS/FAX 851 E 6th Street		369.99
		12/10/2024-01/09/2025 Dec FIOS/FAX 12th/Palm		628.46
		12/25/2024-01/24/2025 Jan FIOS/FAX 560 Magnolia Ave		555.42
	10573	O'Reilly Auto Parts		
		Towing Light Extension - Compressor		103.39
		Exhaust Pipe Repair - Compressor		13.99
	10596	Tractor Supply Co		
		Wheel Chocks - Air Compressor		236.91
	10623	WP Engine		
		Web Host for BCVWD Website Jan 2025		290.00
	10692	MMSoft Design		
		Network Monitoring Software Feb 2025		1,389.41
		Network Monitoring Software Feb 2025		155.83
	10747	Chick-fil-A		
		Birthday Club Reimbursement		125.26
	10766	Sam's Club		
		Candy - Career Fair		29.46
	10767	Alliance Trailer Corp		
		Draw Bar Lock - Trailer		69.75
	10784	Autodesk, Inc		
		Auto CAD Software 851 E 6th St - Jan 2025		1,050.00
		Auto CAD Software 851 E 6th St - Jan 2025		250.00

Check No	Vendor No Invoice No	Vendor Name Description	Check Date Reference	Check Amount
	10790	Microsoft		
		Monthly Microsoft Office License - Jan 2025		450.00
		Monthly Microsoft Office License - Jan 2025		16.40
		Monthly Microsoft Office License - Jan 2025		1,150.00
		Monthly Microsoft Office License - Jan 2025		15.00
10818		DOT Compliance Group		
		DOT Compliance - Biennial Update		199.00
10832		Panera Bread		
		Hospitality - Chandler Meeting 1/8/2025		30.79
10840		Ready Fresh (Arrowhead)		
		Water - 12/23/2024 - 01/22/2025 - 851 E 6th St		86.94
10845		Harbor Freight Tools		
		Generator & Battery		769.92
10892		Zoom Video Communications, Inc.		
		(10) Video Conference - Feb 2025		226.49
10918		Apple.com		
		Cloud Storage - iPads		9.99
10926		SSD Alarm		
		Alarm Equip/Rent/Service/Monitor - 815 12th Street		192.78
		Alarm Equip/Rent/Service/Monitor - 851 E. 6th Street		100.13
		Alarm Equip/Rent/Service/Monitor - 560 Magnolia Ave		459.03
		Alarm Equip/Rent/Service/Monitor - 11083 Cherry Ave		76.68
		Alarm Equip/Rent/Service/Monitor - 39500 Brookside Ave		300.53
		Access Control Services - 39500 Brookside Ave		82.60
10978		Nextiva, Inc.		
		Monthly Phone Service Jan 2025		3,406.85
		Monthly Phone Service Jan 2025		10.04
11011		Costco Wholesale		
		2 EcoFlow Power Backup Systems & Solar Panels - SCADA		5,990.87
11027		Urban Water Institute, Inc		
		Conference Registration - J Covington - 02/26-02/28/2025		921.85
11079		DOT Physicals on the Go		
		DOT Physical - J Petruescu		124.80
11086		Cal Valve		
		24 Backflow Testing Ports - Unit 48		352.74
11124		Office Sign Company		
		Name Tag - S Molina		54.09
11169		Space Exploration Technologies Corp		
		Back Up Internet - Feb 2025		750.00
11193		Mitsogo, Inc		
		Cyber Security - iPads - Jan 2025		81.00
11216		DNS Filter		
		Monthly Spam Filter - Jan 2024		225.00
11240		Adobe		
		Acrobat Pro Subscription February 2025		719.70
11243		Agility Online Ltd		
		Annual Intranet Portal License		1,836.00
11244		AIOSEO		
		Website Plug In		499.00

Check No	Vendor No Invoice No	Vendor Name Description	Check Date Reference	Check Amount
	11252	OpenAI, LLC ChatGPT Subscription - Feb 2025		300.00
	11254	Rite Aid Birthday Club Reimbursement		208.18
	11267	Enova Creative Business Solutions Business Cards - Fianance & Operations Staff		390.81
	11280	Constant Contact Communication Subscription 12/06/2024-01/05/2025		275.00
	11287	GRCIQ - Governance, Risk & Compliance Webinar - ChatGPT For CPAs And Finance Professionals - S Molina		179.00
	11288	Imprint.com Promotional Items - Career Fair		862.68
	11304	Douglas Tool Inc. Framing Hammer - Unit 17		218.76
	11305	Freemius File Manager - BCVWD.GOV		99.99
Total for this ACH Check for Vendor 10781:				35,440.73
Total for 2/14/2025:				35,440.73
ACH	10031 6023953820	Staples Business Advantage Office Supplies	02/20/2025	32.81
Total for this ACH Check for Vendor 10031:				32.81
ACH	10132 4456949 4456950 4459465 4459467	South Coast AQMD ICE (50-500 HP) EM Elec Gen Diesel - Fac ID 129302 ICE (50-500 HP) EM Elec Gen Diesel - Fac ID 129305 Flat Fee for Last Year Emissions - Fac ID 129302 Flat Fee for Last Year Emissions - Fac ID 129305	02/20/2025	541.04 541.04 174.26 174.26
Total for this ACH Check for Vendor 10132:				1,430.60
ACH	10138 HW201 Feb 2025	ARCO Business Solutions ARCO Fuel Charges 02/11-02/17/2025	02/20/2025	1,840.69
Total for this ACH Check for Vendor 10138:				1,840.69
ACH	11038 36783438 36783469	Clark Pest Control Pest Control - 815 E 12th St Pest Control - 9781 Avenida Miravilla	02/20/2025	130.00 110.00
Total for this ACH Check for Vendor 11038:				240.00
ACH	11072 162520374 162520374	CalPERS CERBT CERBT Trust OPEB Contribution Jan 2025 CERBT Trust OPEB Contribution Feb 2025	02/20/2025	9,275.00 9,275.00
Total for this ACH Check for Vendor 11072:				18,550.00
ACH	11221 162520385 162520385	CalPERS CEPPT CEPPT Pension Payment Feb 2025 CEPPT Pension Payment Jan 2025	02/20/2025	6,128.33 6,128.33
Total for this ACH Check for Vendor 11221:				12,256.66
ACH	10502 162170575	Financial Reporting/Accounting CalPERS Admin Fee - SSA 218 Annual Fee	02/20/2025	110.00
Total for this ACH Check for Vendor 10502:				110.00

Check No	Vendor No Invoice No	Vendor Name Description	Check Date Reference	Check Amount
16089	UB*05752	Jaime Quinteros Refund Check	02/20/2025	297.41
Total for Check Number 16089:				297.41
16090	10144 LYUM1864534	Alsco Inc Cleaning Mats/Air Fresheners 560 Magnolia Feb 2025	02/20/2025	48.45
Total for Check Number 16090:				48.45
16091	10867 INV-106-5794 INV-106-5866	Arcosa Crushed Concrete Haul Away Used Asphalt - Noble Tank No.2 Haul Away Used Asphalt - Noble Tank No.2	02/20/2025	395.00 370.00
Total for Check Number 16091:				765.00
16092	10695 2506 2506	B-81 Paving Inc 12 Service Line Repair - City of Beaumont 1 Main Line Repair - City of Beaumont	02/20/2025	30,706.25 6,586.30
Total for Check Number 16092:				37,292.55
16093	10272 02132025 02132025 02132025 02132025 02132025	Babcock Laboratories Inc 4 Nitrate Samples 16 Hexavalent Chromium By IC 1 Iron By ICP 34 Coliform Water Samples 1 504-EDB/DBCP	02/20/2025	79.24 2,080.80 19.81 1,769.02 111.49
Total for Check Number 16093:				4,060.36
16094	10305 B-299	Beaumont Basin Watermaster Thomas Harder Groundwater Level Monitoring Services WM No 25-05	02/20/2025	5,624.00
Total for Check Number 16094:				5,624.00
16095	10942 0006019120 0006019121	Diamond Environmental Services LP (2) Rental and Service Handicap Portable Restroom 02/10-03/09/25 (1) Rental and Service Portable Restroom 02/10-03/09/2025	02/20/2025	341.55 97.70
Total for Check Number 16095:				439.25
16096	11140 01272025 01272025	Ericka Enriquez Birthday Club Reimbursement - Tablecloths Employee Retention Reimbursement - Tablecloths	02/20/2025	28.74 88.21
Total for Check Number 16096:				116.95
Total for 2/20/2025:				83,104.73
ACH	10087 1-875-042-704 1-875-042-704	EDD PR Batch 00003.02.2025 CA SDI PR Batch 00003.02.2025 State Income Tax	02/25/2025	25.81 40.19
Total for this ACH Check for Vendor 10087:				66.00
ACH	10094 270545241027590 270545241027590 270545241027590 270545241027590 270545241027590	U.S. Treasury PR Batch 00003.02.2025 Medicare Employee Portion PR Batch 00003.02.2025 FICA Employer Portion PR Batch 00003.02.2025 Federal Income Tax PR Batch 00003.02.2025 Medicare Employer Portion PR Batch 00003.02.2025 FICA Employee Portion	02/25/2025	31.20 133.43 300.94 31.20 133.43
Total for this ACH Check for Vendor 10094:				630.20
Total for 2/25/2025:				696.20

Check No	Vendor No Invoice No	Vendor Name Description	Check Date Reference	Check Amount
ACH	10085	CalPERS Retirement System	02/27/2025	
	1002849103	PR Batch 00004.02.2025 CalPERS 7% EE Deduction		1,400.34
	1002849103	PR Batch 00004.02.2025 CalPERS 8% ER Paid		1,280.58
	1002849103	PR Batch 00004.02.2025 CalPERS ER PEPRA		8,893.56
	1002849103	PR Batch 00004.02.2025 CalPERS 8% EE Paid		2,425.26
	1002849103	PR Batch 00004.02.2025 CalPERS ER Paid Classic		11,686.92
	1002849103	PR Batch 00004.02.2025 CalPERS 8.25% EE PEPRA		8,501.96
	1002849103	PR Batch 00004.02.2025 CalPERS 1% ER Paid		200.03
Total for this ACH Check for Vendor 10085:				34,388.65
ACH	10087	EDD	02/27/2025	
	1-027-105-168	PR Batch 00004.02.2025 State Income Tax		7,784.17
	1-027-105-168	PR Batch 00005.02.2025 State Income Tax		107.29
	1-027-105-168	PR Batch 00005.02.2025 CA SDI		285.65
	1-027-105-168	PR Batch 00004.02.2025 CA SDI		2,197.65
Total for this ACH Check for Vendor 10087:				10,374.76
ACH	10094	U.S. Treasury	02/27/2025	
	270545815686377	PR Batch 00005.02.2025 Federal Income Tax		214.42
	270545815686377	PR Batch 00005.02.2025 FICA Employer Portion		1,476.48
	270545815686377	PR Batch 00004.02.2025 Medicare Employee Portion		2,694.17
	270545815686377	PR Batch 00005.02.2025 Medicare Employer Portion		345.31
	270545815686377	PR Batch 00005.02.2025 Medicare Employee Portion		345.31
	270545815686377	PR Batch 00004.02.2025 Federal Income Tax		19,992.15
	270545815686377	PR Batch 00005.02.2025 FICA Employee Portion		1,476.48
	270545815686377	PR Batch 00004.02.2025 FICA Employer Portion		11,519.86
	270545815686377	PR Batch 00004.02.2025 FICA Employee Portion		11,519.86
	270545815686377	PR Batch 00004.02.2025 Medicare Employer Portion		2,694.17
Total for this ACH Check for Vendor 10094:				52,278.21
ACH	10141	Ca State Disbursement Unit	02/27/2025	
	51505500	PR Batch 00004.02.2025 Garnishment		379.84
Total for this ACH Check for Vendor 10141:				379.84
ACH	10203	Voya Financial	02/27/2025	
	VB1450PP05 2025	PR Batch 00004.02.2025 Deferred Comp		450.00
Total for this ACH Check for Vendor 10203:				450.00
ACH	10264	CalPERS Supplemental Income Plans	02/27/2025	
	1002849162	PR Batch 00005.02.2025 CalPERS 457		21,374.00
	1002849162	PR Batch 00004.02.2025 457 Loan Repayment		131.88
	1002849162	PR Batch 00004.02.2025 100% Contribution		547.45
	1002849162	PR Batch 00004.02.2025 CalPERS 457		2,171.92
	1002849162	PR Batch 00004.02.2025 ROTH-Post-Tax		500.00
Total for this ACH Check for Vendor 10264:				24,725.25
ACH	10984	MidAmerica Administrative & Retirement Solutions	02/27/2025	
	1740518106350	PR Batch 00004.02.2025 401(a) Deferred Comp		1,666.67
	1740518106350	PR Batch 00004.02.2025 401(a) ER Paid-GM Contract		1,666.67
Total for this ACH Check for Vendor 10984:				3,333.34
ACH	11152	Sterling Health Services, Inc	02/27/2025	
	843511	PR Batch 00004.02.2025 Flexible Spending Account (PT)		835.42
Total for this ACH Check for Vendor 11152:				835.42

Check No	Vendor No Invoice No	Vendor Name Description	Check Date Reference	Check Amount
ACH	10030 700359906319Feb 700359906319Feb 700359906319Feb 700359906319Jan 700359906319Jan	Southern California Edison Electricity 01/22/25 to 02/20/25 - 12303 Oak Glen Rd Electricity 01/22/25 to 02/20/25 - 13697 Oak Glen Rd Electricity 01/22/25 to 02/20/25 - 13695 Oak Glen Rd Electricity 12/20/24 to 01/21/25 - 12303 Oak Glen Rd Electricity 12/20/24 to 01/21/25 - 13695 Oak Glen Rd	02/27/2025	18.22 225.37 83.80 19.52 203.14
Total for this ACH Check for Vendor 10030:				550.05
ACH	10138 HW201 Feb 2025	ARCO Business Solutions ARCO Fuel Charges 02/18-02/24/2025	02/27/2025	2,497.34
Total for this ACH Check for Vendor 10138:				2,497.34
ACH	10147 1306905	Online Information Services, Inc 103 Credit Reports for Jan 2025	02/27/2025	334.88
Total for this ACH Check for Vendor 10147:				334.88
ACH	10350 226725 226745	NAPA Auto Parts Tire Patch Kit - John Deere Disc Tractor Hydraulic Oil - John Deere Disc Tractor	02/27/2025	27.98 113.13
Total for this ACH Check for Vendor 10350:				141.11
ACH	10709 V119868 W438420	Core & Main LP (500) Meter Coupling JJ 1 X 1 1/2 (195) 100W+3Port ERT's Encoder w/Integral Connector	02/27/2025	28,731.54 25,024.40
Total for this ACH Check for Vendor 10709:				53,755.94
ACH	11038 36950661 36950662	Clark Pest Control Pest Control - 39500 Brookside Ave Pest Control - 815 E 12th St	02/27/2025	70.00 130.00
Total for this ACH Check for Vendor 11038:				200.00
2299	10205 PP05 2025	Riverside County Sheriff PR Batch 00004.02.2025 Garnishment Riv Cnty Sheriff	02/27/2025 PR Batch 00004.02.2	212.16
Total for Check Number 2299:				212.16
16097	10144 LYUM1864535 LYUM1867589	AlSCO Inc Cleaning Mats/Shop Towels 12th/Palm Feb 2025 Cleaning Mats/Air Fresheners 560 Magnolia Feb 2025	02/27/2025	37.30 48.45
Total for Check Number 16097:				85.75
16098	10420 1KY6-LGHL-JRW4	Amazon Capital Services, Inc. 2 Traffic Control Manuals	02/27/2025	199.64
Total for Check Number 16098:				199.64
16099	10867 INV-106-6028 INV-106-6119 INV-106-6193	Arcosa Crushed Concrete Haul Away Used Asphalt - Noble Tank No.2 Haul Away Used Asphalt - Noble Tank No.2 Haul Away Used Asphalt - Noble Tank No.2	02/27/2025	240.00 480.00 160.00
Total for Check Number 16099:				880.00
16100	10272 02242025 02242025	Babcock Laboratories Inc 15 General Physical Analysis Samples 19 Coliform Water Samples	02/27/2025	594.60 988.57
Total for Check Number 16100:				1,583.17

Check No	Vendor No Invoice No	Vendor Name Description	Check Date Reference	Check Amount
16101	10855 1712605	Badger Meter, Inc (100) 1" Encoder W/ITRON ILC	02/27/2025	29,114.41
Total for Check Number 16101:				29,114.41
16102	10382 5944	Beaumont Power Equipment Inc Stomper Repair	02/27/2025	36.23
Total for Check Number 16102:				36.23
16103	10822 38396274 38400692	Canon Financial Services, Inc Contract Charge - 02/01-02/28/2025 - 851 E 6th St Contract Charge - 02/01-02/28/2025 - 560 Magnolia	02/27/2025	238.56 450.03
Total for Check Number 16103:				688.59
16104	10614 49344 49344 49444 49444	Cherry Valley Automotive Labor - Oil/Filter - Unit 47/OD 30,976 Oil/Filter - Unit 47/OD 30,976 4 Tires/Valve Stems/Sensor - Unit 33/OD 97,527 Labor - 4 Tires/Valve Stems/Sensor - Unit 33/OD 97,527	02/27/2025	40.00 57.69 1,338.56 174.00
Total for Check Number 16104:				1,610.25
16105	10996 01302025 02272025	Edmund Clark Dot Physical Reimbursement - E Clark Class A License Reimbursement - E Clark	02/27/2025	120.00 98.00
Total for Check Number 16105:				218.00
16106	11230 631530-4515824	Healthpointe Medical Group, Inc Pre-Employment Testing	02/27/2025	430.00
Total for Check Number 16106:				430.00
16107	11199 103582	iFlow Inc (3) 3" Hydrant Meter With Backflow	02/27/2025	9,920.94
Total for Check Number 16107:				9,920.94
16108	10398 279967 279967 279968	Infosend, Inc Jan 2025 Processing Charges for Utility Billing Jan 2025 Supply Charges for Utility Billing Jan 2025 Postage Charges for Utility Billing	02/27/2025	1,354.55 1,815.35 6,941.73
Total for Check Number 16108:				10,111.63
16109	10809 006861 006861 006912 006917 006917 006944 006944	Inner-City Auto Repair & Tires Labor - Oil/Filter/Spark Plugs/Valve Solenoid - Unit 35/OD 60,337 Oil/Filter/Spark Plugs/Valve Solenoid - Unit 35/OD 60,337 Labor - 1 Tire Patch - Unit 37/OD 83,115 Timing Chain/Sensors/Check Engine Repair - Unit 36/OD 66,270 Labor - Timing Chain/Sensors/Check Engine - Unit 36/OD 66,270 Labor - Oil Change/Fuel Pump Repair - Unit 12/OD 80,233 Oil Change/Fuel Pump Repair - Unit 12/OD 80,233	02/27/2025	1,255.00 741.47 50.00 3,708.14 2,380.00 630.00 657.42
Total for Check Number 16109:				9,422.03
16110	10171 25-33783	Riverside Assessor - County Recorder Jan 2025 Lien Fees	02/27/2025	120.00
Total for Check Number 16110:				120.00

Check No	Vendor No Invoice No	Vendor Name Description	Check Date Reference	Check Amount
16111	10095 202501000339 202501000339	Riverside County Dept of Waste Resources Trash Removal - Well 3 Trash Removal - Well 23	02/27/2025	87.06 41.00
Total for Check Number 16111:				128.06
16112	10527 64661642 64661642 64689202 64689202	Robert Half Talent Solutions Engineering Admin Temp - 02/10-02/13/2025 Admin Assistant Temp - 02/10-02/13/2025 Engineering Admin Temp - 02/17-02/20/2025 Admin Assistant Temp - 02/17-02/20/2025	02/27/2025	404.50 1,213.50 303.38 910.12
Total for Check Number 16112:				2,831.50
16113	10689 244283	Safety Compliance Company Safety Meeting - Hazardous Waste Training - 01/21/2025	02/27/2025	250.00
Total for Check Number 16113:				250.00
16114	11042 11662	Sendio Technologies, Inc. 2025 Annual Renewal IT Services	02/27/2025	4,212.00
Total for Check Number 16114:				4,212.00
16115	11131 8173-5	Sherwin-Williams Company Paint - 13697 Oak Glen Rd	02/27/2025	250.51
Total for Check Number 16115:				250.51
16116	10447 OP#32292 T1	State Water Resources Control Board - DWOCP Certificate Renewal - Grade T1 - OP# 32292 - J Haggin	02/27/2025	55.00
Total for Check Number 16116:				55.00
16117	11276 84	Universal Green, LLC Landscape Contract Services - Feb 2025	02/27/2025	5,040.00
Total for Check Number 16117:				5,040.00
16118	10035 INV00609626	USA Blue Book (2) 1" Corp Stop/Quill for Chlorine Injection on New Chlorinator	02/27/2025	1,221.84
Total for Check Number 16118:				1,221.84
16119	10385 5725727	Waterline Technologies, Inc. - PSOC Chlorine - Well 25	02/27/2025	2,415.00
Total for Check Number 16119:				2,415.00
16120	10651 34410	Weldors Supply and Steel, Inc Welding Rod - Welding Trailer	02/27/2025	64.64
Total for Check Number 16120:				64.64
16121	10753 01172025	Lona Williams Mileage Reimb - ACWA Meeting - L Williams - 01/17/2025	02/27/2025	43.40
Total for Check Number 16121:				43.40
16122	10447 OP#35621 T2	State Water Resources Control Board - DWOCP Certificate Renewal - Grade T2 - OP# 35621 - J McCue	02/27/2025	60.00
Total for Check Number 16122:				60.00
16123	10447 OP#44471 T2	State Water Resources Control Board - DWOCP Certificate Renewal - Grade T2 - OP# 44471 - E Clark	02/27/2025	60.00
Total for Check Number 16123:				60.00
Total for 2/27/2025:				265,509.54
Report Total (190 checks):				1,249,600.87



**Beaumont-Cherry Valley Water District
Finance and Audit Committee Meeting
March 6, 2025**

Item 4d

STAFF REPORT

TO: Finance and Audit Committee
FROM: William Clayton, Finance Manager
SUBJECT: January 2025 Invoices Pending Approval

Staff Recommendation

Approve the pending invoices totaling \$16,360.00

Background

Staff has reviewed the pending invoices and found the services rendered were acceptable to the District.

Fiscal Impact

There is a \$16,360.00 impact to the District which will be paid from the 2025 budget.

Attachment(s)

1. Richards Watson Gershon Invoice #251679
2. Richards Watson Gershon Invoice #251680
3. Richards Watson Gershon Invoice #251681

Staff Report prepared by William Clayton, Finance Manager



T 213.626.8484
F 213.626.0078
Fed. I.D. No. 95-3292015

350 South Grand Avenue
37th Floor
Los Angeles, CA 90071

CONFIDENTIAL
This material is subject to the attorney-client privilege and/or attorney work product protection, or otherwise is privileged or confidential. Do not disclose the contents hereof. Do not file with publicly-accessible records.

DAN JAGGERS, GENERAL MANAGER
BEAUMONT- CHERRY VALLEY WATER DISTRICT
560 MAGNOLIA AVENUE
BEAUMONT, CA 92223-2258

Invoice Date: February 12, 2025
Invoice Number: 251679
Matter Number: [REDACTED]

[REDACTED] GENERAL COUNSEL SERVICES

For professional services rendered through January 31, 2025

Fees	6,036.00
Costs	0.00
Total Amount Due	\$6,036.00

TERMS: PAYMENT DUE UPON RECEIPT

PLEASE RETURN THIS PAGE WITH YOUR REMITTANCE TO

RICHARDS, WATSON & GERSHON
350 South Grand Avenue, 37th Floor
Los Angeles, CA 90071

RICHARDS WATSON GERSHON



T 213.626.8484
F 213.626.0078
Fed. I.D. No. 95-3292015

350 South Grand Avenue
37th Floor
Los Angeles, CA 90071

CONFIDENTIAL

This material is subject to the attorney-client privilege and/or attorney work product protection, or otherwise is privileged or confidential. Do not disclose the contents hereof. Do not file with publicly-accessible records.

BEAUMONT-CHERRY VALLEY WATER DISTRICT
DAN JAGGERS, GENERAL MANAGER
560 MAGNOLIA AVENUE
BEAUMONT, CA 92223-2258

Invoice Date: February 12, 2025
Invoice Number: 251680
Matter Number: [REDACTED]

[REDACTED] [REDACTED]

For professional services rendered through January 31, 2025

Fees	144.00
Costs	0.00
Total Amount Due	\$144.00

TERMS: PAYMENT DUE UPON RECEIPT

PLEASE RETURN THIS PAGE WITH YOUR REMITTANCE TO

RICHARDS, WATSON & GERSHON
350 South Grand Avenue, 37th Floor
Los Angeles, CA 90071

RICHARDS WATSON GERSHON



T 213.626.8484
F 213.626.0078
Fed. I.D. No. 95-3292015

350 South Grand Avenue
37th Floor
Los Angeles, CA 90071

CONFIDENTIAL
This material is subject to the attorney-client privilege and/or attorney work product protection, or otherwise is privileged or confidential. Do not disclose the contents hereof. Do not file with publicly-accessible records.

BEAUMONT-CHERRY VALLEY WATER DISTRICT
DAN JAGGERS, GENERAL MANAGER
560 MAGNOLIA AVENUE
BEAUMONT, CA 92223-2258

Invoice Date: February 12, 2025
Invoice Number: 251681
Matter Number: [REDACTED]

[REDACTED] [REDACTED]

For professional services rendered through January 31, 2025

Fees	10,180.00
Costs	0.00
Total Amount Due	\$10,180.00

TERMS: PAYMENT DUE UPON RECEIPT

PLEASE RETURN THIS PAGE WITH YOUR REMITTANCE TO

RICHARDS, WATSON & GERSHON
350 South Grand Avenue, 37th Floor
Los Angeles, CA 90071

RICHARDS WATSON GERSHON

Payroll

Timecard Proof List

Date Range: 01/01/2025 to 01/31/2025

Beaumont-Cherry Valley Water District

560 Magnolia Avenue
 Beaumont CA 92223
 (951) 845-9581
 www.bcwvd.org



Pay	Date	Per Diem	Reimbursement Cost	# of Meetings YTD
Employee No: 170 Slawson, Daniel				
San Gorgonio Pass Water Agency Meeting	1/6/2025	296.40		
Regular Board Meeting	1/8/2025	296.40		
Chamber Breakfast	1/10/2025	296.40		
ACWA Region 9 Tour	1/17/2025	296.40		
San Gorgonio Pass Regional Water Alliance	1/22/2025	296.40		
Engineering Workshop	1/23/2025	296.40		
San Gorgonio Pass Water Agency Meeting	1/27/2025	296.40		
Employee No: 170	Total Meetings for January	7	2,074.80 Total Reimbursements	0.00
Employee No: 178 Hoffman, David				
Finance & Audit Committee	1/2/2025	296.40		
Regular Board Meeting	1/8/2025	296.40		
Chamber Breakfast	1/10/2025	296.40		
Engineering Workshop	1/23/2025	296.40		
Employee No: 178	Total Meetings for January	4	1,185.60 Total Reimbursements	0.00
Employee No: 179 Covington, John				
Regular Board Meeting	1/8/2025	296.40		
Ad Hoc Board Policies Committee	1/14/2025	296.40		
Personnel Committee	1/21/2025	296.40		
Engineering Workshop	1/23/2025	296.40		
Employee No: 179	Total Meetings for January	4	1,185.60 Total Reimbursements	0.00
Employee No: 193 Ramirez, Andy				
Regular Board Meeting	1/8/2025	296.40		
Ad Hoc Communications Committee	1/13/2025	296.40		
ACWA Region 9 Tour	1/17/2025	296.40		
CSDA - Professional Deveopment Committee	1/19/2025	296.40		
CSDA - Brown Act Training Webinar	1/21/2025	296.40		
Engineering Workshop	1/23/2025	296.40		
San Gorgonio Pass Water Agency Meeting	1/27/2025	296.40		
CSDA - 2025 Annual Employment Law Update	1/28/2025	296.40		
Employee No: 193	Total Meetings for January	8	2,371.20 Total Reimbursements	0.00
Employee No: 214 Williams, Lona				
Finance & Audit Committee	1/2/2025	296.40		
Regular Board Meeting	1/8/2025	296.40		
Chamber Breakfast	1/10/2025	296.40		
Ad Hoc Communications Committee	1/13/2025	296.40		
Ad Hoc Board Policies Committee	1/14/2025	296.40	43.40	
ACWA Region 9 Tour	1/17/2025	296.40		
Personnel Committee	1/21/2025	296.40		
Engineering Workshop	1/23/2025	296.40		
Employee No: 214	Total Meetings for January	8	2,371.20 Total Reimbursements	43.40



Beaumont-Cherry Valley Water District
Finance & Audit Committee Meeting
January 2, 2025
Sign-In Sheet

By signing this document, I am verifying that I have attended the meeting and am authorized to receive per diem for my attendance in accordance with District Policy.

Name

Signature

Member David Hoffman Employee #178	
Secretary Lona Williams Employee #214	
Alternate Covington (Alternate) Employee #179	

The stipend for this meeting will be paid on 01/16/2025



Beaumont-Cherry Valley Water District
Regular Board Meeting
January 8, 2025
Sign-In Sheet

By signing this document, I am verifying that I have attended the meeting and am authorized to receive per diem for my attendance in accordance with District Policy.

Name

Signature

President Daniel Slawson Employee #170	
Vice-President Lona Williams Employee #214	
Secretary Andy Ramirez Employee #193	
Treasurer David Hoffman Employee #178	
Director John Covington Employee #179	

The stipend for this meeting will be paid on 01/30/2025



Beaumont-Cherry Valley Water District
Ad Hoc Communications Committee Meeting
January 13, 2025
Sign-In Sheet

By signing this document I am verifying that I have attended the meeting and am authorized to receive per diem for my attendance in accordance with District Policy.

Name

Signature

Secretary Andy Ramirez Employee #193	Remote
Vice President Lona Williams Employee #214	Remote
David Hoffman (alternate) Employee #178	

The stipend for this meeting will be paid on 01/16/2025



Beaumont-Cherry Valley Water District
Ad Hoc Board Policies Committee Meeting
January 14, 2025
Sign-In Sheet

By signing this document I am verifying that I have attended the meeting and am authorized to receive per diem for my attendance in accordance with District Policy.

Name

Signature

Director John Covington Employee #179	Via zoom
Vice President Lona Williams Employee #214	
David Hoffman (alternate) Employee #178	

The stipend for this meeting will be paid on 01/16/2025





Beaumont-Cherry Valley Water District

Personnel Committee Meeting January 21, 2025 Sign-In Sheet

By signing this document I am verifying that I have attended the meeting and am authorized to receive per diem for my attendance in accordance with District Policy.

Name

Signature

John Covington Employee #179	
Lona Williams Employee #214	
Andy Ramirez (Alternate) Employee #193	

The stipend for this meeting will be paid on 01/30/2025



Beaumont-Cherry Valley Water District
Engineering Workshop Meeting
January 23, 2025
Sign-In Sheet

By signing this document, I am verifying that I have attended the meeting and am authorized to receive per diem for my attendance in accordance with District Policy.

Name


Signature

President Daniel Slawson Employee #170	
VP Lona Williams Employee #214	
Secretary Andy Ramirez Employee #193	
Treasurer David Hoffman Employee #178	
Director John Covington Employee #179	

The stipend for this meeting will be paid on 01/30/2025

Beaumont-Cherry Valley Water District


Record of Board Member Expenses/Claim Form for Reimbursement
(Conferences, Meetings, Travels)

Name	Director Daniel Slawson			Division 3	Member ID- Director # 170
Email (optional)				Department- Board of Directors (110)	
BCVWD Meeting Type	Attended	Date	Location of Meeting	Amount	
Regular Board Meeting (including Engineering Workshop)	<input type="checkbox"/>			\$296.40 per diem per day	
Finance & Audit Committee Meeting	<input type="checkbox"/>			\$296.40 per diem per day	
Personnel Committee Meeting	<input type="checkbox"/>			\$296.40 per diem per day	
Ad Hoc Communications Meeting	<input type="checkbox"/>			\$296.40 per diem per day	
Collaborative Agency Meeting (BCV-Parks Admin)	<input type="checkbox"/>			\$296.40 per diem per day	
San Gorgonio Pass Water Alliance Meeting	<input type="checkbox"/>			\$296.40 per diem per day	
Special Board Meeting	<input type="checkbox"/>			\$296.40 per diem per day	
Director Training: _____	<input type="checkbox"/>			\$296.40 per diem per day	
Other: SGPWA Meeting	<input type="checkbox"/>	1-6-25	SGPWA/zoom	\$296.40 per diem per day	
Other: _____	<input type="checkbox"/>			\$296.40 per diem per day	
Is this request to be paid on a meeting not listed under the current Policy? <input type="checkbox"/> Yes <input type="checkbox"/> No					
Expenses	Dates	Details			Amount
Transportation		<input type="checkbox"/> Taxi/Rental	<input type="checkbox"/> Air	<input type="checkbox"/> Other	\$
		<input type="checkbox"/> Taxi/Rental	<input type="checkbox"/> Air	<input type="checkbox"/> Other	\$
Own Car		Mileage at \$0.70 per mile (2025) _____ miles			\$
Lodging		Location: _____			\$
		Location: _____			\$
Meals		Not to exceed U.S. Dept of General Services, Policy No. 4070.7 / attached receipts for each			\$
Conference fees		Purpose			\$
		Purpose			\$
Other		Purpose			\$
		Purpose			\$
Subtotal					\$
Less amount paid by company					\$
Director Signature					Date 1-10-25
Approver Signature					Date

Please attach original receipts for all listed expenses, sign the form and send to the Accounting Department. See information at the back of this form for approved Per Diems and Expenses for Board Members

Beaumont-Cherry Valley Water District


Record of Board Member Expenses/Claim Form for Reimbursement
(Conferences, Meetings, Travels)

Name	Director Daniel Slawson			Division	3	Member ID- Director #	170	
Email (optional)				Department- Board of Directors (110)				
BCVWD Meeting Type	Attended	Date	Location of Meeting	Amount				
Regular Board Meeting (including Engineering Workshop)	<input type="checkbox"/>			\$296.40 per diem per day				
Finance & Audit Committee Meeting	<input type="checkbox"/>			\$296.40 per diem per day				
Personnel Committee Meeting	<input type="checkbox"/>			\$296.40 per diem per day				
Ad Hoc Communications Meeting	<input type="checkbox"/>			\$296.40 per diem per day				
Collaborative Agency Meeting (BCV-Parks Admin)	<input type="checkbox"/>			\$296.40 per diem per day				
San Gorgonio Pass Water Alliance Meeting	<input type="checkbox"/>			\$296.40 per diem per day				
Special Board Meeting	<input type="checkbox"/>			\$296.40 per diem per day				
Director Training: _____	<input type="checkbox"/>			\$296.40 per diem per day				
Other: Chamber Breakfast	<input type="checkbox"/>	1-10-25	Noble Creek Park	\$296.40 per diem per day				
Other: _____	<input type="checkbox"/>			\$296.40 per diem per day				
Is this request to be paid on a meeting not listed under the current Policy? <input type="checkbox"/> Yes <input type="checkbox"/> No								
Expenses	Dates	Details				Amount		
Transportation		<input type="checkbox"/> Taxi/Rental	<input type="checkbox"/> Air	<input type="checkbox"/> Other	\$			
		<input type="checkbox"/> Taxi/Rental	<input type="checkbox"/> Air	<input type="checkbox"/> Other	\$			
Own Car		Mileage at \$0.70 per mile (2025) _____ miles				\$		
Lodging		Location: _____				\$		
		Location: _____				\$		
Meals		Not to exceed U.S. Dept of General Services, Policy No. 4070.7 / attached receipts for each				\$		
Conference fees		Purpose _____				\$		
		Purpose _____				\$		
Other		Purpose _____				\$		
		Purpose _____				\$		
					Subtotal	\$		
					Less amount paid by company	\$		
Director Signature						Date 1-10-25		
Approver Signature						Date		

Please attach original receipts for all listed expenses, sign the form and send to the Accounting Department. See information at the back of this form for approved Per Diems and Expenses for Board Members

Beaumont-Cherry Valley Water District


Record of Board Member Expenses/Claim Form for Reimbursement
(Conferences, Meetings, Travels)

Name	Director Daniel Slawson			Division	3	Member ID- Director #	170
Email (optional)				Department-	Board of Directors (110)		
BCVWD Meeting Type	Attended	Date	Location of Meeting	Amount			
Regular Board Meeting (including Engineering Workshop)	<input type="checkbox"/>			\$296.40 per diem per day			
Finance & Audit Committee Meeting	<input type="checkbox"/>			\$296.40 per diem per day			
Personnel Committee Meeting	<input type="checkbox"/>			\$296.40 per diem per day			
Ad Hoc Communications Meeting	<input type="checkbox"/>			\$296.40 per diem per day			
Collaborative Agency Meeting (BCV-Parks Admin)	<input type="checkbox"/>			\$296.40 per diem per day			
San Gorgonio Pass Water Alliance Meeting	<input type="checkbox"/>			\$296.40 per diem per day			
Special Board Meeting	<input type="checkbox"/>			\$296.40 per diem per day			
Director Training: _____	<input type="checkbox"/>			\$296.40 per diem per day			
Other: ACWA Region 9 tour	<input checked="" type="checkbox"/>	1-17-25	MSWD	\$296.40 per diem per day			
Other: _____	<input type="checkbox"/>			\$296.40 per diem per day			
Is this request to be paid on a meeting not listed under the current Policy? <input type="checkbox"/> Yes <input type="checkbox"/> No							
Expenses	Dates	Details				Amount	
Transportation		<input type="checkbox"/> Taxi/Rental	<input type="checkbox"/> Air	<input type="checkbox"/> Other			
		<input type="checkbox"/> Taxi/Rental	<input type="checkbox"/> Air	<input type="checkbox"/> Other			
Own Car		Mileage at \$0.70 per mile (2025) _____ miles					
Lodging		Location: _____					
		Location: _____					
Meals		Not to exceed U.S. Dept of General Services, Policy No. 4070.7 / attached receipts for each					
Conference fees		Purpose _____					
		Purpose _____					
Other		Purpose _____					
		Purpose _____					
					Subtotal	\$	
					Less amount paid by company	\$	
Director Signature						Date 1-20-25	
Approver Signature						Date	

Please attach original receipts for all listed expenses, sign the form and send to the Accounting Department. See information at the back of this form for approved Per Diems and Expenses for Board Members

Beaumont-Cherry Valley Water District


Record of Board Member Expenses/Claim Form for Reimbursement
(Conferences, Meetings, Travels)

Name	Director Daniel Slawson			Division	3	Member ID- Director #	170
Email (optional)				Department- Board of Directors (110)			
BCVWD Meeting Type	Attended	Date	Location of Meeting	Amount			
Regular Board Meeting (including Engineering Workshop)	<input type="checkbox"/>			\$296.40 per diem per day			
Finance & Audit Committee Meeting	<input type="checkbox"/>			\$296.40 per diem per day			
Personnel Committee Meeting	<input type="checkbox"/>			\$296.40 per diem per day			
Ad Hoc Communications Meeting	<input type="checkbox"/>			\$296.40 per diem per day			
Collaborative Agency Meeting (BCV-Parks Admin)	<input type="checkbox"/>			\$296.40 per diem per day			
San Gorgonio Pass Water Alliance Meeting	<input checked="" type="checkbox"/>	1-22-25	zoom	\$296.40 per diem per day			
Special Board Meeting	<input type="checkbox"/>			\$296.40 per diem per day			
Director Training: _____	<input type="checkbox"/>			\$296.40 per diem per day			
Other: _____	<input type="checkbox"/>			\$296.40 per diem per day			
Other: _____	<input type="checkbox"/>			\$296.40 per diem per day			
Is this request to be paid on a meeting not listed under the current Policy? <input type="checkbox"/> Yes <input type="checkbox"/> No							
Expenses	Dates	Details				Amount	
Transportation		<input type="checkbox"/> Taxi/Rental	<input type="checkbox"/> Air	<input type="checkbox"/> Other		\$	
		<input type="checkbox"/> Taxi/Rental	<input type="checkbox"/> Air	<input type="checkbox"/> Other		\$	
Own Car		Mileage at \$0.70 per mile (2025) _____ miles				\$	
Lodging		Location: _____				\$	
		Location: _____				\$	
Meals		Not to exceed U.S. Dept of General Services, Policy No. 4070.7 / attached receipts for each				\$	
Conference fees		Purpose				\$	
		Purpose				\$	
Other		Purpose				\$	
		Purpose				\$	
Subtotal						\$	
Less amount paid by company						\$	
Director Signature						Date 1-24-25	
Approver Signature						Date	

Please attach original receipts for all listed expenses, sign the form and send to the Accounting Department. See information at the back of this form for approved Per Diems and Expenses for Board Members

Beaumont-Cherry Valley Water District


Record of Board Member Expenses/Claim Form for Reimbursement
(Conferences, Meetings, Travels)

Name	Director Daniel Slawson			Division 3	Member ID- Director # 170
Email (optional)				Department- Board of Directors (110)	
BCVWD Meeting Type	Attended	Date	Location of Meeting	Amount	
Regular Board Meeting (including Engineering Workshop)	<input type="checkbox"/>			\$296.40 per diem per day	
Finance & Audit Committee Meeting	<input type="checkbox"/>			\$296.40 per diem per day	
Personnel Committee Meeting	<input type="checkbox"/>			\$296.40 per diem per day	
Ad Hoc Communications Meeting	<input type="checkbox"/>			\$296.40 per diem per day	
Collaborative Agency Meeting (BCV-Parks Admin)	<input type="checkbox"/>			\$296.40 per diem per day	
San Geronio Pass Water Alliance Meeting	<input type="checkbox"/>			\$296.40 per diem per day	
Special Board Meeting	<input type="checkbox"/>			\$296.40 per diem per day	
Director Training: _____	<input type="checkbox"/>			\$296.40 per diem per day	
Other: SGPWA Meeting	<input checked="" type="checkbox"/>	1-27-25	SGPWA/zoom	\$296.40 per diem per day	
Other: _____	<input type="checkbox"/>			\$296.40 per diem per day	
Is this request to be paid on a meeting not listed under the current Policy? <input type="checkbox"/> Yes <input type="checkbox"/> No					
Expenses	Dates	Details			Amount
Transportation		<input type="checkbox"/> Taxi/Rental	<input type="checkbox"/> Air	<input type="checkbox"/> Other	\$
		<input type="checkbox"/> Taxi/Rental	<input type="checkbox"/> Air	<input type="checkbox"/> Other	\$
Own Car		Mileage at \$0.70 per mile (2025) _____ miles			\$
Lodging		Location: _____			\$
		Location: _____			\$
Meals		Not to exceed U.S. Dept of General Services, Policy No. 4070.7 / attached receipts for each			\$
Conference fees		Purpose			\$
		Purpose			\$
Other		Purpose			\$
		Purpose			\$
Subtotal					\$
Less amount paid by company					\$
Director Signature					Date 2-13-25
Approver Signature					Date

Please attach original receipts for all listed expenses, sign the form and send to the Accounting Department. See information at the back of this form for approved Per Diems and Expenses for Board Members

Beaumont-Cherry Valley Water District


Record of Board Member Expenses/Claim Form for Reimbursement
(Conferences, Meetings, Travels)

Name	Director David Hoffman			Division	5	Member ID- Director #	178
Email (optional)				Department- Board of Directors (110)			
BCVWD Meeting Type	Attended	Date	Location of Meeting	Amount			
Regular Board Meeting (including Engineering Workshop)	<input type="checkbox"/>			\$296.40 per diem per day			
Finance & Audit Committee Meeting	<input type="checkbox"/>			\$296.40 per diem per day			
Personnel Committee Meeting	<input type="checkbox"/>			\$296.40 per diem per day			
Ad Hoc Communications Meeting	<input type="checkbox"/>			\$296.40 per diem per day			
Collaborative Agency Meeting (BCV-Parks Admin)	<input type="checkbox"/>			\$296.40 per diem per day			
San Geronio Pass Water Alliance Meeting	<input type="checkbox"/>			\$296.40 per diem per day			
Special Board Meeting	<input type="checkbox"/>			\$296.40 per diem per day			
Director Training: _____	<input type="checkbox"/>			\$296.40 per diem per day			
Other: <u>Chamber Brewh(C.PAS)</u>	<input checked="" type="checkbox"/>	<u>1/10/25</u>	<u>Noble Creek</u>	\$296.40 per diem per day			
Other: _____	<input type="checkbox"/>			\$296.40 per diem per day			
Is this request to be paid on a meeting not listed under the current Policy? <input type="checkbox"/> Yes <input type="checkbox"/> No							
Expenses	Dates	Details					Amount
Transportation		<input type="checkbox"/> Taxi/Rental	<input type="checkbox"/> Air	<input type="checkbox"/> Other			\$
		<input type="checkbox"/> Taxi/Rental	<input type="checkbox"/> Air	<input type="checkbox"/> Other			\$
Own Car		Mileage at \$0.70 per mile. (2025)			miles		\$
Lodging		Location:					\$
		Location:					\$
Meals		Not to exceed U.S. Dept of General Services, Policy No. 4070.7 / attached receipts for each					\$
Conference fees		Purpose					\$
		Purpose					\$
Other		Purpose					\$
		Purpose					\$
						Subtotal	\$
						Less amount paid by company	\$
Director Signature						Date	<u>1-15-25</u>
Approver Signature						Date	

Please attach original receipts for all listed expenses, sign the form and send to the Accounting Department. See information at the back of this form for approved Per Diems and Expenses for Board Members

Beaumont-Cherry Valley Water District

Record of Board Member Expenses/Claim Form for Reimbursement
(Conferences, Meetings, Travels)


Name	Director Andy Ramirez			Division	1	Member ID- Director #	193
Email (optional)				Department-	Board of Directors (110)		
BCVWD Meeting Type	Attended	Date	Location of Meeting	Amount			
Regular Board Meeting (including Engineering Workshop)	<input type="checkbox"/>			\$296.40 per diem per day			
Finance & Audit Committee Meeting	<input type="checkbox"/>			\$296.40 per diem per day			
Personnel Committee Meeting	<input type="checkbox"/>			\$296.40 per diem per day			
Ad Hoc Communications Meeting	<input checked="" type="checkbox"/>	1/13	Zoom	\$296.40 per diem per day			
Collaborative Agency Meeting (BCV-Parks Admin)	<input type="checkbox"/>			\$296.40 per diem per day			
San Gorgonio Pass Water Alliance Meeting	<input type="checkbox"/>			\$296.40 per diem per day			
Special Board Meeting	<input type="checkbox"/>			\$296.40 per diem per day			
Director Training: _____	<input type="checkbox"/>			\$296.40 per diem per day			
Other: ACWA 9 Reclaim Tour	<input checked="" type="checkbox"/>	1/17	Desert Hot Springs	\$296.40 per diem per day			
Other: CSDA - Professional Development Committee	<input checked="" type="checkbox"/>	1/19	Online	\$296.40 per diem per day			
Is this request to be paid on a meeting not listed under the current Policy? <input type="checkbox"/> Yes <input type="checkbox"/> No							
Expenses	Dates	Details				Amount	
Transportation		<input type="checkbox"/> Taxi/Rental	<input type="checkbox"/> Air	<input type="checkbox"/> Other	\$		
		<input type="checkbox"/> Taxi/Rental	<input type="checkbox"/> Air	<input type="checkbox"/> Other	\$		
Own Car	1/17	Mileage at \$0.70 per mile (2025) 70 miles				\$ 49	
Lodging		Location:				\$	
		Location:				\$	
Meals		Not to exceed U.S. Dept of General Services, Policy No. 4070.7 / attached receipts for each				\$	
Conference fees		Purpose				\$	
		Purpose				\$	
Other		Purpose				\$	
		Purpose				\$	
Subtotal						\$	
Less amount paid by company						\$	
Director Signature						Date 1/19/25	
Approver Signature						Date	

Please attach original receipts for all listed expenses, sign the form and send to the Accounting Department. See information at the back of this form for approved Per Diems and Expenses for Board Members

Beaumont-Cherry Valley Water District

Record of Board Member Expenses/Claim Form for Reimbursement
(Conferences, Meetings, Travels)


Name	Director Andy Ramirez			Division	1	Member ID- Director #	193
Email (optional)				Department-	Board of Directors (110)		
BCVWD Meeting Type	Attended	Date	Location of Meeting	Amount			
Regular Board Meeting (including Engineering Workshop)	<input type="checkbox"/>			\$296.40 per diem per day			
Finance & Audit Committee Meeting	<input type="checkbox"/>			\$296.40 per diem per day			
Personnel Committee Meeting	<input type="checkbox"/>			\$296.40 per diem per day			
Ad Hoc Communications Meeting	<input type="checkbox"/>			\$296.40 per diem per day			
Collaborative Agency Meeting (BCV-Parks Admin)	<input type="checkbox"/>			\$296.40 per diem per day			
San Gorgonio Pass Water Alliance Meeting	<input type="checkbox"/>			\$296.40 per diem per day			
Special Board Meeting	<input type="checkbox"/>			\$296.40 per diem per day			
Director Training: <u>CSDA</u>	<input type="checkbox"/>			\$296.40 per diem per day			
Other: Brown Act Training	<input checked="" type="checkbox"/>	1/21	Webinar	\$296.40 per diem per day			
Other: _____	<input type="checkbox"/>			\$296.40 per diem per day			
Is this request to be paid on a meeting not listed under the current Policy? <input type="checkbox"/> Yes <input type="checkbox"/> No							
Expenses	Dates	Details				Amount	
Transportation		<input type="checkbox"/> Taxi/Rental	<input type="checkbox"/> Air	<input type="checkbox"/> Other	\$		
		<input type="checkbox"/> Taxi/Rental	<input type="checkbox"/> Air	<input type="checkbox"/> Other	\$		
Own Car		Mileage at \$0.70 per mile (2025) _____ miles				\$	
Lodging		Location: _____				\$	
		Location: _____				\$	
Meals		Not to exceed U.S. Dept of General Services, Policy No. 4070.7 / attached receipts for each				\$	
Conference fees		Purpose				\$	
		Purpose				\$	
Other		Purpose				\$	
		Purpose				\$	
Subtotal						\$	
Less amount paid by company						\$	
Director Signature						Date 1/23/25	
Approver Signature						Date	



Please attach original receipts for all listed expenses, sign the form and send to the Accounting Department. See information at the back of this form for approved Per Diems and Expenses for Board Members

Beaumont-Cherry Valley Water District

Record of Board Member Expenses/Claim Form for Reimbursement
(Conferences, Meetings, Travels)

Name	Director Andy Ramirez			Division	1	Member ID- Director #	193
Email (optional)				Department-	Board of Directors (110)		
BCVWD Meeting Type	Attended	Date	Location of Meeting	Amount			
Regular Board Meeting (including Engineering Workshop)	<input type="checkbox"/>			\$296.40 per diem per day			
Finance & Audit Committee Meeting	<input type="checkbox"/>			\$296.40 per diem per day			
Personnel Committee Meeting	<input type="checkbox"/>			\$296.40 per diem per day			
Ad Hoc Communications Meeting	<input type="checkbox"/>			\$296.40 per diem per day			
Collaborative Agency Meeting (BCV-Parks Admin)	<input type="checkbox"/>			\$296.40 per diem per day			
San Gorgonio Pass Water Alliance Meeting	<input type="checkbox"/>			\$296.40 per diem per day			
Special Board Meeting	<input type="checkbox"/>			\$296.40 per diem per day			
Director Training: SGPA Board Meeting	<input checked="" type="checkbox"/>	1/27	Online	\$296.40 per diem per day			
Other: CSDA - 2025 Annual Employment Law Update	<input checked="" type="checkbox"/>	1/28	Online	\$296.40 per diem per day			
Other:	<input type="checkbox"/>			\$296.40 per diem per day			
Is this request to be paid on a meeting not listed under the current Policy? <input type="checkbox"/> Yes <input type="checkbox"/> No							
Expenses	Dates	Details				Amount	
Transportation		<input type="checkbox"/> Taxi/Rental	<input type="checkbox"/> Air	<input type="checkbox"/> Other	\$		
		<input type="checkbox"/> Taxi/Rental	<input type="checkbox"/> Air	<input type="checkbox"/> Other	\$		
Own Car		Mileage at \$0.70 per mile (2025) _____ miles				\$	
Lodging		Location: _____				\$	
		Location: _____				\$	
Meals		Not to exceed U.S. Dept of General Services, Policy No. 4070.7 / attached receipts for each				\$	
Conference fees		Purpose				\$	
		Purpose				\$	
Other		Purpose				\$	
		Purpose				\$	
Subtotal						\$	
Less amount paid by company						\$	
Director Signature						Date 2/1/25	
Approver Signature						Date	

Please attach original receipts for all listed expenses, sign the form and send to the Accounting Department. See information at the back of this form for approved Per Diems and Expenses for Board Members

Beaumont-Cherry Valley Water District
Record of Board Member Expenses/Claim Form for Reimbursement
(Conferences, Meetings, Travels)


Name	Director Lona Williams		Division 2	Member ID- Director # 214
Email (optional)			Department- Board of Directors (110)	
BCVWD Meeting Type	Attended	Date	Location of Meeting	Amount
Regular Board Meeting (including Engineering Workshop)	<input type="checkbox"/>			\$296.40 per diem per day
Finance & Audit Committee Meeting	<input type="checkbox"/>			\$296.40 per diem per day
Personnel Committee Meeting	<input type="checkbox"/>			\$296.40 per diem per day
Ad Hoc Communications Meeting	<input type="checkbox"/>			\$296.40 per diem per day
Collaborative Agency Meeting (BCV-Parks Admin)	<input type="checkbox"/>			\$296.40 per diem per day
San Geronio Pass Water Alliance Meeting	<input type="checkbox"/>			\$296.40 per diem per day
Special Board Meeting	<input type="checkbox"/>			\$296.40 per diem per day
Director Training: _____	<input type="checkbox"/>			\$296.40 per diem per day
Other: <u>Beaumont Chamber Breakfast</u>	<input checked="" type="checkbox"/>	<u>11/0/25</u>	<u>Noble Creek</u>	\$296.40 per diem per day
Other: _____	<input type="checkbox"/>			\$296.40 per diem per day

Is this request to be paid on a meeting not listed under the current Policy? Yes No

Expenses	Dates	Details	Amount
Transportation		<input type="checkbox"/> Taxi/Rental <input type="checkbox"/> Air <input type="checkbox"/> Other	\$
		<input type="checkbox"/> Taxi/Rental <input type="checkbox"/> Air <input type="checkbox"/> Other	\$
Own Car		Mileage at \$0.70 per mile (2025) _____ miles	\$
Lodging		Location: _____	\$
		Location: _____	\$
Meals		Not to exceed U.S. Dept of General Services, Policy No. 4070.7 / attached receipts for each	\$
Conference fees		Purpose _____	\$
		Purpose _____	\$
Other		Purpose _____	\$
		Purpose _____	\$

Subtotal \$ 296.40

Less amount paid by company \$

Director Signature		Date	<u>11/21/2025</u>
Approver Signature		Date	

Please attach original receipts for all listed expenses, sign the form and send to the Accounting Department. See information at the back of this form for approved Per Diems and Expenses for Board Members

Beaumont-Cherry Valley Water District

Record of Board Member Expenses/Claim Form for Reimbursement (Conferences, Meetings, Travels)

Name	Director Lona Williams			Division	2		Member ID- Director #	214	
Email (optional)				Department-	Board of Directors (110)				
BCVWD Meeting Type	Attended	Date	Location of Meeting	Amount					
Regular Board Meeting (including Engineering Workshop)	<input type="checkbox"/>			\$296.40 per diem per day					
Finance & Audit Committee Meeting	<input type="checkbox"/>			\$296.40 per diem per day					
Personnel Committee Meeting	<input type="checkbox"/>			\$296.40 per diem per day					
Ad Hoc Communications Meeting	<input checked="" type="checkbox"/>	1/13/25	Zoom meeting	\$296.40 per diem per day					
Collaborative Agency Meeting (BCV-Parks Admin)	<input type="checkbox"/>			\$296.40 per diem per day					
San Gorgonio Pass Water Alliance Meeting	<input type="checkbox"/>			\$296.40 per diem per day					
Special Board Meeting	<input type="checkbox"/>			\$296.40 per diem per day					
Director Training:	<input type="checkbox"/>			\$296.40 per diem per day					
Other:	<input type="checkbox"/>			\$296.40 per diem per day					
Other:	<input type="checkbox"/>			\$296.40 per diem per day					
Is this request to be paid on a meeting not listed under the current Policy? <input type="checkbox"/> Yes <input type="checkbox"/> No									
Expenses	Dates	Details						Amount	
Transportation		<input type="checkbox"/> Taxi/Rental	<input type="checkbox"/> Air	<input type="checkbox"/> Other					\$
		<input type="checkbox"/> Taxi/Rental	<input type="checkbox"/> Air	<input type="checkbox"/> Other					\$
Own Car		Mileage at \$0.70 per mile (2025) _____ miles						\$	
Lodging		Location: _____						\$	
		Location: _____						\$	
Meals		Not to exceed U.S. Dept of General Services, Policy No. 4070.7 / attached receipts for each						\$	
Conference fees		Purpose _____						\$	
		Purpose _____						\$	
Other		Purpose _____						\$	
		Purpose _____						\$	
							Subtotal	\$ 296.40	
							Less amount paid by company	\$	
Director Signature							Date	1/21/2025	
Approver Signature							Date		

Please attach original receipts for all listed expenses, sign the form and send to the Accounting Department. See information at the back of this form for approved Per Diems and Expenses for Board Members

Beaumont-Cherry Valley Water District

Record of Board Member Expenses/Claim Form for Reimbursement (Conferences, Meetings, Travels)


Name	Director Lona Williams		Division	2		Member ID- Director #	214	
Email (optional)					Department- Board of Directors (110)			
BCVWD Meeting Type	Attended	Date	Location of Meeting		Amount			
Regular Board Meeting (including Engineering Workshop)	<input type="checkbox"/>				\$296.40 per diem per day			
Finance & Audit Committee Meeting	<input type="checkbox"/>				\$296.40 per diem per day			
Personnel Committee Meeting	<input type="checkbox"/>				\$296.40 per diem per day			
Ad Hoc Communications Meeting	<input type="checkbox"/>				\$296.40 per diem per day			
Collaborative Agency Meeting (BCV-Parks Admin)	<input type="checkbox"/>				\$296.40 per diem per day			
San Geronio Pass Water Alliance Meeting	<input type="checkbox"/>				\$296.40 per diem per day			
Special Board Meeting	<input type="checkbox"/>				\$296.40 per diem per day			
Director Training:	<input type="checkbox"/>				\$296.40 per diem per day			
Other: <i>Region 9 - ACWA Meeting</i>	<input checked="" type="checkbox"/>	<i>1/17/25</i>	<i>Mission Springs Water District DHS, CA.</i>		\$296.40 per diem per day			
Other:	<input type="checkbox"/>				\$296.40 per diem per day			

Is this request to be paid on a meeting not listed under the current Policy? Yes No

Expenses	Dates	Details	Amount
Transportation		<input type="checkbox"/> Taxi/Rental <input type="checkbox"/> Air <input type="checkbox"/> Other <input type="checkbox"/> Taxi/Rental <input type="checkbox"/> Air <input type="checkbox"/> Other	\$ <i>296.40</i>
Own Car	<i>1/17/25</i>	Mileage at \$0.70 per mile (2025) <i>62</i> miles <i>RT</i>	\$ <i>43.40</i>
Lodging		Location:	\$
		Location:	\$
Meals		Not to exceed U.S. Dept of General Services, Policy No. 4070.7 / attached receipts for each	\$
Conference fees		Purpose	\$
		Purpose	\$
Other		Purpose	\$
		Purpose	\$

Subtotal \$ *339.80*

Less amount paid by company \$

Director Signature		Date	<i>1/21/25</i>
Approver Signature		Date	

Please attach original receipts for all listed expenses, sign the form and send to the Accounting Department. See information at the back of this form for approved Per Diems and Expenses for Board Members



**Beaumont-Cherry Valley Water District
Finance & Audit Committee Meeting
March 6, 2025**

Item 6

STAFF REPORT

TO: Finance and Audit Committee
FROM: Dan Jagers, General Manager
SUBJECT: Report on Director Event Attendance

Staff Recommendation: Receive and file

Executive Summary

This report serves to document the responses of Board members to opportunities for attendance at various events.

DAY	EVENT	Est. Cost	Vote?	COVIN GTON	HOFF MAN	RAM IREZ	SLAW SON	WILL IAMS
14-Feb	Beaumont Chamber Breakfast	\$25			YES		YES	YES
18-Feb	CSDA Webinar: Financial Strategies	FREE			YES	YES		YES
19-Feb	CSDA: Governance Foundations	\$265				YES	YES	YES
21-Feb	CSDA Webinar: Leadership Lessons	FREE			YES		YES	YES
24-Feb	CSDA Webinar: Maximize Your Membership	FREE			YES		YES	YES
25-Feb	CSDA Webinar: Liability Issues	FREE			YES	YES	YES	YES
26-Feb	Urban Water Institute	\$2,504				NO	NO	NO
26-Feb	CSDA Workshop: Budget Preparations	\$265				YES		YES
27-Feb	Beaumont Chamber Installation	\$75	APR		YES			NO
7-Mar	Water Education for Latino Leaders	\$1,323	APR			YES		NO
11-Mar	CSDA Webinar: AI in 2025	FREE				YES		YES
11-Mar	CWA: Women in Water Seminar	\$75	APR					YES
14-Mar	Beaumont Chamber Breakfast	\$25						YES
24-Mar	Calif-Nevada Drought Outlook	\$25	APR			YES		YES
2-Apr	CSDA Virtual Workshop (2 days)	\$265				YES		MAYBE
10-Apr	WEF Water 101 Workshop	\$2,628						MAYBE
11-Apr	WEF Watershed Tour	\$500	APR					MAYBE
21-Apr	CSDA Special District Leadership Academy	\$2,943						
1-May	CSDA Workshop - Financial Management	\$325+						

APR = Approved

The items in orange required a vote for approval of payment of expenses and per diem. The Board approved all at the meeting of Feb. 12, 2025.

Staff Report prepared by Lynda Kerney, Executive Assistant



**Beaumont-Cherry Valley Water District
Finance and Audit Committee Meeting
March 6, 2025**

Item 7

STAFF REPORT

TO: Finance and Audit Committee
FROM: Finance and Administration
SUBJECT: BCVWD Fiscal Year 2024 Operating Budget Carryovers

Staff Recommendation

Approve the Fiscal Year (FY) 2024 Operating Budget Carryovers, from the FY 2024 Budget to the FY 2025 Budget, to move forward to the next Board of Directors (Board) meeting for approval or direct staff as desired.

Executive Summary

Staff has identified unspent obligated funds budgeted for the FY 2024 to be carried over to the FY 2025 as necessary to complete ongoing activities. Staff is requesting approval from the Finance and Audit Committee to submit said activities to the Board meeting on March 12, 2025.

Background

At the conclusion of each fiscal year, staff conducts a comprehensive review of the budget to identify projects and expenditures that were previously approved by the Board but remain incomplete. The review is of encumbered or known individual operating expenses of \$5,000 or more to be spent under a continuous contract or purchase order. The review includes a project and expenditure review, fiscal reconciliation, and department justification. The requests are then presented to the Finance and Audit Committee for review and recommendation to the Board.

This process ensures that ongoing initiatives receive the necessary financial resources for completion in the subsequent fiscal year while maintaining fiscal transparency and accountability. This allows Board-approved initiatives to be completed as intended while maintaining fiscal discipline. By identifying and carrying over necessary funds, the District supports effective project management and continuity of operations.

Staff recommends the approval of the proposed budget amendments to incorporate carryover amounts into the current fiscal year budget. The FY 2024 Operating Budget Carryover Schedule (attached) identifies unspent funds requested to be carried over to complete planned 2024 activities.

Fiscal Impact

The FY 2024 Operating Budget Carryover Schedule proposes that \$198,200 in unspent funds budgeted for the FY 2024 be carried over to the FY 2025.

Attachments

1. Fiscal Year 2024 Operating Budget Carryovers

Staff Report prepared by William Clayton, Finance Manager

**Beaumont-Cherry Valley Water District
Fiscal Year 2024 Operating Budget Carryover Schedule**

Attachment 1

Account No.	Account Description	Carryover Amount	Carryover Description
01-30-310-580036	Other Professional Services	\$ 29,200	Capacity Charge Study contract with Raftelis Financial Consultants, Inc. amendment to Raftelis Water Rate and Fee Study and Water Facility Fee Study approved by Board on April 12, 2023
01-30-310-580036	Other Professional Services	\$ 74,000	Water Rate Study contract with Water Resources Economics originally requested to be completed in 2024 but will be split into two phases with phase one to be completed the first quarter of 2025
01-40-440-540078	Reservoirs Maintenance	\$ 36,000	Contract for Cleaning, Inspection and Minor Repair of three to five District domestic drinking water storage reservoirs
01-50-510-550060	Public Ed/Community Outreach	\$ 59,000	Professional Services Contract with CV Strategies for water rate education that will be completed the 1st quarter of 2025 as well as increased # of press releases as directed by Communications Committee. Contract extension approved by Board on November 21, 2024
Operating Budget Carryover Total		198,200	

Background

Staff requests that \$198,200 in unspent funds budgeted for fiscal year 2024 be carried over to the 2025 fiscal year. This is a list of encumbered or known individual operating expenses that are anticipated to be spent under a contract or purchase order. Funding for equipment and vehicle purchases and capital projects that are not yet complete is carried forward in the Capital Improvement Budget as a matter of routine. Any request for the carryover of operating funds is reviewed in detail by the Finance and Administration Department and must be justified by the requesting Department.

**Beaumont-Cherry Valley Water District
Year-To-Date Analysis of Electric Cost to Pump Groundwater
Through December
Year-Over-Year Comparison**

Total Electric Bill Per AF Produced					
WELL ⁽¹⁾	2024	2023	2022	2021	2020
CANYON WELLS					
WELL RR1	\$ -	\$ -	\$ -	\$ -	\$ -
WELL 4A	\$ 112.73	\$ 108.83	\$ 99.39	\$ 143.62	\$ 29.84
WELL 5	\$ 52.13	\$ 59.47	\$ 47.35	\$ 44.33	\$ 30.42
WELL 6	\$ 50.62	\$ 84.12	\$ 62.40	\$ 56.86	\$ 67.33
WELL 9A	\$ -	\$ -	\$ -	\$ -	\$ -
WELL 10	\$ 89.50	\$ 86.80	\$ 140.34	\$ 488.52	\$ 93.59
WELL 11	\$ 84.97	\$ 178.65	\$ 301.73	\$ 111.19	\$ 68.95
WELL 12/13	\$ 68.96	\$ 71.71	\$ 101.05	\$ 75.04	\$ 57.92
WELL 14	\$ 100.35	\$ 120.97	\$ 191.37	\$ 113.99	\$ 402.94
WELL 18	\$ 61.58	\$ 75.35	\$ 186.98	\$ 88.49	\$ 66.93
WELL 19	\$ 37.16	\$ 48.58	\$ 138.50	\$ 374.77	\$ 57.81
WELL 20	\$ 53.63	\$ 61.56	\$ 71.32	\$ 67.35	\$ 45.37
TOTAL CANYON WELLS	\$ 71.46	\$ 84.13	\$ 95.88	\$ 97.87	\$ 61.62
CITY WELLS					
WELL 3	\$ -	\$ 186.49	\$ 151.31	\$ 131.85	\$ 126.96
WELL 16	\$ 269.39	\$ 277.90	\$ 203.30	\$ 199.14	\$ 226.95
WELL 21	\$ 149.51	\$ 178.02	\$ 148.09	\$ 126.03	\$ 114.04
WELL 22	\$ 183.44	\$ 197.22	\$ 149.22	\$ 150.24	\$ 83.59
WELL 23	\$ 230.26	\$ 255.93	\$ 215.95	\$ 190.28	\$ 149.67
WELL 24	\$ 157.33	\$ 134.07	\$ 140.04	\$ 133.67	\$ 118.67
WELL 25	\$ 277.74	\$ 230.64	\$ 137.28	\$ 162.46	\$ 152.96
WELL 26	\$ 192.35	\$ 201.01	\$ 149.81	\$ 138.48	\$ 110.81
WELL 29	\$ 364.34	\$ -	\$ -	\$ 223.56	\$ 201.69
TOTAL CITY WELLS	\$ 218.95	\$ 208.01	\$ 157.69	\$ 164.23	\$ 141.44
BOOSTER STATIONS - NO ADDITIONAL PRODUCTION					
BOOSTERS 21A & B	\$ -	\$ -	\$ -	\$ -	\$ -
HIGHLAND SPRINGS	\$ -	\$ -	\$ -	\$ -	\$ -
NOBLE BOOSTER	\$ -	\$ -	\$ -	\$ -	\$ -
UPPER EDGAR BOOSTER	\$ -	\$ -	\$ -	\$ -	\$ -
12TH & PALM BOOSTERS	\$ -	\$ -	\$ -	\$ -	\$ -
4A BOOSTER	\$ -	\$ -	\$ -	\$ -	\$ -
TOTAL BOOSTER STATIONS	\$ 6.92	\$ 7.58	\$ 12.91	\$ 10.47	\$ 9.22

⁽¹⁾ Data is still being aggregated and consolidated - SCE billing for some facilities can be behind by a month or more

Beaumont-Cherry Valley Water District
Year-To-Date Analysis of Electric Cost to Pump Groundwater
Through December 2024

WELL ⁽¹⁾	CCF Produced	AF Produced	Total Electric Bill	Total Electric Bill Per CCF Produced	Total Electric Bill Per AF Produced
<i>CANYON WELLS</i>					
WELL RR1	-	-	\$ -	\$ -	\$ -
WELL 4A	153,943	353.4045	\$ 39,839.47	\$ 0.26	\$ 112.73
WELL 5	85,290	195.7980	\$ 10,207.67	\$ 0.12	\$ 52.13
WELL 6	134,371	308.4727	\$ 15,615.94	\$ 0.12	\$ 50.62
WELL 9A	-	-	\$ 41.71	\$ -	\$ -
WELL 10	31,969	73.3903	\$ 6,568.61	\$ 0.21	\$ 89.50
WELL 11	29,028	66.6391	\$ 5,662.16	\$ 0.20	\$ 84.97
WELL 12/13	171,937	394.7140	\$ 27,218.59	\$ 0.16	\$ 68.96
WELL 14	136,071	312.3758	\$ 31,347.99	\$ 0.23	\$ 100.35
WELL 18	35,352	81.1573	\$ 4,997.83	\$ 0.14	\$ 61.58
WELL 19	152,872	350.9465	\$ 13,041.71	\$ 0.09	\$ 37.16
WELL 20	45,081	103.4927	\$ 5,550.24	\$ 0.12	\$ 53.63
<i>TOTAL CANYON WELLS</i>	<i>975,914</i>	<i>2,240.3907</i>	<i>\$ 160,091.92</i>	<i>\$ 0.16</i>	<i>\$ 71.46</i>
<i>CITY WELLS</i>					
WELL 3	-	-	\$ 5,094.21	\$ -	\$ -
WELL 16	141,442	324.7062	\$ 87,471.56	\$ 0.62	\$ 269.39
WELL 21	415,634	954.1644	\$ 142,661.64	\$ 0.34	\$ 149.51
WELL 22	427,602	981.6391	\$ 180,075.82	\$ 0.42	\$ 183.44
WELL 23	1,091,697	2,506.1915	\$ 577,070.29	\$ 0.53	\$ 230.26
WELL 24	1,038,309	2,383.6295	\$ 375,020.52	\$ 0.36	\$ 157.33
WELL 25	874,664	2,007.9522	\$ 557,698.32	\$ 0.64	\$ 277.74
WELL 26	446,640	1,025.3444	\$ 197,229.38	\$ 0.44	\$ 192.35
WELL 29	321,571	738.2254	\$ 268,966.64	\$ 0.84	\$ 364.34
<i>TOTAL CITY WELLS</i>	<i>4,757,559</i>	<i>10,921.8526</i>	<i>\$ 2,391,288.38</i>	<i>\$ 0.50</i>	<i>\$ 218.95</i>
<i>BOOSTER STATIONS - NO ADDITIONAL PRODUCTION</i>					
BOOSTERS 21A & B			\$ 68,553.77		
HIGHLAND SPRINGS			\$ 7,058.03		
NOBLE BOOSTER			\$ 3,942.27		
UPPER EDGAR BOOSTER			\$ 3,139.25		
12TH & PALM BOOSTERS			\$ 7,502.13		
4A BOOSTER			\$ 901.45		
<i>TOTAL BOOSTER STATIONS</i>	<i>5,733,473</i>	<i>13,162.2433</i>	<i>\$ 91,096.90</i>	<i>\$ 0.02</i>	<i>\$ 6.92</i>

(1) Data is still being aggregated and consolidated - SCE billing for some facilities can be behind by a month or more

Beaumont-Cherry Valley Water District
Year-To-Date Analysis of Electric Cost to Pump Groundwater
Through December 2023

WELL⁽¹⁾	CCF Produced	AF Produced	Total Electric Bill	Total Electric Bill Per CCF Produced	Total Electric Bill Per AF Produced
<i>CANYON WELLS</i>					
WELL RR1	-	-	\$ -	\$ -	\$ -
WELL 4A	146,527	336.3797	\$ 36,607.13	\$ 0.25	\$ 108.83
WELL 5	71,039	163.0833	\$ 9,698.73	\$ 0.14	\$ 59.47
WELL 6	64,537	148.1561	\$ 12,462.52	\$ 0.19	\$ 84.12
WELL 9A	-	-	\$ 384.54	\$ -	\$ -
WELL 10	45,050	103.4197	\$ 8,976.70	\$ 0.20	\$ 86.80
WELL 11	8,009	18.3854	\$ 3,284.55	\$ 0.41	\$ 178.65
WELL 12/13	159,661	366.5308	\$ 26,282.13	\$ 0.16	\$ 71.71
WELL 14	95,107	218.3359	\$ 26,411.79	\$ 0.28	\$ 120.97
WELL 18	19,106	43.8623	\$ 3,305.00	\$ 0.17	\$ 75.35
WELL 19	96,016	220.4213	\$ 10,707.96	\$ 0.11	\$ 48.58
WELL 20	37,488	86.0597	\$ 5,297.47	\$ 0.14	\$ 61.56
TOTAL CANYON WELLS	742,539	1,704.6341	\$ 143,418.52	\$ 0.19	\$ 84.13
<i>CITY WELLS</i>					
WELL 3	211,541	485.6313	\$ 90,564.15	\$ 0.43	\$ 186.49
WELL 16	152,292	349.6143	\$ 97,158.88	\$ 0.64	\$ 277.90
WELL 21	511,065	1,173.2438	\$ 208,864.94	\$ 0.41	\$ 178.02
WELL 22	443,736	1,018.6777	\$ 200,906.49	\$ 0.45	\$ 197.22
WELL 23	1,010,343	2,319.4284	\$ 593,617.15	\$ 0.59	\$ 255.93
WELL 24	1,044,580	2,398.0257	\$ 321,492.67	\$ 0.31	\$ 134.07
WELL 25	952,861	2,187.4679	\$ 504,522.36	\$ 0.53	\$ 230.64
WELL 26	435,904	1,000.6979	\$ 201,145.28	\$ 0.46	\$ 201.01
WELL 29	-	-	\$ 55,901.64	\$ -	\$ -
TOTAL CITY WELLS	4,762,322	10,932.7870	\$ 2,274,173.56	\$ 0.48	\$ 208.01
<i>BOOSTER STATIONS - NO ADDITIONAL PRODUCTION</i>					
BOOSTERS 21A & B			\$ 58,034.46		
HIGHLAND SPRINGS			\$ 5,845.65		
NOBLE BOOSTER			\$ 5,494.38		
UPPER EDGAR BOOSTER			\$ 2,097.45		
12TH & PALM BOOSTERS			\$ 23,651.81		
4A BOOSTER			\$ 722.67		
TOTAL BOOSTER STATIONS	5,504,861	12,637.4210	\$ 95,846.42	\$ 0.02	\$ 7.58

(1) Data is still being aggregated and consolidated - SCE billing for some facilities can be behind by a month or more

Beaumont-Cherry Valley Water District
Year-To-Date Analysis of Electric Cost to Pump Groundwater
Through December 2022

WELL	CCF Produced	AF Produced	Total Electric Bill	Total Electric Bill Per CCF Produced	Total Electric Bill Per AF Produced
<i>CANYON WELLS</i>					
WELL RR1	-	-	\$ -	\$ -	\$ -
WELL 4A	140,640	322.8650	\$ 32,088.69	\$ 0.23	\$ 99.39
WELL 5	74,608	171.2755	\$ 8,110.71	\$ 0.11	\$ 47.35
WELL 6	76,710	176.1015	\$ 10,988.36	\$ 0.14	\$ 62.40
WELL 9A	-	-	\$ 99.21	-	-
WELL 10	10,650	24.4490	\$ 3,431.26	\$ 0.32	\$ 140.34
WELL 11	7,518	17.2592	\$ 5,207.62	\$ 0.69	\$ 301.73
WELL 12/13	78,561	180.3522	\$ 18,224.85	\$ 0.23	\$ 101.05
WELL 14	29,566	67.8737	\$ 12,989.11	\$ 0.44	\$ 191.37
WELL 18	4,195	9.6297	\$ 1,800.59	\$ 0.43	\$ 186.98
WELL 19	16,219	37.2326	\$ 5,156.58	\$ 0.32	\$ 138.50
WELL 20	27,388	62.8747	\$ 4,484.36	\$ 0.16	\$ 71.32
TOTAL CANYON WELLS	466,054	1,069.9130	\$ 102,581.34	\$ 0.22	\$ 95.88
<i>CITY WELLS</i>					
WELL 3	421,977	968.7259	\$ 146,581.51	\$ 0.35	\$ 151.31
WELL 16	278,819	640.0803	\$ 130,126.42	\$ 0.47	\$ 203.30
WELL 21	787,043	1,806.8021	\$ 267,569.23	\$ 0.34	\$ 148.09
WELL 22	588,858	1,351.8320	\$ 201,716.04	\$ 0.34	\$ 149.22
WELL 23	591,031	1,356.8205	\$ 292,999.68	\$ 0.50	\$ 215.95
WELL 24	1,244,303	2,856.5266	\$ 400,026.75	\$ 0.32	\$ 140.04
WELL 25	1,422,218	3,264.9633	\$ 448,224.86	\$ 0.32	\$ 137.28
WELL 26	549,877	1,262.3439	\$ 189,112.55	\$ 0.34	\$ 149.81
WELL 29	199	0.4568	\$ 53,865.55	\$ 270.68	-
TOTAL CITY WELLS	5,884,325	13,508.5514	\$ 2,130,222.59	\$ 0.36	\$ 157.69
<i>BOOSTER STATIONS - NO ADDITIONAL PRODUCTION</i>					
BOOSTERS 21A & B			\$ 122,032.15		
HIGHLAND SPRINGS			\$ 6,157.71		
NOBLE BOOSTER			\$ 23,197.81		
UPPER EDGAR BOOSTER			\$ 1,922.95		
12TH & PALM BOOSTERS			\$ 32,543.17		
4A BOOSTER			\$ 2,406.15		
TOTAL BOOSTER STATIONS	6,350,379	14,578.4644	\$ 188,259.94	\$ 0.03	\$ 12.91

Beaumont-Cherry Valley Water District
Year-To-Date Analysis of Electric Cost to Pump Groundwater
Through December 2021

WELL	CCF Produced	AF Produced	Total Electric Bill	Total Electric Bill Per CCF Produced	Total Electric Bill Per AF Produced
<i>CANYON WELLS</i>					
WELL RR1	-	-	\$ -	\$ -	\$ -
WELL 4A	148,951	341.9444	\$ 49,111.05	\$ 0.33	\$ 143.62
WELL 5	68,937	158.2569	\$ 7,015.79	\$ 0.10	\$ 44.33
WELL 6	73,914	169.6825	\$ 9,648.87	\$ 0.13	\$ 56.86
WELL 9A	-	-	\$ 183.28	\$ -	\$ -
WELL 10	1,304	2.9924	\$ 1,461.87	\$ 1.12	\$ 488.52
WELL 11	18,395	42.2289	\$ 4,695.63	\$ 0.26	\$ 111.19
WELL 12/13	91,857	210.8753	\$ 15,824.05	\$ 0.17	\$ 75.04
WELL 14	22,438	51.5115	\$ 5,872.00	\$ 0.26	\$ 113.99
WELL 18	17,086	39.2236	\$ 3,470.98	\$ 0.20	\$ 88.49
WELL 19	6,343	14.5620	\$ 5,457.40	\$ 0.86	\$ 374.77
WELL 20	25,820	59.2736	\$ 3,991.84	\$ 0.15	\$ 67.35
TOTAL CANYON WELLS	475,044	1,090.5512	\$ 106,732.76	\$ 0.22	\$ 97.87
<i>CITY WELLS</i>					
WELL 3	431,570	990.7484	\$ 130,629.31	\$ 0.30	\$ 131.85
WELL 16	249,384	572.5069	\$ 114,008.34	\$ 0.46	\$ 199.14
WELL 21	821,188	1,885.1882	\$ 237,592.19	\$ 0.29	\$ 126.03
WELL 22	479,934	1,101.7769	\$ 165,536.02	\$ 0.34	\$ 150.24
WELL 23	1,003,660	2,304.0863	\$ 438,415.22	\$ 0.44	\$ 190.28
WELL 24	285,405	655.1997	\$ 87,579.42	\$ 0.31	\$ 133.67
WELL 25	1,099,328	2,523.7098	\$ 410,012.01	\$ 0.37	\$ 162.46
WELL 26	591,243	1,357.3072	\$ 187,964.76	\$ 0.32	\$ 138.48
WELL 29	726,594	1,668.0303	\$ 372,903.21	\$ 0.51	\$ 223.56
TOTAL CITY WELLS	5,688,306	13,058.5537	\$ 2,144,640.48	\$ 0.38	\$ 164.23
<i>BOOSTER STATIONS - NO ADDITIONAL PRODUCTION</i>					
BOOSTERS 21A & B			\$ 109,302.56		
HIGHLAND SPRINGS			\$ 5,265.54		
NOBLE BOOSTER			\$ 20,984.97		
UPPER EDGAR BOOSTER			\$ 1,768.57		
12TH & PALM BOOSTERS			\$ 10,145.30		
4A BOOSTER			\$ 729.64		
TOTAL BOOSTER STATIONS	6,163,350	14,149.1049	\$ 148,196.58	\$ 0.02	\$ 10.47

Beaumont-Cherry Valley Water District
Year-To-Date Analysis of Electric Cost to Pump Groundwater
Through December 2020

WELL	CCF Produced	AF Produced	Total Electric Bill	Total Electric Bill Per CCF Produced	Total Electric Bill Per AF Produced
<i>CANYON WELLS</i>					
WELL RR1	-	-	\$ 207.94	\$ -	\$ -
WELL 4A	137,004	314.5179	\$ 9,383.67	\$ 0.07	\$ 29.84
WELL 5	93,916	215.6015	\$ 6,559.50	\$ 0.07	\$ 30.42
WELL 6	53,568	122.9754	\$ 8,280.51	\$ 0.15	\$ 67.33
WELL 9A	-	-	\$ 145.35	\$ -	\$ -
WELL 10	19,829	45.5204	\$ 4,260.16	\$ 0.21	\$ 93.59
WELL 11	22,002	50.5101	\$ 3,482.57	\$ 0.16	\$ 68.95
WELL 12/13	112,951	259.2989	\$ 15,018.82	\$ 0.13	\$ 57.92
WELL 14	20,524	47.1157	\$ 18,984.95	\$ 0.93	\$ 402.94
WELL 18	23,426	53.7778	\$ 3,599.40	\$ 0.15	\$ 66.93
WELL 19	41,270	94.7433	\$ 5,477.56	\$ 0.13	\$ 57.81
WELL 20	32,470	74.5418	\$ 3,382.02	\$ 0.10	\$ 45.37
TOTAL CANYON WELLS	556,959	1,278.6028	\$ 78,782.45	\$ 0.14	\$ 61.62
<i>CITY WELLS</i>					
WELL 3	371,403	852.6240	\$ 108,247.71	\$ 0.29	\$ 126.96
WELL 16	87,586	201.0698	\$ 45,633.44	\$ 0.52	\$ 226.95
WELL 21	546,117	1,253.7121	\$ 142,967.63	\$ 0.26	\$ 114.04
WELL 22	442,766	1,016.4509	\$ 84,969.46	\$ 0.19	\$ 83.59
WELL 23	1,090,730	2,503.9715	\$ 374,761.95	\$ 0.34	\$ 149.67
WELL 24	584,266	1,341.2902	\$ 159,168.34	\$ 0.27	\$ 118.67
WELL 25	1,092,103	2,507.1235	\$ 383,488.36	\$ 0.35	\$ 152.96
WELL 26	599,691	1,376.7000	\$ 152,548.80	\$ 0.25	\$ 110.81
WELL 29	806,154	1,850.6749	\$ 373,262.19	\$ 0.46	\$ 201.69
TOTAL CITY WELLS	5,620,816	12,903.6169	\$ 1,825,047.88	\$ 0.32	\$ 141.44
<i>BOOSTER STATIONS - NO ADDITIONAL PRODUCTION</i>					
BOOSTERS 21A & B			\$ 81,753.93		
HIGHLAND SPRINGS			\$ 5,795.27		
NOBLE BOOSTER			\$ 14,404.21		
UPPER EDGAR BOOSTER			\$ 1,801.14		
12TH & PALM BOOSTERS			\$ 24,343.26		
4A BOOSTER			\$ 2,637.00		
TOTAL BOOSTER STATIONS	6,177,775	14,182.2198	\$ 130,734.81	\$ 0.02	\$ 9.22



**Beaumont-Cherry Valley Water District
Finance and Audit Committee Meeting
March 6, 2025**

Item 9

STAFF REPORT

TO: Finance and Audit Committee

FROM: Finance and Administration Department

SUBJECT: Quarterly Report: Review of District Contract Expenditures in Fiscal Year 2024

Staff Recommendation

None. Direct staff as desired.

Executive Summary

The District holds contracts with various vendors to provide ongoing services to the District for the 2024 Fiscal Year. The tables detailing the vendor information, the Board of Directors date of approval, total contract costs to date, contract costs not to exceed, and contract costs remaining are provided as attachments 1 and 2 for review. Attachment 1 is for service-oriented contracts, or projects, not in the District's Capital Improvement Budget. Attachment 2 is for Capital Improvement Budget projects.

Background

At the meeting of the Finance and Audit Committee on January 7, 2021, Chair Hoffman and Member Covington requested detail on long-term contract vendor activities. Since that time, this detail has been presented on a quarterly basis to the Finance and Audit Committee. At the August 24, 2023 Regular Meeting of the Board, Director Covington requested said detail be presented at the next Regular Meeting.

District Policy Part II Section 11, Employment of Consultants, outlines the requirements for executing contracts with outside contractors or consultants for construction, engineering, planning, and environmental review projects, or for auditing purposes. Consultants are selected by the General Manager and approved by the Board of Directors, based on the consultant's experience and qualifications. The consultants are also required to provide an explanation of scope of work, hours to complete and applicable cost estimate for their services that is used in their evaluation in the selection process. Upon Board approval of the contract specifics, District staff works with Legal Counsel to draft and execute an agreement with the outside contractor or consultant selected. Attachment 1 - Table 1 displays contracts that are executed within the parameters of said Policy.

District Policy Part II Section 12, Employment of Outside Contractors, outlines the requirements for executing contracts with outside contractors or consultants for construction, engineering, planning, and environmental review projects, or for auditing purposes. Contractors are selected by the General Manager and approved by the Board of Directors, on the basis of the lowest responsible bidder, after a thorough evaluation of bids. Upon Board approval of the contract specifics, District staff works with Legal Counsel to draft and execute an agreement with the

outside contractor selected. Attachment 2 – Table 2 displays contracts that are executed within the parameters of said Policy.

The Vendor Number and Vendor Name columns of both Tables are created in the District's financial system, Springbrook, upon receipt of the first invoice for services rendered to the District. Wells Fargo Bank, N.A. and Chandler Asset Management are not entered in Springbrook because the charges assessed by those vendors are deducted from the balance and portfolio managed by each of those respective entities. Total Contract Costs to Date reflect invoices for services rendered up to December 31, 2024.

Fiscal Impact

Total contract costs remaining, as reflected by the combined totals of Tables 1 and 2, are \$7,412,904.29

Attachments

1. Table 1 – Non – Capital Improvement Budget Contracts
2. Table 2 – Capital Improvement Budget Related Contracts

Staff Report prepared by William Clayton, Finance Manager

**Beaumont-Cherry Valley Water District
Review of District Contract Expenditures in Fiscal Year 2024**

Attachment 1

**Table 1
Non-Capital Improvement Budget Contracts**

Vendor Number	Vendor Name	Contract Services	Board Approval of Contract or Contract	FY 2023 and Prior Costs	FY 2024 Costs To Date	Total Contract Costs to Date	Contract Costs Not To Exceed	Contract Costs Remaining
N/A	Advanced Diving Services	Reservoir cleaning, inspection and minor repair of four (4) domestic drinking water reservoirs	12/11/2024	\$ -	\$ -	\$ -	\$ 36,000.00	\$ 36,000.00
N/A	Chandler Asset Management	Investment Management/Advisory Svcs	12/11/2024	\$ -	\$ 39,693.42	\$ 39,693.42	Fees Charged on assets under management	\$ -
N/A	Wells Fargo Bank, N.A.	Banking Services	8/14/2024	\$ -	\$ 14,617.18	\$ 14,617.18	\$ 38,072.00	\$ 23,454.82
11276	Universal Green, LLC	Landscape Maintenance Services	7/25/2024	\$ -	\$ 25,200.00	\$ 25,200.00	\$ 66,600.00	\$ 41,400.00
10743	Townsend Public Affairs	Grant Writing Consulting Services	5/16/2024	\$ -	\$ 60,000.00	\$ 60,000.00	\$ 60,000.00	\$ -
10792	A-1 Financial Services	Engineering Office Rental	5/16/2024	\$ -	\$ 32,488.00	\$ 32,488.00	\$ 26,696.00	\$ (5,792.00)
11256	Water Resources Economics	Cost-of-Service Study	4/10/2024		\$ 44,322.68	\$ 44,322.68	\$ 118,074.00	\$ 73,751.32
10772	CV Strategies	Social Media and Public Relations Services	11/16/2023	\$ -	\$ 47,883.75	\$ 47,883.75	\$ 99,715.00	\$ 51,831.25
10797	Raftelis Financial Consultants	Capacity Charge Study	4/12/2023	\$ 18,515.00	\$ 4,045.00	\$ 22,560.00	\$ 51,750.00	\$ 29,190.00
11180	Foster & Foster Consulting Actuaries, Inc.	Actuarial Services to Value OPEB in Compliance with GASB 75	1/26/2023	\$ -	\$ 2,575.00	\$ 2,575.00	\$ 2,575.00	\$ -
10491	Rogers, Anderson, Malody & Scott, LLP	Annual Independent Audit	1/11/2023	\$ -	\$ 29,570.00	\$ 29,570.00	\$ 33,835.00	\$ -
10016	T.R. Holliman c/o City of Beaumont	Recycled Water Program Implementation Facilitator	9/29/2022	\$ 33,936.70	\$ -	\$ 33,936.70	\$ 58,000.00	\$ 24,063.30
10828	NeoGov	HR Information System	4/14/2021	\$ 70,092.91	\$ -	\$ 70,092.91	\$ 81,831.84	\$ 11,738.93
11076	Global Learning Partners	Leadership Development Training	N/A	\$ -		\$ -	\$ 8,388.00	\$ 8,388.00
10719	HR Dynamics	2024 Professional HR Consulting Svcs	N/A	\$ -	\$ 21,080.00	\$ 21,080.00	\$ 19,840.00	\$ (1,240.00)
10305	Thomas Harder & Co. via Beaumont Basin Watermaster	District's Share of the 2024 On-Call Professional Engineering Services and Groundwater Level Monitoring Services Agreement for BBW	N/A	\$ -	\$ 24,762.00	\$ 24,762.00	\$ 24,762.00	\$ -
10985	Eide Bailly, LLP	Assistance with the implementation of GASB 96	N/A	\$ -	\$ 998.75	\$ 998.75	\$ 7,500.00	\$ 6,501.25
11228	D.I. Ready Cleaning Service, Inc.	Commercial Cleaning Services	N/A	\$ 3,700.00	\$ 17,960.00	\$ 21,660.00	\$ 22,200.00	\$ 540.00
TOTAL CONTRACT COSTS REMAINING						\$ 491,440.39	\$ 755,838.84	\$ 299,826.87

Beaumont-Cherry Valley Water District
Review of District Contract Expenditures in Fiscal Year 2024
Table 1 - Non - Capital Improvement Budget Contracts
BC 2/27/25

Beaumont-Cherry Valley Water District
Review of District Contract Expenditures in Fiscal Year 2024
Table 2
Capital Improvement Budget Contracts

Attachment 2

Vendor Number	Vendor Name	Contract Services	Board Approval Date	FY 2023 and Prior Costs	FY 2024 Costs To Date	Total Contract Costs to Date	Contract Costs Not To Exceed	Contract Costs Remaining
10266	Cozad & Fox	2024 Replacement Pipelines Project Design and Engineering Services	1/23/2025	\$ -	\$ -	\$ -	\$ 180,015.00	\$ 180,015.00
10266	Cozad & Fox	Surveying Services for the 2600 – 2400 Non-Potable Water Pressure Reducing Station	1/23/2025	\$ -	\$ -	\$ -	\$ 8,000.00	\$ 8,000.00
N/A	Legacy Excavating, Inc.	B Line Replacement Pipeline Project	10/24/2024	\$ -	\$ -	\$ -	\$ 819,000.00	\$ 819,000.00
10148	MCC Equipment Rentals, Inc.	3040 Pressure Zone Cherry Avenue / International Park Road Transmission Pipeline Project	5/16/2024	\$ -	\$ 1,157,749.15	\$ 1,157,749.15	\$ 1,905,000.00	\$ 747,250.85
10429	Legend Pump & Well Service, Inc.	Well 18 and Well 21 Pumping Unit Rehabilitation and Repair	2/14/2024	\$ -	\$ 139,322.00	\$ 139,322.00	\$ 350,000.00	\$ 210,678.00
10193	South West Pump and Drilling, Inc	Drill Well Nos 1A & 2A	10/11/2023	\$ -	\$ 607,097.50	\$ 607,097.50	\$ 4,230,000.00	\$ 3,622,902.50
11222	Ludwig Engineering Associates, Inc.	Design and Engineering Services for the 2023 Water Pipelines Projects (P-2750-0056, P-2750-0091 and P-2750-0095)	7/27/2023	\$ 64,070.00	\$ 51,154.00	\$ 115,224.00	\$ 115,269.00	\$ 45.00
10148	MCC Equipment Rentals, Inc.	5th Street and Michigan Avenue Replacement Pipeline Projects (P-2750-0097 and P-2750-0092)	6/14/2023	\$ 789,516.87	\$ 547,192.03	\$ 1,336,708.90	\$ 1,738,125.00	\$ 401,416.10
11194	Dudek	District Well Feasibility and Siting Study	3/23/2023	\$ 22,573.75	\$ 34,388.75	\$ 56,962.50	\$ 92,000.00	\$ 35,037.50
10148	MCC Equipment Rentals, Inc.	2022-2023 Service Lateral Replacement Project (P-2750-0096)	4/12/2023	\$ 245,244.54	\$ 33,258.54	\$ 278,503.08	\$ 312,773.00	\$ 34,269.92
10148	MCC Equipment Rentals, Inc.	2017 Water Pipeline Replacement Project (Pipeline 2- P-3620-0015)	1/11/2023	\$ 320,337.09	\$ -	\$ 320,337.09	\$ 383,960.00	\$ 63,622.91
10266	Cozad & Fox	B Line Replacement Pipeline Project Engineering Services	2/9/2022	\$ 103,442.50	\$ 5,972.50	\$ 109,415.00	\$ 143,500.00	\$ 34,085.00
10148	MCC Equipment Rentals, Inc.	MDP Line 16 Pipeline Relocation Project Pipelines 6A, 7 & 8	7/28/2022	\$ 623,396.56	\$ 12,952.22	\$ 636,348.78	\$ 676,900.00	\$ 40,551.22
11153	CASC Engineering & Consulting, Inc.	On-Call Land Surveying Services	7/28/2022	\$ 25,360.10	\$ -	\$ 25,360.10	\$ 100,000.00	\$ 74,639.90
10266	Cozad & Fox	On-Call Land Surveying Services	7/28/2022	\$ -	\$ -	\$ -	\$ 100,000.00	\$ 100,000.00
10911	Prizm Group	On-Call Land Surveying Services	7/28/2022	\$ -	\$ 9,516.25	\$ 9,516.25	\$ 100,000.00	\$ 90,483.75
11098	Harper and Associates Engineering	2022/2023 Water Storage Tank Recoating, Painting, and Rehabilitation	6/23/2022	\$ 19,870.00	\$ -	\$ 19,870.00	\$ 198,000.00	\$ 178,130.00
10266	Cozad & Fox	2020-2021 Replacement Pipeline Project Engineering Services	6/24/2021	\$ 156,823.20	\$ 3,298.75	\$ 160,121.95	\$ 188,000.00	\$ 27,878.05
10668	Thomas Harder & Co.	Engineering Svcs - Well Nos. 1A and 2A	10/5/2017, with additional funding on 09/18/2024	\$ 55,055.60	\$ 66,604.58	\$ 121,660.18	\$ 315,000.00	\$ 193,339.82
10668	Thomas Harder & Co.	Engineering Svcs - Well Nos. 30 and 31	10/5/2017	\$ 21,841.00	\$ -	\$ 21,841.00	\$ 261,000.00	\$ 239,159.00
10266	Cozad & Fox	Engineering Svcs - Noble Tank and Pipeline	11/8/2017	\$ 213,842.20	\$ 10,384.90	\$ 224,227.10	\$ 236,800.00	\$ 12,572.90
TOTAL CONTRACT COSTS REMAINING						\$ 5,340,264.58	\$ 12,453,342.00	\$ 7,113,077.42

**Beaumont-Cherry Valley Water District
Quarterly Report: 2024 Year to Date Title Report Requests**

Item 10

Date	Property/APN	Cost	Reason for Inquiry
2/5/2024	APN 401-020-009	\$750.00	Possible Well Drilling in BCVWD Service Area, pulled title report to see who controls water rights
4/17/2024	APN 413-460-060	\$750.00	PRV Station Preliminary Research
4/17/2024	APN 418-063-001	\$750.00	Stewart Park Easement Research
4/17/2024	APN 415-323-002	\$900.00	Stewart Park Easement Research
4/17/2024	APN 418-122-021	\$825.00	Pennsylvania Ave Easement & Rights Research
4/17/2024	APN 418-123-011	\$825.00	Pennsylvania Ave Easement & Rights Research
4/17/2024	APN 418-360-009	\$750.00	Pennsylvania Ave Easement & Rights Research
4/17/2024	APN 418-240-009	\$750.00	Pennsylvania Ave Easement & Rights Research
4/17/2024	APN 418-360-003	\$750.00	Pennsylvania Ave Easement & Rights Research
4/17/2024	APN 418-240-011	\$750.00	Pennsylvania Ave Easement & Rights Research



**Beaumont-Cherry Valley Water District
Regular Board Meeting
March 6, 2025**

Item 11

STAFF REPORT

TO: Finance and Audit Committee
FROM: Dan Jagers, General Manager
SUBJECT: Grant Activity Quarterly Update

Staff Recommendation

Approve the Grant Activity Quarterly Update to move forward to the Reports section of the agenda for the next Board of Directors meeting or direct staff as desired.

Executive Summary

The Board of Directors has directed District staff to pursue grant funding opportunities from all sources and using various resources, including District staff and contracted grant writing services. Tables 1 through 4 reflect the grant activity until December 31, 2024 for the Finance and Audit Committee to preview before being submitted to the Board of Directors to receive and file.

Background

At the October 25, 2018, Engineering Workshop, the Board of Directors approved a contract with Townsend Public Affairs, Inc. (Townsend) for grant writing services. District staff worked with Townsend for three years evaluating grant eligibility requirements, submitting applications for grant funding, providing legislative updates related to COVID-19 during the pandemic, and lobbying for additional funding opportunities in the State and Federal budget. After the contract ended, at the October 28, 2021, Regular Board meeting, the Board of Directors instructed staff to implement the RFP process to attain a grant writing consultant.

At the District's April 13, 2022, Regular Board meeting, the Board of Directors authorized the General Manager to enter into a contract with Townsend for grant writing services. The approval was for an initial one-year agreement with three optional one-year extensions based on annual Board approval. The current agreement ends April 30, 2025.

Table 1, Summary of received funding and/or grant agreements (attached), summarizes the awarded funding and/or agreements related to efforts made by Townsend and District staff.

Attachments

1. Table 1 – Summary of received funding and/or grant agreements

Staff Report prepared by Sylvia Molina, Director of Finance and Administration

TABLE 1 - Summary of received funding and/or grant agreements

Funding Program	Procured by	Project	Award	Estimated Project Cost	Project Timeframe	Summary	12/31/2024
1 American Rescue Plan Act (ARPA) funding through the County of Riverside	General Manager May 2022	24" 3040 Pressure Zone Cherry Avenue/International Park Road Transmission Pipeline	\$ 1,282,900	\$ 5,163,000	May 2022-December 2025	24" diameter pipeline to increase the capacity of the water and transmission system.	CEQA/NEPA, Design Plans, and Engineer's Pipeline estimated complete; 90% of construction ongoing with potholing and pipe installations; pending materials delivery and first reimbursement
2 American Rescue Plan Act (ARPA) funding through the County of Riverside	General Manager May 2022	"B" Line Upper Edgar Transmission Pipeline and Facilities Project	\$ 1,300,000	\$ 2,104,900	May 2022-December 2024	Replaces a 10" diameter pipeline with frequent leaks.	Preliminary Design plans and CEQA/NEPA approved; Notice of Award and Notice to Proceed awaiting contractor approval; pending construction
3 California Water and Wastewater Arrearage Payment Program, funded by the State Water Resources Control Board using federal ARPA funds	Finance/ Customer Service Staff - February 2024	Outstanding Utility Billing charges from March 3, 2020 to December 31, 2022	\$ 1,548	None to District	2020-2022	Provided funds for 10 residential and commercial customers with arrearages during the COVID-19 pandemic relief period from March 3, 2020, to December 31, 2022.	Completed (July 2024)

	Funding Program	Procured by	Project	Award	Estimated Project Cost	Project Timeframe	Summary	12/31/2024
4	County of Riverside: Low-Income Household Water Assistance Program (LIHWAP)	Finance Staff April 2022	Outstanding Utility Billing charges (general application)	Total of \$46,698.48 awarded; applied to 150 accounts	None to District	July 2022- March 2024	Provided qualifying low-income residents one-time payment of up to \$2,000 toward their utility bill.	Completed (June 2024)
5	BOR WaterSMART: Water and Energy Efficiency Grant for Fiscal Years 2020 and 2021	Townsend Public Affairs February 2022	Automatic Meter Read/Advanced Metering Infrastructure Deployment Program (AMR/AMI)	\$1.5 million; cost-sharing grant of at least 50%	\$ 4,109,425	September 2019 – April 2024	Implementation of conversion from manual to radio read meters, and infrastructure investments for electronic reading	Completed (April 2024)
6	County of Riverside: Lift to Rise	Finance Staff May 2021	Outstanding Utility Billing charges (general application)	Total of \$16,574.79 awarded; applied to 23 accounts	None to District	May 2021- August 2022	Emergency rental assistance, including utilities, for past due balances.	Completed (November 2022)
7	JPIA Risk Control Program	Operations staff March 2021	Communication Upgrade Project (general application)	\$ 10,000	\$ 32,618	2021- 2022	For the purchase of handheld radios deployed to all field staff, HR, management, and the District's main office.	Completed (May 2022)
8	California Water and Wastewater Arrearage Payment Program, funded by the State Water Resources Control Board using federal ARPA funds	Finance Staff December 2021	Outstanding Utility Billing charges from March 3, 2020 to December 31, 2021	\$ 165,761	\$ 123,244	2020-2022	Provided funds for community water systems that have accrued residential and commercial customer arrearages during the COVID-19 pandemic relief period from March 3, 2020, to June 15, 2021.	Completed (April 2022)



**Beaumont-Cherry Valley Water District
Finance and Audit Committee Meeting
March 6, 2025**

Item 12

STAFF REPORT

TO: Finance and Audit Committee
FROM: Finance and Administration
SUBJECT: Policy Tracking Matrix Progress Dashboard

Staff Recommendation

Approve the policies pending review in the next one to two months as identified on Table 3, Policies to Work on for Subsequent Meetings, or direct staff as desired.

Background

At the June 6, 2024 meeting, staff recommended the approval of adding the Policy Tracking Matrix Dashboard to the Finance and Audit Committee agenda. The dashboard highlights the summary of policies approved and drafted, and those policies that staff are working on for subsequent meetings. The Committee approved said dashboard and reporting updates.

Discussion

Table 1-Summary of Policy Approval Tracking (All Policies)

Department	On Matrix	Draft Created	Committee / Board Reviewed Drafts	Board Adopted	% Complete
Board Administration ¹	26	23	1	1	0.00%
Engineering ²	8	8	1	1	12.50%
Finance	16	15	8	8	50.00%
Human Resources	70	70	69	69	98.57%
Information Technology ³	17	17	3	0	0.00%
TOTALS	137	133	82	79	57.66%

Table 2-Recommended Policies to be added to the Policy Matrix

Item	Policy Subject	Policy Contents
None		

¹ Previously titled "Administration" but added clarifier that is specific to the Board of Directors.

² Includes four (4) policies identified previously as "Operations"

³ 15 Policies were identified by IT to go to the Personnel Committee.



Table 3-Policies To Work on for Subsequent Meetings

Item	Policy No.	Priorities Listed	Draft Size	Selected for Processing	Estimated Committee Presentation
1	5035	Fixed Asset Accounting Control	1 page	December	April
2	5040	Fixed Asset Capitalization	1 page	December	April
3	5075	Credit Card Usage	1 page	July	May
4	5048	Issuance and Management of Long-Term Debt	N/A	December	May
5	5080	Purchasing	11 pages	July	June

Fiscal Impact

There is no fiscal impact.

Attachments

1. Policy Approval Tracking Matrix

Staff Report prepared by William Clayton, Finance Manager

**Policy Approval Tracking
BCVWD Policy Manual Project**

Policy Number	New Policy Number	Section	Policy Name	HR's Recommendation Responsible Department	Drafted by BCVWD Staff	Approved by Legal Counsel	Presented to Committee	Provisionally Approved by Committee	Presented to Board of Directors	Approved by Board of Directors	Adoption Date	Resolution Number
	1000	General	Definitions	Human Resources	Yes	6/28/2021	7/19/2021	7/20/2021	10/13/2021	10/13/2021	10/13/2021	21-018
2	1005	General	Contractual Provisions	Human Resources	Yes	2/16/2021	2/22/2021	2/22/2021	4/14/2021	4/14/2021	4/14/2021	21-006
	1010	General	Policy Manual	Human Resources	Yes	N/A	N/A	N/A	1/8/2025	1/8/2025	1/8/2025	25-001
3	2000	Administration	Equal Opportunity	Human Resources	Yes	3/15/2021	3/22/2021	3/22/2021	4/14/2021	4/14/2021	4/14/2021	21-006
5	2010	Administration	Access to Personnel Records	Human Resources	Yes	3/15/2021	3/22/2021	3/22/2021	4/14/2021	4/14/2021	4/14/2021	21-006
6	2015	Personnel	Harassment	Human Resources	Yes	1/2/2024	1/16/2024	1/16/2024	2/14/2024	2/14/2024	2/14/2024	24-006
7	2020	Administration	Sexual Harassment	Human Resources	Yes	3/15/2021	3/22/2021	3/22/2021	4/14/2021	4/14/2021	4/14/2021	21-006
N/A	2025	Administration	Whistleblower Protection	Human Resources	Yes	3/15/2021	3/22/2021	3/22/2021	4/14/2021	4/14/2021	4/14/2021	21-006
8	3000	Personnel	Employee Status	Human Resources	Yes	4/12/2021	7/19/2021	7/20/2021	10/13/2021	10/13/2021	10/13/2021	21-018
N/A	3001	Personnel	Employee Information and Emergency	Human Resources	Yes	4/12/2021	6/21/2021	6/21/2021	10/13/2021	10/13/2021	10/13/2021	21-018
N/A	3002	Personnel	Employee Groups	Human Resources	Yes	4/12/2021	5/17/2021	5/17/2021	10/13/2021	10/13/2021	10/13/2021	21-018
9	3005	Personnel	Compensation	Human Resources	Yes	7/13/2021	7/19/2021	7/20/2021	10/13/2021	10/13/2021	10/13/2021	21-018
N/A	3006	Personnel	Bravailing Wage-Public Works Contractor-	Human Resources	Yes	7/13/2021	9/20/2021	9/20/2021	10/13/2021	10/13/2021	10/13/2021	21-018
10 & 49	3010	Personnel	Employee Performance Evaluation	Human Resources	Yes	7/13/2021	9/20/2021	9/20/2021	10/13/2021	10/13/2021	10/13/2021	21-018
11	3015	Personnel	Performance Evaluation-General	Human Resources	Yes	8/3/2021	9/20/2021	9/20/2021	10/13/2021	10/13/2021	10/13/2021	21-018
12	3020	Personnel	Health and Welfare Benefits	Human Resources	Yes	5/10/2022	5/17/2022	5/17/2022	6/8/2022	6/8/2022	6/8/2022	22-019
13	3025	Personnel	Pay Periods	Human Resources	Yes	10/12/2021	11/15/2021	11/15/2021	5/11/2022	5/11/2022	5/11/2022	22-016
14	3030	Personnel	Gift Acceptance Guidelines	Human Resources	Yes	12/10/2021	4/19/2022	4/19/2022	5/11/2022	5/11/2022	5/11/2022	22-016
15	3035	Personnel	Outside Employment	Human Resources	Yes	10/12/2021	4/19/2022	4/19/2022	5/11/2022	5/11/2022	5/11/2022	22-016
16	3040	Personnel	Letters of Recommendation	Human Resources	Yes	6/28/2024	7/16/2024	7/16/2024	8/14/2024	8/14/2024	8/14/2024	24-012
17	3045	Personnel	Executive Officer	Human Resources	Yes	7/29/2024	8/20/2024	11/21/2024	1/8/2025	1/8/2025	1/8/2025	25-001
18	3050	Personnel	Volunteer Personnel Workers'	Human Resources	Yes	5/2/2024	6/18/2024	7/16/2024	8/14/2024	8/14/2024	8/14/2024	24-012
19	3055	Personnel	Work Hours, Overtime, and Standby	Human Resources	Yes	6/14/2022	7/19/2022	7/19/2022	9/14/2022	9/14/2022	9/14/2022	22-028
20	3060	Personnel	Continuity of Service	Human Resources	Yes	4/8/2024	4/16/2024	4/16/2024	5/16/2024	5/16/2024	5/16/2024	24-007
20 (incorrect)	3065	Personnel	Reduction in Force	Human Resources	Yes	5/2/2024	6/18/2024	6/18/2024	7/10/2024	7/10/2024	7/10/2024	24-010
21	3070	Personnel	Holidays	Human Resources	Yes	1/2/2024	1/16/2024	1/16/2024	2/14/2024	2/14/2024	2/14/2024	24-002
22	3075	Personnel	Vacation	Human Resources	Yes	11/8/2022	1/17/2023	1/17/2023	2/8/2023	2/8/2023	2/8/2023	23-005
24	3085	Personnel	Sick Leave	Human Resources	Yes	4/8/2024	1/16/2024	4/16/2024	5/16/2024	5/16/2024	5/16/2024	24-007
25	3090	Personnel	Family and Medical Leave	Human Resources	Yes	10/2/2024	11/21/2024	11/21/2024	1/8/2025	1/8/2025	1/8/2025	25-001
26	3095	Personnel	Pregnancy Disability Leave	Human Resources	Yes	9/1/2022	9/20/2022	9/20/2022	12/14/2022	12/14/2022	12/14/2022	22-043
N/A	3096	Personnel	Lactation Accommodation	Human Resources	Yes	8/25/2022	9/20/2022	9/20/2022	12/14/2022	12/14/2022	12/14/2022	22-043
27	3100	Personnel	Bereavement Leave	Human Resources	Yes	5/10/2022	5/17/2022	5/17/2022	6/8/2022	6/8/2022	6/8/2022	22-019
28	3105	Personnel	Personal Leave of Absence	Human Resources	Yes	6/28/2024	7/16/2024	7/16/2024	8/14/2024	8/14/2024	8/14/2024	24-012
29	3110	Personnel	Jury and Witness Duty	Human Resources	Yes	10/5/2023	10/17/2023	11/21/2023	12/13/2023	12/13/2023	1/10/2024	23-031
N/A	3111	Personnel	Leave for Crime Victims and Family	Human Resources	Yes	12/6/2024	2/18/2025	2/18/2025	3/11/2025	3/11/2025	3/11/2025	25-005
30	3115	Personnel	Return to Work Policy	Human Resources	Yes	1/11/2023	1/17/2023	1/17/2023	2/8/2023	2/8/2023	2/8/2023	23-005
31	3120	Personnel	Occupational Injury and Illness	Human Resources	Yes	1/11/2023	1/17/2023	1/17/2023	2/8/2023	2/8/2023	2/8/2023	23-005
N/A	3121	Personnel	Infectious Disease Control	Human Resources	Yes	2/2/2023	2/21/2023	2/21/2023	3/15/2023	3/15/2023	3/15/2023	23-009
N/A	3122	Personnel	Workplace Violence	Human Resources	Yes	1/2/2024	1/16/2024	1/16/2024	2/14/2024	2/14/2024	2/14/2024	24-002
32	3125	Personnel	Uniforms and Protective Clothing	Human Resources	Yes	3/14/2023	3/21/2023	4/18/2023	5/10/2023	5/10/2023	5/10/2023	23-013
33	3130	Personnel	Employee Training, Education and	Human Resources	Yes	6/29/2024	7/16/2024	8/20/2024	9/17/2024	9/17/2024	9/17/2024	24-014
34	3135	Personnel	Occupational Certification and	Human Resources	Yes	6/14/2022	8/16/2022	8/16/2022	9/17/2022	9/17/2022	9/17/2022	22-028
N/A	3136	Personnel	Succession and Workforce Planning	Human Resources	Yes	9/10/2024	9/18/2024	9/18/2024	10/9/2024	10/9/2024	10/9/2024	24-018
35	3140	Personnel	Respiratory Protection Program	Human Resources	Yes	6/29/2024	7/16/2024	7/16/2024	8/14/2024	8/14/2024	8/14/2024	24-012
36	3145	Personnel	Driver Training and Record Review	Human Resources	Yes	10/2/2024	11/19/2024	1/21/2025	2/12/2025	2/12/2025	2/12/2025	25-004
37	3150	Personnel	District Vehicle Usage	Human Resources	Yes	2/5/2024	3/19/2024	4/16/2024	5/16/2024	5/16/2024	5/16/2024	24-007
38	3151	Personnel	Personal Vehicle Usage	Human Resources	Yes	2/5/2024	3/19/2024	3/19/2024	4/10/2024	4/10/2024	4/10/2024	24-006
39	3160	Personnel	HIPAA Compliance and Security Officer	Human Resources	Yes	5/2/2024	6/18/2024	6/18/2024	7/10/2024	7/10/2024	7/10/2024	24-010
41	3170	Personnel	Smoke Free Workplace and Tobacco	Human Resources	Yes	2/5/2024	3/19/2024	3/19/2024	4/10/2024	4/10/2024	4/10/2024	24-006
42	3175	Personnel	Disciplinary Action or Terminations	Human Resources	Yes	6/29/2024	7/16/2024	8/20/2024	9/17/2024	9/17/2024	9/17/2024	24-014
Proposed	3176	Personnel	Transfers and Voluntary Demotion	Human Resources	Yes	9/10/2024	9/18/2024	9/18/2024	10/9/2024	10/9/2024	10/9/2024	24-018
43	3180	Personnel	Nepotism-Employment of Relatives	Human Resources	Yes	4/8/2024	4/16/2024	6/18/2024	7/10/2024	7/10/2024	7/10/2024	24-010
44	3185	Personnel	Employee Separation	Human Resources	Yes	5/2/2024	6/18/2024	6/18/2024	7/10/2024	7/10/2024	7/10/2024	24-010
47	3200	Personnel	Grievance Procedures	Human Resources	Yes	5/2/2024	6/18/2024	6/18/2024	7/10/2024	7/10/2024	7/10/2024	24-010
48	3205	Personnel	Substance Abuse	Human Resources	Yes	12/6/2021	4/19/2022	4/19/2022	5/11/2022	5/11/2022	5/11/2022	22-016
N/A	3206	Personnel	FMCSA Clearinghouse Registration	Human Resources	No	12/6/2021	4/19/2022	4/19/2022	5/11/2022	5/11/2022	5/11/2022	22-016

Priority Legend:
Yellow Highlight = Highest Priority
Light Blue Highlight = Lowest Priority

**Policy Approval Tracking
BCVWD Policy Manual Project**

Policy Number	New Policy Number	Section	Policy Name	HR's Recommendation Responsible Department	Drafted by BCVWD Staff	Approved by Legal Counsel	Presented to Committee	Provisionally Approved by Committee	Presented to Board of Directors	Approved by Board of Directors	Adoption Date	Resolution Number
50	3215	Personnel	Personnel Action Form (PAF)	Human Resources	Yes	4/8/2024	4/16/2024	4/16/2024	5/16/2024	5/16/2024	5/16/2024	24-007
51	3220	Personnel	Recruitment, Selection and Onboarding	Human Resources	Yes	2/5/2024	3/19/2024	3/19/2024	4/10/2024	4/10/2024	4/10/2024	24-006
N/A	3225	Personnel	Employee Leave Donation Program and	Human Resources	Yes	2019	2019	2019	10/9/2019	10/9/2019	10/9/2019	19-011
N/A	3230	Personnel	Workers' Compensation	Human Resources	Yes	5/9/2023	5/16/2023	5/16/2023	6/14/2023	6/14/2023	6/14/2023	23-017
N/A	3251	Personnel	Accommodations for Disability	Human Resources	No	5/9/2023	5/16/2023	5/16/2023	6/14/2023	6/14/2023	6/14/2023	23-017
N/A	3255	Personnel	Military Leave	Human Resources	Yes	6/14/2023	8/15/2023	11/21/2023	12/13/2023	12/13/2023	1/10/2024	23-031
N/A	3240	Personnel	Dress Code and Personal Standards	Human Resources	Yes	4/8/2024	4/16/2024	4/16/2024	5/16/2024	5/16/2024	5/16/2024	24-007
N/A	3255	Personnel	Other Mandated Leaves of Absence	Human Resources	No	9/10/2024	9/18/2024	9/18/2024	10/9/2024	10/9/2024	10/9/2024	24-018
1	4005	Board of Directors	Basis of Authority	Administration	Yes		N/A	Direct to Board (Ad Hoc?)				
2	4010	Board of Directors	Members of the Board of Directors	Administration	Yes		N/A	Direct to Board (Ad Hoc?)				
3	4015	Board of Directors	Committees of the Board of Directors	Administration	Yes		N/A	Direct to Board (Ad Hoc?)				
4	4020	Board of Directors	Board President	Administration	Yes		N/A	Direct to Board (Ad Hoc?)				
5	4025	Board of Directors	Board Meetings	Administration	Yes	Verbal Review during	N/A	Directed to Full Board	12/8/2021	12/8/2021	1/11/2023	2023-02
6	4030	Board of Directors	Board Meeting Agendas	Administration	Yes		N/A	Direct to Board (Ad Hoc?)				
7	4035	Board of Directors	Board Meeting Conduct and Decorum	Administration	Yes	N/A	1/13/2025	1/13/2025	1/23/2025	1/23/2025	1/23/2025	25-002
8	4040	Board of Directors	Board Actions and Decisions	Administration	Yes		N/A	Direct to Board (Ad Hoc?)				
9	4045	Board of Directors	Attendance at Meetings	Administration	Yes		N/A	Direct to Board (Ad Hoc?)				
10	4050	Board of Directors	Minutes of Board Meetings	Administration	Yes		N/A	Direct to Board (Ad Hoc?)				
11	4055	Board of Directors	Rules of Order for Board and	Administration	Yes		N/A	Direct to Board (Ad Hoc?)				
12	4060	Board of Directors	Training, Education and Conferences	Administration	Yes	6/30/2021	N/A	Directed to Full Board	7/14/2021	7/14/2021	7/14/2021	2021-12
13 & 16	4065	Board of Directors	Remuneration, Director Per Diem Fees	Administration	Yes	6/30/2021	N/A	Directed to Full Board	7/14/2021	Revisions Requested on	7/14/2021	2021-12
14	4070	Board of Directors	Payment of Expenses Incurred on	Administration	Yes		N/A	Direct to Board (Ad Hoc?)				
15	4075	Board of Directors	Expenditure Reimbursement	Administration	Yes		N/A	Direct to Board (Ad Hoc?)				
17	4080	Board of Directors	Membership in Associations	Administration	Yes		N/A	Direct to Board (Ad Hoc?)				
18	4085	Board of Directors	Ethics Training	Administration	Yes		N/A	Direct to Board (Ad Hoc?)				
19	4090	Board of Directors	Code of Ethics	Administration	Yes		N/A	Direct to Board (Ad Hoc?)				
20	4095	Board of Directors	Ethics Policy	Administration	Yes		N/A	Direct to Board (Ad Hoc?)				
N/A	4100	Board of Directors	Electronic Communications and Data Devices at Dais	Administration	Yes	6/28/2021	N/A	Directed to Full Board	7/14/2021	7/14/2021	7/14/2021	2021-11
N/A	4110	Board of Directors	Communications, Social Media and PR	Administration	Yes							
N/A	4120	Board of Directors	Legislative Advocacy	Administration	Yes							
N/A	4200	Board of Directors	Candidate Statement Fees	Administration	Yes							
1	5005	Personnel	Emergency Preparedness	Human Resources	Yes	7/29/2024	8/20/2024	8/20/2024	9/17/2024	9/17/2024	9/17/2024	24-014
2	5010	Operations	Emergency Response Guideline for Hostile or Violent Incidents	Human Resources	Yes	11/8/2022	11/15/2022	11/15/2022	12/14/2022	12/14/2022	12/14/2022	22-043
4	5020	Personnel	Environmental Health and Safety	Human Resources	Yes	7/29/2024	8/20/2024	8/20/2024	9/17/2024	9/17/2024	9/17/2024	24-014
5	5025	Personnel	Illness and Injury Prevention Program	Human Resources	Yes	9/10/2024	9/18/2024	9/18/2024	10/9/2024	10/9/2024	10/9/2024	24-018
6	5030	Operations	Budget Preparation	Finance	Yes	11/8/2022	11/15/2022	11/15/2022	12/14/2022	12/14/2022	12/14/2022	22-043
N/A	5031	Operations	User Fee Cost Recovery	Finance	Yes	11/15/2022	N/A	N/A	12/14/2022	12/14/2022	12/14/2022	22-039
7	5035	Operations	Fixed-Asset Accounting Control	Finance	Yes		N/A	Direct to Full Board				
8	5040	Operations	Fixed-Asset Capitalization	Finance	Yes		N/A	Direct to Full Board				
9	5045	Operations	Investment of District Funds	Finance	Yes	11/15/2023	12/5/2024	12/5/2024	12/11/2024	12/11/2024	12/11/2024	24-021
N/A	5046	Operations	Other Post-Employment Benefits	Finance	Yes	5/10/2022	N/A	8/1/2024	8/14/2024	8/14/2024	8/14/2024	24-012
N/A	5047	Operations	Pension Funding	Finance	Yes	8/10/2023	8/1/2024	8/1/2024	8/14/2024	8/14/2024	8/14/2024	24-012
N/A	5048	Operations	Issuance and Management of Long- Term Debt	Finance	No							
10	5050	Operations	Alternative Payment Plans	Finance	Yes	11/25/2024	12/5/2024	1/2/2025	1/8/2025	1/8/2025	1/8/2025	25-001
11	5055	Operations	Employment of Consultants and	Finance	Yes							
12	5060	Operations	Employment of Outside Contractors	Finance	Yes							
13	5065	Engineering	Easement Abandonment	Engineering	Yes		N/A	Direct to Full Board				
14	5066	Engineering	Easement Acceptance	Engineering	No		N/A	Direct to Full Board				
15	5070	Engineering	Encroachment Permits	Engineering	Yes		N/A	Direct to Full Board				
16	5075	Operations	Credit Card Usage	Finance	Yes		8/1/2024					
17	5080	Operations	Purchasing	Finance	Yes		N/A	Direct to Full Board				

Priority Legend:
Yellow Highlight = Highest Priority
Light Blue Highlight = Lowest Priority

