



**BEAUMONT-CHERRY VALLEY WATER DISTRICT**  
560 Magnolia Avenue, Beaumont, CA 92223

**NOTICE AND AGENDA  
MEETING OF THE FINANCE AND AUDIT COMMITTEE  
of the Board of Directors**

*This meeting is hereby noticed pursuant to  
California Government Code Section 54950 et. seq.*

**Thursday, February 6, 2025 – 3:00 p.m.**  
**560 Magnolia Avenue, Beaumont, CA 92223**

**TELECONFERENCE NOTICE**

*The BCVWD F&A Committee members will attend in person  
at the BCVWD Administrative Office.*

*The meeting is available to the public via Zoom video teleconference  
To access the Zoom conference, use the link below:*

<https://us02web.zoom.us/j/81357113079?pwd=QTZYV2RZTVBNQ1lqQ2FkTEpXNFdUUT09>

**To telephone in, please dial: (669) 900-9128**  
**Enter Meeting ID: 813 5711 3079**  
**Enter Passcode: 346756**

*For Public Comment, use the “**Raise Hand**” feature if on the video call when  
prompted. If dialing in, please dial \*9 to “**Raise Hand**” when prompted*

*BCVWD provides remote attendance options primarily as a matter of  
convenience to the public. Unless a Board member is attending  
remotely pursuant to provisions of GC 54953 et. seq., BCVWD will not  
stop or suspend its in-person public meeting should a technological  
interruption occur with respect to the Zoom teleconference or call-in  
line listed on the agenda. Members of the public are encouraged to  
attend BCVWD meetings in person at the above address, or remotely  
using the options listed.*

**Meeting materials will be available on the BCVWD’s website:**  
**<https://bcvwd.gov/document-category/fa-committee-agendas/>**

## FINANCE & AUDIT COMMITTEE MEETING – FEBRUARY 6, 2025

---

### CALL TO ORDER

### ROLL CALL

	<b>David Hoffman, Chair</b>
	<b>Lona Williams</b>

	<b>John Covington (alternate)</b>
--	-----------------------------------

### PUBLIC COMMENT

**PUBLIC COMMENT: RAISE HAND OR PRESS \*9 for Public Comment** or to request to speak when prompted. At this time, any person may address the Finance and Audit Committee on matters within its jurisdiction which are not on the agenda. However, any non-agenda matters that require action will be referred to staff for a report and possible action at a subsequent meeting. Please limit your comments to three minutes. Sharing or passing time to another speaker is not permitted.

### ACTION ITEMS

1. **Adjustments to the Agenda:** In accordance with Government Code Section 54954.2, additions to the agenda require a 2/3 vote of the legislative body, or if less than 2/3 of the members are present, a unanimous vote of those members present, which makes the determination that there is a need to take action, and the need to take action arose after the posting of the agenda.
  - a. Item(s) to be removed or continued from the Agenda
  - b. Emergency Item(s) to be added to the Agenda
  - c. Changes to the order of the agenda
2. **Review and Acceptance of the Minutes of the Finance and Audit Committee**  
*Minutes may be accepted by consensus*
  - a. January 2, 2025 Regular Meeting (pages 4 - 6)
3. **Receive and File the Check Register for the Month of December 2024** (pages 7 - 22)
4. **Financial Reports/Recommendations**
  - a. Review of the December 2024 Budget Variance Reports (Preliminary) (pages 23 - 34)
  - b. Review of the December 31, 2024 Cash and Investment Balance Report (pages 35 - 61)
  - c. Review of Check Register for the Month of January 2025 (pages 62 - 78)
  - d. Review of January 2025 Invoices Pending Approval (pages 79 - 81)
5. **Expense and Per Diem Compensation Claims Submitted for Approval** (pages 82 - 100)

**6. Report on Director Event Attendance** (page 101)

**7. Policy Tracking Matrix Progress Dashboard Review** (pages 102 - 106)

**ANNOUNCEMENTS**

- Regular Board Meeting: Wednesday, Feb. 12 at 6:00 p.m.
- District Offices closed Monday, Feb. 17 in observance of Presidents Day
- Personnel Committee: Tuesday, Feb. 18 at 5:30 p.m.
- Engineering Workshop: Thursday, Feb. 27 at 6:00 p.m.
- Beaumont Basin Watermaster Committee: Wednesday, Mar. 5 at 11 a.m.
- Collaborative Agencies Committee: Wednesday, Mar. 5 at 5 p.m.
- Finance & Audit Committee meeting: Thursday, Mar. 6 at 3:00 p.m.

**ADJOURNMENT**

**AVAILABILITY OF AGENDA MATERIALS** - Agenda exhibits and other writings that are disclosable public records distributed to all or a majority of the members of the Beaumont-Cherry Valley Water District Finance and Audit Committee in connection with a matter subject to discussion or consideration at a meeting of the Finance and Audit Committee are available for public inspection in the District's office, at 560 Magnolia Avenue, Beaumont, California ("District Office") during business hours, Monday through Thursday from 7:30 a.m. to 5 p.m. If such writings are distributed to members of the Board less than 72 hours prior to the meeting, they will be available from the District Office at the same time or within 24 hours' time as they are distributed to all or a majority of the Board of Directors, except that if such writings are distributed one hour prior to, or during the meeting, they can be made available in the Board Room at the District Office. Materials may also be available on the District's website: [www.bcvwd.gov](http://www.bcvwd.gov).

**REVISIONS TO THE AGENDA** - In accordance with §54954.2(a) of the Government Code (Brown Act), revisions to this Agenda may be made up to 72 hours before the Finance and Audit Committee Meeting, if necessary, after mailings are completed. Interested persons wishing to receive a copy of the set Agenda may pick one up at the District Office, located at 560 Magnolia Avenue, Beaumont, California, up to 72 hours prior to the Finance and Audit Committee Meeting.

**REQUIREMENTS RE: DISABLED ACCESS** - In accordance with Government Code §54954.2(a), requests for a disability related modification or accommodation, including auxiliary aids or services, in order to attend or participate in a meeting, should be made to the District Office, at least 48 hours in advance of the meeting to ensure availability of the requested service or accommodation. The District Office may be contacted by telephone at (951) 845-9581, email at [info@bcvwd.gov](mailto:info@bcvwd.gov) or in writing at the Beaumont-Cherry Valley Water District, 560 Magnolia Avenue, Beaumont, California 92223.

**CERTIFICATION OF POSTING**

A copy of the foregoing notice was posted near the regular meeting place of the Finance and Audit Committee of the Beaumont-Cherry Valley Water District and to its website at least 72 hours in advance of the meeting (Government Code §54954.2(a)).



**BEAUMONT-CHERRY VALLEY WATER DISTRICT**  
560 Magnolia Avenue, Beaumont, CA 92223

**MINUTES OF THE FINANCE AND AUDIT COMMITTEE MEETING**  
**Thursday, January 2, 2025 at 3:00 p.m.**

---

**CALL TO ORDER**

*Chair Hoffman called the meeting to order at 3:00 p.m.*

*Attendance*

Directors present:	Director Hoffman and Director Williams
Directors absent:	None
Staff present:	General Manager Dan Jagers Director of Information Technology Robert Rasha Director of Finance and Administration Sylvia Molina Management Analyst I Edith Garcia Management Analyst II Erica Gonzales Finance Manager William Clayton Administrative Assistant Cenica Smith
Members of the public:	None

**PUBLIC COMMENT:** None.

**ACTION ITEMS**

1. **Adjustments to the Agenda:** General Manager Dan Jagers announced the title change of Assistant Director of Finance and Administration Sylvia Molina to Director of Finance and Administration
  
2. **Review and Acceptance of the Minutes of the Finance and Audit Committee**
  - a. December 5, 2024 Regular Meeting

The Committee accepted the minutes as presented by the following vote:

MOVED: Hoffman	SECONDED: Williams	APPROVED 2-0
AYES:	Hoffman, Williams	
NOES:	None	
ABSTAIN:	None	
ABSENT:	None	



### 3. Receive and file the Check Register for the Month of November 2024

The Committee received and filed the Check Register as presented by the following vote:

MOVED: Hoffman	SECONDED: Williams	APPROVED 2-0
AYES:	Hoffman, Williams	
NOES:	None	
ABSTAIN:	None	
ABSENT:	None	

### 4. Financial Reports/Recommendations

- a. Review of the November 2024 Budget Variance Reports
- b. Review of the November 30, 2024 Cash and Investment Balance Report
- c. Review of Check Register for the Month of December 2024
- d. Review of December 2024 Invoices Pending Approval

*Staff highlighted and/or responded to committee inquiries about the following items:*

- *Engineering expenses total funds available are 37.38 percent and appear to have been running short. Mr. Jagers explained there was less use of consultants over the year but will increase in the future*
- *Total available for Finance and Administration remains at 33.77 percent with one month remaining. The 2024 budget included a different staffing plan, and savings were realized*
- *Operations also showed savings due to staffing with newer positions*
- *Positions are now budgeted at the current step plus the anticipated advancement for the year, which is a change from previous practice of budgeting at highest step for all positions.*
- *Overall, it appears with December still to go, the District will be under budget by 20 percent; however, there will be water deliveries of about 1,600 acre-feet in November and December at about \$1.2 or \$1.3 million and anticipated large electric bills*
- *There will be additional realized interest income. Interest is budgeted conservatively.*
- *Investment income will be updated in January from both LAIF and Chandler. Staff will evaluate investments and bring back discussion to the Committee. The Committee discussed investment vehicles*
- *A metal detector was purchased which is used to locate pipes and valves buried below pavement.*
- *MPG Asphalt refund for a temporary construction meter*
- *Paving repairs are now averaging about \$1,657 per repair*
- *Thomas Harder & Co. administrative services for the Beaumont Basin Watermaster are split between the five member agencies. It includes annual services, well monitoring, and a couple of studies*
- *Water Resource Economics progress payment of \$11,655 for ongoing rate study services*

The Committee recommended presenting the financial reports items a - d to the Board of Directors for approval by the following vote:

MOVED: Hoffman	SECONDED: Williams	APPROVED 2-0
AYES:	Hoffman, Williams	
NOES:	None	
ABSTAIN:	None	
ABSENT:	None	

**5. Expense and Per Diem Compensation Claims Submitted for Approval**

The Committee reviewed the Expense and Per Diem Compensation Claims. The claims were approved by the following vote:

MOVED: Hoffman	SECONDED: Williams	APPROVED 2-0
AYES:	Hoffman, Williams	
NOES:	None	
ABSTAIN:	None	
ABSENT:	None	

**6. Policy Tracking Matrix Dashboard Review**

*The Committee reviewed the summary of progress on policy updates. Ms. Molina indicated that 33 percent of the policies have been reviewed and updated.*

*Staff has been working on the Purchasing Policy and the goal is to bring it to the F&A Committee in February. The credit card usage policy is being aligned with Board policy. There is now an ad hoc committee addressing the Board policies. The Long Term Debt Policy will be coming in a couple of months.*

**ANNOUNCEMENTS**

*Chair Hoffman pointed out the following announcements:*

- Collaborative Agencies Committee: Wednesday, Jan. 8 at 5 p.m. **CANCELED**
- Regular Board Meeting: Wednesday, Jan. 8, 2025 at 6:00 p.m.
- ~~Beaumont Basin Watermaster Committee: Wednesday, Jan. 15 at 11 a.m.~~ **CANCELED**
- Communications Committee: Monday, Jan. 13, 2025 at 6:00 p.m.
- District Offices closed Monday, Jan. 20, 2025 in observance of Martin Luther King Jr. Day
- Personnel Committee: Tuesday, Jan. 21, 2025 at 5:30 p.m.
- San Gorgonio Pass Regional Water Alliance: Wednesday, Jan. 22, 2025 at 5:00 p.m.
- Engineering Workshop: Thursday, Jan. 23, 2025 at 6:00 p.m.
- Finance & Audit Committee meeting: Thursday, Feb. 6, 2025 at 3:00 p.m.

**ADJOURNMENT: 4:14 P.M.**

*DRAFT UNTIL APPROVED*

---

David Hoffman, Chairman  
to the Finance and Audit Committee of the Beaumont-Cherry Valley Water District

**Accounts Payable**

**Checks by Date - Detail by Check Date**

User: wclayton  
 Printed: 12/26/2024 11:24 AM

Beaumont-Cherry Valley Water District

560 Magnolia Avenue  
 Beaumont California 92223  
 (951) 845-9581  
<https://bcvwd.gov>



Check No	Vendor No Invoice No	Vendor Name Description	Check Date Reference	Check Amount
ACH	10894 0001756382	Liberty Dental Plan Prepaid Liberty Dental - Dec 2024	12/02/2024	26.54
Total for this ACH Check for Vendor 10894:				26.54
Total for 12/2/2024:				26.54
ACH	10030 700359906319Nov 700359906319Nov 700359906319Nov	Southern California Edison Electricity 10/22/24 to 11/20/24 - 13695 Oak Glen Rd Electricity 10/22/24 to 11/20/24 - 12303 Oak Glen Rd Electricity 10/22/24 to 11/20/24 - 13697 Oak Glen Rd	12/05/2024	101.93 16.25 241.85
Total for this ACH Check for Vendor 10030:				360.03
ACH	10031 6017533279 6017533280 6017533282 6017533283 6018125232	Staples Business Advantage Office Supplies Office Supplies Office Supplies Office Supplies IT Office Supplies	12/05/2024	33.18 22.19 5.38 33.37 523.49
Total for this ACH Check for Vendor 10031:				617.61
ACH	10037 2494582-2371-9 2494582-2371-9 2494582-2371-9 2494582-2371-9 2494588-2371-6 2494588-2371-6	Waste Management Of Inland Empire Overage Charges - 815 E 12th Dec 2024 Recycling Dumpster Charges - 815 E 12th Dec 2024 Organics Cart Charges - 815 E 12th Dec 2024 Yard Dumpsters - 815 E 12th Dec 2024 Monthly Sanitation - 560 Magnolia Dec 2024 Recycling Dumpster Charges - 560 Magnolia Dec 2024	12/05/2024	77.82 109.77 61.31 362.43 133.30 109.77
Total for this ACH Check for Vendor 10037:				854.40
ACH	10042 07132135000Dec	Southern California Gas Company Monthly Gas Charges 11/25-12/29/21	12/05/2024	15.78
Total for this ACH Check for Vendor 10042:				15.78
ACH	10138 HW201 Nov 2024	ARCO Business Solutions ARCO Fuel Charges 11/26-12/02/2024	12/05/2024	1,585.15
Total for this ACH Check for Vendor 10138:				1,585.15
ACH	10284 1120240061 1120240061	Underground Service Alert of Southern California Monthly Maintenance Fee 117 New Ticket Charges Nov 2024	12/05/2024	10.00 216.45
Total for this ACH Check for Vendor 10284:				226.45
ACH	10632 PRA00053893 WOG00021350 WOG00021350 WOG00021350	Quinn Company Credit - ORFS O-Ring Well 16 Generator Maintenance (Parts) Well 16 Generator Maintenance (Labor) Well 16 Generator Maintenance (Misc)	12/05/2024	-1.24 1,625.03 1,744.00 50.00
Total for this ACH Check for Vendor 10632:				3,417.79

Check No	Vendor No Invoice No	Vendor Name Description	Check Date Reference	Check Amount
ACH	10743 22604	Townsend Public Affairs, Inc Consulting Services - Dec 2024	12/05/2024	5,000.00
Total for this ACH Check for Vendor 10743:				5,000.00
ACH	11038 36427074 36427075 36427111	Clark Pest Control Pest Control - 39500 Brookside Ave Pest Control - 815 E 12th St Pest Control - 9781 Avenida Miravilla	12/05/2024	70.00 130.00 110.00
Total for this ACH Check for Vendor 11038:				310.00
ACH	10085 1002790267 1002790267 1002790267 1002790267 1002790267 1002790267 1002790267	CalPERS Retirement System PR Batch 00001.12.2024 CalPERS 1% ER Paid PR Batch 00001.12.2024 CalPERS 8.25% EE PEPRA PR Batch 00001.12.2024 CalPERS ER Paid Classic PR Batch 00001.12.2024 CalPERS 8% ER Paid PR Batch 00001.12.2024 CalPERS 8% EE Paid PR Batch 00001.12.2024 CalPERS ER PEPRA PR Batch 00001.12.2024 CalPERS 7% EE Deduction	12/05/2024	170.37 6,963.54 10,389.88 1,155.01 2,199.29 7,284.28 1,192.63
Total for this ACH Check for Vendor 10085:				29,355.00
ACH	10087 1-175-458-448 1-175-458-448 1-175-458-448 1-175-458-448	EDD PR Batch 00002.12.2024 CA SDI PR Batch 00001.12.2024 State Income Tax PR Batch 00001.12.2024 CA SDI PR Batch 00002.12.2024 State Income Tax	12/05/2024	74.27 8,179.55 1,922.59 691.56
Total for this ACH Check for Vendor 10087:				10,867.97
ACH	10094 270474033058896 270474033058896 270474033058896 270474033058896 270474033058896 270474033058896 270474033058896 270474033058896	U.S. Treasury PR Batch 00001.12.2024 FICA Employee Portion PR Batch 00001.12.2024 Medicare Employer Portion PR Batch 00001.12.2024 Medicare Employee Portion PR Batch 00002.12.2024 Medicare Employer Portion PR Batch 00001.12.2024 Federal Income Tax PR Batch 00002.12.2024 Federal Income Tax PR Batch 00002.12.2024 Medicare Employee Portion PR Batch 00001.12.2024 FICA Employer Portion	12/05/2024	8,703.79 2,572.01 2,663.75 98.02 19,964.90 1,487.22 98.02 8,703.79
Total for this ACH Check for Vendor 10094:				44,291.50
ACH	10141 50562946	Ca State Disbursement Unit PR Batch 00001.12.2024 Garnishment	12/05/2024	379.84
Total for this ACH Check for Vendor 10141:				379.84
ACH	10203 VB1450PP25 2024	Voya Financial PR Batch 00001.12.2024 Deferred Comp	12/05/2024	450.00
Total for this ACH Check for Vendor 10203:				450.00
ACH	10264 1002790103 1002790103 1002790103 1002790103 1002790103	CalPERS Supplemental Income Plans PR Batch 00001.12.2024 CalPERS 457 PR Batch 00001.12.2024 100% Contribution PR Batch 00001.12.2024 ROTH-Post-Tax PR Batch 00001.12.2024 457 Loan Repayment PR Batch 00001.12.2024 CalPERS 457 %	12/05/2024	2,109.51 821.18 225.00 117.15 160.94
Total for this ACH Check for Vendor 10264:				3,433.78
ACH	10984 1733256993366	MidAmerica Administrative & Retirement Solutions PR Batch 00001.12.2024 401(a) Deferred Comp	12/05/2024	1,176.28
Total for this ACH Check for Vendor 10984:				1,176.28

Check No	Vendor No Invoice No	Vendor Name Description	Check Date Reference	Check Amount
ACH	11152 827360	Sterling Health Services, Inc PR Batch 00001.12.2024 Flexible Spending Account (PT)	12/05/2024	541.67
Total for this ACH Check for Vendor 11152:				541.67
2282	11155 2024-12	CICCS PR Batch 00001.12.2024 Emp Assistance Program	12/05/2024	95.50
Total for Check Number 2282:				95.50
2283	10387 PP25 2024	Franchise Tax Board PR Batch 00001.12.2024 Garnishment FTB	12/05/2024	98.90
Total for Check Number 2283:				98.90
2284	11204 PP25 2024	Luis Lomeli PR Batch 00001.12.2024 Stipend	12/05/2024	75.00
Total for Check Number 2284:				75.00
15819	UB*05698	Michael Bettis Refund Check Refund Check Refund Check Refund Check Refund Check	12/05/2024	569.27 78.48 126.72 155.53 90.72
Total for Check Number 15819:				1,020.72
15820	UB*05702	Juan Cortez Refund Check Refund Check Refund Check Refund Check Refund Check Refund Check	12/05/2024	4.96 2.85 4.30 2.04 5.53 3.23
Total for Check Number 15820:				22.91
15821	UB*05700	Alejandro Garcia Refund Check Refund Check Refund Check Refund Check	12/05/2024	12.72 26.64 99.68 21.80
Total for Check Number 15821:				160.84
15822	UB*05699	Bryce Mittman Refund Check	12/05/2024	134.60
Total for Check Number 15822:				134.60
15823	UB*05701	Janak Patel Refund Check	12/05/2024	12.20
Total for Check Number 15823:				12.20
15824	10003 60409	All Purpose Rental Core Drill & Bit - Inv Warehouse Block wall Repairs	12/05/2024	93.60
Total for Check Number 15824:				93.60
15825	10144 LYUM1849630	Alsco Inc Cleaning Mats/Air Fresheners 560 Magnolia Dec 2024	12/05/2024	48.45
Total for Check Number 15825:				48.45

Check No	Vendor No Invoice No	Vendor Name Description	Check Date Reference	Check Amount
15826	10420	Amazon Capital Services, Inc.	12/05/2024	
	1LYG-H17H-4WGR	Wall Hooks		11.90
	1LYG-H17H-4WGR	Office Supplies		31.55
	1MKG-PDFG-YDMV	Emergency Thermal Blankets		28.00
	1MKG-PDFG-YDMV	Disposable Foam Earplugs		123.36
	1MKG-PDFG-YDMV	Security Lights		118.91
	1XCW-QQMY-3634	Door Hangers		169.93
Total for Check Number 15826:				483.65
15827	10822	Canon Financial Services, Inc	12/05/2024	
	36195608	Contract Charge - 11/01-11/30/2024 - 12th/Palm		235.78
	36197370	Meter Usage - 10/01-10/31/2024		164.71
	36197370	Contract Charge - 11/01-11/30/2024 - 851 E 6th St		238.56
	36197372	Contract Charge - 11/01-11/30/2024 - 560 Magnolia Ave		450.03
Total for Check Number 15827:				1,089.08
15828	10249	CDW Government LLC	12/05/2024	
	AB5144U	2025 Annual Renewal - AD/Audit Tool - Cybersecurity		4,794.00
Total for Check Number 15828:				4,794.00
15829	10614	Cherry Valley Automotive	12/05/2024	
	48793	Labor - Oil/Filters - Unit 42/OD 55,671		40.00
	48793	Oil/Filters - Unit 42/OD 55,671		100.57
Total for Check Number 15829:				140.57
15830	10112	Cla-Val	12/05/2024	
	906519	Cla Val Maintenance - Well 29		3,027.54
	906519	Labor - Cla Val Maintenance - Well 29		2,872.00
	906520	Labor - Cla Val Maintenance - Champions PRV		2,872.00
	906520	Cla Val Maintenance - Champions PRV		4,448.12
	906522	Cla Val Maintenance - Highland Springs Boosters		5,193.75
	906522	Labor - Cla Val Maintenance - Highland Springs Boosters		2,872.00
Total for Check Number 15830:				21,285.41
15831	10772	CV Strategies	12/05/2024	
	8139	Strategic Communication Services - October 2024		711.25
Total for Check Number 15831:				711.25
15832	11140	Ericka Enriquez	12/05/2024	
	12042024	Birthday Club Reimbursement - E Enriquez - Dec 2024		460.00
Total for Check Number 15832:				460.00
15833	10303	Grainger Inc	12/05/2024	
	9324595371	(1) Eyewash Station for the Inv Warehouse (Safety)		396.90
Total for Check Number 15833:				396.90
15834	10995	Infinity Recycling & Materials Inc	12/05/2024	
	26224	Dumping of Asphalt and Concrete		222.74
	26224	Dumping of Asphalt and Concrete		222.74
Total for Check Number 15834:				445.48
15835	11294	Iris Group Holdings	12/05/2024	
	156977031	Fire Suppression Alarm System - 560 Magnolia Ave		1,974.00
Total for Check Number 15835:				1,974.00

Check No	Vendor No Invoice No	Vendor Name Description	Check Date Reference	Check Amount
15836	11100 13604172	Loomis Armored US, LLC Armored Truck Service - Nov 2024	12/05/2024	316.44
Total for Check Number 15836:				316.44
15837	10233 076747	Pro-Pipe & Supply Thread Seal Tape and Towels	12/05/2024	244.88
Total for Check Number 15837:				244.88
15838	10282 11112024	Rancho Paseo Medical Group Random Employee Testing	12/05/2024	140.00
Total for Check Number 15838:				140.00
15839	11251 1550 1550	Reyes Transport, LLC Shipping - Class II Base Shipping - Class II Base	12/05/2024	1,105.00 1,105.00
Total for Check Number 15839:				2,210.00
15840	10527 64344975	Robert Half Talent Solutions Engineering Admin Temp - 11/18-11/21/2024	12/05/2024	1,592.80
Total for Check Number 15840:				1,592.80
15841	10317 554847 554847	Robertson's Ready Mix Sand for Service Line Repairs Sand for Main Line Repairs	12/05/2024	721.04 721.04
Total for Check Number 15841:				1,442.08
15842	10689 241949	Safety Compliance Company Safety Meeting - Holiday Accidents - 11/06/2024	12/05/2024	250.00
Total for Check Number 15842:				250.00
15843	11131 5216-5	Sherwin-Williams Company Touch Up Paint - 12th & Palm	12/05/2024	206.29
Total for Check Number 15843:				206.29
15844	10568 11302024	Daniel Slawson Meal/Mileage Reimb - WEF Summit - D Slawson - 10/29-10/31/2024	12/05/2024	181.03
Total for Check Number 15844:				181.03
15845	10302 176220 176220	So Cal. Sandbags, Inc Sandbags - Flushing Well 1A Sandbags - Flushing Well 2A	12/05/2024	717.75 717.75
Total for Check Number 15845:				1,435.50
15846	10447 10212024	State Water Resources Control Board - DWOCF T1 Certification Fee - A Powell	12/05/2024	70.00
Total for Check Number 15846:				70.00
15847	11276 68	Universal Green, LLC Landscape Contract Services - Nov 2024	12/05/2024	5,040.00
Total for Check Number 15847:				5,040.00
15848	10035 INV00541119	USA Blue Book (8) DPD Dispensers for Checking Chlorine Residual for Water Sam.	12/05/2024	245.56
Total for Check Number 15848:				245.56

Check No	Vendor No Invoice No	Vendor Name Description	Check Date Reference	Check Amount
15849	10793 D55362	WateReuse Association Prepaid Membership Renewal - 01/01-12/31/2025	12/05/2024	1,633.26
Total for Check Number 15849:				1,633.26
15850	10651 42133	Weldors Supply and Steel, Inc Acetylene 3 Flammable Gas	12/05/2024	92.99
Total for Check Number 15850:				92.99
15851	10633 W17212	West Coast Telcom Products Metal Detector	12/05/2024	6,480.21
Total for Check Number 15851:				6,480.21
15852	10158 125369 125370	Wienhoff Drug Testing Prepaid - Annual Non-DOT Consortium Fee 2025 Prepaid - Annual DOT Consortium Fee 2025	12/05/2024	255.00 100.00
Total for Check Number 15852:				355.00
15853	10447 10282024	State Water Resources Control Board - DWOCP D2 Certification Fee - A Powell	12/05/2024	80.00
Total for Check Number 15853:				80.00
Total for 12/5/2024:				158,442.35
ACH	10894 0001766181 0001766181	Liberty Dental Plan Liberty Dental - Dec 2024 Liberty Dental - Dec 2024	12/10/2024	329.07 -26.54
Total for this ACH Check for Vendor 10894:				302.53
ACH	10901 229520 57168	Ameritas Life Insurance Corp. Ameritas Dental Dec 2024 Ameritas Vision Dec 2024	12/10/2024	2,295.20 571.68
Total for this ACH Check for Vendor 10901:				2,866.88
ACH	10902 53743681113636	Colonial Life Col Life Premiums Nov 2024	12/10/2024	5,527.30
Total for this ACH Check for Vendor 10902:				5,527.30
ACH	10903 4770770332	The Lincoln National Life Insurance Company Life & ADD EE/ER Insurance Dec 2024	12/10/2024	662.73
Total for this ACH Check for Vendor 10903:				662.73
ACH	10288 160068297 160068297 160068297 160068297 160068307 160068307	CalPERS Health Fiscal Services Division Admin Fee for Retired Emp Health Ins Dec 2024 Active Employees Health Ins Dec 2024 Retired Employees Health Ins Dec 2024 Admin Fee for Health Ins Dec 2024 Active Non CalPERS Member Health Ins Dec 2024 Admin Fee Non CalPERS Member Health Ins Dec 2024	12/10/2024	10.53 76,019.15 1,246.42 182.45 2,250.07 5.40
Total for this ACH Check for Vendor 10288:				79,714.02
Total for 12/10/2024:				89,073.46



Check No	Vendor No Invoice No	Vendor Name Description	Check Date Reference	Check Amount
15854	11267 1120	Enova Creative Business Solutions Downpayment - Business Cards	12/11/2024	39.81
Total for Check Number 15854:				39.81
15855	11140 12102024	Ericka Enriquez Birthday Club Reimbursement - Gift Cards	12/11/2024	780.00
Total for Check Number 15855:				780.00
15856	10193 2 2	South West Pump & Drilling, Inc Construction of Well 1A Retention - Construction of Well 1A	12/11/2024	217,550.00 -10,877.50
Total for Check Number 15856:				206,672.50
15857	11277 29597 29597 29597	Surplus Office Sales, Inc (3) 36"x12"x6' Bookcase Delivery & Set Up (6) 2-Drawer Lateral File	12/11/2024	880.71 326.25 3,066.43
Total for Check Number 15857:				4,273.39
15858	10668 19	Thomas Harder & Co Hydrogeological Consulting Services – Well 1A	12/11/2024	1,148.75
Total for Check Number 15858:				1,148.75
Total for 12/11/2024:				212,914.45
ACH	10052 11302024 11302024 11302024 11302024 11302024 11302024	Home Depot Credit Services Maint & Repair - 12th/Palm Supplies Maint & Repair - 39500 Brookside Ave Supplies Maint & Repair - Pipeline & Hydrants Supplies Maint & Repair - General Building Supplies General Safety Supplies Materials -12th & Palm Refurbishment	12/12/2024	13.99 946.05 328.64 828.51 30.40 1,899.48
Total for this ACH Check for Vendor 10052:				4,047.07
ACH	10138 HW201 Dec 2024	ARCO Business Solutions ARCO Fuel Charges 12/03-12/09/2024	12/12/2024	2,222.76
Total for this ACH Check for Vendor 10138:				2,222.76
Total for 12/12/2024:				6,269.83
ACH	10030 700154530138Nov 700154530138Nov 700154530138Nov 700154530138Nov 700154530138Nov 700154530138Nov	Southern California Edison Electricity 10/22/24 to 11/20/24 - Well 25 / WO 31030 Electricity 10/17/24 to 11/17/24 - 815 E 12th Ave Electricity 10/18/24 to 11/18/24 - Wells Electricity 10/22/24 to 11/20/24 - 560 Magnolia Ave Electricity 10/14/24 to 11/12/24 - 851 E 6th St Electricity 10/22/24 to 11/20/24 - 9781 Avenida Miravilla	12/19/2024	40,841.33 524.50 149,511.34 2,234.79 311.89 94.03
Total for this ACH Check for Vendor 10030:				193,517.88
ACH	10031 6018938426 6018938427	Staples Business Advantage Office Supplies Office Supplies	12/19/2024	43.30 43.30
Total for this ACH Check for Vendor 10031:				86.60

Check No	Vendor No Invoice No	Vendor Name Description	Check Date Reference	Check Amount
ACH	10132 4442251 4443507	South Coast AQMD ICE (50-500 HP) EM Elec Gen- Nat Gas - Fac ID 26688 - Well 21 Flat Fee for Last Fiscal Year Emissions - Fac ID 26688 - Well 21	12/19/2024	541.04 165.96
Total for this ACH Check for Vendor 10132:				707.00
ACH	10138 HW201 Dec 2024	ARCO Business Solutions ARCO Fuel Charges 12/10-12/16/2024	12/19/2024	2,349.18
Total for this ACH Check for Vendor 10138:				2,349.18
ACH	11038 36610919 36611165	Clark Pest Control Pest Control - 560 Magnolia Ave Pest Control - 39500 Brookside Ave	12/19/2024	211.00 70.00
Total for this ACH Check for Vendor 11038:				281.00
ACH	10085 1002800496 1002800496 1002800496 1002800496 1002800496 1002800496 1002800496	CalPERS Retirement System PR Batch 00003.12.2024 CalPERS 8% EE Paid PR Batch 00003.12.2024 CalPERS 8.25% EE PEPRA PR Batch 00003.12.2024 CalPERS 1% ER Paid PR Batch 00003.12.2024 CalPERS ER Paid Classic PR Batch 00003.12.2024 CalPERS ER PEPRA PR Batch 00003.12.2024 CalPERS 7% EE Deduction PR Batch 00003.12.2024 CalPERS 8% ER Paid	12/19/2024	2,307.88 6,690.54 170.37 10,629.05 6,998.70 1,192.63 1,155.01
Total for this ACH Check for Vendor 10085:				29,144.18
ACH	10087 0-930-384-528 0-930-384-528 1-412-352-656 1-412-352-656	EDD PR Batch 00003.12.2024 State Income Tax PR Batch 00003.12.2024 CA SDI PR Batch 00004.12.2024 State Income Tax PR Batch 00004.12.2024 CA SDI	12/19/2024	6,679.58 1,794.26 22.40 11.15
Total for this ACH Check for Vendor 10087:				8,507.39
ACH	10094 270475415971526 270475415971526 270475415971526 270475415971526 270475415971526 270475533594480 270475533594480 270475533594480 270475533594480 270475533594480	U.S. Treasury PR Batch 00003.12.2024 Federal Income Tax PR Batch 00003.12.2024 Medicare Employee Portion PR Batch 00003.12.2024 Medicare Employer Portion PR Batch 00003.12.2024 FICA Employee Portion PR Batch 00003.12.2024 FICA Employer Portion PR Batch 00004.12.2024 Federal Income Tax PR Batch 00004.12.2024 Medicare Employee Portion PR Batch 00004.12.2024 Medicare Employer Portion PR Batch 00004.12.2024 FICA Employer Portion PR Batch 00004.12.2024 FICA Employee Portion	12/19/2024	16,821.21 2,571.38 2,436.13 8,126.59 8,126.59 91.92 16.93 16.93 72.39 72.39
Total for this ACH Check for Vendor 10094:				38,352.46
ACH	10141 50728856	Ca State Disbursement Unit PR Batch 00003.12.2024 Garnishment	12/19/2024	379.84
Total for this ACH Check for Vendor 10141:				379.84
ACH	10203 VB1450PP26 2024	Voya Financial PR Batch 00003.12.2024 Deferred Comp	12/19/2024	450.00
Total for this ACH Check for Vendor 10203:				450.00
ACH	10264 1002800522 1002800522 1002800522 1002800522	CalPERS Supplemental Income Plans PR Batch 00003.12.2024 ROTH-Post-Tax PR Batch 00003.12.2024 457 Loan Repayment PR Batch 00003.12.2024 100% Contribution PR Batch 00003.12.2024 CalPERS 457	12/19/2024	475.00 117.15 547.45 2,109.51
Total for this ACH Check for Vendor 10264:				3,249.11

Check No	Vendor No Invoice No	Vendor Name Description	Check Date Reference	Check Amount
ACH	10984 1734471883883	MidAmerica Administrative & Retirement Solutions PR Batch 00003.12.2024 401(a) Deferred Comp	12/19/2024	1,176.28
Total for this ACH Check for Vendor 10984:				1,176.28
ACH	11152 828747	Sterling Health Services, Inc PR Batch 00003.12.2024 Flexible Spending Account (PT)	12/19/2024	541.67
Total for this ACH Check for Vendor 11152:				541.67
2287	10387 PP26 2024	Franchise Tax Board PR Batch 00003.12.2024 Garnishment FTB	12/19/2024	98.90
Total for Check Number 2287:				98.90
15859	UB*05715	Veronica Brey Refund Check Refund Check Refund Check Refund Check	12/19/2024	35.78 19.62 14.08 28.80
Total for Check Number 15859:				98.28
15860	UB*05705	Marylen Cabrera Refund Check Refund Check	12/19/2024	0.52 61.52
Total for Check Number 15860:				62.04
15861	UB*05713	Diane Hartwell Refund Check	12/19/2024	109.33
Total for Check Number 15861:				109.33
15862	UB*05703	Roland Hayes Refund Check Refund Check Refund Check Refund Check Refund Check	12/19/2024	191.96 137.75 136.77 1,177.29 234.46
Total for Check Number 15862:				1,878.23
15863	UB*05714	Meritage Homes of California Inc Refund Check	12/19/2024	335.89
Total for Check Number 15863:				335.89
15864	UB*05717	Mortenson Refund Check Refund Check Refund Check Refund Check	12/19/2024	24.84 1,301.36 42.59 92.28
Total for Check Number 15864:				1,461.07
15865	UB*05709	NPG Asphalt Refund Check Refund Check Refund Check Refund Check	12/19/2024	184.47 2,167.86 49.66 85.14
Total for Check Number 15865:				2,487.13

Check No	Vendor No Invoice No	Vendor Name Description	Check Date Reference	Check Amount
15866	UB*05712	Richmond American Homes	12/19/2024	
		Refund Check		126.32
		Refund Check		29.10
		Refund Check		2,223.15
		Refund Check		16.98
		Refund Check		63.05
Total for Check Number 15866:				2,458.60
15867	UB*05708	RSI Communities LLC	12/19/2024	
		Refund Check		11.59
Total for Check Number 15867:				11.59
15868	UB*05711	RSI Communities LLC	12/19/2024	
		Refund Check		3.82
Total for Check Number 15868:				3.82
15869	UB*05704	Kevin Sartin	12/19/2024	
		Refund Check		91.21
		Refund Check		4.43
		Refund Check		2.59
		Refund Check		5.42
Total for Check Number 15869:				103.65
15870	UB*05707	Taylor Morrison	12/19/2024	
		Refund Check		1,621.27
		Refund Check		92.12
		Refund Check		401.84
		Refund Check		108.19
		Refund Check		185.46
Total for Check Number 15870:				2,408.88
15871	UB*05716	Tri Pointe Homes	12/19/2024	
		Refund Check		28.16
		Refund Check		12.88
Total for Check Number 15871:				41.04
15872	UB*05718	Brittany Turner	12/19/2024	
		Refund Check		64.97
Total for Check Number 15872:				64.97
15873	UB*05706	Alice Wang	12/19/2024	
		Refund Check		84.03
Total for Check Number 15873:				84.03
15874	10000	A C Propane Co	12/19/2024	
	238393	Service Call - 13697 Oak Glen Rd		407.00
	247477	Propane Refill Nov 2024 - 9781 Avenida Miravilla		192.97
	247477	Propane Refill Nov 2024 - 9781 Avenida Miravilla		192.97
	247477	Propane Refill Nov 2024 - 9781 Avenida Miravilla		-192.97
	247478	Propane Refill Nov 2024 - 13697 Oak Glen Rd		496.00
	247478	Propane Refill Nov 2024 - 13697 Oak Glen Rd		-496.00
	247478	Propane Refill Nov 2024 - 13697 Oak Glen Rd		496.00
	247479	Propane Refill Nov 2024 - 13695 Oak Glen Rd		208.14
	247479	Propane Refill Nov 2024 - 13695 Oak Glen Rd		-208.14
	247479	Propane Refill Nov 2024 - 13695 Oak Glen Rd		208.14
Total for Check Number 15874:				1,304.11

Check No	Vendor No Invoice No	Vendor Name Description	Check Date Reference	Check Amount
15875	10792 12192024	A-1 Financial Services Prepaid - January 2025 Rent - 851 E. 6th St Eng Office	12/19/2024	2,896.00
Total for Check Number 15875:				2,896.00
15876	10003 60414	All Purpose Rental Chop saw Blade - 12th/Palm	12/19/2024	169.17
Total for Check Number 15876:				169.17
15877	10144 LYUM1851158 LYUM1852696 LYUM1852697	Alsco Inc Cleaning Mats/Shop Towels 12th/Palm Dec 2024 Cleaning Mats/Air Fresheners 560 Magnolia Dec 2024 Cleaning Mats/Shop Towels 12th/Palm Dec 2024	12/19/2024	31.05 48.54 31.05
Total for Check Number 15877:				110.64
15878	10420 1J6C-LK1G-DXDY	Amazon Capital Services, Inc. Office Supplies	12/19/2024	43.93
Total for Check Number 15878:				43.93
15879	10695 2481 2492 2492	B-81 Paving Inc Paving - Elm Ave Pipeline Project 10 Service Line Repair - City of Beaumont 7 Main Line Repair - City of Beaumont	12/19/2024	17,020.00 18,155.15 10,028.60
Total for Check Number 15879:				45,203.75
15880	10305 B-294 B-294 B-294 B-294	Beaumont Basin Watermaster Dudek WM No 24-38 Thomas Harder Administrative Services WM No 24-34 Thomas Harder Administrative Services WM No 24-36 Thomas Harder Engineering Services WM No 24-39	12/19/2024	16,327.60 260.00 12,876.00 20,386.00
Total for Check Number 15880:				49,849.60
15881	10382 5696	Beaumont Power Equipment Inc Labor - Cut Off Saw Maintenance	12/19/2024	25.99
Total for Check Number 15881:				25.99
15882	10173 300016720	California Society of Municipal Finance Officers 2025 Membership Dues - W Clayton	12/19/2024	150.00
Total for Check Number 15882:				150.00
15883	10351 T1-0360739 T1-0360788	Cherry Valley Nursery & Landscape Supply Sod - Service Repair at 12th/Palm Rose Bushes - 560 Magnolia Ave	12/19/2024	60.34 450.24
Total for Check Number 15883:				510.58
15884	10266 18971	Cozad & Fox Inc. Design & Engineering Services - B Line Replacement Proj	12/19/2024	1,532.10
Total for Check Number 15884:				1,532.10
15885	10772 8148	CV Strategies Strategic Communication Services - November 2024	12/19/2024	3,865.00
Total for Check Number 15885:				3,865.00

Check No	Vendor No Invoice No	Vendor Name Description	Check Date Reference	Check Amount
15886	11228	D I Ready Cleaning Service, Inc	12/19/2024	
	188	Dec 2024 Janitorial Services for 815 E 12th		534.00
	188	Dec 2024 Janitorial Services for 560 Magnolia		1,028.00
	188	Dec 2024 Janitorial Services for 851 E 6th St		288.00
Total for Check Number 15886:				1,850.00
15887	10600 12032024	Gaucho Pest Control Inc. NCR I Rodent Control Dec 2024	12/19/2024	1,000.00
Total for Check Number 15887:				1,000.00
15888	10337 20547 20591	Hilltop Geotechnical, Inc Soil Compaction/Testing - Noble Pipeline Soil Compaction/Testing - Noble Pipeline	12/19/2024	7,810.00 5,424.00
Total for Check Number 15888:				13,234.00
15889	10800 1429 1447	Kyle Irwin Service Call - 13695 Oak Glen Rd Install New Thermostat - 13095 Oak Glen Rd	12/19/2024	1,620.00 145.00
Total for Check Number 15889:				1,765.00
15890	10674 1230797	Michael Baker International Engineering & Design Services - 2850 Booster Station	12/19/2024	7,587.75
Total for Check Number 15890:				7,587.75
15891	10143 16034	Nobel Systems Inc GeoViewer Annual Subscription Renewal 01/01-12/31/2025	12/19/2024	11,500.00
Total for Check Number 15891:				11,500.00
15892	10223 250346 250347	Richards, Watson & Gershon Legal Services Oct Board Approval 12/11/2024 Legal Services Oct Board Approval 12/11/2024	12/19/2024	10,065.00 3,943.20
Total for Check Number 15892:				14,008.20
15893	11295 1061-8649 11302024	Melissa Rodriguez-Elizondo Reimbursement - Year End Payroll Training - M Rodriguez-Elizondo Mileage Reimbursement - M Rodriguez-Elizondo Nov 2024	12/19/2024	134.00 60.84
Total for Check Number 15893:				194.84
15894	10568 12052024	Daniel Slawson Mileage - ACWA Conf - D Slawson 12/4-12/5/2024	12/19/2024	65.26
Total for Check Number 15894:				65.26
15895	10424 471849	Top-Line Industrial Supply, LLC Clamp & Hoses	12/19/2024	130.16
Total for Check Number 15895:				130.16
15896	11256 1180	Water Resources Economics Rate Study - November 2024	12/19/2024	11,655.00
Total for Check Number 15896:				11,655.00

Check No	Vendor No Invoice No	Vendor Name Description	Check Date Reference	Check Amount
15897	11297 12052024	Dontae Williams Reimb - AWC Distribution System Basics Training - D Williams	12/19/2024	349.99
Total for Check Number 15897:				349.99
Total for 12/19/2024:				459,451.11
ACH	10031 6019374382 6019374383 6019826933	Staples Business Advantage Office Supplies Office Supplies IT Office Supplies	12/26/2024	16.15 13.94 442.17
Total for this ACH Check for Vendor 10031:				472.26
ACH	10138 HW201 Dec 2024	ARCO Business Solutions ARCO Fuel Charges 12/17-12/23/2024	12/26/2024	2,117.32
Total for this ACH Check for Vendor 10138:				2,117.32
15898	UB*05710	Splash Car Spa Refund Check Refund Check Refund Check Refund Check	12/26/2024	193.28 2,271.48 52.04 89.20
Total for Check Number 15898:				2,606.00
15899	UB*05602	Tyna Tybor Reissue - Refund Check	12/26/2024	150.00
Total for Check Number 15899:				150.00
15900	10001 11302024 11302024 11302024 11302024 11302024	Action True Value Hardware General Supplies Maint & Repair - Pumping Equip Supplies Transmission & Distribution Small Tools Supplies Maint & Repair - Safety Equip Supplies Meter Maint & Service Supplies	12/26/2024	36.93 17.32 75.21 16.15 13.33
Total for Check Number 15900:				158.94
15901	10420 1W3G-WDWJ-3LT4	Amazon Capital Services, Inc. Office Supplies	12/26/2024	22.62
Total for Check Number 15901:				22.62
15902	10695 2472-Revised 2472-Revised	B-81 Paving Inc 4 Service Line Repairs 3 Main Line Repairs	12/26/2024	8,750.50 9,139.00
Total for Check Number 15902:				17,889.50
15903	10272 11302024 11302024 11302024	Babcock Laboratories Inc 4 Nitrate Samples 60 Coliform Water Samples 15 General Physical Analysis Samples	12/26/2024	79.24 3,121.80 594.60
Total for Check Number 15903:				3,795.64

Check No	Vendor No Invoice No	Vendor Name Description	Check Date Reference	Check Amount
15904	10271	Beaumont Ace Home Center	12/26/2024	
	11302024	Transmission & Distribution Small Tools Supplies		545.30
	11302024	Property Maintenance & Repairs		38.10
	11302024	Materials - 12th & Palm Refurbishment		600.56
	11302024	Maint & Repair - 39500 Brookside Ave Supplies		58.12
	11302024	General Supplies		37.52
	11302024	Well 25 - Property Maintenance & Repairs		62.99
	11302024	Maint & Repair - 560 Magnolia Ave Supplies		6.34
	11302024	Production Small Tools Supplies		93.61
	11302024	Maint & Repair - 851 E 6th St Supplies		6.02
	11302024	Maint & Repair - General Building Supplies		42.44
	11302024	Maint & Repair - Pumping Equip Supplies		214.45
	11302024	General Safety Supplies		97.83
	11302024	Backflow Maintenance		102.48
Total for Check Number 15904:				1,905.76
15905	10774	Jesus Camacho	12/26/2024	
	0592073	(25) Truck Washes - Oct 2024		310.00
	0592077	(25) Truck Washes - Nov 2024		310.00
	0592079	(25) Truck Washes - Nov 2024		310.00
	0592083	(25) Truck Washes - Nov 2024		310.00
	0592105	(25) Truck Washes - Sep 2024		310.00
	0592108	(25) Truck Washes - Sep 2024		310.00
	0592110	(25) Truck Washes - Sep 2024		310.00
	0592111	(25) Truck Washes - Sep 2024		310.00
	0592114	(25) Truck Washes - Sep 2024		310.00
Total for Check Number 15905:				2,790.00
15906	10112	Cla-Val	12/26/2024	
	907482	Cla Val Maintenance - Well 21		2,038.13
	907482	Labor - Cla Val Maintenance - Well 21		2,872.00
	907486	Cla Val Maintenance - Palmer PRV		1,687.29
	907486	Labor - Cla Val Maintenance - Palmer PRV		2,872.00
	907489	Labor - Cla Val Maintenance - Lower Oak Glen PRV		2,333.50
	907489	Cla Val Maintenance - Lower Oak Glen PRV		1,072.70
Total for Check Number 15906:				12,875.62
15907	10942	Diamond Environmental Services LP	12/26/2024	
	0005894333	Basin Handwash Station Rental - 39500 Brookside 12/09-01/05/25		155.65
	0005900804	(1) Rental and Service Portable Restroom 12/16-01/12/25		97.70
	0005900805	(2) Rental and Service Handicap Portable Restroom 12/16-01/12/25		341.55
Total for Check Number 15907:				594.90
15908	11142	Pro-Vigil Inc	12/26/2024	
	IN-372862	Monitoring Program - 39500 Brookside - 12/13-01/09/2025		3,753.76
Total for Check Number 15908:				3,753.76
15909	10341	State Water Resources Control Board	12/26/2024	
	WD-0284241	Annual Permit Fee - Fac 4DW0527 - 07/01/2024-06/30/2025		3,630.00
Total for Check Number 15909:				3,630.00
15910	10424	Top-Line Industrial Supply, LLC	12/26/2024	
	472433	Hex Nipple Adapter - Unit 49		114.46
	472456	Hex Nipple Adapter - Unit 49		114.46
Total for Check Number 15910:				228.92



Check No	Vendor No Invoice No	Vendor Name Description	Check Date Reference	Check Amount
15911	10035 INV00554636	USA Blue Book 0.5 LPM Regulator & CalGas 58L	12/26/2024	393.56
Total for Check Number 15911:				393.56
Total for 12/26/2024:				53,384.80
ACH	10781 10019	Umpqua Bank C R & R Incorporated	12/27/2024	
		Monthly Charges 3 YD Commercial Bin - Cherry Yard - Nov 2024		366.32
		Monthly Charges 3 YD Locked Recycle - 39500 Brookside - Nov 2024		148.22
		Monthly Charges 3 YD Commercial Bin - 39500 Brookside - Nov 2024		366.32
	10037	Waste Management Of Inland Empire		
		Recycling Dumpster Charges - 815 E 12th Nov 2024		111.82
		Organics Cart Charges - 815 E 12th Nov 2024		62.46
		Yard Dumpsters - 815 E 12th Nov 2024		369.22
		Recycling Dumpster Charges - 560 Magnolia Nov 2024		114.28
		Monthly Sanitation - 560 Magnolia Nov 2024		138.78
	10052	Home Depot Credit Services		
		Employee Retention - Holiday Decorations		163.06
		Employee Retention - Holiday Decorations		207.06
	10063	The Record Gazette		
		Notice Inviting Bids - Reservoir Cleaning Inspection & Minor Rep		565.47
	10116	Verizon Wireless Services LLC		
		Cell Phone/iPad Charges for Oct 2024		2,015.49
	10135	Big Time Design		
		Uniforms - Distribution Field Staff		618.49
	10224	Legal Shield		
		Monthly Prepaid Legal for Employees Nov 2024		101.70
	10274	Beaumont Chamber of Commerce		
		Chamber Breakfast - Dec 2024 - D Hoffman		25.00
		Chamber Breakfast - Dec 2024 - L Williams		25.00
		Chamber Breakfast - Dec 2024 - D Slawson		25.00
	10397	Wal-Mart		
		Side Table - 12th & Palm Refurbishment		128.22
	10409	Stater Bros		
		Birthday Club Reimbursement		15.18
	10477	Walgreens		
		Birthday Club Reimbursement		325.00
	10546	Frontier Communications		
		10/25-11/24/2024 Nov FIOS/FAX 851 E 6th Street		369.99
		10/10-11/09/2024 Oct FIOS/FAX 12th/Palm		628.46
		10/25-11/24/2024 Nov FIOS/FAX 560 Magnolia Ave		544.68
	10623	WP Engine		
		Web Host for BCVWD Website Nov 2024		290.00
	10692	MMSoft Design		
		Network Monitoring Software Nov 2024		155.83
	10747	Chick-fil-A		
		Birthday Club Reimbursement		172.06
	10766	Sam's Club		
		Employee Retention - Holiday Decorations		403.29
		Annual District Membership Renewal		119.63
	10784	Autodesk, Inc		
		Auto CAD Software 851 E 6th St - Nov 2024		250.00
		Auto CAD Software 851 E 6th St - Nov 2024		1,050.00
	10790	Microsoft		
		Monthly Microsoft Office License - Nov 2024		1,150.00
		Monthly Microsoft Office License - Nov 2024		16.40
		Monthly Microsoft Office License - Nov 2024		15.00
		Monthly Microsoft Office License - Nov 2024		450.00
	10840	Ready Fresh (Arrowhead)		
		Water - 10/23-11/22/2024 - 851 E 6th St		86.94

Check No	Vendor No Invoice No	Vendor Name Description	Check Date Reference	Check Amount
	10859	Party City		
		Employee Retention - Thanksgiving		88.74
	10892	Zoom Video Communications, Inc.		
		(10) Video Conference - Nov 2024		226.49
	10918	Apple.com		
		Cloud Storage - iPads		9.99
	10921	FlaggerJoe		
		(2) Covered Flagging Stations - Heat Stress Safety		1,990.00
	10926	SSD Alarm		
		Service Request - 815 12th Street		797.00
		Alarm Equip/Rent/Service/Monitor - 851 E. 6th Street		72.12
		Alarm Equip/Rent/Service/Monitor - 815 12th Street		145.29
		Alarm Equip/Rent/Service/Monitor - 39500 Brookside Ave		231.39
		Alarm Equip/Rent/Service/Monitor - 560 Magnolia Ave		336.49
		Alarm Equip/Rent/Service/Monitor - 11083 Cherry Ave		55.23
		Service Request - 815 12th Street		94.50
	10968	Great Place to Work Institute, Inc		
		2023 Great Place to Work Award Plaque		140.09
	10978	Nextiva, Inc.		
		Monthly Phone Service Nov 2024		3,301.74
	11120	Best, Best & Kreiger, LLP		
		Form 700 Training - L Kerney		75.00
	11143	Ferguson US Holdings, Inc		
		Dechlorinator and Fire Hose		2,381.63
	11157	Francotyp-Postalia Inc		
		Postage - Postage Machine		414.00
	11169	Space Exploration Technologies Corp		
		Back Up Internet - Dec 2024		750.00
	11193	Mitsogo, Inc		
		Cyber Security - iPads - Nov 2024		81.00
	11216	DNS Filter		
		Monthly Spam Filter - Nov 2024		225.00
	11218	Kimpton Sawyer Hotel		
		Hotel - Water Education Summit - L Williams - 10/29-10/30/2024		473.65
		Hotel - Water Education Summit - D Slawson - 10/29-10/31/2024		822.34
	11233	Canva US, Inc		
		Graphic Design Software Subscription - Public Outreach Nov 2024		450.00
	11240	Adobe		
		Acrobat Pro Subscription December 2024		719.70
	11252	OpenAI, LLC		
		ChatGPT Subscription - Dec 2024		310.25
	11263	CBPELSG		
		Biennial Renewal - Civil Engineer - D Jagers		180.00
	11280	Constant Contact		
		Communication Subscription 11/29-11/05/2024		80.00
	11296	ATTN: John Lindsay Snap-On Tools		
		Ratchets - Unit 51		495.11
		Total for this ACH Check for Vendor 10781:		26,541.12
		Total for 12/27/2024:		26,541.12
		Report Total (177 checks):		1,006,103.66

General Ledger  
Budget Variance Revenue

User: wclayton  
Printed: 1/30/2025 2:50:32 PM  
Period 12 - 12  
Fiscal Year 2024

**Beaumont-Cherry Valley Water District**  
560 Magnolia Avenue  
Beaumont CA 92223  
(951) 845-9581  
www.bcvwd.org



Account Number	Description	Budget	Period Amt	End Bal	Variance	Encumbered	% Avail/ Uncollect
<b>50</b>	<b>GENERAL</b>						
01-50-510-419051	Grant Revenue	\$ 397,000.00	\$ 1,170,983.15	\$ 1,636,334.80	\$ (1,239,334.80)	\$ -	-312.18%
	<b>Grant Rev</b>	<b>\$ 397,000.00</b>	<b>\$ 1,170,983.15</b>	<b>\$ 1,636,334.80</b>	<b>\$ (1,239,334.80)</b>	<b>\$ -</b>	<b>-312.18%</b>
01-50-510-490001	Interest Income - Bonita Vista	\$ 1,000.00	\$ 37.56	\$ 262.37	\$ 737.63	\$ -	73.76%
01-50-510-490011	Interest Income - Fairway Cnyn	\$ 223,500.00	\$ 223,120.90	\$ 223,120.90	\$ 379.10	\$ -	0.17%
01-50-510-490021	Interest Income - General	\$ 1,249,000.00	\$ 626,865.63	\$ 3,222,073.57	\$ (1,973,073.57)	\$ -	-157.97%
01-50-510-490041	Rlzd Gain/Loss on Investment	\$ -	\$ 0.02	\$ (33,342.70)	\$ 33,342.70	\$ -	0.00%
01-50-510-490051	Net Amort/Accret on Investment	\$ 278,000.00	\$ 16,034.72	\$ 262,261.76	\$ 15,738.24	\$ -	5.66%
	<b>Interest Income</b>	<b>\$ 1,751,500.00</b>	<b>\$ 866,058.83</b>	<b>\$ 3,674,375.90</b>	<b>\$ (1,922,875.90)</b>	<b>\$ -</b>	<b>-109.78%</b>
01-50-510-481001	Capacity Fees-Wells	\$ 388,000.00	\$ 1,936.00	\$ 57,692.80	\$ 330,307.20	\$ -	85.13%
01-50-510-481006	Cap Fees-Water Rights (SWP)	\$ 245,000.00	\$ 1,225.00	\$ 36,505.00	\$ 208,495.00	\$ -	85.10%
01-50-510-481012	Cap Fees-Water Treatment Plant	\$ 185,000.00	\$ 921.00	\$ 27,445.80	\$ 157,554.20	\$ -	85.16%
01-50-510-481018	Cap Fees-Local Water Resources	\$ 97,000.00	\$ 485.00	\$ 14,453.00	\$ 82,547.00	\$ -	85.10%
01-50-510-481024	Cap Fees-Recycled Water	\$ 281,000.00	\$ 1,402.00	\$ 56,500.60	\$ 224,499.40	\$ -	79.89%
01-50-510-481030	Cap Fees-Transmission	\$ 314,000.00	\$ 1,568.00	\$ 46,726.40	\$ 267,273.60	\$ -	85.12%
01-50-510-481036	Cap Fees-Storage	\$ 402,000.00	\$ 2,008.00	\$ 59,838.40	\$ 342,161.60	\$ -	85.11%
01-50-510-481042	Cap Fees-Booster	\$ 28,000.00	\$ 139.00	\$ 4,142.20	\$ 23,857.80	\$ -	85.21%
01-50-510-481048	Cap Fees-Pressure Reducing Stn	\$ 15,000.00	\$ 71.00	\$ 2,115.80	\$ 12,884.20	\$ -	85.89%
01-50-510-481054	Cap Fees-Miscellaneous Project	\$ 13,000.00	\$ 62.00	\$ 1,847.60	\$ 11,152.40	\$ -	85.79%
01-50-510-481060	Cap Fees-Financing Costs	\$ 61,000.00	\$ 305.00	\$ 9,532.55	\$ 51,467.45	\$ -	84.37%
01-50-510-485001	Front Footage Fees	\$ 24,000.00	\$ -	\$ 19,316.70	\$ 4,683.30	\$ -	19.51%
	<b>Non-Operating Revenue</b>	<b>\$ 2,053,000.00</b>	<b>\$ 10,122.00</b>	<b>\$ 336,116.85</b>	<b>\$ 1,716,883.15</b>	<b>\$ -</b>	<b>83.63%</b>
01-50-510-410100	Sales	\$ 6,072,000.00	\$ 584,320.45	\$ 6,484,049.21	\$ (412,049.21)	\$ -	-6.79%
01-50-510-410151	Agricultural Irrigation Sales	\$ 27,000.00	\$ -	\$ 23,826.59	\$ 3,173.41	\$ -	11.75%
01-50-510-410171	Construction Sales	\$ 93,500.00	\$ 5,531.76	\$ 30,564.63	\$ 62,935.37	\$ -	67.31%
01-50-510-413001	Backflow Administration Charge	\$ 69,500.00	\$ 11,273.33	\$ 92,363.76	\$ (22,863.76)	\$ -	-32.90%
01-50-510-413011	Fixed Meter Charges	\$ 5,630,500.00	\$ 493,082.19	\$ 5,923,504.53	\$ (293,004.53)	\$ -	-5.20%
01-50-510-413021	Meter Fees	\$ 300,000.00	\$ 52,116.00	\$ 709,490.00	\$ (409,490.00)	\$ -	-136.50%
01-50-510-415001	SGPWA Importation Charges	\$ 3,783,000.00	\$ 342,254.16	\$ 3,778,622.22	\$ 4,377.78	\$ -	0.12%
01-50-510-415011	SCE Power Charges	\$ 2,207,000.00	\$ 199,648.26	\$ 2,204,212.92	\$ 2,787.08	\$ -	0.13%
01-50-510-417001	2nd Notice Charges	\$ 82,000.00	\$ 7,620.00	\$ 85,920.00	\$ (3,920.00)	\$ -	-4.78%

Account Number	Description	Budget	Period Amt	End Bal	Variance	Encumbered	% Avail/ Uncollect
01-50-510-417011	3rd Notice Charges	\$ 104,500.00	\$ 14,745.00	\$ 130,155.00	\$ (25,655.00)	\$ -	-24.55%
01-50-510-417021	Account Reinstatement Fees	\$ 39,000.00	\$ 7,450.00	\$ 39,700.00	\$ (700.00)	\$ -	-1.79%
01-50-510-417031	Lien Processing Fees	\$ 12,000.00	\$ 1,190.00	\$ 4,760.00	\$ 7,240.00	\$ -	60.33%
01-50-510-417041	Credit Check Processing Fees	\$ 18,500.00	\$ 1,720.00	\$ 21,260.00	\$ (2,760.00)	\$ -	-14.92%
01-50-510-417051	Return Check Fees	\$ 5,500.00	\$ 450.00	\$ 6,775.00	\$ (1,275.00)	\$ -	-23.18%
01-50-510-417061	Customer Damages	\$ 22,500.00	\$ 3,580.00	\$ 54,940.22	\$ (32,440.22)	\$ -	-144.18%
01-50-510-417071	After-Hours Call Out Charges	\$ 3,000.00	\$ 500.00	\$ 3,200.00	\$ (200.00)	\$ -	-6.67%
01-50-510-417081	Bench Test Fees (Credits)	\$ 500.00	\$ 100.00	\$ 200.00	\$ 300.00	\$ -	60.00%
01-50-510-417091	Credit Card Processing Fees	\$ 125,000.00	\$ 6,140.10	\$ 121,922.93	\$ 3,077.07	\$ -	2.46%
01-50-510-419001	Rebates and Reimbursements	\$ -	\$ -	\$ -	\$ -	\$ -	0.00%
01-50-510-419011	Development Income	\$ 226,000.00	\$ 11,928.24	\$ 186,724.05	\$ 39,275.95	\$ -	17.38%
01-50-510-419012	Development Income - GIS	\$ 308,000.00	\$ -	\$ -	\$ 308,000.00	\$ -	100.00%
01-50-510-419031	Well Maintenance Reimbursement	\$ 162,000.00	\$ 4,463.35	\$ 15,995.59	\$ 146,004.41	\$ -	90.13%
01-50-510-419061	Miscellaneous Income	\$ 1,000.00	\$ 6,239.47	\$ 54,271.43	\$ (53,271.43)	\$ -	-5327.14%
	<b>Operating Revenue</b>	<b>\$ 19,292,000.00</b>	<b>\$ 1,754,352.31</b>	<b>\$ 19,972,458.08</b>	<b>\$ (680,458.08)</b>	<b>\$ -</b>	<b>-3.53%</b>
01-50-510-471011	Maint Fees - 13695 Oak Glen Rd	\$ 8,000.00	\$ 584.08	\$ 6,991.40	\$ 1,008.60	\$ -	12.61%
01-50-510-471021	Maint Fees - 13697 Oak Glen Rd	\$ 9,000.00	\$ 652.16	\$ 7,806.38	\$ 1,193.62	\$ -	13.26%
01-50-510-471031	Maint Fees - 9781 AveMiravilla	\$ 7,000.00	\$ 542.58	\$ 6,493.61	\$ 506.39	\$ -	7.23%
01-50-510-471111	Utilities - 13695 Oak Glen Rd	\$ 6,000.00	\$ 99.21	\$ 3,855.91	\$ 2,144.09	\$ -	35.73%
01-50-510-471121	Utilities - 13697 Oak Glen Rd	\$ 7,000.00	\$ 218.86	\$ 5,225.91	\$ 1,774.09	\$ -	25.34%
01-50-510-471131	Utilities - 9781 Ave Miravilla	\$ 5,000.00	\$ 91.55	\$ 3,835.34	\$ 1,164.66	\$ -	23.29%
	<b>Rent/Utilities</b>	<b>\$ 42,000.00</b>	<b>\$ 2,188.44</b>	<b>\$ 34,208.55</b>	<b>\$ 7,791.45</b>	<b>\$ -</b>	<b>18.55%</b>
<b>Revenue Total</b>		<b>\$ 23,535,500.00</b>	<b>\$ 3,803,704.73</b>	<b>\$ 25,653,494.18</b>	<b>\$ (2,117,994.18)</b>		<b>-9.00%</b>

General Ledger  
Budget Variance Expense

User: wclayton  
Printed: 1/30/2025 2:50:51 PM  
Period 12 - 12  
Fiscal Year 2024

Beaumont-Cherry Valley Water District

560 Magnolia Avenue  
Beaumont CA 92223  
(951) 845-9581  
www.bcvwd.org



Account Number	Description	Budget	Period Amt	End Bal	Variance	Encumbered	% Avail/
<b>10</b>	<b>BOARD OF DIRECTORS</b>						
01-10-110-500101	Board of Directors Fees	\$ 124,500.00	\$ 9,484.80	\$ 99,738.60	\$ 24,761.40	\$ -	19.89%
01-10-110-500115	Social Security	\$ 8,000.00	\$ 588.06	\$ 6,183.76	\$ 1,816.24	\$ -	22.70%
01-10-110-500120	Medicare	\$ 2,000.00	\$ 137.53	\$ 1,446.34	\$ 553.66	\$ -	27.68%
01-10-110-500125	Health Insurance	\$ 81,500.00	\$ 4,217.36	\$ 52,570.38	\$ 28,929.62	\$ -	35.50%
01-10-110-500140	Life Insurance	\$ 2,500.00	\$ 9.71	\$ 119.58	\$ 2,380.42	\$ -	95.22%
01-10-110-500143	EAP Program	\$ 500.00	\$ 9.55	\$ 114.65	\$ 385.35	\$ -	77.07%
01-10-110-500145	Workers' Compensation	\$ 1,000.00	\$ 68.15	\$ 725.04	\$ 274.96	\$ -	27.50%
01-10-110-500175	Training/Education/Mtgs/Travel	\$ 47,000.00	\$ 296.52	\$ 33,147.13	\$ 13,852.87	\$ -	29.47%
	<b>Board of Directors Personnel</b>	<b>\$ 267,000.00</b>	<b>\$ 14,811.68</b>	<b>\$ 194,045.48</b>	<b>\$ 72,954.52</b>	<b>\$ -</b>	<b>27.32%</b>
01-10-110-550043	Supplies-Other	\$ 1,500.00	\$ -	\$ 1,354.81	\$ 145.19	\$ -	9.68%
	<b>Board of Directors Materials &amp; Supplies</b>	<b>\$ 1,500.00</b>	<b>\$ -</b>	<b>\$ 1,354.81</b>	<b>\$ 145.19</b>	<b>\$ -</b>	<b>9.68%</b>
01-10-110-550012	Election Expenses	\$ 12,000.00	\$ -	\$ 6.00	\$ 11,994.00	\$ -	99.95%
01-10-110-550051	Advertising/Legal Notices	\$ 2,000.00	\$ -	\$ -	\$ 2,000.00	\$ -	100.00%
	<b>Board of Directors Services</b>	<b>\$ 14,000.00</b>	<b>\$ -</b>	<b>\$ 6.00</b>	<b>\$ 13,994.00</b>	<b>\$ -</b>	<b>99.96%</b>
<b>Expense Total</b>	<b>BOARD OF DIRECTORS</b>	<b>\$ 282,500.00</b>	<b>\$ 14,811.68</b>	<b>\$ 195,406.29</b>	<b>\$ 87,093.71</b>	<b>\$ -</b>	<b>30.83%</b>
<b>20</b>	<b>ENGINEERING</b>						
<b>210</b>	<b>Engineering Personnel</b>						
01-20-210-500105	Labor	\$ 511,000.00	\$ 28,352.80	\$ 318,203.87	\$ 192,796.13	\$ -	37.73%
01-20-210-500114	Incentive Pay	\$ 2,500.00	\$ -	\$ -	\$ 2,500.00	\$ -	100.00%
01-20-210-500115	Social Security	\$ 39,000.00	\$ 1,059.45	\$ 19,578.46	\$ 19,421.54	\$ -	49.80%
01-20-210-500120	Medicare	\$ 9,500.00	\$ 568.08	\$ 5,035.32	\$ 4,464.68	\$ -	47.00%
01-20-210-500125	Health Insurance	\$ 89,500.00	\$ 6,363.13	\$ 65,030.49	\$ 24,469.51	\$ -	27.34%
01-20-210-500140	Life Insurance	\$ 1,000.00	\$ 44.47	\$ 503.11	\$ 496.89	\$ -	49.69%
01-20-210-500143	EAP Program	\$ 500.00	\$ 11.93	\$ 92.22	\$ 407.78	\$ -	81.56%
01-20-210-500145	Workers' Compensation	\$ 5,000.00	\$ 267.74	\$ 2,943.54	\$ 2,056.46	\$ -	41.13%
01-20-210-500150	Unemployment Insurance	\$ 1,500.00	\$ -	\$ -	\$ 1,500.00	\$ -	100.00%
01-20-210-500155	Retirement/CalPERS	\$ 54,500.00	\$ 1,776.40	\$ 28,939.30	\$ 25,560.70	\$ -	46.90%
01-20-210-500165	Uniforms and Employee Benefits	\$ 600.00	\$ -	\$ 532.71	\$ 67.29	\$ -	11.22%
01-20-210-500175	Training/Education/Mtgs/Travel	\$ 7,900.00	\$ -	\$ 1,260.51	\$ 6,639.49	\$ -	84.04%

Account Number	Description	Budget	Period Amt	End Bal	Variance	Encumbered	% Avail/
01-20-210-500180	Accrued Sick Leave Expense	\$ 30,000.00	\$ 1,720.60	\$ 4,436.17	\$ 25,563.83	\$ -	85.21%
01-20-210-500185	Accrued Vacation Leave Expense	\$ 25,000.00	\$ -	\$ 8,509.30	\$ 16,490.70	\$ -	65.96%
01-20-210-500187	Accrued Leave Payments	\$ 18,500.00	\$ 9,084.00	\$ 15,897.00	\$ 2,603.00	\$ -	14.07%
01-20-210-500195	CIP Related Labor	\$ (225,000.00)	\$ (5,419.73)	\$ (33,281.54)	\$ (191,718.46)	\$ -	85.21%
<b>220</b>	<b>Development Services Personnel</b>						
01-20-220-500105	Labor	\$ 78,000.00	\$ 4,684.61	\$ 74,689.95	\$ 3,310.05	\$ -	4.24%
01-20-220-500115	Social Security	\$ 5,500.00	\$ 194.80	\$ 4,341.87	\$ 1,158.13	\$ -	21.06%
01-20-220-500120	Medicare	\$ 1,500.00	\$ 67.99	\$ 1,084.17	\$ 415.83	\$ -	27.72%
01-20-220-500125	Health Insurance	\$ 19,000.00	\$ 882.30	\$ 12,711.24	\$ 6,288.76	\$ -	33.10%
01-20-220-500140	Life Insurance	\$ 500.00	\$ 9.47	\$ 111.12	\$ 388.88	\$ -	77.78%
01-20-220-500143	EAP Program	\$ 500.00	\$ 1.44	\$ 14.78	\$ 485.22	\$ -	97.04%
01-20-220-500145	Workers' Compensation	\$ 1,000.00	\$ 35.81	\$ 659.75	\$ 340.25	\$ -	34.03%
01-20-220-500150	Unemployment Insurance	\$ 1,500.00	\$ -	\$ -	\$ 1,500.00	\$ -	100.00%
01-20-220-500155	Retirement/CalPERS	\$ 6,500.00	\$ 271.04	\$ 5,919.55	\$ 580.45	\$ -	8.93%
01-20-220-500180	Accrued Sick Leave Expense	\$ 4,500.00	\$ -	\$ -	\$ 4,500.00	\$ -	100.00%
01-20-220-500185	Accrued Vacation Leave Expense	\$ 5,000.00	\$ -	\$ -	\$ 5,000.00	\$ -	100.00%
	<b>ENGINEERING Personnel</b>	<b>\$ 694,500.00</b>	<b>\$ 49,976.33</b>	<b>\$ 537,212.89</b>	<b>\$ 157,287.11</b>	<b>\$ -</b>	<b>22.65%</b>
01-20-210-540048	Permits, Fees & Licensing	\$ 3,000.00	\$ -	\$ -	\$ 3,000.00	\$ -	100.00%
01-20-210-550029	Administrative Expenses	\$ 11,000.00	\$ -	\$ 7,800.00	\$ 3,200.00	\$ -	29.09%
01-20-210-550046	Office Equipment	\$ 6,000.00	\$ -	\$ 4,356.22	\$ 1,643.78	\$ -	27.40%
	<b>Engineering Materials &amp; Supplies</b>	<b>\$ 20,000.00</b>	<b>\$ -</b>	<b>\$ 12,156.22</b>	<b>\$ 7,843.78</b>	<b>\$ -</b>	<b>39.22%</b>
01-20-210-500190	Temporary Labor	\$ 45,000.00	\$ 796.40	\$ 43,572.64	\$ 1,427.36	\$ -	3.17%
01-20-210-540014	Development Reimbursable GIS	\$ 50,000.00	\$ -	\$ -	\$ 50,000.00	\$ -	100.00%
01-20-210-550030	Membership Dues	\$ 2,000.00	\$ -	\$ 279.99	\$ 1,720.01	\$ -	86.00%
01-20-210-550051	Advertising/Legal Notices	\$ 5,000.00	\$ -	\$ 102.28	\$ 4,897.72	\$ -	97.95%
01-20-210-580031	Outside Engineering	\$ 120,000.00	\$ -	\$ 43,905.00	\$ 76,095.00	\$ -	63.41%
	<b>Engineering Services</b>	<b>\$ 222,000.00</b>	<b>\$ 796.40</b>	<b>\$ 87,859.91</b>	<b>\$ 134,140.09</b>	<b>\$ -</b>	<b>60.42%</b>
<b>Expense Total</b>	<b>ENGINEERING</b>	<b>\$ 936,500.00</b>	<b>\$ 50,772.73</b>	<b>\$ 637,229.02</b>	<b>\$ 299,270.98</b>	<b>\$ -</b>	<b>31.96%</b>
<b>30</b>	<b>FINANCE &amp; ADMINISTRATION</b>						
<b>310</b>	<b>Finance &amp; Administration Personnel</b>						
01-30-310-500105	Labor	\$ 1,011,000.00	\$ 71,802.16	\$ 855,929.71	\$ 155,070.29	\$ -	15.34%
01-30-310-500109	FLSA Overtime	\$ 500.00	\$ -	\$ -	\$ 500.00	\$ -	100.00%
01-30-310-500110	Overtime	\$ 3,000.00	\$ -	\$ 521.50	\$ 2,478.50	\$ -	82.62%
01-30-310-500111	Double Time	\$ 2,500.00	\$ -	\$ 277.44	\$ 2,222.56	\$ -	88.90%
01-30-310-500114	Incentive Pay	\$ 4,000.00	\$ 50.00	\$ 600.00	\$ 3,400.00	\$ -	85.00%
01-30-310-500115	Social Security	\$ 80,500.00	\$ 3,535.92	\$ 52,269.97	\$ 28,230.03	\$ -	35.07%
01-30-310-500120	Medicare	\$ 18,500.00	\$ 1,245.82	\$ 13,827.52	\$ 4,672.48	\$ -	25.26%
01-30-310-500125	Health Insurance	\$ 210,650.00	\$ 13,554.34	\$ 153,133.22	\$ 57,516.78	\$ -	27.30%
01-30-310-500130	CalPERS Health Admin Costs	\$ 3,000.00	\$ 198.38	\$ 2,820.55	\$ 179.45	\$ -	5.98%

**Item 4a**  
**Preliminary**

Account Number	Description	Budget	Period Amt	End Bal	Variance	Encumbered	% Avail/
01-30-310-500140	Life Insurance	\$ 2,000.00	\$ 121.75	\$ 1,368.77	\$ 631.23	\$ -	31.56%
01-30-310-500143	EAP Program	\$ 500.00	\$ 15.28	\$ 164.80	\$ 335.20	\$ -	67.04%
01-30-310-500145	Workers' Compensation	\$ 9,000.00	\$ 595.62	\$ 6,971.22	\$ 2,028.78	\$ -	22.54%
01-30-310-500150	Unemployment Insurance	\$ 7,500.00	\$ -	\$ 4,262.19	\$ 3,237.81	\$ -	43.17%
01-30-310-500155	Retirement/CalPERS	\$ 222,000.00	\$ 17,126.72	\$ 200,306.48	\$ 21,693.52	\$ -	9.77%
01-30-310-500161	Estimated Current Year OPEB	\$ 104,000.00	\$ -	\$ -	\$ 104,000.00	\$ -	100.00%
01-30-310-500165	Uniforms and Employee Benefits	\$ 1,000.00	\$ -	\$ 757.87	\$ 242.13	\$ -	24.21%
01-30-310-500175	Training/Education/Mtgs/Travel	\$ 37,000.00	\$ 748.49	\$ 14,417.40	\$ 22,582.60	\$ -	61.03%
01-30-310-500180	Accrued Sick Leave Expense	\$ 60,000.00	\$ 575.04	\$ 11,894.68	\$ 48,105.32	\$ -	80.18%
01-30-310-500185	Accrued Vacation Leave Expense	\$ 98,000.00	\$ 11,664.29	\$ 50,211.14	\$ 47,788.86	\$ -	48.76%
01-30-310-500187	Accrued Leave Payments	\$ 101,500.00	\$ 3,928.41	\$ 55,618.47	\$ 45,881.53	\$ -	45.20%
01-30-310-500195	CIP Related Labor	\$ (8,000.00)	\$ -	\$ -	\$ (8,000.00)	\$ -	100.00%
01-30-310-560000	GASB 68 Pension Expense	\$ 215,000.00	\$ -	\$ 135,000.00	\$ 80,000.00	\$ -	37.21%
<b>320</b>	<b>Human Resources &amp; Risk Management Personnel</b>						
01-30-320-500105	Labor	\$ 101,000.00	\$ 7,659.20	\$ 88,467.60	\$ 12,532.40	\$ -	12.41%
01-30-320-500114	Incentive Pay	\$ 1,000.00	\$ -	\$ -	\$ 1,000.00	\$ -	100.00%
01-30-320-500115	Social Security	\$ 7,000.00	\$ 475.12	\$ 5,714.22	\$ 1,285.78	\$ -	18.37%
01-30-320-500120	Medicare	\$ 2,000.00	\$ 111.12	\$ 1,336.34	\$ 663.66	\$ -	33.18%
01-30-320-500125	Health Insurance	\$ 27,500.00	\$ 2,025.34	\$ 24,304.08	\$ 3,195.92	\$ -	11.62%
01-30-320-500140	Life Insurance	\$ 500.00	\$ 11.78	\$ 164.18	\$ 335.82	\$ -	67.16%
01-30-320-500143	EAP Program	\$ 500.00	\$ 1.91	\$ 22.93	\$ 477.07	\$ -	95.41%
01-30-320-500145	Workers' Compensation	\$ 1,000.00	\$ 55.01	\$ 669.69	\$ 330.31	\$ -	33.03%
01-30-320-500150	Unemployment Insurance	\$ 1,500.00	\$ -	\$ -	\$ 1,500.00	\$ -	100.00%
01-30-320-500155	Retirement/CalPERS	\$ 9,000.00	\$ 672.51	\$ 7,947.49	\$ 1,052.51	\$ -	11.69%
01-30-320-500165	Uniforms and Employee Benefits	\$ 220.00	\$ -	\$ 219.10	\$ 0.90	\$ -	0.41%
01-30-320-500175	Training/Education/Mtgs/Travel	\$ 7,000.00	\$ -	\$ 2,250.00	\$ 4,750.00	\$ -	67.86%
01-30-320-500176	Dist Professional Development	\$ 26,000.00	\$ -	\$ 8,388.00	\$ 17,612.00	\$ -	67.74%
01-30-320-500177	General Safety Trng & Supplies	\$ 26,900.00	\$ 750.00	\$ 10,370.71	\$ 16,529.29	\$ -	61.45%
01-30-320-500180	Accrued Sick Leave Expense	\$ 6,000.00	\$ -	\$ 2,279.50	\$ 3,720.50	\$ -	62.01%
01-30-320-500185	Accrued Vacation Leave Expense	\$ 5,500.00	\$ -	\$ 1,367.70	\$ 4,132.30	\$ -	75.13%
01-30-320-550024	Employment Testing	\$ 4,500.00	\$ 860.00	\$ 3,954.11	\$ 545.89	\$ -	12.13%
<b>330</b>	<b>Customer Service Personnel</b>						
01-30-330-500105	Labor	\$ 321,800.00	\$ 22,993.99	\$ 264,986.39	\$ 56,813.61	\$ -	17.65%
01-30-330-500109	FLSA Overtime	\$ 500.00	\$ -	\$ -	\$ 500.00	\$ -	100.00%
01-30-330-500110	Overtime	\$ 8,000.00	\$ 204.75	\$ 5,092.70	\$ 2,907.30	\$ -	36.34%
01-30-330-500111	Double Time	\$ 1,000.00	\$ -	\$ -	\$ 1,000.00	\$ -	100.00%
01-30-330-500114	Incentive Pay	\$ 3,000.00	\$ -	\$ -	\$ 3,000.00	\$ -	100.00%
01-30-330-500115	Social Security	\$ 24,500.00	\$ 1,487.87	\$ 18,031.17	\$ 6,468.83	\$ -	26.40%
01-30-330-500120	Medicare	\$ 6,000.00	\$ 347.99	\$ 4,217.09	\$ 1,782.91	\$ -	29.72%
01-30-330-500125	Health Insurance	\$ 131,500.00	\$ 9,783.56	\$ 103,432.99	\$ 28,067.01	\$ -	21.34%
01-30-330-500140	Life Insurance	\$ 1,000.00	\$ 38.07	\$ 440.98	\$ 559.02	\$ -	55.90%
01-30-330-500143	EAP Program	\$ 500.00	\$ 9.55	\$ 106.52	\$ 393.48	\$ -	78.70%
01-30-330-500145	Workers' Compensation	\$ 3,000.00	\$ 171.80	\$ 2,099.59	\$ 900.41	\$ -	30.01%



**Item 4a**  
**Preliminary**

Account Number	Description	Budget	Period Amt	End Bal	Variance	Encumbered	% Avail/
01-30-330-500150	Unemployment Insurance	\$ 5,000.00	\$ -	\$ -	\$ 5,000.00	\$ -	100.00%
01-30-330-500155	Retirement/CalPERS	\$ 41,500.00	\$ 4,128.82	\$ 41,349.35	\$ 150.65	\$ -	0.36%
01-30-330-500165	Uniforms and Employee Benefits	\$ 900.00	\$ -	\$ 649.13	\$ 250.87	\$ -	27.87%
01-30-330-500175	Training/Education/Mtgs/Travel	\$ 8,100.00	\$ -	\$ 1,361.57	\$ 6,738.43	\$ -	83.19%
01-30-330-500180	Accrued Sick Leave Expense	\$ 15,500.00	\$ 111.50	\$ 5,913.48	\$ 9,586.52	\$ -	61.85%
01-30-330-500185	Accrued Vacation Leave Expense	\$ 21,000.00	\$ 681.74	\$ 14,529.83	\$ 6,470.17	\$ -	30.81%
01-30-330-500187	Accrued Leave Payments	\$ 20,500.00	\$ -	\$ -	\$ 20,500.00	\$ -	100.00%
	<b>FINANCE &amp; ADMINISTRATION Personnel</b>	<b>\$ 3,023,570.00</b>	<b>\$ 177,743.85</b>	<b>\$ 2,180,019.37</b>	<b>\$ 843,550.63</b>	<b>\$ -</b>	<b>27.90%</b>
<b>310</b>	<b>Finance &amp; Administration Materials &amp; Supplies</b>						
01-30-310-550042	Office Supplies	\$ 12,500.00	\$ 1,001.82	\$ 11,484.10	\$ 1,015.90	\$ -	8.13%
01-30-310-550046	Office Equipment	\$ 5,500.00	\$ -	\$ 1,378.21	\$ 4,121.79	\$ -	74.94%
01-30-310-550048	Postage	\$ 51,000.00	\$ 629.78	\$ 7,450.43	\$ 43,549.57	\$ -	85.39%
01-30-310-550066	Subscriptions	\$ 500.00	\$ -	\$ 195.00	\$ 305.00	\$ -	61.00%
01-30-310-550072	Miscellaneous Operating Exp	\$ 2,000.00	\$ -	\$ 1,880.37	\$ 119.63	\$ -	5.98%
01-30-310-550078	Bad Debt Expense	\$ 23,500.00	\$ -	\$ -	\$ 23,500.00	\$ -	100.00%
01-30-310-550084	Depreciation	\$ 3,417,000.00	\$ 284,242.39	\$ 3,466,269.01	\$ (49,269.01)	\$ -	-1.44%
<b>320</b>	<b>Human Resources &amp; Risk Management Materials &amp; Supplies</b>						
01-30-320-550028	District Certification	\$ 6,000.00	\$ -	\$ 4,147.26	\$ 1,852.74	\$ -	30.88%
01-30-320-550042	Office Supplies	\$ 480.00	\$ -	\$ -	\$ 480.00	\$ -	100.00%
<b>330</b>	<b>Customer Service Materials &amp; Supplies</b>						
01-30-330-550006	Cashiering Shortages/Overages	\$ 100.00	\$ 1.00	\$ 34.61	\$ 65.39	\$ -	65.39%
	<b>FINANCE &amp; ADMINISTRATION Materials &amp; Supplies</b>	<b>\$ 3,518,580.00</b>	<b>\$ 285,874.99</b>	<b>\$ 3,492,838.99</b>	<b>\$ 25,741.01</b>	<b>\$ -</b>	<b>0.73%</b>
<b>310</b>	<b>Finance &amp; Administration Services</b>						
01-30-310-500190	Temporary Labor	\$ 60,850.00	\$ -	\$ 60,097.15	\$ 752.85	\$ -	1.24%
01-30-310-550001	Bank/Financial Service Fees	\$ 4,000.00	\$ (1,212.21)	\$ 3,205.90	\$ 794.10	\$ -	19.85%
01-30-310-550030	Membership Dues	\$ 43,000.00	\$ 2,116.25	\$ 41,211.00	\$ 1,789.00	\$ -	4.16%
01-30-310-550051	Advertising/Legal Notices	\$ 5,000.00	\$ -	\$ 1,673.29	\$ 3,326.71	\$ -	66.53%
01-30-310-550054	Property, Auto, General Ins	\$ 250,000.00	\$ 19,066.87	\$ 245,664.40	\$ 4,335.60	\$ -	1.73%
01-30-310-550061	Media Outreach	\$ 10,000.00	\$ -	\$ -	\$ 10,000.00	\$ -	100.00%
01-30-310-580001	Accounting and Audit	\$ 46,000.00	\$ -	\$ 34,303.75	\$ 11,696.25	\$ -	25.43%
01-30-310-580011	General Legal	\$ 79,000.00	\$ 8,286.71	\$ 82,977.71	\$ (3,977.71)	\$ -	-5.04%
01-30-310-580036	Other Professional Services	\$ 341,000.00	\$ 14,201.25	\$ 176,714.09	\$ 164,285.91	\$ -	48.18%
<b>320</b>	<b>Human Resources &amp; Risk Management Services</b>						
01-30-320-550025	Employee Retention	\$ 6,000.00	\$ 113.43	\$ 2,084.08	\$ 3,915.92	\$ -	65.27%
01-30-320-550026	Recruitment Expense	\$ 12,500.00	\$ 89.54	\$ 2,011.13	\$ 10,488.87	\$ -	83.91%
01-30-320-550030	Membership Dues	\$ 2,000.00	\$ 161.73	\$ 1,179.73	\$ 820.27	\$ -	41.01%
01-30-320-550051	Advertising/Legal Notices	\$ 2,000.00	\$ -	\$ 243.95	\$ 1,756.05	\$ -	87.80%
01-30-320-580036	Other Professional Services	\$ 11,000.00	\$ -	\$ 3,111.59	\$ 7,888.41	\$ -	71.71%
<b>330</b>	<b>Customer Service Services</b>						
01-30-330-500190	Temporary Labor	\$ 20,200.00	\$ -	\$ 20,183.48	\$ 16.52	\$ -	0.08%
01-30-330-550008	Transaction/Return Fees	\$ 1,500.00	\$ 41.00	\$ 875.38	\$ 624.62	\$ -	41.64%



**Item 4a**  
**Preliminary**

Account Number	Description	Budget	Period Amt	End Bal	Variance	Encumbered	% Avail/
01-30-330-550010	Transaction/Credit Card Fees	\$ 125,000.00	\$ 7,754.67	\$ 121,948.98	\$ 3,051.02	\$ -	2.44%
01-30-330-550014	Credit Check Fees	\$ 6,500.00	\$ 995.43	\$ 6,712.23	\$ (212.23)	\$ -	-3.27%
01-30-330-550030	Membership Dues	\$ 1,500.00	\$ -	\$ 135.00	\$ 1,365.00	\$ -	91.00%
01-30-330-550036	Notary and Lien Fees	\$ 2,500.00	\$ 40.00	\$ 600.00	\$ 1,900.00	\$ -	76.00%
01-30-330-550050	Utility Billing Service	\$ 99,000.00	\$ 16,878.76	\$ 94,848.17	\$ 4,151.83	\$ -	4.19%
	<b>FINANCE &amp; ADMINISTRATION Services</b>	<b>\$ 1,128,550.00</b>	<b>\$ 68,533.43</b>	<b>\$ 899,781.01</b>	<b>\$ 228,768.99</b>	<b>\$ -</b>	<b>20.27%</b>
<b>Expense Total</b>	<b>FINANCE &amp; ADMINISTRATION</b>	<b>\$ 7,670,700.00</b>	<b>\$ 532,152.27</b>	<b>\$ 6,572,639.37</b>	<b>\$ 1,098,060.63</b>	<b>\$ -</b>	<b>14.31%</b>
<b>35</b>	<b>INFORMATION TECHNOLOGY</b>						
01-35-315-500105	Labor	\$ 169,000.00	\$ 12,846.40	\$ 158,171.30	\$ 10,828.70	\$ -	6.41%
01-35-315-500114	Incentive Pay	\$ 1,000.00	\$ -	\$ -	\$ 1,000.00	\$ -	100.00%
01-35-315-500115	Social Security	\$ 14,000.00	\$ -	\$ 10,068.81	\$ 3,931.19	\$ -	28.08%
01-35-315-500120	Medicare	\$ 3,500.00	\$ 186.42	\$ 2,554.07	\$ 945.93	\$ -	27.03%
01-35-315-500125	Health Insurance	\$ 27,500.00	\$ 1,967.29	\$ 23,607.48	\$ 3,892.52	\$ -	14.15%
01-35-315-500140	Life Insurance	\$ 500.00	\$ 20.83	\$ 249.96	\$ 250.04	\$ -	50.01%
01-35-315-500143	EAP Program	\$ 500.00	\$ 1.91	\$ 22.93	\$ 477.07	\$ -	95.41%
01-35-315-500145	Workers' Compensation	\$ 1,500.00	\$ 92.23	\$ 1,167.61	\$ 332.39	\$ -	22.16%
01-35-315-500150	Unemployment Insurance	\$ 2,500.00	\$ -	\$ -	\$ 2,500.00	\$ -	100.00%
01-35-315-500155	Retirement/CalPERS	\$ 15,000.00	\$ 348.74	\$ 12,589.43	\$ 2,410.57	\$ -	16.07%
01-35-315-500175	Training/Education/Mtgs/Travel	\$ 5,000.00	\$ 4,800.00	\$ 4,800.00	\$ 200.00	\$ -	4.00%
01-35-315-500180	Accrued Sick Leave Expense	\$ 10,000.00	\$ -	\$ -	\$ 10,000.00	\$ -	100.00%
01-35-315-500185	Accrued Vacation Leave Expense	\$ 18,500.00	\$ -	\$ 2,408.70	\$ 16,091.30	\$ -	86.98%
01-35-315-500187	Accrued Leave Payments	\$ 20,500.00	\$ -	\$ 15,435.75	\$ 5,064.25	\$ -	24.70%
01-35-315-500195	CIP Related Labor	\$ (33,000.00)	\$ -	\$ -	\$ (33,000.00)	\$ -	100.00%
	<b>Information Technology Personnel</b>	<b>\$ 256,000.00</b>	<b>\$ 20,263.82</b>	<b>\$ 231,076.04</b>	<b>\$ 24,923.96</b>	<b>\$ -</b>	<b>9.74%</b>
01-35-315-550044	Printing/Toner and Maintenance	\$ 30,000.00	\$ 4,432.71	\$ 17,863.65	\$ 12,136.35	\$ -	40.45%
01-35-315-580016	Computer Hardware	\$ 30,000.00	\$ 3,258.77	\$ 25,271.26	\$ 4,728.74	\$ -	15.76%
01-35-315-580028	Cybersecurity Soft/Hardware	\$ 58,000.00	\$ 4,200.00	\$ 54,526.00	\$ 3,474.00	\$ -	5.99%
01-35-315-580030	Repair/Purchase Radio Comm Eq	\$ 10,000.00	\$ 4,468.01	\$ 9,013.65	\$ 986.35	\$ -	9.86%
	<b>Information Technology Materials &amp; Supplies</b>	<b>\$ 128,000.00</b>	<b>\$ 16,359.49</b>	<b>\$ 106,674.56</b>	<b>\$ 21,325.44</b>	<b>\$ -</b>	<b>16.66%</b>
01-35-315-501511	Telephone/Internet Service	\$ 97,000.00	\$ 5,969.50	\$ 94,068.04	\$ 2,931.96	\$ -	3.02%
01-35-315-501521	Building Alarms and Security	\$ 34,000.00	\$ 1,974.00	\$ 19,446.21	\$ 14,553.79	\$ -	42.81%
01-35-315-540014	GIS Maintenance and Updates	\$ 10,000.00	\$ 2,500.00	\$ 9,200.00	\$ 800.00	\$ -	8.00%
01-35-315-550030	Membership Dues	\$ 3,000.00	\$ -	\$ 1,476.00	\$ 1,524.00	\$ -	50.80%
01-35-315-550058	Cyber Security Liability Ins	\$ 7,500.00	\$ -	\$ 5,582.78	\$ 1,917.22	\$ -	25.56%
01-35-315-580021	IT/Software Support	\$ 8,000.00	\$ -	\$ -	\$ 8,000.00	\$ -	100.00%
01-35-315-580026	License/Maintenance/Support	\$ 297,000.00	\$ 9,630.28	\$ 209,080.49	\$ 87,919.51	\$ -	29.60%
01-35-315-580027	AMR/AMI Annual Support	\$ 163,000.00	\$ 4,186.41	\$ 34,111.35	\$ 128,888.65	\$ -	79.07%
	<b>Information Technology Services</b>	<b>\$ 619,500.00</b>	<b>\$ 24,260.19</b>	<b>\$ 372,964.87</b>	<b>\$ 246,535.13</b>	<b>\$ -</b>	<b>39.80%</b>

Account Number	Description	Budget	Period Amt	End Bal	Variance	Encumbered	% Avail/
<b>Expense Total</b>	<b>INFORMATION TECHNOLOGY</b>	<b>\$ 1,003,500.00</b>	<b>\$ 60,883.50</b>	<b>\$ 710,715.47</b>	<b>\$ 292,784.53</b>	<b>\$ -</b>	<b>29.18%</b>
<b>40</b>	<b>OPERATIONS</b>						
<b>410</b>	<b>Source of Supply Personnel</b>						
01-40-410-500105	Labor	\$ 437,900.00	\$ 30,329.82	\$ 366,265.79	\$ 71,634.21	\$ -	16.36%
01-40-410-500109	FLSA Overtime	\$ 500.00	\$ -	\$ -	\$ 500.00	\$ -	100.00%
01-40-410-500110	Overtime	\$ 20,500.00	\$ 150.83	\$ 12,293.75	\$ 8,206.25	\$ -	40.03%
01-40-410-500111	Double Time	\$ 7,500.00	\$ -	\$ 1,186.85	\$ 6,313.15	\$ -	84.18%
01-40-410-500113	Standby/On-Call	\$ 14,600.00	\$ 960.00	\$ 13,840.00	\$ 760.00	\$ -	5.21%
01-40-410-500114	Incentive Pay	\$ 3,000.00	\$ 200.00	\$ 2,300.00	\$ 700.00	\$ -	23.33%
01-40-410-500115	Social Security	\$ 35,500.00	\$ 2,244.01	\$ 27,829.56	\$ 7,670.44	\$ -	21.61%
01-40-410-500120	Medicare	\$ 8,500.00	\$ 524.81	\$ 6,508.56	\$ 1,991.44	\$ -	23.43%
01-40-410-500125	Health Insurance	\$ 135,500.00	\$ 9,770.81	\$ 118,099.51	\$ 17,400.49	\$ -	12.84%
01-40-410-500140	Life Insurance	\$ 1,000.00	\$ 52.95	\$ 634.61	\$ 365.39	\$ -	36.54%
01-40-410-500143	EAP Program	\$ 500.00	\$ 9.55	\$ 114.51	\$ 385.49	\$ -	77.10%
01-40-410-500145	Workers' Compensation	\$ 18,500.00	\$ 1,337.99	\$ 16,797.39	\$ 1,702.61	\$ -	9.20%
01-40-410-500150	Unemployment Insurance	\$ 15,500.00	\$ -	\$ -	\$ 15,500.00	\$ -	100.00%
01-40-410-500155	Retirement/CalPERS	\$ 140,500.00	\$ 8,048.28	\$ 109,926.71	\$ 30,573.29	\$ -	21.76%
01-40-410-500165	Uniforms and Employee Benefits	\$ 4,000.00	\$ -	\$ 2,588.71	\$ 1,411.29	\$ -	35.28%
01-40-410-500175	Training/Education/Mtgs/Travel	\$ 1,500.00	\$ -	\$ 209.99	\$ 1,290.01	\$ -	86.00%
01-40-410-500180	Accrued Sick Leave Expense	\$ 20,500.00	\$ 1,700.42	\$ 21,670.60	\$ (1,170.60)	\$ -	-5.71%
01-40-410-500185	Accrued Vacation Leave Expense	\$ 37,000.00	\$ 3,988.60	\$ 32,041.69	\$ 4,958.31	\$ -	13.40%
01-40-410-500187	Accrued Leave Payments	\$ 27,500.00	\$ 676.80	\$ 3,384.00	\$ 24,116.00	\$ -	87.69%
01-40-410-500195	CIP Related Labor	\$ (20,000.00)	\$ -	\$ -	\$ (20,000.00)	\$ -	100.00%
<b>430</b>	<b>Cross-Connection/Non-Potable Water Personnel</b>						
01-40-430-500105	Labor	\$ 95,500.00	\$ 7,723.60	\$ 89,077.84	\$ 6,422.16	\$ -	6.72%
01-40-430-500109	FLSA Overtime	\$ 500.00	\$ -	\$ -	\$ 500.00	\$ -	100.00%
01-40-430-500110	Overtime	\$ 6,000.00	\$ -	\$ -	\$ 6,000.00	\$ -	100.00%
01-40-430-500111	Double Time	\$ 1,000.00	\$ -	\$ -	\$ 1,000.00	\$ -	100.00%
01-40-430-500114	Incentive Pay	\$ 1,000.00	\$ 50.00	\$ 550.00	\$ 450.00	\$ -	45.00%
01-40-430-500115	Social Security	\$ 8,500.00	\$ 525.11	\$ 6,129.80	\$ 2,370.20	\$ -	27.88%
01-40-430-500120	Medicare	\$ 2,000.00	\$ 122.82	\$ 1,433.65	\$ 566.35	\$ -	28.32%
01-40-430-500125	Health Insurance	\$ 27,500.00	\$ 2,233.58	\$ 24,744.12	\$ 2,755.88	\$ -	10.02%
01-40-430-500140	Life Insurance	\$ 500.00	\$ 12.15	\$ 146.16	\$ 353.84	\$ -	70.77%
01-40-430-500143	EAP Program	\$ 500.00	\$ 1.91	\$ 22.83	\$ 477.17	\$ -	95.43%
01-40-430-500145	Workers' Compensation	\$ 4,500.00	\$ 319.43	\$ 3,772.18	\$ 727.82	\$ -	16.17%
01-40-430-500150	Unemployment Insurance	\$ 1,500.00	\$ -	\$ -	\$ 1,500.00	\$ -	100.00%
01-40-430-500155	Retirement/CalPERS	\$ 26,500.00	\$ 2,877.90	\$ 25,942.35	\$ 557.65	\$ -	2.10%
01-40-430-500165	Uniforms and Employee Benefits	\$ 1,000.00	\$ -	\$ 433.86	\$ 566.14	\$ -	56.61%
01-40-430-500175	Training/Education/Mtgs/Travel	\$ 1,500.00	\$ -	\$ 574.00	\$ 926.00	\$ -	61.73%
01-40-430-500180	Accrued Sick Leave Expense	\$ 5,000.00	\$ 687.12	\$ 4,718.64	\$ 281.36	\$ -	5.63%
01-40-430-500185	Accrued Vacation Leave Expense	\$ 7,500.00	\$ -	\$ 4,430.04	\$ 3,069.96	\$ -	40.93%
01-40-430-500187	Accrued Leave Payments	\$ 7,000.00	\$ -	\$ -	\$ 7,000.00	\$ -	100.00%

**Item 4a**  
**Preliminary**

Account Number	Description	Budget	Period Amt	End Bal	Variance	Encumbered	% Avail/
<b>440</b>	<b>Transmission &amp; Distribution Personnel</b>						
01-40-440-500105	Labor	\$ 1,233,500.00	\$ 77,986.25	\$ 946,463.94	\$ 287,036.06	\$ -	23.27%
01-40-440-500109	FLSA Overtime	\$ 1,000.00	\$ -	\$ -	\$ 1,000.00	\$ -	100.00%
01-40-440-500110	Overtime	\$ 56,000.00	\$ 3,227.51	\$ 52,499.25	\$ 3,500.75	\$ -	6.25%
01-40-440-500111	Double Time	\$ 25,300.00	\$ 1,429.62	\$ 16,431.33	\$ 8,868.67	\$ -	35.05%
01-40-440-500113	Standby/On-Call	\$ 24,200.00	\$ 2,120.00	\$ 24,330.00	\$ (130.00)	\$ -	-0.54%
01-40-440-500114	Incentive Pay	\$ 7,000.00	\$ -	\$ 50.00	\$ 6,950.00	\$ -	99.29%
01-40-440-500115	Social Security	\$ 96,000.00	\$ 5,027.86	\$ 71,202.33	\$ 24,797.67	\$ -	25.83%
01-40-440-500120	Medicare	\$ 22,500.00	\$ 1,397.86	\$ 16,866.14	\$ 5,633.86	\$ -	25.04%
01-40-440-500125	Health Insurance	\$ 411,500.00	\$ 15,873.44	\$ 221,251.34	\$ 190,248.66	\$ -	46.23%
01-40-440-500140	Life Insurance	\$ 2,500.00	\$ 124.29	\$ 1,568.42	\$ 931.58	\$ -	37.26%
01-40-440-500143	EAP Program	\$ 1,000.00	\$ 26.37	\$ 338.58	\$ 661.42	\$ -	66.14%
01-40-440-500145	Workers' Compensation	\$ 42,500.00	\$ 3,593.95	\$ 37,697.99	\$ 4,802.01	\$ -	11.30%
01-40-440-500155	Retirement/CalPERS	\$ 216,700.00	\$ 19,059.20	\$ 213,216.45	\$ 3,483.55	\$ -	1.61%
01-40-440-500165	Uniforms and Employee Benefits	\$ 16,000.00	\$ 288.55	\$ 15,119.17	\$ 880.83	\$ -	5.51%
01-40-440-500175	Training/Education/Mtgs/Travel	\$ 25,000.00	\$ 464.99	\$ 24,961.78	\$ 38.22	\$ -	0.15%
01-40-440-500180	Accrued Sick Leave Expense	\$ 65,500.00	\$ 1,943.86	\$ 40,494.47	\$ 25,005.53	\$ -	38.18%
01-40-440-500185	Accrued Vacation Leave Expense	\$ 90,000.00	\$ 969.36	\$ 47,221.52	\$ 42,778.48	\$ -	47.53%
01-40-440-500187	Accrued Leave Payments	\$ 79,000.00	\$ 7,599.86	\$ 31,487.16	\$ 47,512.84	\$ -	60.14%
01-40-440-500195	CIP Related Labor	\$ (40,000.00)	\$ (582.39)	\$ (51,217.82)	\$ 11,217.82	\$ -	-28.04%
<b>450</b>	<b>Inspections Personnel</b>						
01-40-450-500105	Labor	\$ 59,000.00	\$ 1,803.70	\$ 11,807.75	\$ 47,192.25	\$ -	79.99%
01-40-450-500110	Overtime	\$ 12,000.00	\$ 314.58	\$ 2,625.40	\$ 9,374.60	\$ -	78.12%
01-40-450-500111	Double Time	\$ 4,500.00	\$ -	\$ 232.28	\$ 4,267.72	\$ -	94.84%
01-40-450-500113	Standby/On-Call	\$ 3,000.00	\$ -	\$ -	\$ 3,000.00	\$ -	100.00%
01-40-450-500115	Social Security	\$ 6,000.00	\$ 131.67	\$ 910.05	\$ 5,089.95	\$ -	84.83%
01-40-450-500120	Medicare	\$ 1,500.00	\$ 30.80	\$ 212.86	\$ 1,287.14	\$ -	85.81%
01-40-450-500125	Health Insurance	\$ 23,500.00	\$ 383.47	\$ 3,329.58	\$ 20,170.42	\$ -	85.83%
01-40-450-500140	Life Insurance	\$ 500.00	\$ 5.37	\$ 21.87	\$ 478.13	\$ -	95.63%
01-40-450-500143	EAP Program	\$ 500.00	\$ 1.51	\$ 5.15	\$ 494.85	\$ -	98.97%
01-40-450-500145	Workers' Compensation	\$ 3,000.00	\$ 78.44	\$ 593.72	\$ 2,406.28	\$ -	80.21%
01-40-450-500155	Retirement/CalPERS	\$ 13,000.00	\$ 155.65	\$ 1,341.65	\$ 11,658.35	\$ -	89.68%
<b>460</b>	<b>Customer Svc &amp; Meter Reading Personnel</b>						
01-40-460-500105	Labor	\$ 176,500.00	\$ 13,936.46	\$ 177,358.22	\$ (858.22)	\$ -	-0.49%
01-40-460-500109	FLSA Overtime	\$ 500.00	\$ -	\$ -	\$ 500.00	\$ -	100.00%
01-40-460-500110	Overtime	\$ 3,000.00	\$ 155.24	\$ 3,061.54	\$ (61.54)	\$ -	-2.05%
01-40-460-500111	Double Time	\$ 2,500.00	\$ -	\$ 1,549.36	\$ 950.64	\$ -	38.03%
01-40-460-500113	Standby/On-Call	\$ 3,000.00	\$ -	\$ -	\$ 3,000.00	\$ -	100.00%
01-40-460-500114	Incentive Pay	\$ 1,500.00	\$ -	\$ -	\$ 1,500.00	\$ -	100.00%
01-40-460-500115	Social Security	\$ 12,500.00	\$ 935.85	\$ 12,497.91	\$ 2.09	\$ -	0.02%
01-40-460-500120	Medicare	\$ 3,000.00	\$ 218.84	\$ 2,922.89	\$ 77.11	\$ -	2.57%
01-40-460-500125	Health Insurance	\$ 60,400.00	\$ 4,965.42	\$ 60,731.98	\$ (331.98)	\$ -	-0.55%
01-40-460-500140	Life Insurance	\$ 500.00	\$ 21.84	\$ 283.13	\$ 216.87	\$ -	43.37%

Account Number	Description	Budget	Period Amt	End Bal	Variance	Encumbered	% Avail/
01-40-460-500143	EAP Program	\$ 500.00	\$ 4.59	\$ 61.88	\$ 438.12	\$ -	87.62%
01-40-460-500145	Workers' Compensation	\$ 7,600.00	\$ 568.42	\$ 7,586.94	\$ 13.06	\$ -	0.17%
01-40-460-500155	Retirement/CalPERS	\$ 60,300.00	\$ 5,153.63	\$ 60,371.00	\$ (71.00)	\$ -	-0.12%
01-40-460-500165	Uniforms and Employee Benefits	\$ 3,000.00	\$ 184.23	\$ 1,232.64	\$ 1,767.36	\$ -	58.91%
01-40-460-500175	Training/Education/Mtgs/Travel	\$ 1,000.00	\$ -	\$ 55.00	\$ 945.00	\$ -	94.50%
01-40-460-500180	Accrued Sick Leave Expense	\$ 7,500.00	\$ 364.56	\$ 4,689.34	\$ 2,810.66	\$ -	37.48%
01-40-460-500185	Accrued Vacation Leave Expense	\$ 13,500.00	\$ (438.60)	\$ 11,069.94	\$ 2,430.06	\$ -	18.00%
01-40-460-500187	Accrued Leave Payments	\$ 8,500.00	\$ -	\$ -	\$ 8,500.00	\$ -	100.00%
01-40-460-500195	CIP Related Labor	\$ (41,000.00)	\$ (728.26)	\$ (28,394.87)	\$ (12,605.13)	\$ -	30.74%
<b>470</b>	<b>Maintenance &amp; General Plant Personnel</b>						
01-40-470-500105	Labor	\$ 168,000.00	\$ 11,141.26	\$ 180,745.82	\$ (12,745.82)	\$ -	-7.59%
01-40-470-500109	FLSA Overtime	\$ 500.00	\$ -	\$ -	\$ 500.00	\$ -	100.00%
01-40-470-500110	Overtime	\$ 3,000.00	\$ 99.23	\$ 1,627.89	\$ 1,372.11	\$ -	45.74%
01-40-470-500111	Double Time	\$ 1,000.00	\$ -	\$ 220.26	\$ 779.74	\$ -	77.97%
01-40-470-500113	Standby/On-Call	\$ 1,400.00	\$ -	\$ -	\$ 1,400.00	\$ -	100.00%
01-40-470-500114	Incentive Pay	\$ 1,500.00	\$ -	\$ -	\$ 1,500.00	\$ -	100.00%
01-40-470-500115	Social Security	\$ 12,300.00	\$ 697.05	\$ 12,027.56	\$ 272.44	\$ -	2.21%
01-40-470-500120	Medicare	\$ 3,000.00	\$ 163.01	\$ 2,820.74	\$ 179.26	\$ -	5.98%
01-40-470-500125	Health Insurance	\$ 58,500.00	\$ 3,133.71	\$ 50,192.41	\$ 8,307.59	\$ -	14.20%
01-40-470-500140	Life Insurance	\$ 500.00	\$ 16.61	\$ 293.34	\$ 206.66	\$ -	41.33%
01-40-470-500143	EAP Program	\$ 500.00	\$ 3.82	\$ 67.22	\$ 432.78	\$ -	86.56%
01-40-470-500145	Workers' Compensation	\$ 7,450.00	\$ 425.51	\$ 7,322.13	\$ 127.87	\$ -	1.72%
01-40-470-500155	Retirement/CalPERS	\$ 15,850.00	\$ 982.85	\$ 15,624.55	\$ 225.45	\$ -	1.42%
01-40-470-500165	Uniforms and Employee Benefits	\$ 2,000.00	\$ 1,185.86	\$ 2,495.30	\$ (495.30)	\$ -	-24.77%
01-40-470-500175	Training/Education/Mtgs/Travel	\$ 2,000.00	\$ 200.00	\$ 200.00	\$ 1,800.00	\$ -	90.00%
01-40-470-500180	Accrued Sick Leave Expenses	\$ 7,000.00	\$ -	\$ 5,654.45	\$ 1,345.55	\$ -	19.22%
01-40-470-500185	Accrued Vacation Expenses	\$ 7,500.00	\$ -	\$ 6,182.45	\$ 1,317.55	\$ -	17.57%
01-40-470-500187	Accrued Leave Payments	\$ 4,500.00	\$ -	\$ -	\$ 4,500.00	\$ -	100.00%
	<b>OPERATIONS Personnel</b>	<b>\$ 4,230,000.00</b>	<b>\$ 261,395.39</b>	<b>\$ 3,229,281.08</b>	<b>\$ 1,000,718.92</b>	<b>\$ -</b>	<b>23.66%</b>
<b>410</b>	<b>Source of Supply Materials &amp; Supplies</b>						
01-40-410-501101	Electricity - Wells	\$ 2,750,000.00	\$ 412,577.36	\$ 2,651,586.53	\$ 98,413.47	\$ -	3.58%
01-40-410-501201	Gas - Wells	\$ 1,000.00	\$ 15.29	\$ 180.47	\$ 819.53	\$ -	81.95%
01-40-410-510011	Treatment and Chemicals	\$ 170,000.00	\$ 23,688.00	\$ 162,790.05	\$ 7,209.95	\$ -	4.24%
01-40-410-510021	Lab Testing	\$ 80,000.00	\$ 18,364.89	\$ 89,611.01	\$ (9,611.01)	\$ -	-12.01%
01-40-410-510031	Small Tools, Parts, & Maint	\$ 5,000.00	\$ 332.94	\$ 4,872.94	\$ 127.06	\$ -	2.54%
01-40-410-520021	Maint & Repair-Telemetry	\$ 5,000.00	\$ -	\$ 1,278.38	\$ 3,721.62	\$ -	74.43%
01-40-410-520061	Maint & Repair-Pumping Equip	\$ 200,000.00	\$ 15,125.86	\$ 118,694.02	\$ 81,305.98	\$ -	40.65%
01-40-410-550066	Subscriptions	\$ 500.00	\$ -	\$ 362.00	\$ 138.00	\$ -	27.60%
<b>430</b>	<b>Cross-Connection/Non-Potable Water Materials &amp; Supplies</b>						
01-40-430-510031	Small Tools Parts & Maint	\$ 2,000.00	\$ -	\$ 1,227.36	\$ 772.64	\$ -	38.63%
01-40-430-540001	Backflow Maintenance	\$ 13,000.00	\$ -	\$ 4,643.59	\$ 8,356.41	\$ -	64.28%
01-40-430-550066	Subscriptions	\$ 3,000.00	\$ -	\$ 1,150.00	\$ 1,850.00	\$ -	61.67%

Account Number	Description	Budget	Period Amt	End Bal	Variance	Encumbered	% Avail/
<b>440</b>	<b>Transmission &amp; Distribution Materials &amp; Supplies</b>						
01-40-440-500178	General Safety Supplies	\$ 13,000.00	\$ 818.94	\$ 14,576.25	\$ (1,576.25)	\$ -	-12.13%
01-40-440-510031	Small Tools, Parts, & Maint	\$ 23,000.00	\$ -	\$ 22,304.30	\$ 695.70	\$ -	3.02%
01-40-440-520071	Maint & Repair-Pipeline/FireHy	\$ 144,000.00	\$ 27,417.39	\$ 87,930.85	\$ 56,069.15	\$ -	38.94%
01-40-440-520081	Maint & Repair-Hydraulic Valve	\$ 35,000.00	\$ 3,406.20	\$ 10,773.61	\$ 24,226.39	\$ -	69.22%
01-40-440-530001	Minor Capital Acquisitions	\$ 30,000.00	\$ -	\$ 19,801.13	\$ 10,198.87	\$ -	34.00%
01-40-440-540024	Inventory Adjustments	\$ 64,000.00	\$ (51,158.10)	\$ 1,933.56	\$ 62,066.44	\$ -	96.98%
01-40-440-540036	Line Locates	\$ 4,000.00	\$ 156.15	\$ 2,767.65	\$ 1,232.35	\$ -	30.81%
01-40-440-540042	Meters Maintenance & Services	\$ 170,000.00	\$ 40,899.37	\$ 152,398.64	\$ 17,601.36	\$ -	10.35%
01-40-440-540078	Reservoir Maintenance	\$ 52,000.00	\$ 23.68	\$ 1,559.33	\$ 50,440.67	\$ -	97.00%
<b>470</b>	<b>Maintenance &amp; General Plant Materials &amp; Supplies</b>						
01-40-470-501111	Electricity -560 Magnolia Ave	\$ 40,000.00	\$ 4,126.20	\$ 41,884.16	\$ (1,884.16)	\$ -	-4.71%
01-40-470-501121	Electricity -12303 Oak Glen Rd	\$ 3,400.00	\$ 16.81	\$ 10.84	\$ 3,389.16	\$ -	99.68%
01-40-470-501131	Electricity -13695 Oak Glen Rd	\$ 3,250.00	\$ 99.21	\$ 2,310.67	\$ 939.33	\$ -	28.90%
01-40-470-501141	Electricity -13697 Oak Glen Rd	\$ 4,250.00	\$ 218.86	\$ 3,633.20	\$ 616.80	\$ -	14.51%
01-40-470-501151	Electricity -9781 AveMiravilla	\$ 3,200.00	\$ 185.58	\$ 2,527.91	\$ 672.09	\$ -	21.00%
01-40-470-501161	Electricity -815 E 12th St	\$ 14,000.00	\$ 1,080.71	\$ 8,394.42	\$ 5,605.58	\$ -	40.04%
01-40-470-501171	Electricity -851 E 6th St	\$ 5,400.00	\$ 575.74	\$ 3,838.94	\$ 1,561.06	\$ -	28.91%
01-40-470-501321	Propane -12303 Oak Glen Rd	\$ 2,000.00	\$ -	\$ -	\$ 2,000.00	\$ -	100.00%
01-40-470-501331	Propane -13695 Oak Glen Rd	\$ 3,000.00	\$ -	\$ 1,049.24	\$ 1,950.76	\$ -	65.03%
01-40-470-501341	Propane -13697 Oak Glen Rd	\$ 4,000.00	\$ -	\$ 2,088.71	\$ 1,911.29	\$ -	47.78%
01-40-470-501351	Propane -9781 AveMiravilla	\$ 2,000.00	\$ -	\$ 1,307.41	\$ 692.59	\$ -	34.63%
01-40-470-501411	Sanitation -560 Magnolia Ave	\$ 5,500.00	\$ 266.29	\$ 4,456.50	\$ 1,043.50	\$ -	18.97%
01-40-470-501461	Sanitation -815 E 12th Ave	\$ 7,700.00	\$ 611.33	\$ 6,428.82	\$ 1,271.18	\$ -	16.51%
01-40-470-501471	Sanitation -11083 Cherry Ave	\$ 8,500.00	\$ 366.32	\$ 3,892.65	\$ 4,607.35	\$ -	54.20%
01-40-470-501481	Sanitation - 39500 Brookside	\$ 8,000.00	\$ 514.54	\$ 5,375.14	\$ 2,624.86	\$ -	32.81%
01-40-470-501600	Property Maintenance & Repairs	\$ 4,000.00	\$ -	\$ 101.09	\$ 3,898.91	\$ -	97.47%
01-40-470-501611	Maint & Repair-560 Magnolia	\$ 66,000.00	\$ 12,191.55	\$ 37,076.21	\$ 28,923.79	\$ -	43.82%
01-40-470-501621	Maint & Repair-12303 Oak Glen	\$ 30,000.00	\$ -	\$ 69.52	\$ 29,930.48	\$ -	99.77%
01-40-470-501631	Maint & Repair-13695 Oak Glen	\$ 6,000.00	\$ 145.00	\$ 3,482.18	\$ 2,517.82	\$ -	41.96%
01-40-470-501641	Maint & Repair-13697 Oak Glen	\$ 7,000.00	\$ -	\$ 2,920.47	\$ 4,079.53	\$ -	58.28%
01-40-470-501651	Maint & Repair-9781 Avenida	\$ 7,000.00	\$ -	\$ 1,430.94	\$ 5,569.06	\$ -	79.56%
01-40-470-501661	Maint & Repair-815 E 12th St	\$ 44,000.00	\$ 6,067.47	\$ 19,094.96	\$ 24,905.04	\$ -	56.60%
01-40-470-501671	Maint & Repair-851 E 6th St	\$ 5,000.00	\$ 561.90	\$ 5,046.21	\$ (46.21)	\$ -	-0.92%
01-40-470-501681	Maint & Repair-39500 Brookside	\$ 5,000.00	\$ 70.00	\$ 2,746.30	\$ 2,253.70	\$ -	45.07%
01-40-470-501691	Maint & Repair-Buildings(Gen)	\$ 75,000.00	\$ 2,964.82	\$ 10,942.68	\$ 64,057.32	\$ -	85.41%
01-40-470-510001	Auto/Fuel	\$ 160,000.00	\$ 8,021.19	\$ 128,081.85	\$ 31,918.15	\$ -	19.95%
01-40-470-510002	CIP Related Fuel	\$ (10,000.00)	\$ -	\$ -	\$ (10,000.00)	\$ -	100.00%
01-40-470-520011	Maint & Repair-Safety Equip	\$ 18,000.00	\$ -	\$ 8,499.61	\$ 9,500.39	\$ -	52.78%
01-40-470-520031	Maint & Repair-General Equip	\$ 70,000.00	\$ 7,206.38	\$ 70,080.22	\$ (80.22)	\$ -	-0.11%
01-40-470-520041	Maintenance & Repair-Fleet	\$ 75,000.00	\$ 1,978.12	\$ 73,723.47	\$ 1,276.53	\$ -	1.70%
01-40-470-520051	Maintenance & Repair-Paving	\$ 120,000.00	\$ -	\$ 77,709.76	\$ 42,290.24	\$ -	35.24%
01-40-470-520053	Maint & Repair-Paving-Beaumont	\$ 400,000.00	\$ -	\$ 130,668.25	\$ 269,331.75	\$ -	67.33%

**Item 4a**  
**Preliminary**

Account Number	Description	Budget	Period Amt	End Bal	Variance	Encumbered	% Avail/
01-40-470-540052	Encroachment Permits	\$ 40,000.00	\$ -	\$ 8,488.33	\$ 31,511.67	\$ -	78.78%
	<b>OPERATIONS Materials &amp; Supplies</b>	<b>\$ 5,000,700.00</b>	<b>\$ 538,935.99</b>	<b>\$ 4,017,802.33</b>	<b>\$ 982,897.67</b>	<b>\$ -</b>	<b>19.66%</b>
<b>410</b>	<b>Source of Supply Services</b>						
01-40-410-500501	State Project Water Purchases	\$ 5,586,299.00	\$ 2,347,716.00	\$ 5,586,000.00	\$ 299.00	\$ -	0.01%
01-40-410-540084	Regulations Mandates & Tariffs	\$ 150,000.00	\$ 48,911.04	\$ 123,046.77	\$ 26,953.23	\$ -	17.97%
<b>430</b>	<b>Cross-Connection/Non-Potable Water Services</b>						
01-40-430-550051	Advertising/Legal Notices	\$ 500.00	\$ -	\$ -	\$ 500.00	\$ -	100.00%
<b>440</b>	<b>Transmission &amp; Distribution Services</b>						
01-40-440-550051	Advertising/Legal Notices	\$ 5,000.00	\$ -	\$ 1,139.20	\$ 3,860.80	\$ -	77.22%
01-40-440-500190	Temporary Labor	\$ 40,000.00	\$ 5,574.80	\$ 29,825.18	\$ 10,174.82	\$ -	25.44%
<b>470</b>	<b>Maintenance &amp; General Plant Services</b>						
01-40-470-540030	Landscape Maintenance	\$ 82,000.00	\$ 5,747.52	\$ 29,525.47	\$ 52,474.53	\$ -	63.99%
01-40-470-540072	NCRF, Canyons, & Pond Maint	\$ 185,000.00	\$ 7,408.78	\$ 157,587.95	\$ 27,412.05	\$ -	14.82%
	<b>OPERATIONS Services</b>	<b>\$ 6,048,799.00</b>	<b>\$ 2,415,358.14</b>	<b>\$ 5,927,124.57</b>	<b>\$ 121,674.43</b>	<b>\$ -</b>	<b>2.01%</b>
<b>Expense Total</b>	<b>OPERATIONS</b>	<b>\$ 15,279,499.00</b>	<b>\$ 3,215,689.52</b>	<b>\$ 13,174,207.98</b>	<b>\$ 2,105,291.02</b>	<b>\$ -</b>	<b>13.78%</b>
<b>50</b>	<b>GENERAL</b>						
01-50-510-500112	Stipend-Association Mtg Attend	\$ 1,000.00	\$ 75.00	\$ 600.00	\$ 400.00	\$ -	40.00%
	<b>Personnel</b>	<b>\$ 1,000.00</b>	<b>\$ 75.00</b>	<b>\$ 600.00</b>	<b>\$ 400.00</b>	<b>\$ -</b>	<b>40.00%</b>
01-50-510-502001	Rents/Leases	\$ 35,000.00	\$ 2,896.00	\$ 32,488.00	\$ 2,512.00	\$ -	7.18%
01-50-510-510031	Small Tools, Parts, & Maint	\$ 1,000.00	\$ 245.54	\$ 781.78	\$ 218.22	\$ -	21.82%
01-50-510-540066	Property Damage and Theft	\$ 27,000.00	\$ 629.75	\$ 6,615.16	\$ 20,384.84	\$ -	75.50%
01-50-510-550040	General Supplies	\$ 18,000.00	\$ 4,703.83	\$ 12,808.02	\$ 5,191.98	\$ -	28.84%
01-50-510-550060	Public Ed/Community Outreach	\$ 12,500.00	\$ -	\$ 6,070.79	\$ 6,429.21	\$ -	51.43%
01-50-510-550072	Miscellaneous Operating Exp	\$ 1,000.00	\$ -	\$ -	\$ 1,000.00	\$ -	100.00%
01-50-510-550074	Disaster Prepared Ongoing Exp	\$ 11,000.00	\$ 28.00	\$ 1,473.00	\$ 9,527.00	\$ -	86.61%
	<b>General Materials &amp; Supplies</b>	<b>\$ 105,500.00</b>	<b>\$ 8,503.12</b>	<b>\$ 60,236.75</b>	<b>\$ 45,263.25</b>	<b>\$ -</b>	<b>42.90%</b>
01-50-510-550096	Beaumont Basin Watermaster	\$ 127,000.00	\$ 51,913.10	\$ 97,203.49	\$ 29,796.51	\$ -	23.46%
01-50-510-550097	SAWPA Basin Monitoring Program	\$ 30,000.00	\$ 2,373.68	\$ 28,777.61	\$ 1,222.39	\$ -	4.07%
	<b>General Services</b>	<b>\$ 157,000.00</b>	<b>\$ 54,286.78</b>	<b>\$ 125,981.10</b>	<b>\$ 31,018.90</b>	<b>\$ -</b>	<b>19.76%</b>
<b>Expense Total</b>	<b>GENERAL</b>	<b>\$ 263,500.00</b>	<b>\$ 62,864.90</b>	<b>\$ 186,817.85</b>	<b>\$ 76,682.15</b>	<b>\$ -</b>	<b>29.10%</b>
<b>Expense Total</b>	<b>ALL EXPENSES</b>	<b>\$ 25,436,199.00</b>	<b>\$ 3,937,174.60</b>	<b>\$ 21,477,015.98</b>	<b>\$ 3,959,183.02</b>	<b>\$ -</b>	<b>15.57%</b>



**Beaumont-Cherry Valley Water District  
Finance and Audit Committee Meeting  
February 6, 2025**

**Item 4b**

**STAFF REPORT**

**TO:** Finance and Audit Committee  
**FROM:** William Clayton, Finance Manager  
**SUBJECT:** **December 31, 2024, Cash Balance and Investment Report**

---

**Staff Recommendation**

Approve the December 31, 2024, Cash Balance and Investment Report.

**Summary**

Attached is the Cash and Investment Report as of December 31, 2024. The District's total invested cash and marketable securities have a market value of \$85,907,547.14.

**Analysis**

The attached reports include the following elements following 5045.17 Investment Reporting:

- a. Listing of individual securities held at the end of the reporting period;
- b. Cost and market value of all securities, including realized and unrealized market value gains or losses per GASB requirements;
- c. Average weighted yield to maturity of the portfolio;
- d. Listing of investment by maturity date;
- e. Percentage of the total portfolio, which each type of investment represents;
- f. Statement of compliance with Investment Policy, including an explanation of any compliance exceptions (CGC Section 53646); and
- g. Certification of sufficient liquidity to meet budgeted expenditures over the ensuing six months (CGC Section 53646)

Investments, in type, maturity, and percentage of the total portfolio, follow the existing Board approved investment policy.

The weighted average maturity (WAM) of the portfolio is 497 days. The maximum WAM allowed by the Investment Policy is 1,825 days. The current portfolio and expected revenue cash flow will be sufficient to meet budgeted expenditure requirements for the next six months and the foreseeable future.

**Attachment(s)**

1. December 31, 2024, Cash Balance and Investment Report
2. Local Agency Investment Fund December 2024 Statement
3. Chandler Asset Management Portfolio Summary as of December 31, 2024
4. Chandler Asset Management Statement of Compliance as of December 31, 2024
5. Chandler Asset Management Holdings Report as of December 31, 2024
6. Chandler Asset Management Income Earned Report as of December 31, 2024

Staff Report prepared by Melissa Rodriguez-Elizondo, Management Analyst II





**Beaumont-Cherry Valley Water District  
Cash Balance & Investment Report <sup>(1)</sup>  
As of December 31, 2024**

Account Name	Account Ending #	Balance	Cash Balance Per Account	
			Prior Month Balance	Difference
Wells Fargo				
General	4152	\$2,052,602.33	\$2,318,416.46	(\$265,814.13) <sup>(2)</sup>
<b>Total Cash</b>		<b>\$ 2,052,602.33</b>	<b>\$ 2,318,416.46</b>	<b>\$ (265,814.13)</b>

Investment Summary

Account Name	Market Value	Prior Month Balance	Difference	Actual % of Total	Rate	Current Period Income	Income Year-to-Date <sup>(4)</sup>
Ca. State Treasurer's Office: Local Agency Investment Fund	\$43,889,106.89	\$43,889,106.89	\$0.00	52%	4.40%	\$510,442.32	\$1,983,117.26
CalTRUST Short Term Fund	\$0.00	\$0.00 <sup>(5)</sup>	\$0.00	0%	4.57%	\$0.00	\$0.00
Chandler Investment Services	\$39,965,837.92 <sup>(3)</sup>	\$39,920,843.88	\$44,994.04	48%	4.39%	\$148,506.81	\$1,532,228.11
<b>Total Investments</b>	<b>\$83,854,944.81</b>	<b>\$83,809,950.77</b>	<b>\$44,994.04</b>				<b>\$3,515,345.37</b>
<b>Total Cash &amp; Investments</b>	<b>\$ 85,907,547.14</b>	<b>\$ 86,128,367.23</b>	<b>\$ (220,820.09)</b>				

Account Name	Book Value	Prior Month Balance	Difference
Chandler Investment Services	\$39,755,170.14 <sup>(2)</sup>	\$39,675,008.69	\$80,161.45
<b>Book - MV</b>	<b>\$ (210,667.78)</b>	<b>\$ (245,835.19)</b>	<b>\$80,161.45</b>

The investments above are in accordance with the District's investment policy. William C. Clayton William Clayton, Finance Manager

BCVWD will be able to meet its cash flow obligations for the next 6 months. Sylvia Molina Sylvia Molina, Assistant Director of Finance and Administration

The investments above have been reviewed by the General Manager Daniel K. Jaggers Daniel K. Jaggers, General Manager

- (1) All investments held are compliance with the District's Investment Policy pertaining to maximum specified percentages of the District's portfolio, maturity, and par amount.
- (2) One check totaling \$257,754.00 to SGPWA for 646 AF of imported water, was issued in late November 2024, and cleared the bank in December 2024
- (3) Market Value is the value of the investment if sold at the end of the period. Book Value is the value of the investment is held until maturity.
- (4) Income Year-to-Date is based on Income Earned for each reporting period in total prior to the application of bank fees.
- (5) Redemption of full investment March 2022.







# PORTFOLIO SUMMARY

Beaumont-Cherry Valley Water District | [REDACTED] | As of December 31, 2024

## Portfolio Characteristics

Average Modified Duration	1.83
Average Coupon	3.62%
Average Purchase YTM	4.14%
Average Market YTM	4.39%
Average Quality	AA
Average Final Maturity	2.17
Average Life	1.88

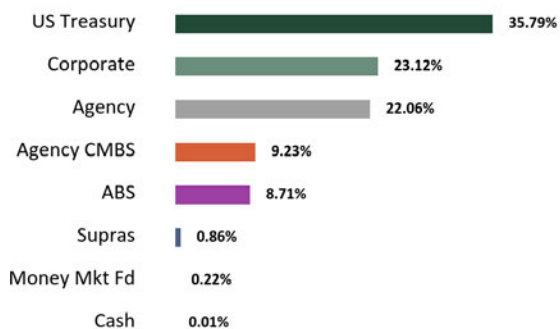
## Account Summary

	Beg. Values as of 12/01/2024	End Values as of 12/31/2024
Market Value	39,673,954.82	39,666,088.30
Accrued Interest	246,889.06	299,749.62
<b>Total Market Value</b>	<b>39,920,843.88</b>	<b>39,965,837.92</b>
Income Earned	116,067.41	151,879.74
Cont/WD	0.00	0.00
Par	39,922,741.13	40,000,635.44
Book Value	39,675,008.69	39,755,170.14
Cost Value	39,323,672.14	39,392,776.43

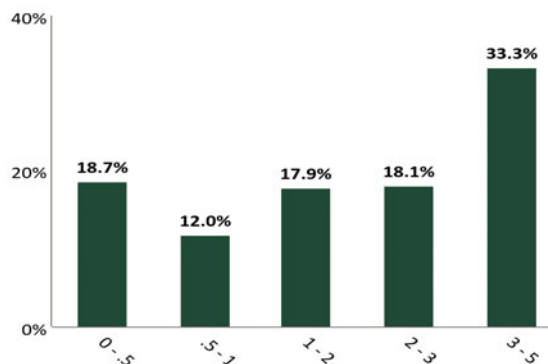
## Top Issuers

Government of The United States	35.79%
Farm Credit System	13.03%
FHLMC	9.23%
Federal Home Loan Banks	7.81%
FNMA	1.23%
Honda Auto Receivables Owner Trust	1.19%
PACCAR Inc	1.19%
Eli Lilly and Company	1.17%

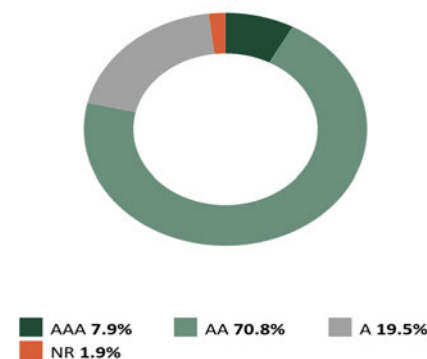
## Sector Allocation



## Maturity Distribution



## Credit Quality



\*See Footnote

## Performance Review

Total Rate of Return	1M	3M	YTD	1YR	2YRS	3YRS	5YRS	10YRS	Since Inception (04/01/22)
Beaumont-Cherry Valley WD	0.12%	(0.05%)	4.44%	4.44%	4.58%	--	--	--	3.16%
Benchmark Return*	0.24%	(0.06%)	4.08%	4.08%	4.16%	--	--	--	2.51%

\*Periods over 1 year are annualized.

Benchmark: ICE BofA 1-3 Year US Treasury Index Secondary Benchmark:

The credit quality is a weighted average calculation of the highest of S&P, Moody's and Fitch

Execution Time: 01/04/2025 12:23:50 AM

Chandler Asset Management | info@chandlerasset.com | www.chandlerasset.com | 800.317.4747

CONFIDENTIAL | 2

# STATEMENT OF COMPLIANCE

BCVWD Consolidated | ██████████ | As of December 31, 2024

Rules Name	Limit	Actual	Compliance Status	Notes
<b>AGENCY MORTGAGE SECURITIES (CMOS)</b>				
Max % (MV; ABS, CMO, & MBS)	20.0	8.5	Compliant	
Max Maturity (Years)	5.0	4.1	Compliant	
Min Rating (AA- by 1)	0.0	0.0	Compliant	
<b>ASSET-BACKED SECURITIES (ABS)</b>				
Max % (MV; ABS, CMO & MBS)	20.0	8.5	Compliant	
Max % Issuer (MV)	5.0	0.5	Compliant	
Max Maturity (Years)	5	4	Compliant	
Min Rating (AA- by 1)	0.0	0.0	Compliant	
<b>BANKERS' ACCEPTANCES</b>				
Max % (MV)	40.0	0.0	Compliant	
Max % Issuer (MV)	5.0	0.0	Compliant	
Max Maturity (Days)	180	0.0	Compliant	
Min Rating (A-1 by 1)	0.0	0.0	Compliant	
<b>CERTIFICATE OF DEPOSIT PLACEMENT SERVICE (CDARS)</b>				
Max % (MV)	50.0	0.0	Compliant	
<b>COLLATERALIZED TIME DEPOSITS (NON-NEGOTIABLE CD/TD)</b>				
Max % Issuer (MV)	5.0	0.0	Compliant	
<b>COMMERCIAL PAPER</b>				
Max % (MV)	25.0	0.0	Compliant	
Max % Issuer (MV)	5.0	0.0	Compliant	
Max Maturity (Days)	270	0.0	Compliant	
Min Rating (A-1 by 1 or A- by 1)	0.0	0.0	Compliant	
<b>CORPORATE MEDIUM TERM NOTES</b>				
Max % (MV)	30.0	10.9	Compliant	
Max % Issuer (MV)	5.0	0.6	Compliant	
Max Maturity (Years)	5	4	Compliant	
Min Rating (A- by 1)	0.0	0.0	Compliant	
<b>FEDERAL AGENCIES</b>				
Max % (MV)	100.0	10.4	Compliant	
Max Maturity (Years)	5	3	Compliant	
<b>LOCAL GOVERNMENT INVESTMENT POOL (LGIP)</b>				
Min Rating (AA- by 1)	0.0	0.0	Compliant	

# STATEMENT OF COMPLIANCE



BCVWD Consolidated [REDACTED] | As of December 31, 2024

Rules Name	Limit	Actual	Compliance Status	Notes
<b>MONEY MARKET MUTUAL FUNDS</b>				
Max % (MV)	20.0	0.1	Compliant	
Min Rating (AAA by 2)	0.0	0.0	Compliant	
<b>MORTGAGE-BACKED SECURITIES (NON-AGENCY)</b>				
Max % (MV)	20.0	0.0	Compliant	
Max % Issuer (MV)	5.0	0.0	Compliant	
Max Maturity (Years)	5.0	0.0	Compliant	
Min Rating (AA- by 1)	0.0	0.0	Compliant	
<b>MUNICIPAL SECURITIES (CA, LOCAL AGENCY)</b>				
Max % Issuer (MV)	5.0	0.0	Compliant	
Max Maturity (Years)	5	0.0	Compliant	
<b>MUNICIPAL SECURITIES (CA, OTHER STATES)</b>				
Max % Issuer (MV)	5.0	0.0	Compliant	
Max Maturity (Years)	5	0.0	Compliant	
<b>NEGOTIABLE CERTIFICATES OF DEPOSIT (NCD)</b>				
Max % (MV)	30.0	0.0	Compliant	
Max % Issuer (MV)	5.0	0.0	Compliant	
Max Maturity (Years)	5	0.0	Compliant	
<b>REPURCHASE AGREEMENTS</b>				
Max % (MV)	10.0	0.0	Compliant	
Max Maturity (Years)	1.0	0.0	Compliant	
<b>REVERSE REPURCHASE AGREEMENTS</b>				
Max % (MV)	20.0	0.0	Compliant	
Max Maturity (Days)	92.0	0.0	Compliant	
<b>SUPRANATIONAL OBLIGATIONS</b>				
Max % (MV)	30.0	0.4	Compliant	
Max % Issuer (MV)	5.0	0.4	Compliant	
Max Maturity (Years)	5	3	Compliant	
Min Rating (AA- by 1)	0.0	0.0	Compliant	
<b>U.S. TREASURIES</b>				
Max % (MV)	100.0	16.9	Compliant	
Max Maturity (Years)	5	5	Compliant	

# HOLDINGS REPORT

Beaumont-Cherry Valley Water District | [REDACTED] | As of December 31, 2024

Cusip	Security Description	Par Value/ Units	Purchase Date Purchase Yield	Cost Value Book Value	Mkt Price Mkt YTM	Market Value Accrued Int.	% of Port. Gain/Loss	Moody's/ S&P/ Fitch	Maturity Duration
<b>ABS</b>									
05593AAC3	BMWLT 2023-1 A3 5.16 11/25/2025	12,843.77	02/07/2023 5.43%	12,843.47 12,843.67	100.07 4.67%	12,852.78 11.05	0.03% 9.11	Aaa/AAA NA	0.90 0.13
47789QAC4	JDOT 2021-B A3 0.52 03/16/2026	14,954.35	05/02/2022 3.81%	14,171.59 14,728.81	99.50 4.47%	14,879.87 3.46	0.04% 151.05	Aaa/NA AAA	1.21 0.13
89238JAC9	TAOT 2021-D A3 0.71 04/15/2026	6,917.92	12/14/2022 5.27%	6,515.00 6,763.62	99.27 4.64%	6,867.51 2.18	0.02% 103.88	NA/AAA AAA	1.29 0.18
43815PAC3	HAROT 2022-2 A3 3.73 07/20/2026	25,955.96	08/15/2022 3.87%	25,954.41 25,955.42	99.66 4.59%	25,868.10 34.96	0.07% (87.32)	NA/AAA AAA	1.55 0.41
89238FAD5	TAOT 2022-B A3 2.93 09/15/2026	84,533.26	-- 3.31%	83,934.29 84,314.98	99.39 4.53%	84,020.02 110.08	0.21% (294.96)	Aaa/AAA NA	1.71 0.38
362585AC5	GMCAR 2022-2 A3 3.1 02/16/2027	18,421.70	04/05/2022 3.16%	18,417.85 18,420.36	99.35 4.63%	18,301.99 23.79	0.05% (118.37)	Aaa/AAA NA	2.13 0.43
47800AAC4	JDOT 2022-B A3 3.74 02/16/2027	70,202.48	07/12/2022 3.77%	70,195.77 70,199.76	99.56 4.56%	69,896.86 116.69	0.18% (302.90)	Aaa/NA AAA	2.13 0.55
05611UAD5	BMWLT 2024-1 A3 4.98 03/25/2027	300,000.00	06/20/2024 5.40%	298,406.25 298,713.29	100.53 4.56%	301,600.23 249.00	0.76% 2,886.94	Aaa/AAA NA	2.23 1.14
89231CAD9	TAOT 2022-C A3 3.76 04/15/2027	99,115.30	08/08/2022 3.80%	99,098.74 99,107.48	99.66 4.39%	98,773.92 165.63	0.25% (333.56)	NA/AAA AAA	2.29 0.57
36265WAD5	GMCAR 2022-3 A3 3.64 04/16/2027	32,754.62	07/06/2022 3.93%	32,754.40 32,754.53	99.61 4.59%	32,625.69 49.68	0.08% (128.84)	Aaa/NA AAA	2.29 0.43
43815JAC7	HAROT 2023-1 A3 5.04 04/21/2027	47,517.40	02/16/2023 5.09%	47,508.57 47,512.51	100.34 4.57%	47,678.56 66.52	0.12% 166.05	Aaa/NA AAA	2.30 0.65
02582JIT8	AMXCA 2022-2 A 3.39 05/17/2027	235,000.00	05/17/2022 3.42%	234,948.02 234,990.76	99.56 4.65%	233,955.90 354.07	0.59% (1,034.86)	NA/AAA AAA	0.37 0.36
47800BAC2	JDOT 2022-C A3 5.09 06/15/2027	160,065.02	10/12/2022 3.29%	160,052.59 160,058.84	100.29 4.69%	160,532.36 362.10	0.40% 473.52	Aaa/NA AAA	2.45 0.64
36269WAD1	GMALT 2024-2 A3 5.39 07/20/2027	140,000.00	05/07/2024 5.85%	139,991.87 139,993.48	101.10 4.63%	141,540.06 230.57	0.36% 1,546.57	NA/AAA AAA	2.55 1.33
58770AAC7	MBART 2023-1 A3 4.51 11/15/2027	101,862.65	01/18/2023 4.56%	101,850.43 101,855.35	100.01 4.53%	101,875.49 204.18	0.26% 20.14	NA/AAA AAA	2.87 0.69
437918AC9	HAROT 2024-1 A3 5.21 08/15/2028	290,000.00	02/13/2024 5.27%	289,987.39 289,989.82	101.04 4.55%	293,006.72 671.51	0.74% 3,016.90	Aaa/AAA NA	3.62 1.44
161571HT4	CHAIT 2023-1 A 5.16 09/15/2028	410,000.00	09/07/2023 5.17%	409,886.35 409,915.84	101.06 4.56%	414,345.59 940.27	1.04% 4,429.75	NR/AAA AAA	3.71 1.59

# HOLDINGS REPORT



Beaumont-Cherry Valley Water District | [REDACTED] | As of December 31, 2024

Cusip	Security Description	Par Value/ Units	Purchase Date Purchase Yield	Cost Value Book Value	Mkt Price Mkt YTM	Market Value Accrued Int.	% of Port. Gain/Loss	Moody's/ S&P/ Fitch	Maturity Duration
47800RAD5	JDOT 2024 A3 4.96 11/15/2028	95,000.00	03/11/2024 5.12%	94,994.68 94,995.58	100.77 4.57%	95,731.27 209.42	0.24% 735.69	Aaa/NA AAA	3.88 1.73
437930AC4	HONDO-242-A3 5.27 11/20/2028	105,000.00	05/14/2024 5.27%	104,987.24 104,988.99	101.21 4.60%	106,274.37 199.82	0.27% 1,285.39	NA/AAA AAA	3.89 1.65
448973AD9	HART 2024-A A3 4.99 02/15/2029	155,000.00	03/11/2024 5.05%	154,965.82 154,971.29	100.74 4.61%	156,150.58 343.76	0.39% 1,179.29	NA/AAA AAA	4.13 1.72
096919AD7	BMWOT 2024-A A3 5.18 02/26/2029	375,000.00	-- 5.24%	377,153.11 377,083.01	101.18 4.48%	379,424.40 323.75	0.96% 2,341.39	Aaa/AAA NA	4.16 1.55
47786WAD2	JDOT 2024-B A3 5.2 03/15/2029	100,000.00	06/11/2024 5.26%	99,980.45 99,982.67	101.25 4.63%	101,250.60 231.11	0.26% 1,267.93	Aaa/NA AAA	4.20 1.98
05522RDJ4	BACCT 2024-1 A 4.93 05/15/2029	195,000.00	06/06/2024 4.93%	194,989.06 194,990.33	100.97 4.54%	196,884.60 427.27	0.50% 1,894.27	Aaa/AAA NA	4.37 2.19
89239TAD4	TAOT 2024-D A3 4.4 06/15/2029	125,000.00	10/10/2024 4.44%	124,993.03 124,993.34	99.71 4.59%	124,632.15 244.44	0.31% (361.19)	Aaa/AAA NA	4.45 1.96
34535VAD6	FORDO 2024-D 4.61 08/15/2029	235,000.00	11/19/2024 4.66%	234,992.46 234,992.63	99.90 4.70%	234,771.82 481.49	0.59% (220.82)	Aaa/NA AAA	4.62 2.35
<b>Total ABS</b>		<b>3,435,144.42</b>	<b>4.78%</b>	<b>3,433,572.83</b> <b>3,435,116.36</b>	<b>100.55</b> <b>4.58%</b>	<b>3,453,741.42</b> <b>6,056.81</b>	<b>8.71%</b> <b>18,625.06</b>	<b>Aaa/AAA</b> <b>AAA</b>	<b>3.23</b> <b>1.36</b>

AGENCY									
3130AQMR1	FEDERAL HOME LOAN BANKS 1.25 01/27/2025	150,000.00	04/18/2022 2.73%	144,043.95 149,847.28	99.78 4.35%	149,676.12 802.08	0.38% (171.16)	Aaa/AA+ AA+	0.07 0.07
3135G05X7	FEDERAL NATIONAL MORTGAGE ASSOCIATION 0.375 08/25/2025	500,000.00	06/22/2022 3.24%	456,750.00 491,193.27	97.50 4.34%	487,479.81 656.25	1.23% (3,713.46)	Aaa/AA+ AA+	0.65 0.63
3133EPW68	FEDERAL FARM CREDIT BANKS FUNDING CORP 4.125 01/22/2026	600,000.00	01/24/2024 4.40%	596,940.00 598,377.53	99.77 4.35%	598,591.79 10,931.25	1.51% 214.26	Aaa/AA+ AA+	1.06 1.00
3133EPBJ3	FEDERAL FARM CREDIT BANKS FUNDING CORP 4.375 02/23/2026	725,000.00	02/21/2023 4.50%	722,426.25 724,018.41	100.12 4.26%	725,846.32 11,277.78	1.83% 1,827.92	Aaa/AA+ AA+	1.15 1.09
3130ALEM2	FEDERAL HOME LOAN BANKS 0.79 02/25/2026	400,000.00	05/12/2022 2.93%	369,200.00 390,653.18	96.10 4.31%	384,404.73 1,106.00	0.97% (6,248.45)	Aaa/AA+ AA+	1.15 1.12
3133EPCF0	FEDERAL FARM CREDIT BANKS FUNDING CORP 4.5 03/02/2026	750,000.00	03/23/2023 3.97%	760,837.50 754,288.58	100.31 4.22%	752,327.84 11,156.25	1.90% (1,960.75)	Aaa/AA+ AA+	1.17 1.11
3130AXU63	FEDERAL HOME LOAN BANKS 4.625 11/17/2026	475,000.00	12/18/2023 4.23%	480,111.00 478,290.45	100.64 4.26%	478,046.88 2,685.07	1.21% (243.57)	Aaa/AA+ AA+	1.88 1.77

# HOLDINGS REPORT



Beaumont-Cherry Valley Water District | [REDACTED] | As of December 31, 2024

Cusip	Security Description	Par Value/ Units	Purchase Date Purchase Yield	Cost Value Book Value	Mkt Price Mkt YTM	Market Value Accrued Int.	% of Port. Gain/Loss	Moody's/ S&P/ Fitch	Maturity Duration
3133EPK79	FEDERAL FARM CREDIT BANKS FUNDING CORP 4.375 12/07/2026	475,000.00	12/18/2023 4.22%	476,961.75 476,275.86	100.11 4.31%	475,513.48 1,385.42	1.20% (762.39)	Aaa/AA+ AA+	1.93 1.83
3130A9YY1	FEDERAL HOME LOAN BANKS 2.125 12/11/2026	900,000.00	11/28/2023 4.60%	837,477.00 859,992.05	96.01 4.29%	864,065.11 1,062.50	2.18% 4,073.05	Aaa/AA+ AA+	1.94 1.87
3133EP6K6	FEDERAL FARM CREDIT BANKS FUNDING CORP 4.5 03/26/2027	750,000.00	03/25/2024 4.45%	751,087.50 750,808.42	100.50 4.26%	753,771.24 8,906.25	1.90% 2,962.82	Aaa/AA+ AA+	2.23 2.08
3130B0TY5	FEDERAL HOME LOAN BANKS 4.75 04/09/2027	465,000.00	04/10/2024 4.85%	463,772.40 464,070.03	101.40 4.09%	471,516.07 5,031.04	1.19% 7,446.03	Aaa/AA+ AA+	2.27 2.11
3133EPBM6	FEDERAL FARM CREDIT BANKS FUNDING CORP 4.125 08/23/2027	750,000.00	02/21/2023 4.26%	745,935.00 747,613.48	99.50 4.33%	746,231.90 11,000.00	1.88% (1,381.58)	Aaa/AA+ AA+	2.64 2.44
3133EPGW9	FEDERAL FARM CREDIT BANKS FUNDING CORP 3.875 04/25/2028	800,000.00	04/24/2023 3.76%	804,016.00 802,659.75	98.47 4.38%	787,722.62 5,683.33	1.99% (14,937.13)	Aaa/AA+ AA+	3.32 3.05
3133EPUN3	FEDERAL FARM CREDIT BANKS FUNDING CORP 4.5 08/28/2028	325,000.00	08/28/2023 4.47%	325,289.25 325,211.47	100.62 4.31%	327,013.19 4,996.88	0.82% 1,801.72	Aaa/AA+ AA+	3.66 3.29
3130AWTR1	FEDERAL HOME LOAN BANKS 4.375 09/08/2028	750,000.00	09/12/2023 4.49%	746,200.50 747,191.58	99.96 4.39%	749,702.81 10,299.48	1.89% 2,511.22	Aaa/AA+ AA+	3.69 3.32
<b>Total Agency</b>		<b>8,815,000.00</b>	<b>4.18%</b>	<b>8,681,048.10</b> <b>8,760,491.35</b>	<b>99.31</b> <b>4.30%</b>	<b>8,751,909.88</b> <b>86,979.58</b>	<b>22.06%</b> <b>(8,581.47)</b>	<b>Aaa/AA+</b> <b>AA+</b>	<b>2.05</b> <b>1.90</b>

AGENCY CMBS									
3137BHCY1	FHMS K-044 A2 2.811 01/25/2025	98,554.37	06/16/2022 3.71%	96,290.70 98,554.37	99.69 0.00%	98,249.64 230.86	0.25% (304.73)	Aaa/AA+ AAA	0.07 0.00
3137F4WZ1	FHMS K-731 A2 3.6 02/25/2025	188,036.56	05/03/2022 3.03%	190,181.35 188,098.72	99.69 0.00%	187,453.50 564.11	0.47% (645.22)	Aaa/AA+ AAA	0.15 0.00
3137BM7C4	FHMS K-051 A2 3.308 09/25/2025	386,808.70	05/18/2022 3.07%	388,772.97 387,207.46	99.07 4.50%	383,220.59 1,066.30	0.97% (3,986.87)	Aaa/AA+ AAA	0.73 0.61
3137BNGT5	FHMS K-054 A2 2.745 01/25/2026	341,445.81	12/15/2022 4.28%	326,560.91 336,542.39	98.29 4.37%	335,616.65 781.06	0.85% (925.74)	Aaa/AA+ AAA	1.07 0.95
3137FQXJ7	FHMS K-737 A2 2.525 10/25/2026	250,000.00	12/12/2023 4.77%	235,546.88 240,968.57	96.69 4.52%	241,718.55 526.04	0.61% 749.98	Aaa/AA+ AAA	1.82 1.61
3137BTUM1	FHMS K-061 A2 3.347 11/25/2026	536,265.68	04/23/2024 5.17%	513,453.44 519,659.17	97.60 4.66%	523,385.65 1,495.73	1.32% 3,726.48	Aaa/AA+ AAA	1.90 1.70



# HOLDINGS REPORT



Beaumont-Cherry Valley Water District | [REDACTED] | As of December 31, 2024

Cusip	Security Description	Par Value/ Units	Purchase Date Purchase Yield	Cost Value Book Value	Mkt Price Mkt YTM	Market Value Accrued Int.	% of Port. Gain/Loss	Moody's/ S&P/ Fitch	Maturity Duration
3137F2LJ3	FHMS K-066 A2 3.117 06/25/2027	350,000.00	04/18/2024 5.06%	330,654.30 334,970.40	96.71 4.56%	338,485.74 909.13	0.85% 3,515.33	Aaa/AA+ AAA	2.48 2.19
3137FBBX3	FHMS K-068 A2 3.244 08/25/2027	600,000.00	10/27/2023 5.24%	559,078.13 571,862.48	96.67 4.57%	579,991.20 1,622.00	1.46% 8,128.72	Aaa/AA+ AA+	2.65 2.42
3137FETNO	FHMS K-073 A2 3.35 01/25/2028	130,000.00	07/10/2023 4.67%	123,083.59 125,362.24	96.44 4.60%	125,377.16 362.92	0.32% 14.93	Aaa/AA+ AAA	3.07 2.75
3137FG6X8	FHMS K-077 A2 3.85 05/25/2028	450,000.00	12/11/2024 4.40%	441,720.70 441,828.22	97.28 4.70%	437,765.85 1,443.75	1.10% (4,062.37)	Aaa/AA+ AAA	3.40 3.04
3137H5YC5	FHMS K-748 A2 2.26 01/25/2029	450,000.00	09/24/2024 3.79%	422,912.11 424,582.27	91.15 4.71%	410,193.99 847.50	1.03% (14,388.28)	Aaa/AA+ AAA	4.07 3.71
<b>Total Agency CMBS</b>		<b>3,781,111.12</b>	<b>4.43%</b>	<b>3,628,255.07 3,669,636.29</b>	<b>96.89 4.23%</b>	<b>3,661,458.50 9,849.40</b>	<b>9.23% (8,177.79)</b>	<b>Aaa/AA+ AAA</b>	<b>2.19 1.96</b>

CASH									
CCYUSD	Receivable	3,534.81	-- 0.00%	3,534.81 3,534.81	1.00 0.00%	3,534.81 0.00	0.01% 0.00	Aaa/AAA AAA	0.00 0.00
<b>Total Cash</b>		<b>3,534.81</b>	<b>0.00%</b>	<b>3,534.81</b>	<b>1.00 0.00%</b>	<b>3,534.81 0.00</b>	<b>0.01% 0.00</b>	<b>Aaa/AAA AAA</b>	<b>0.00 0.00</b>

CORPORATE									
89236TJT3	TOYOTA MOTOR CREDIT CORP 1.45 01/13/2025	150,000.00	04/18/2022 2.99%	143,931.00 149,927.10	99.90 4.72%	149,848.80 1,015.00	0.38% (78.30)	A1/A+ A+	0.04 0.03
00440EAS6	CHUBB INA HOLDINGS LLC 3.15 03/15/2025	450,000.00	-- 3.67%	443,992.50 449,558.08	99.67 4.76%	448,509.15 4,173.75	1.13% (1,048.93)	A2/A A	0.20 0.20
69371RR73	PACCAR FINANCIAL CORP 2.85 04/07/2025	120,000.00	03/31/2022 2.86%	119,968.80 119,997.27	99.54 4.58%	119,448.46 798.00	0.30% (548.80)	A1/A+ NA	0.27 0.26
023135CE4	AMAZON.COM INC 3.0 04/13/2025	450,000.00	-- 3.21%	447,451.25 449,741.26	99.59 4.44%	448,171.72 2,925.00	1.13% (1,569.54)	A1/AA AA-	0.28 0.28
78016EZ59	ROYAL BANK OF CANADA 3.375 04/14/2025	400,000.00	-- 3.64%	397,033.20 399,715.81	99.67 4.54%	398,663.69 2,887.50	1.01% (1,052.13)	A1/A AA-	0.28 0.28
06406RBC0	BANK OF NEW YORK MELLON CORP 3.35 04/25/2025	400,000.00	-- 3.27%	400,918.40 400,071.31	99.61 4.57%	398,451.29 2,456.67	1.00% (1,620.02)	Aa3/A AA-	0.31 0.31
808513AX3	CHARLES SCHWAB CORP 3.85 05/21/2025	450,000.00	06/22/2022 3.80%	450,561.98 450,044.35	99.72 4.56%	448,746.32 1,925.00	1.13% (1,298.03)	A2/A- A	0.39 0.38



# HOLDINGS REPORT



Beaumont-Cherry Valley Water District | [REDACTED] | As of December 31, 2024

Cusip	Security Description	Par Value/ Units	Purchase Date Purchase Yield	Cost Value Book Value	Mkt Price Mkt YTM	Market Value Accrued Int.	% of Port. Gain/Loss	Moody's/ S&P/ Fitch	Maturity Duration
63743HFE7	NATIONAL RURAL UTILITIES COOPERATIVE FINANCE CORP 3.45 06/15/2025	60,000.00	04/27/2022 3.46%	59,983.80 59,997.65	99.43 4.73%	59,656.78 92.00	0.15% (340.87)	A2/A- A	0.45 0.44
26442UAA2	DUKE ENERGY PROGRESS LLC 3.25 08/15/2025	400,000.00	-- 3.26%	399,859.00 399,960.29	99.17 4.61%	396,690.72 4,911.11	1.00% (3,269.57)	Aa3/A WR	0.62 0.60
89236TKF1	TOYOTA MOTOR CREDIT CORP 3.65 08/18/2025	180,000.00	08/15/2022 3.68%	179,838.00 179,966.15	99.47 4.50%	179,053.68 2,427.25	0.45% (912.47)	A1/A+ A+	0.63 0.61
931142EW9	WALMART INC 3.9 09/09/2025	100,000.00	09/06/2022 3.92%	99,930.00 99,983.97	99.65 4.42%	99,648.88 1,213.33	0.25% (335.09)	Aa2/AA AA	0.69 0.66
437076CR1	HOME DEPOT INC 4.0 09/15/2025	450,000.00	09/14/2022 4.11%	448,560.00 449,661.10	99.66 4.48%	448,484.92 5,300.00	1.13% (1,176.18)	A2/A A	0.71 0.68
63743HFF4	NATIONAL RURAL UTILITIES COOPERATIVE FINANCE CORP 5.45 10/30/2025	145,000.00	10/20/2022 5.50%	144,805.70 144,946.41	100.72 4.54%	146,047.05 1,339.03	0.37% 1,100.63	A2/A- A	0.83 0.80
756109BE3	REALTY INCOME CORP 4.625 11/01/2025	400,000.00	09/20/2022 4.64%	399,764.00 399,936.84	99.87 4.77%	399,497.81 3,083.33	1.01% (439.04)	A3/A- NA	0.84 0.80
637432NG6	NATIONAL RURAL UTILITIES COOPERATIVE FINANCE CORP 3.25 11/01/2025	60,000.00	04/14/2022 3.31%	59,880.00 59,971.76	98.79 4.75%	59,271.69 325.00	0.15% (700.08)	A1/A- A+	0.84 0.80
14913R3B1	CATERPILLAR FINANCIAL SERVICES CORP 4.8 01/06/2026	370,000.00	01/20/2023 4.35%	374,554.70 371,563.30	100.28 4.51%	371,037.44 8,633.33	0.94% (525.86)	A2/A A+	1.02 0.95
69371RS56	PACCAR FINANCIAL CORP 5.05 08/10/2026	350,000.00	12/18/2023 4.56%	354,242.00 352,578.64	100.92 4.45%	353,204.64 6,922.71	0.89% 626.00	A1/A+ NA	1.61 1.50
713448FW3	PEPSICO INC 5.125 11/10/2026	150,000.00	11/08/2023 5.13%	149,959.50 149,974.95	101.25 4.41%	151,869.87 1,089.06	0.38% 1,894.92	A1/A+ NA	1.86 1.67
17275RBQ4	CISCO SYSTEMS INC 4.8 02/26/2027	455,000.00	-- 4.82%	454,803.50 454,858.50	100.73 4.44%	458,321.51 7,583.33	1.16% 3,463.01	A1/AA- NA	2.16 1.92
857477CL5	STATE STREET CORP 4.993 03/18/2027	440,000.00	03/13/2024 4.99%	440,000.00 440,000.00	100.83 4.59%	443,662.07 6,285.63	1.12% 3,662.07	Aa3/A AA-	2.21 1.97
89115A2W1	TORONTO-DOMINION BANK 4.98 04/05/2027	415,000.00	03/26/2024 4.98%	415,000.00 415,000.00	100.33 4.82%	416,372.03 4,937.12	1.05% 1,372.03	A2/A- AA-	2.26 2.09
665859AW4	NORTHERN TRUST CORP 4.0 05/10/2027	450,000.00	-- 3.99%	450,269.40 450,128.57	98.68 4.59%	444,079.04 2,550.00	1.12% (6,049.53)	A2/A+ A+	2.36 2.21
91324PEG3	UNITEDHEALTH GROUP INC 3.7 05/15/2027	115,000.00	05/17/2022 3.69%	115,055.80 115,026.74	98.03 4.59%	112,731.11 543.69	0.28% (2,295.63)	A2/A+ A	2.37 2.23

# HOLDINGS REPORT



Beaumont-Cherry Valley Water District | [REDACTED] | As of December 31, 2024

Cusip	Security Description	Par Value/ Units	Purchase Date Purchase Yield	Cost Value Book Value	Mkt Price Mkt YTM	Market Value Accrued Int.	% of Port. Gain/Loss	Moody's/ S&P/ Fitch	Maturity Duration
09290DAH4	BLACKROCK INC 4.6 07/26/2027	450,000.00	07/18/2024 4.57%	450,387.00 450,329.22	100.23 4.50%	451,023.93 8,912.50	1.14% 694.71	Aa3/AA- NA	2.57 2.28
341081GN1	FLORIDA POWER & LIGHT CO 4.4 05/15/2028	450,000.00	05/23/2023 4.59%	446,175.00 447,410.70	99.00 4.72%	445,513.21 2,530.00	1.12% (1,897.50)	Aa2/A+ AA-	3.37 3.08
58933YBH7	MERCK & CO INC 4.05 05/17/2028	110,000.00	05/08/2023 4.07%	109,910.90 109,939.92	98.53 4.52%	108,384.06 544.50	0.27% (1,555.85)	A1/A+ NA	3.38 3.10
61690U8E3	MORGAN STANLEY BANK NA 4.968 07/14/2028	450,000.00	07/17/2024 4.97%	450,000.00 450,000.00	100.32 4.96%	451,461.20 10,060.20	1.14% 1,461.20	Aa3/A+ AA-	3.54 2.30
713448FX1	PEPSICO INC 4.5 07/17/2029	300,000.00	07/16/2024 4.52%	299,694.00 299,722.15	99.81 4.55%	299,428.51 6,150.00	0.75% (293.64)	A1/A+ NA	4.54 3.98
532457CQ9	ELI LILLY AND CO 4.2 08/14/2029	475,000.00	08/12/2024 4.22%	474,534.50 474,570.19	97.91 4.71%	465,053.85 7,592.08	1.17% (9,516.34)	A1/A+ NA	4.62 4.08
<b>Total Corporate</b>		<b>9,195,000.00</b>	<b>4.18%</b>	<b>9,181,063.93</b> <b>9,194,582.25</b>	<b>99.76</b> <b>4.61%</b>	<b>9,172,333.42</b> <b>109,206.14</b>	<b>23.12%</b> <b>(22,248.83)</b>	<b>A1/A</b> <b>A+</b>	<b>1.69</b> <b>1.50</b>
<b>MONEY MARKET FUND</b>									
31846V203	FIRST AMER:GVT OBLG Y	85,845.09	-- 4.09%	85,845.09 85,845.09	1.00 4.09%	85,845.09 0.00	0.22% 0.00	Aaa/ AAAm AAA	0.00 0.00
<b>Total Money Market Fund</b>		<b>85,845.09</b>	<b>4.09%</b>	<b>85,845.09</b> <b>85,845.09</b>	<b>1.00</b> <b>4.09%</b>	<b>85,845.09</b> <b>0.00</b>	<b>0.22%</b> <b>0.00</b>	<b>Aaa/</b> <b>AAAm</b> <b>AAA</b>	<b>0.00</b> <b>0.00</b>
<b>SUPRANATIONAL</b>									
45950KDD9	INTERNATIONAL FINANCE CORP 4.5 07/13/2028	340,000.00	07/06/2023 4.53%	339,622.60 339,733.73	100.41 4.37%	341,391.27 7,140.00	0.86% 1,657.54	Aaa/AAA NA	3.53 3.17
<b>Total Supranational</b>		<b>340,000.00</b>	<b>4.53%</b>	<b>339,622.60</b> <b>339,733.73</b>	<b>100.41</b> <b>4.37%</b>	<b>341,391.27</b> <b>7,140.00</b>	<b>0.86%</b> <b>1,657.54</b>	<b>Aaa/AAA</b> <b>NA</b>	<b>3.53</b> <b>3.17</b>
<b>US TREASURY</b>									
91282CDS7	UNITED STATES TREASURY 1.125 01/15/2025	775,000.00	-- 3.00%	737,794.93 774,464.97	99.89 4.35%	774,112.07 4,027.68	1.95% (352.89)	Aaa/AA+ AA+	0.04 0.04
91282CDZ1	UNITED STATES TREASURY 1.5 02/15/2025	750,000.00	-- 2.87%	723,125.00 748,781.16	99.65 4.42%	747,372.35 4,249.32	1.88% (1,408.81)	Aaa/AA+ AA+	0.13 0.12

# HOLDINGS REPORT



Beaumont-Cherry Valley Water District | [REDACTED] | As of December 31, 2024

Cusip	Security Description	Par Value/ Units	Purchase Date Purchase Yield	Cost Value Book Value	Mkt Price Mkt YTM	Market Value Accrued Int.	% of Port. Gain/Loss	Moody's/ S&P/ Fitch	Maturity Duration
91282CED9	UNITED STATES TREASURY 1.75 03/15/2025	750,000.00	-- 2.92%	726,035.16 748,311.89	99.50 4.28%	746,221.05 3,915.75	1.88% (2,090.84)	Aaa/AA+ AA+	0.20 0.20
91282CEH0	UNITED STATES TREASURY 2.625 04/15/2025	500,000.00	06/28/2022 3.23%	491,933.59 499,178.35	99.53 4.27%	497,668.42 2,812.50	1.25% (1,509.93)	Aaa/AA+ AA+	0.29 0.28
912828XB1	UNITED STATES TREASURY 2.125 05/15/2025	750,000.00	-- 3.08%	729,971.68 747,483.74	99.22 4.28%	744,123.79 2,069.23	1.88% (3,359.96)	Aaa/AA+ AA+	0.37 0.36
91282CEU1	UNITED STATES TREASURY 2.875 06/15/2025	670,000.00	06/28/2022 3.22%	663,457.03 669,002.23	99.40 4.23%	665,954.35 899.62	1.68% (3,047.87)	Aaa/AA+ AA+	0.45 0.44
91282CAB7	UNITED STATES TREASURY 0.25 07/31/2025	800,000.00	-- 4.30%	732,058.59 787,627.73	97.73 4.27%	781,804.33 836.96	1.97% (5,823.40)	Aaa/AA+ AA+	0.58 0.57
91282CFP1	UNITED STATES TREASURY 4.25 10/15/2025	600,000.00	10/18/2022 4.45%	596,554.69 599,094.50	100.03 4.21%	600,151.39 5,464.29	1.51% 1,056.89	Aaa/AA+ AA+	0.79 0.76
91282CFW6	UNITED STATES TREASURY 4.5 11/15/2025	750,000.00	11/09/2022 4.55%	748,945.31 749,693.99	100.19 4.27%	751,393.50 4,381.91	1.89% 1,699.51	Aaa/AA+ AA+	0.87 0.84
91282CBT7	UNITED STATES TREASURY 0.75 03/31/2026	750,000.00	-- 2.95%	690,097.65 730,584.72	95.78 4.27%	718,379.28 1,437.16	1.81% (12,205.44)	Aaa/AA+ AA+	1.25 1.21
91282CFU0	UNITED STATES TREASURY 4.125 10/31/2027	1,000,000.00	09/15/2023 4.56%	983,867.19 988,919.42	99.61 4.27%	996,054.49 7,064.92	2.51% 7,135.07	Aaa/AA+ AA+	2.83 2.62
91282CGT2	UNITED STATES TREASURY 3.625 03/31/2028	800,000.00	06/15/2023 3.96%	788,312.50 792,085.89	97.94 4.31%	783,538.30 7,409.34	1.98% (8,547.60)	Aaa/AA+ AA+	3.25 2.99
91282CHA2	UNITED STATES TREASURY 3.5 04/30/2028	475,000.00	-- 3.77%	469,363.29 471,084.40	97.48 4.32%	463,018.12 2,847.38	1.17% (8,066.28)	Aaa/AA+ AA+	3.33 3.08
91282CHK0	UNITED STATES TREASURY 4.0 06/30/2028	750,000.00	02/22/2024 4.37%	739,189.45 741,318.90	98.97 4.32%	742,245.26 82.87	1.87% 926.36	Aaa/AA+ AA+	3.50 3.22
91282CKD2	UNITED STATES TREASURY 4.25 02/28/2029	600,000.00	-- 4.35%	597,252.93 597,912.86	99.53 4.37%	597,195.55 8,664.36	1.51% (717.32)	Aaa/AA+ AA+	4.16 3.72
91282CKP5	UNITED STATES TREASURY 4.625 04/30/2029	725,000.00	05/22/2024 4.45%	730,437.50 729,764.98	100.96 4.38%	731,948.44 5,742.92	1.85% 2,183.47	Aaa/AA+ AA+	4.33 3.86
91282CKT7	UNITED STATES TREASURY 4.5 05/31/2029	700,000.00	-- 4.11%	711,972.66 710,948.83	100.48 4.38%	703,344.87 2,769.23	1.77% (7,603.97)	Aaa/AA+ AA+	4.41 3.95
91282CLK5	UNITED STATES TREASURY 3.625 08/31/2029	450,000.00	09/25/2024 3.51%	452,267.58 452,145.38	96.82 4.39%	435,712.40 5,542.65	1.10% (16,432.98)	Aaa/AA+ AA+	4.67 4.18
91282CLN9	UNITED STATES TREASURY 3.5 09/30/2029	750,000.00	10/25/2024 4.02%	732,685.55 733,311.49	96.22 4.39%	721,645.31 6,706.73	1.82% (11,666.18)	Aaa/AA+ AA+	4.75 4.27
91282CLR0	UNITED STATES TREASURY 4.125 10/31/2029	500,000.00	12/30/2024 4.38%	494,531.25 494,534.35	98.85 4.39%	494,241.82 3,532.46	1.25% (292.53)	Aaa/AA+ AA+	4.83 4.30

# HOLDINGS REPORT



Beaumont-Cherry Valley Water District | [REDACTED] | As of December 31, 2024

Cusip	Security Description	Par Value/ Units	Purchase Date Purchase Yield	Cost Value Book Value	Mkt Price Mkt YTM	Market Value Accrued Int.	% of Port. Gain/Loss	Moody's/ S&P/ Fitch	Maturity Duration
91282CMD0	UNITED STATES TREASURY 4.375 12/31/2029	500,000.00	12/30/2024 4.38%	499,980.47 499,980.48	99.95 4.39%	499,748.82 60.43	1.26% (231.66)	Aaa/AA+ AA+	5.00 4.44
<b>Total US Treasury</b>		<b>14,345,000.00</b>	<b>3.83%</b>	<b>14,039,834.00</b> <b>14,266,230.26</b>	<b>98.98</b> <b>4.32%</b>	<b>14,195,873.90</b> <b>80,517.70</b>	<b>35.79%</b> <b>(70,356.36)</b>	<b>Aaa/AA+</b> <b>AA+</b>	<b>2.26</b> <b>2.06</b>
<b>Total Portfolio</b>		<b>40,000,635.44</b>	<b>4.14%</b>	<b>39,392,776.43</b> <b>39,755,170.14</b>	<b>98.97</b> <b>4.39%</b>	<b>39,666,088.30</b> <b>299,749.62</b>	<b>100.00%</b> <b>(89,081.85)</b>	<b>Aa2/AA-</b> <b>AA</b>	<b>2.17</b> <b>1.83</b>
<b>Total Market Value + Accrued</b>						<b>39,965,837.92</b>			



INCOME EARNED

Beaumont-Cherry Valley Water District | [REDACTED] | As of December 31, 2024

Cusip	Security Description	Trade Date Settle Date Units	Book Value: Begin Book Value: Acq Book Value: Disp Book Value: End	Prior Accrued Inc. Received Ending Accrued Total Interest	Accr. Of Discount Amort. Of Premium Net Accret/Amort Income Earned	Total Income
<b>CASH &amp; EQUIVALENTS</b>						
31846V203	FIRST AMER:GVT OBLG Y	85,845.09	1,136,556.19 315,172.67 (1,365,883.77) 85,845.09	0.00 3,273.19 0.00 3,273.19	0.00 0.00 0.00 3,273.19	3,273.19
CCYUSD	Receivable	3,534.81	19,019.61 0.00 0.00 3,534.81	0.00 0.00 0.00 0.00	0.00 0.00 0.00 0.00	0.00
<b>Total Cash &amp; Equivalents</b>		<b>89,379.90</b>	<b>1,155,575.80 315,172.67 (1,365,883.77) 89,379.90</b>	<b>0.00 3,273.19 0.00 3,273.19</b>	<b>0.00 0.00 0.00 3,273.19</b>	<b>3,273.19</b>
<b>FIXED INCOME</b>						
00440EAS6	CHUBB INA HOLDINGS LLC 3.15 03/15/2025	450,000.00	449,370.41 0.00 0.00 449,558.08	2,992.50 0.00 4,173.75 1,181.25	187.67 0.00 187.67 1,368.92	1,368.92
023135CE4	AMAZON.COM INC 3.0 04/13/2025	450,000.00	449,662.62 0.00 0.00 449,741.26	1,800.00 0.00 2,925.00 1,125.00	95.40 (16.76) 78.64 1,203.64	1,203.64
02582JJT8	AMXCA 2022-2 A 3.39 05/17/2027	235,000.00	234,988.62 0.00 0.00 234,990.76	354.07 663.88 354.07 663.88	2.14 0.00 2.14 666.02	666.02
05522RDJ4	BACCT 2024-1 A 4.93 05/15/2029	195,000.00	194,990.14 0.00 0.00 194,990.33	427.27 801.12 427.27 801.12	0.19 0.00 0.19 801.31	801.31
05593AAC3	BMWLT 2023-1 A3 5.16 11/25/2025	12,843.77	18,197.31 0.00 (5,353.69) 12,843.67	15.65 78.25 11.05 73.65	0.05 0.00 0.05 73.70	73.70

# INCOME EARNED



Beaumont-Cherry Valley Water District | [REDACTED] | As of December 31, 2024

Cusip	Security Description	Trade Date Settle Date Units	Book Value: Begin Book Value: Acq Book Value: Disp Book Value: End	Prior Accrued Inc. Received Ending Accrued Total Interest	Accr. Of Discount Amort. Of Premium Net Accret/Amort Income Earned	Total Income
05611UAD5	BMWLT 2024-1 A3 4.98 03/25/2027	06/20/2024 06/21/2024 300,000.00	298,664.23 0.00 0.00 298,713.29	249.00 1,245.00 249.00 1,245.00	49.06 0.00 49.06 1,294.06	1,294.06
06406RBC0	BANK OF NEW YORK MELLON CORP 3.35 04/25/2025	400,000.00	400,098.10 0.00 0.00 400,071.31	1,340.00 0.00 2,456.67 1,116.67	0.44 (27.23) (26.80) 1,089.87	1,089.87
09290DAH4	BLACKROCK INC 4.6 07/26/2027	07/18/2024 07/26/2024 450,000.00	450,340.49 0.00 0.00 450,329.22	7,187.50 0.00 8,912.50 1,725.00	0.00 (11.26) (11.26) 1,713.74	1,713.74
096919AD7	BMWOT 2024-A A3 5.18 02/26/2029	375,000.00	377,137.92 0.00 0.00 377,083.01	323.75 1,618.75 323.75 1,618.75	0.48 (55.39) (54.91) 1,563.84	1,563.84
14913R3B1	CATERPILLAR FINANCIAL SERVICES CORP 4.8 01/06/2026	01/20/2023 01/24/2023 370,000.00	371,694.28 0.00 0.00 371,563.30	7,153.33 0.00 8,633.33 1,480.00	0.00 (130.98) (130.98) 1,349.02	1,349.02
161571HT4	CHAIT 2023-1 A 5.16 09/15/2028	09/07/2023 09/15/2023 410,000.00	409,913.91 0.00 0.00 409,915.84	940.27 1,763.00 940.27 1,763.00	1.93 0.00 1.93 1,764.93	1,764.93
17275RBQ4	CISCO SYSTEMS INC 4.8 02/26/2027	02/26/2024 455,000.00	454,853.00 0.00 0.00 454,858.50	5,763.33 0.00 7,583.33 1,820.00	7.54 (2.04) 5.50 1,825.50	1,825.50
26442UAA2	DUKE ENERGY PROGRESS LLC 3.25 08/15/2025	400,000.00	399,956.89 0.00 0.00 399,960.29	3,827.78 0.00 4,911.11 1,083.33	8.42 (5.02) 3.40 1,086.74	1,086.74
3130A9YY1	FEDERAL HOME LOAN BANKS 2.125 12/11/2026	11/28/2023 11/29/2023 900,000.00	858,242.76 0.00 0.00 859,992.05	9,031.25 9,562.50 1,062.50 1,593.75	1,749.29 0.00 1,749.29 3,343.04	3,343.04

# INCOME EARNED



Beaumont-Cherry Valley Water District | [REDACTED] | As of December 31, 2024

Cusip	Security Description	Trade Date Settle Date Units	Book Value: Begin Book Value: Acq Book Value: Disp Book Value: End	Prior Accrued Inc. Received Ending Accrued Total Interest	Accr. Of Discount Amort. Of Premium Net Accret/Amort Income Earned	Total Income
3130ALEM2	FEDERAL HOME LOAN BANKS 0.79 02/25/2026	05/12/2022 05/13/2022 400,000.00	389,963.29 0.00 0.00 390,653.18	842.67 0.00 1,106.00 263.33	689.88 0.00 689.88 953.22	953.22
3130AQMR1	FEDERAL HOME LOAN BANKS 1.25 01/27/2025	04/18/2022 04/19/2022 150,000.00	149,665.19 0.00 0.00 149,847.28	645.83 0.00 802.08 156.25	182.09 0.00 182.09 338.34	338.34
3130AWTR1	FEDERAL HOME LOAN BANKS 4.375 09/08/2028	09/12/2023 09/14/2023 750,000.00	747,126.90 0.00 0.00 747,191.58	7,565.10 0.00 10,299.48 2,734.37	64.68 0.00 64.68 2,799.06	2,799.06
3130AXU63	FEDERAL HOME LOAN BANKS 4.625 11/17/2026	12/18/2023 12/19/2023 475,000.00	478,439.36 0.00 0.00 478,290.45	854.34 0.00 2,685.07 1,830.73	0.00 (148.91) (148.91) 1,681.82	1,681.82
3130B0TY5	FEDERAL HOME LOAN BANKS 4.75 04/09/2027	04/10/2024 04/11/2024 465,000.00	464,035.22 0.00 0.00 464,070.03	3,190.42 0.00 5,031.04 1,840.63	34.82 0.00 34.82 1,875.44	1,875.44
3133EP6K6	FEDERAL FARM CREDIT BANKS FUNDING CORP 4.5 03/26/2027	03/25/2024 03/26/2024 750,000.00	750,839.21 0.00 0.00 750,808.42	6,093.75 0.00 8,906.25 2,812.50	0.00 (30.79) (30.79) 2,781.71	2,781.71
3133EPBJ3	FEDERAL FARM CREDIT BANKS FUNDING CORP 4.375 02/23/2026	02/21/2023 02/23/2023 725,000.00	723,945.61 0.00 0.00 724,018.41	8,634.55 0.00 11,277.78 2,643.23	72.80 0.00 72.80 2,716.03	2,716.03
3133EPBM6	FEDERAL FARM CREDIT BANKS FUNDING CORP 4.125 08/23/2027	02/21/2023 02/23/2023 750,000.00	747,536.74 0.00 0.00 747,613.48	8,421.88 0.00 11,000.00 2,578.13	76.74 0.00 76.74 2,654.87	2,654.87
3133EPCF0	FEDERAL FARM CREDIT BANKS FUNDING CORP 4.5 03/02/2026	03/23/2023 03/24/2023 750,000.00	754,601.40 0.00 0.00 754,288.58	8,343.75 0.00 11,156.25 2,812.50	0.00 (312.81) (312.81) 2,499.69	2,499.69



# INCOME EARNED



Beaumont-Cherry Valley Water District | [REDACTED] | As of December 31, 2024

Cusip	Security Description	Trade Date Settle Date Units	Book Value: Begin Book Value: Acq Book Value: Disp Book Value: End	Prior Accrued Inc. Received Ending Accrued Total Interest	Accr. Of Discount Amort. Of Premium Net Accret/Amort Income Earned	Total Income
3133EPGW9	FEDERAL FARM CREDIT BANKS FUNDING CORP 3.875 04/25/2028	04/24/2023 04/25/2023 800,000.00	802,727.89 0.00 0.00 802,659.75	3,100.00 0.00 5,683.33 2,583.33	0.00 (68.14) (68.14) 2,515.19	2,515.19
3133EPK79	FEDERAL FARM CREDIT BANKS FUNDING CORP 4.375 12/07/2026	12/18/2023 12/19/2023 475,000.00	476,331.96 0.00 0.00 476,275.86	10,044.27 10,390.63 1,385.42 1,731.78	0.00 (56.10) (56.10) 1,675.67	1,675.67
3133EPUN3	FEDERAL FARM CREDIT BANKS FUNDING CORP 4.5 08/28/2028	08/28/2023 08/29/2023 325,000.00	325,216.38 0.00 0.00 325,211.47	3,778.13 0.00 4,996.88 1,218.75	0.00 (4.91) (4.91) 1,213.84	1,213.84
3133EPW68	FEDERAL FARM CREDIT BANKS FUNDING CORP 4.125 01/22/2026	01/24/2024 01/25/2024 600,000.00	598,247.23 0.00 0.00 598,377.53	8,868.75 0.00 10,931.25 2,062.50	130.30 0.00 130.30 2,192.80	2,192.80
3135G05X7	FEDERAL NATIONAL MORTGAGE ASSOCIATION 0.375 08/25/2025	06/22/2022 06/23/2022 500,000.00	490,036.45 0.00 0.00 491,193.27	500.00 0.00 656.25 156.25	1,156.82 0.00 1,156.82 1,313.07	1,313.07
3137BFXT3	FHMS K-042 A2 2.67 12/25/2024	06/22/2022 06/27/2022 0.00	36,420.11 0.00 (36,420.11) 0.00	81.03 81.03 0.00 (0.00)	0.00 0.00 0.00 (0.00)	(0.00)
3137BHCY1	FHMS K-044 A2 2.811 01/25/2025	06/16/2022 06/22/2022 98,554.37	268,001.36 0.00 (169,653.67) 98,554.37	628.28 628.28 230.86 230.87	206.68 0.00 206.68 437.55	437.55
3137BM7C4	FHMS K-051 A2 3.308 09/25/2025	05/18/2022 05/23/2022 386,808.70	388,110.27 0.00 (850.95) 387,207.46	1,068.65 1,068.65 1,066.30 1,066.30	0.00 (51.86) (51.86) 1,014.44	1,014.44
3137BNGT5	FHMS K-054 A2 2.745 01/25/2026	12/15/2022 12/20/2022 341,445.81	344,546.85 0.00 (8,554.19) 336,542.39	800.63 800.63 781.06 781.06	549.73 0.00 549.73 1,330.79	1,330.79



# INCOME EARNED



Beaumont-Cherry Valley Water District | [REDACTED] | As of December 31, 2024

Cusip	Security Description	Trade Date Settle Date Units	Book Value: Begin Book Value: Acq Book Value: Disp Book Value: End	Prior Accrued Inc. Received Ending Accrued Total Interest	Accr. Of Discount Amort. Of Premium Net Accret/Amort Income Earned	Total Income
3137BTUM1	FHMS K-061 A2 3.347 11/25/2026	04/23/2024 04/26/2024 536,265.68	519,976.27 0.00 (1,123.01) 519,659.17	1,498.87 1,498.87 1,495.73 1,495.74	805.90 0.00 805.90 2,301.63	2,301.63
3137F2LJ3	FHMS K-066 A2 3.117 06/25/2027	04/18/2024 04/23/2024 350,000.00	334,441.55 0.00 0.00 334,970.40	909.13 909.13 909.13 909.13	528.85 0.00 528.85 1,437.98	1,437.98
3137F4WZ1	FHMS K-731 A2 3.6 02/25/2025	05/03/2022 05/06/2022 188,036.56	221,112.79 0.00 (32,930.14) 188,098.72	662.90 662.90 564.11 564.11	0.00 (83.93) (83.93) 480.18	480.18
3137FBBX3	FHMS K-068 A2 3.244 08/25/2027	10/27/2023 10/31/2023 600,000.00	570,936.51 0.00 0.00 571,862.48	1,622.00 1,622.00 1,622.00 1,622.00	925.97 0.00 925.97 2,547.97	2,547.97
3137FETN0	FHMS K-073 A2 3.35 01/25/2028	07/10/2023 07/13/2023 130,000.00	125,230.94 0.00 0.00 125,362.24	362.92 362.92 362.92 362.92	131.30 0.00 131.30 494.22	494.22
3137FG6X8	FHMS K-077 A2 3.85 05/25/2028	12/11/2024 12/16/2024 450,000.00	0.00 441,720.70 0.00 441,828.22	0.00 (721.88) 1,443.75 721.87	107.52 0.00 107.52 829.39	829.39
3137FQXJ7	FHMS K-737 A2 2.525 10/25/2026	12/12/2023 12/15/2023 250,000.00	240,529.74 0.00 0.00 240,968.57	526.04 526.04 526.04 526.04	438.83 0.00 438.83 964.87	964.87
3137H5YC5	FHMS K-748 A2 2.26 01/25/2029	09/24/2024 09/27/2024 450,000.00	424,042.95 0.00 0.00 424,582.27	847.50 847.50 847.50 847.50	539.32 0.00 539.32 1,386.82	1,386.82
341081GN1	FLORIDA POWER & LIGHT CO 4.4 05/15/2028	05/23/2023 05/25/2023 450,000.00	447,345.45 0.00 0.00 447,410.70	880.00 0.00 2,530.00 1,650.00	65.26 0.00 65.26 1,715.26	1,715.26

# INCOME EARNED



Beaumont-Cherry Valley Water District | [REDACTED] | As of December 31, 2024

Cusip	Security Description	Trade Date Settle Date Units	Book Value: Begin Book Value: Acq Book Value: Disp Book Value: End	Prior Accrued Inc. Received Ending Accrued Total Interest	Accr. Of Discount Amort. Of Premium Net Accret/Amort Income Earned	Total Income
34535VAD6	FORDO 2024-D 4.61 08/15/2029	11/19/2024 11/22/2024 235,000.00	234,992.50 0.00 0.00 234,992.63	270.84 692.14 481.49 902.79	0.14 0.00 0.14 902.93	902.93
362585AC5	GMCAR 2022-2 A3 3.1 02/16/2027	04/05/2022 04/13/2022 18,421.70	20,206.17 0.00 (1,785.99) 18,420.36	26.10 52.20 23.79 49.89	0.19 0.00 0.19 50.08	50.08
36265WAD5	GMCAR 2022-3 A3 3.64 04/16/2027	07/06/2022 07/13/2022 32,754.62	35,899.33 0.00 (3,144.81) 32,754.53	54.45 108.90 49.68 104.13	0.01 0.00 0.01 104.14	104.14
36269WAD1	GMALT 2024-2 A3 5.39 07/20/2027	05/07/2024 05/16/2024 140,000.00	139,993.27 0.00 0.00 139,993.48	230.57 628.83 230.57 628.83	0.22 0.00 0.22 629.05	629.05
437076CR1	HOME DEPOT INC 4.0 09/15/2025	09/14/2022 09/19/2022 450,000.00	449,620.22 0.00 0.00 449,661.10	3,800.00 0.00 5,300.00 1,500.00	40.88 0.00 40.88 1,540.88	1,540.88
437918AC9	HAROT 2024-1 A3 5.21 08/15/2028	02/13/2024 02/21/2024 290,000.00	289,989.58 0.00 0.00 289,989.82	671.51 1,259.08 671.51 1,259.08	0.24 0.00 0.24 1,259.32	1,259.32
437930AC4	HONDO-242-A3 5.27 11/20/2028	05/14/2024 05/21/2024 105,000.00	104,988.75 0.00 0.00 104,988.99	199.82 461.13 199.82 461.13	0.24 0.00 0.24 461.37	461.37
43815JAC7	HAROT 2023-1 A3 5.04 04/21/2027	02/16/2023 02/24/2023 47,517.40	49,994.67 0.00 (2,482.60) 47,512.51	70.00 210.00 66.52 206.52	0.45 0.00 0.45 206.97	206.97
43815PAC3	HAROT 2022-2 A3 3.73 07/20/2026	08/15/2022 08/24/2022 25,955.96	28,804.55 0.00 (2,849.23) 25,955.42	38.80 89.54 34.96 85.70	0.09 0.00 0.09 85.79	85.79

# INCOME EARNED



Beaumont-Cherry Valley Water District | [REDACTED] | As of December 31, 2024

Cusip	Security Description	Trade Date Settle Date Units	Book Value: Begin Book Value: Acq Book Value: Disp Book Value: End	Prior Accrued Inc. Received Ending Accrued Total Interest	Accr. Of Discount Amort. Of Premium Net Accret/Amort Income Earned	Total Income
448973AD9	HART 2024-A A3 4.99 02/15/2029	03/11/2024 03/20/2024 155,000.00	154,970.70 0.00 0.00 154,971.29	343.76 644.54 343.76 644.54	0.59 0.00 0.59 645.13	645.13
45950KDD9	INTERNATIONAL FINANCE CORP 4.5 07/13/2028	07/06/2023 07/13/2023 340,000.00	339,727.33 0.00 0.00 339,733.73	5,865.00 0.00 7,140.00 1,275.00	6.40 0.00 6.40 1,281.40	1,281.40
47786WAD2	JDOT 2024-B A3 5.2 03/15/2029	06/11/2024 06/18/2024 100,000.00	99,982.32 0.00 0.00 99,982.67	231.11 433.33 231.11 433.33	0.35 0.00 0.35 433.68	433.68
47789QAC4	JDOT 2021-B A3 0.52 03/16/2026	05/02/2022 05/03/2022 14,954.35	17,644.49 0.00 (2,979.71) 14,728.81	4.14 7.77 3.46 7.08	64.04 0.00 64.04 71.12	71.12
47800AAC4	JDOT 2022-B A3 3.74 02/16/2027	07/12/2022 07/20/2022 70,202.48	74,609.59 0.00 (4,410.11) 70,199.76	124.02 232.54 116.69 225.21	0.29 0.00 0.29 225.50	225.50
47800BAC2	JDOT 2022-C A3 5.09 06/15/2027	10/12/2022 10/19/2022 160,065.02	168,219.79 0.00 (8,161.49) 160,058.84	380.57 713.56 362.10 695.10	0.54 0.00 0.54 695.64	695.64
47800RAD5	JDOT 2024 A3 4.96 11/15/2028	03/11/2024 03/19/2024 95,000.00	94,995.48 0.00 0.00 94,995.58	209.42 392.67 209.42 392.67	0.10 0.00 0.10 392.77	392.77
532457CQ9	ELI LILLY AND CO 4.2 08/14/2029	08/12/2024 08/14/2024 475,000.00	474,562.29 0.00 0.00 474,570.19	5,929.58 0.00 7,592.08 1,662.50	7.90 0.00 7.90 1,670.40	1,670.40
58770AAC7	MBART 2023-1 A3 4.51 11/15/2027	01/18/2023 01/25/2023 101,862.65	108,739.78 0.00 (6,885.15) 101,855.35	217.98 408.71 204.18 394.91	0.72 0.00 0.72 395.63	395.63

# INCOME EARNED



Beaumont-Cherry Valley Water District | [REDACTED] | As of December 31, 2024

Cusip	Security Description	Trade Date Settle Date Units	Book Value: Begin Book Value: Acq Book Value: Disp Book Value: End	Prior Accrued Inc. Received Ending Accrued Total Interest	Accr. Of Discount Amort. Of Premium Net Accret/Amort Income Earned	Total Income
58933YBH7	MERCK & CO INC 4.05 05/17/2028	05/08/2023 05/17/2023 110,000.00	109,938.41 0.00 0.00 109,939.92	173.25 0.00 544.50 371.25	1.51 0.00 1.51 372.76	372.76
61690U8E3	MORGAN STANLEY BANK NA 4.968 07/14/2028	07/17/2024 07/19/2024 450,000.00	450,000.00 0.00 0.00 450,000.00	8,197.20 0.00 10,060.20 1,863.00	0.00 0.00 0.00 1,863.00	1,863.00
637432NG6	NATIONAL RURAL UTILITIES COOPERATIVE FINANCE CORP 3.25 11/01/2025	04/14/2022 04/19/2022 60,000.00	59,968.89 0.00 0.00 59,971.76	162.50 0.00 325.00 162.50	2.88 0.00 2.88 165.38	165.38
63743HFE7	NATIONAL RURAL UTILITIES COOPERATIVE FINANCE CORP 3.45 06/15/2025	04/27/2022 05/04/2022 60,000.00	59,997.21 0.00 0.00 59,997.65	954.50 1,035.00 92.00 172.50	0.44 0.00 0.44 172.94	172.94
63743HFF4	NATIONAL RURAL UTILITIES COOPERATIVE FINANCE CORP 5.45 10/30/2025	10/20/2022 10/31/2022 145,000.00	144,940.91 0.00 0.00 144,946.41	680.49 0.00 1,339.03 658.54	5.50 0.00 5.50 664.04	664.04
665859AW4	NORTHERN TRUST CORP 4.0 05/10/2027	450,000.00	450,133.51 0.00 0.00 450,128.57	1,050.00 0.00 2,550.00 1,500.00	3.58 (8.51) (4.94) 1,495.06	1,495.06
69371RR73	PACCAR FINANCIAL CORP 2.85 04/07/2025	03/31/2022 04/07/2022 120,000.00	119,996.39 0.00 0.00 119,997.27	513.00 0.00 798.00 285.00	0.88 0.00 0.88 285.88	285.88
69371RS56	PACCAR FINANCIAL CORP 5.05 08/10/2026	12/18/2023 12/20/2023 350,000.00	352,715.06 0.00 0.00 352,578.64	5,449.79 0.00 6,922.71 1,472.92	0.00 (136.41) (136.41) 1,336.50	1,336.50
713448FW3	PEPSICO INC 5.125 11/10/2026	11/08/2023 11/10/2023 150,000.00	149,973.80 0.00 0.00 149,974.95	448.44 0.00 1,089.06 640.63	1.15 0.00 1.15 641.77	641.77

# INCOME EARNED



Beaumont-Cherry Valley Water District | [REDACTED] | As of December 31, 2024

Cusip	Security Description	Trade Date Settle Date Units	Book Value: Begin Book Value: Acq Book Value: Disp Book Value: End	Prior Accrued Inc. Received Ending Accrued Total Interest	Accr. Of Discount Amort. Of Premium Net Accret/Amort Income Earned	Total Income
713448FX1	PEPSICO INC 4.5 07/17/2029	07/16/2024 07/17/2024 300,000.00	299,716.96 0.00 0.00 299,722.15	5,025.00 0.00 6,150.00 1,125.00	5.19 0.00 5.19 1,130.19	1,130.19
756109BE3	REALTY INCOME CORP 4.625 11/01/2025	09/20/2022 09/22/2022 400,000.00	399,930.40 0.00 0.00 399,936.84	1,541.67 0.00 3,083.33 1,541.67	6.44 0.00 6.44 1,548.11	1,548.11
78016EZ59	ROYAL BANK OF CANADA 3.375 04/14/2025	400,000.00	399,630.28 0.00 0.00 399,715.81	1,762.50 0.00 2,887.50 1,125.00	85.53 0.00 85.53 1,210.53	1,210.53
808513AX3	CHARLES SCHWAB CORP 3.85 05/21/2025	06/22/2022 06/24/2022 450,000.00	450,061.75 0.00 0.00 450,044.35	481.25 0.00 1,925.00 1,443.75	0.00 (17.40) (17.40) 1,426.35	1,426.35
857477CL5	STATE STREET CORP 4.993 03/18/2027	03/13/2024 03/18/2024 440,000.00	440,000.00 0.00 0.00 440,000.00	4,454.87 0.00 6,285.63 1,830.77	0.00 0.00 0.00 1,830.77	1,830.77
89115A2W1	TORONTO-DOMINION BANK 4.98 04/05/2027	03/26/2024 04/05/2024 415,000.00	415,000.00 0.00 0.00 415,000.00	3,214.87 0.00 4,937.12 1,722.25	0.00 0.00 0.00 1,722.25	1,722.25
89231CAD9	TAOT 2022-C A3 3.76 04/15/2027	08/08/2022 08/16/2022 99,115.30	106,501.27 0.00 (7,394.69) 99,107.48	177.99 333.73 165.63 321.37	0.90 0.00 0.90 322.27	322.27
89236TJT3	TOYOTA MOTOR CREDIT CORP 1.45 01/13/2025	04/18/2022 04/20/2022 150,000.00	149,738.77 0.00 0.00 149,927.10	833.75 0.00 1,015.00 181.25	188.33 0.00 188.33 369.58	369.58
89236TKF1	TOYOTA MOTOR CREDIT CORP 3.65 08/18/2025	08/15/2022 08/18/2022 180,000.00	179,961.57 0.00 0.00 179,966.15	1,879.75 0.00 2,427.25 547.50	4.58 0.00 4.58 552.08	552.08

# INCOME EARNED



Beaumont-Cherry Valley Water District | [REDACTED] | As of December 31, 2024

Cusip	Security Description	Trade Date Settle Date Units	Book Value: Begin Book Value: Acq Book Value: Disp Book Value: End	Prior Accrued Inc. Received Ending Accrued Total Interest	Accr. Of Discount Amort. Of Premium Net Accret/Amort Income Earned	Total Income
89238FAD5	TAOT 2022-B A3 2.93 09/15/2026	84,533.26	93,651.47 0.00 (9,372.78) 84,314.98	122.29 229.29 110.08 217.08	36.29 0.00 36.29 253.37	253.37
89238JAC9	TAOT 2021-D A3 0.71 04/15/2026	12/14/2022 12/16/2022 6,917.92	8,273.86 0.00 (1,557.47) 6,763.62	2.67 5.01 2.18 4.52	47.23 0.00 47.23 51.75	51.75
89239TAD4	TAOT 2024-D A3 4.4 06/15/2029	10/10/2024 10/17/2024 125,000.00	124,993.21 0.00 0.00 124,993.34	244.44 458.33 244.44 458.33	0.13 0.00 0.13 458.46	458.46
912828XB1	UNITED STATES TREASURY 2.125 05/15/2025	750,000.00	746,901.62 0.00 0.00 747,483.74	704.42 0.00 2,069.23 1,364.81	582.12 0.00 582.12 1,946.93	1,946.93
91282CAB7	UNITED STATES TREASURY 0.25 07/31/2025	800,000.00	785,810.01 0.00 0.00 787,627.73	668.48 0.00 836.96 168.48	1,817.73 0.00 1,817.73 1,986.20	1,986.20
91282CBT7	UNITED STATES TREASURY 0.75 03/31/2026	750,000.00	729,259.01 0.00 0.00 730,584.72	958.10 0.00 1,437.16 479.05	1,325.71 0.00 1,325.71 1,804.77	1,804.77
91282CDS7	UNITED STATES TREASURY 1.125 01/15/2025	775,000.00	773,280.26 0.00 0.00 774,464.97	3,293.22 0.00 4,027.68 734.46	1,184.71 0.00 1,184.71 1,919.17	1,919.17
91282CDZ1	UNITED STATES TREASURY 1.5 02/15/2025	750,000.00	747,941.51 0.00 0.00 748,781.16	3,301.63 0.00 4,249.32 947.69	839.65 0.00 839.65 1,787.34	1,787.34
91282CED9	UNITED STATES TREASURY 1.75 03/15/2025	750,000.00	747,595.02 0.00 0.00 748,311.89	2,791.78 0.00 3,915.75 1,123.96	716.87 0.00 716.87 1,840.83	1,840.83

# INCOME EARNED



Beaumont-Cherry Valley Water District | [REDACTED] | As of December 31, 2024

Cusip	Security Description	Trade Date Settle Date Units	Book Value: Begin Book Value: Acq Book Value: Disp Book Value: End	Prior Accrued Inc. Received Ending Accrued Total Interest	Accr. Of Discount Amort. Of Premium Net Accret/Amort Income Earned	Total Income
91282CEH0	UNITED STATES TREASURY 2.625 04/15/2025	06/28/2022 06/29/2022 500,000.00	498,933.43 0.00 0.00 499,178.35	1,694.71 0.00 2,812.50 1,117.79	244.92 0.00 244.92 1,362.70	1,362.70
91282CEU1	UNITED STATES TREASURY 2.875 06/15/2025	06/28/2022 06/29/2022 670,000.00	668,814.77 0.00 0.00 669,002.23	8,894.43 9,631.25 899.62 1,636.44	187.46 0.00 187.46 1,823.90	1,823.90
91282CFP1	UNITED STATES TREASURY 4.25 10/15/2025	10/18/2022 10/19/2022 600,000.00	598,996.69 0.00 0.00 599,094.50	3,292.58 0.00 5,464.29 2,171.70	97.81 0.00 97.81 2,269.51	2,269.51
91282CFU0	UNITED STATES TREASURY 4.125 10/31/2027	09/15/2023 09/18/2023 1,000,000.00	988,586.90 0.00 0.00 988,919.42	3,532.46 0.00 7,064.92 3,532.46	332.52 0.00 332.52 3,864.98	3,864.98
91282CFW6	UNITED STATES TREASURY 4.5 11/15/2025	11/09/2022 11/15/2022 750,000.00	749,664.15 0.00 0.00 749,693.99	1,491.71 0.00 4,381.91 2,890.19	29.83 0.00 29.83 2,920.02	2,920.02
91282CGT2	UNITED STATES TREASURY 3.625 03/31/2028	06/15/2023 06/16/2023 800,000.00	791,878.86 0.00 0.00 792,085.89	4,939.56 0.00 7,409.34 2,469.78	207.04 0.00 207.04 2,676.82	2,676.82
91282CHA2	UNITED STATES TREASURY 3.5 04/30/2028	475,000.00	470,984.49 0.00 0.00 471,084.40	1,423.69 0.00 2,847.38 1,423.69	99.90 0.00 99.90 1,523.59	1,523.59
91282CHK0	UNITED STATES TREASURY 4.0 06/30/2028	02/22/2024 02/23/2024 750,000.00	741,108.00 0.00 0.00 741,318.90	12,554.35 15,000.00 82.87 2,528.53	210.90 0.00 210.90 2,739.43	2,739.43
91282CKD2	UNITED STATES TREASURY 4.25 02/28/2029	600,000.00	597,870.27 0.00 0.00 597,912.86	6,480.66 0.00 8,664.36 2,183.70	118.56 (75.97) 42.59 2,226.30	2,226.30

# INCOME EARNED



Beaumont-Cherry Valley Water District | [REDACTED] | As of December 31, 2024

Cusip	Security Description	Trade Date Settle Date Units	Book Value: Begin Book Value: Acq Book Value: Disp Book Value: End	Prior Accrued Inc. Received Ending Accrued Total Interest	Accr. Of Discount Amort. Of Premium Net Accret/Amort Income Earned	Total Income
91282CKP5	UNITED STATES TREASURY 4.625 04/30/2029	05/22/2024 05/23/2024 725,000.00	729,858.47 0.00 0.00 729,764.98	2,871.46 0.00 5,742.92 2,871.46	0.00 (93.49) (93.49) 2,777.97	2,777.97
91282CKT7	UNITED STATES TREASURY 4.5 05/31/2029	700,000.00	711,159.52 0.00 0.00 710,948.83	86.54 15,750.00 2,769.23 18,432.69	0.00 (210.69) (210.69) 18,222.01	18,222.01
91282CLK5	UNITED STATES TREASURY 3.625 08/31/2029	09/25/2024 09/26/2024 450,000.00	452,184.44 0.00 0.00 452,145.38	4,145.72 0.00 5,542.65 1,396.93	0.00 (39.05) (39.05) 1,357.87	1,357.87
91282CLN9	UNITED STATES TREASURY 3.5 09/30/2029	10/25/2024 10/28/2024 750,000.00	733,012.96 0.00 0.00 733,311.49	4,471.15 0.00 6,706.73 2,235.58	298.53 0.00 298.53 2,534.10	2,534.10
91282CLR0	UNITED STATES TREASURY 4.125 10/31/2029	12/30/2024 12/31/2024 500,000.00	0.00 494,531.25 0.00 494,534.35	0.00 (3,475.48) 3,532.46 56.98	3.10 0.00 3.10 60.08	60.08
91282CMD0	UNITED STATES TREASURY 4.375 12/31/2029	12/30/2024 12/31/2024 500,000.00	0.00 499,980.47 0.00 499,980.48	0.00 0.00 60.43 60.43	0.01 0.00 0.01 60.44	60.44
91324PEG3	UNITEDHEALTH GROUP INC 3.7 05/15/2027	05/17/2022 05/20/2022 115,000.00	115,027.74 0.00 0.00 115,026.74	189.11 0.00 543.69 354.58	0.20 (1.20) (1.00) 353.58	353.58
931142EW9	WALMART INC 3.9 09/09/2025	09/06/2022 09/09/2022 100,000.00	99,981.99 0.00 0.00 99,983.97	888.33 0.00 1,213.33 325.00	1.98 0.00 1.98 326.98	326.98
			<b>38,519,432.89</b>	<b>246,889.06</b>	<b>17,623.59</b>	
			<b>1,436,232.42</b>	<b>79,711.27</b>	<b>(1,588.87)</b>	
			<b>(305,909.79)</b>	<b>299,749.62</b>	<b>16,034.72</b>	
<b>Total Fixed Income</b>		<b>39,911,255.54</b>	<b>39,665,790.24</b>	<b>132,571.83</b>	<b>148,606.55</b>	<b>148,606.55</b>



# INCOME EARNED



Beaumont-Cherry Valley Water District | [REDACTED] | As of December 31, 2024

Cusip	Security Description	Trade Date Settle Date Units	Book Value: Begin Book Value: Acq Book Value: Disp Book Value: End	Prior Accrued Inc. Received Ending Accrued Total Interest	Accr. Of Discount Amort. Of Premium Net Accret/Amort Income Earned	Total Income
			39,675,008.69	246,889.06	17,623.59	
			1,751,405.09	82,984.46	(1,588.87)	
			(1,671,793.56)	299,749.62	16,034.72	
<b>TOTAL PORTFOLIO</b>		<b>40,000,635.44</b>	<b>39,755,170.14</b>	<b>135,845.02</b>	<b>151,879.74</b>	<b>151,879.74</b>

Accounts Payable

Checks by Date - Detail by Check Date

User: wclayton  
 Printed: 1/30/2025 4:10 PM

Beaumont-Cherry Valley Water District

560 Magnolia Avenue  
 Beaumont California 92223  
 (951) 845-9581  
<https://bcvwd.gov>



Check No	Vendor No Invoice No	Vendor Name Description	Check Date Reference	Check Amount
ACH	11152 828249	Sterling Health Services, Inc 2025 FSA Deposit	01/02/2025	1,654.17
Total for this ACH Check for Vendor 11152:				1,654.17
ACH	11152 835235 835235	Sterling Health Services, Inc PR Batch 00002.01.2025 Flexible Spending Account (PT) PR Batch 00002.01.2025 Dependant Care Account	01/02/2025	627.09 208.33
Total for this ACH Check for Vendor 11152:				835.42
ACH	10030 700359906319Dec 700359906319Dec 700359906319Dec	Southern California Edison Electricity 11/21/24 to 12/19/24 - 13697 Oak Glen Rd Electricity 11/21/24 to 12/19/24 - 12303 Oak Glen Rd Electricity 11/21/24 to 12/19/24 - 13695 Oak Glen Rd	01/02/2025	218.86 16.81 99.21
Total for this ACH Check for Vendor 10030:				334.88
ACH	10031 6019826931	Staples Business Advantage Office Supplies	01/02/2025	513.43
Total for this ACH Check for Vendor 10031:				513.43
ACH	10037 2497063-2371-7 2497063-2371-7 2497063-2371-7 2497069-2371-4 2497069-2371-4 2497069-2371-4 2497069-2371-4	Waste Management Of Inland Empire Recycling Dumpster Charges - 815 E 12th Jan 2025 Yard Dumpsters - 815 E 12th Jan 2025 Organics Cart Charges - 815 E 12th Jan 2025 Monthly Sanitation - 560 Magnolia Jan 2025 Overage Service Charges - 560 Magnolia Jan 2025 Contamination Charges - 560 Magnolia Jan 2025 Recycling Dumpster Charges - 560 Magnolia Jan 2025	01/02/2025	109.77 362.43 61.31 133.30 77.82 78.74 109.77
Total for this ACH Check for Vendor 10037:				933.14
ACH	10098 IN1027034 IN1027061 IN1027094 IN1027166 IN1027221 IN1027261 IN1027305 IN1027312 IN1027434 IN1027511	County of Riverside Dept of Environmental Health Annual Env Health Level II Permit - Well 29 Annual Env Health Level II Permit - Well 4A Annual Env Health Level II Permit - Well 16 Annual Env Health Level II Permit - Well 25 Annual Env Health Level II Permit - Well 23 Annual Env Health Level II Permit - Well 1 Annual Env Health Level II Permit - Highland Springs Reservoir Annual Env Health Level II Permit - Well 24 Annual Env Health Level II Permit - Well 26 Annual Env Health Level II Permit - 560 Magnolia Ave	01/02/2025	1,283.00 987.00 987.00 1,283.00 987.00 1,810.00 656.00 656.00 1,283.00 656.00
Total for this ACH Check for Vendor 10098:				10,588.00
ACH	10138 HW201 Dec 2024	ARCO Business Solutions ARCO Fuel Charges 12/24-12/30/2024	01/02/2025	1,331.93
Total for this ACH Check for Vendor 10138:				1,331.93
ACH	10147 1297072	Online Information Services, Inc 141 Credit Reports for Nov 2024	01/02/2025	447.36
Total for this ACH Check for Vendor 10147:				447.36

Check No	Vendor No Invoice No	Vendor Name Description	Check Date Reference	Check Amount
ACH	10350 223644 223845 223865	NAPA Auto Parts Battery - Unit 44 Oil - Unit 51 Wiper Blades - Unit 36	01/02/2025	201.33 30.45 51.70
Total for this ACH Check for Vendor 10350:				283.48
ACH	10743 22746	Townsend Public Affairs, Inc Consulting Services - Jan 2025	01/02/2025	5,000.00
Total for this ACH Check for Vendor 10743:				5,000.00
2289	11155 2025-01	CICCS PR Batch 00002.01.2025 Emp Assistance Program	01/02/2025	96.53
Total for Check Number 2289:				96.53
2290	10387 PP01 2025	Franchise Tax Board PR Batch 00002.01.2025 Garnishment FTB	01/02/2025	62.20
Total for Check Number 2290:				62.20
15912	10144 LYUM1855630	Alsco Inc Cleaning Mats/Air Fresheners 560 Magnolia Dec 2024	01/02/2025	48.45
Total for Check Number 15912:				48.45
15913	10420 1GPK-TY39-3K7Y	Amazon Capital Services, Inc. Containers for Geo Physical Samples	01/02/2025	105.58
Total for Check Number 15913:				105.58
15914	10855 1686488 1687163	Badger Meter, Inc M55 1" HRE8 Encoder Register Only M35 3/4" HRE8 Encoder Register Only	01/02/2025	5,564.21 5,564.21
Total for Check Number 15914:				11,128.42
15915	10929 1447	Brent Billingsley (ICS) (120) 60lb Buckets of Accu-Tab Chlorine Tablets	01/02/2025	23,688.00
Total for Check Number 15915:				23,688.00
15916	11161 INV00433811 INV00433813 INV00433814	Boot Barn Holdings Boot Voucher Reimbursement - T Lamont Boot Voucher Reimbursement - J Haggin Boot Voucher Reimbursement - G McAnally	01/02/2025	200.00 190.99 200.00
Total for Check Number 15916:				590.99
15917	10774 0592066 0592069 0592071	Jesus Camacho (25) Truck Washes - Oct 2024 (25) Truck Washes - Oct 2024 (25) Truck Washes - Oct 2024	01/02/2025	310.00 310.00 310.00
Total for Check Number 15917:				930.00
15918	10614 48805 48805	Cherry Valley Automotive Oil/Filter - Unit 48/OD 13,660 Labor - Oil/Filter - Unit 48/OD 13,660	01/02/2025	72.95 40.00
Total for Check Number 15918:				112.95

Check No	Vendor No Invoice No	Vendor Name Description	Check Date Reference	Check Amount
15919	11228 201 201 201	D I Ready Cleaning Service, Inc Jan 2025 Janitorial Services for 560 Magnolia Jan 2025 Janitorial Services for 851 E 6th St Jan 2025 Janitorial Services for 815 E 12th	01/02/2025	1,028.00 288.00 534.00
Total for Check Number 15919:				1,850.00
15920	10244 023466000	Fiserv Inc Customer Returned Check Reimbursement	01/02/2025	19.90
Total for Check Number 15920:				19.90
15921	10398 275775 275775 275776	Infosend, Inc Nov 2024 Processing Charges for Utility Billing Nov 2024 Supply Charges for Utility Billing Nov 2024 Postage Charges for Utility Billing	01/02/2025	1,025.59 666.22 5,955.53
Total for Check Number 15921:				7,647.34
15922	10496 S-102539	John Borden Heating & Air Conditioning Install Mini Split Compressor - 560 Magnolia Ave	01/02/2025	9,692.00
Total for Check Number 15922:				9,692.00
15923	11100 13624693	Loomis Armored US, LLC Armored Truck Service - Dec 2024	01/02/2025	316.44
Total for Check Number 15923:				316.44
15924	10193 3 3	South West Pump & Drilling, Inc Construction of Well 1A Retention - Construction of Well 1A	01/02/2025	221,500.00 -11,075.00
Total for Check Number 15924:				210,425.00
15925	10882 0258440 0258440 0258440	TT Technologies Labor - Bore Machine Maintenance Parts - Bore Machine Maintenance Frt In / Frt Out	01/02/2025	278.00 2,665.91 30.00
Total for Check Number 15925:				2,973.91
15926	11276 74	Universal Green, LLC Landscape Contract Services - Dec 2024	01/02/2025	5,040.00
Total for Check Number 15926:				5,040.00
Total for 1/2/2025:				296,649.52
ACH	10042 07132135000Dec	Southern California Gas Company Monthly Gas Charges 11/26-12/27/2024	01/09/2025	15.29
Total for this ACH Check for Vendor 10042:				15.29
ACH	10138 HW201 Jan 2025	ARCO Business Solutions ARCO Fuel Charges 12/31/2024-01/06/2025	01/09/2025	1,256.58
Total for this ACH Check for Vendor 10138:				1,256.58
ACH	10284 1220240063 1220240063	Underground Service Alert of Southern California 79 New Ticket Charges Dec 2024 Monthly Maintenance Fee	01/09/2025	146.15 10.00
Total for this ACH Check for Vendor 10284:				156.15

Check No	Vendor No Invoice No	Vendor Name Description	Check Date Reference	Check Amount
ACH	10709	Core & Main LP	01/09/2025	
	V194352	Meter Box Concrete 1 PC Cover #37		45.08
	V869654	06 Hydrant BO EXT 24 - 6 Hole		3,232.50
	V869654	06 Hydrant BO EXT 12 - 6 Hole		1,364.37
	V869654	06 Hydrant BO EXT 18 - 6 Hole		2,616.82
	V869654	06 Hydrant BO EXT 06 - 6 Hole		303.66
	W080512	Copper Tubing 1		1,993.81
	W080512	Plug Galv 2		59.27
	W080512	CORP Stop 2 CTS COMP		1,339.37
	W080512	Full Circle 400 - 425 X 07		1,386.52
	W080512	CORP Stop 2 MIP		1,266.93
	W080512	Gate Valve Brass 2		2,541.82
	W080579	White Upside Down Paint		2,042.94
	W080579	Blue Upside Down Paint		2,042.94
	W080579	Full Circle 660 - 700 X 07		170.44
	W080579	06 Bury 48 FLG - 6 Hole		1,547.29
	W080579	Flex 511 Coupling 1		141.63
	W080579	Coupling Brass 1		5,286.22
	W080579	Nipple Brass 1 X 06		3,493.25
	W172985	Copper Tubing 1		1,329.20
	W172985	CORP Stop 2 MIP		316.73
	W172990	06 Hydrant BO EXT 06 - 6 Hole		1,214.65
	W172990	06 Hydrant BO EXT 12 - 6 Hole		909.58
	W174020	Flex 511 Coupling 1		1,628.70
	W174020	Full Circle 660 - 700 X 07		681.76
Total for this ACH Check for Vendor 10709:				36,955.48
ACH	11202	Orange County Winwater Works	01/09/2025	
	168119.01	Repair Clamp 3.95-4.20		2,206.72
	168119.01	5-10' Valve Wrench		536.24
	168119.01	Hex Digging Bar		540.02
	168119.01	Meter Coupling 1 X 2-1/2 (or 2 5/8 or 2.63)		4,288.45
	168247.01	12" DI Domestic Tee Flag		5,367.59
Total for this ACH Check for Vendor 11202:				12,939.02
ACH	10894	Liberty Dental Plan	01/09/2025	
	0001775808	Liberty Dental - Jan 2025		326.41
Total for this ACH Check for Vendor 10894:				326.41
ACH	10901	Ameritas Life Insurance Corp.	01/09/2025	
	229316	Ameritas Dental Jan 2025		2,293.16
	57312	Ameritas Vision Jan 2025		573.12
Total for this ACH Check for Vendor 10901:				2,866.28
ACH	10902	Colonial Life	01/09/2025	
	53743681213621	Col Life Premiums Dec 2024		5,389.96
Total for this ACH Check for Vendor 10902:				5,389.96
ACH	10903	The Lincoln National Life Insurance Company	01/09/2025	
	4781364431	Life & ADD EE/ER Insurance Jan 2025		746.78
Total for this ACH Check for Vendor 10903:				746.78
ACH	10288	CalPERS Health Fiscal Services Division	01/09/2025	
	160609946	Active Employees Health Ins Jan 2025		81,125.53
	160609946	Retired Employees Health Ins Jan 2025		2,239.08
	160609946	Admin Fee for Health Ins Jan 2025		194.70
	160609946	Admin Fee for Retired Emp Health Ins Jan 2025		14.20
	160609951	Active Non CalPers Member Health Ins Jan 2025		2,408.95
	160609951	Admin Fee Non CalPers Member Health Ins Jan 2025		5.78
Total for this ACH Check for Vendor 10288:				85,988.24

Check No	Vendor No Invoice No	Vendor Name Description	Check Date Reference	Check Amount
ACH	10085 1002809138 1002809138 1002809138 1002809138 1002809138 1002809138 1002809138	CalPERS Retirement System PR Batch 00002.01.2025 CalPERS ER PEPRA PR Batch 00002.01.2025 CalPERS ER Paid Classic PR Batch 00002.01.2025 CalPERS 7% EE Deduction PR Batch 00002.01.2025 CalPERS 8% EE Paid PR Batch 00002.01.2025 CalPERS 1% ER Paid PR Batch 00002.01.2025 CalPERS 8% ER Paid PR Batch 00002.01.2025 CalPERS 8.25% EE PEPRA	01/09/2025	6,897.08 10,389.88 1,192.63 2,199.29 170.37 1,155.01 6,593.39
Total for this ACH Check for Vendor 10085:				28,597.65
ACH	10087 0-245-316-240 0-245-316-240	EDD PR Batch 00002.01.2025 State Income Tax PR Batch 00002.01.2025 CA SDI	01/09/2025	6,854.50 1,939.91
Total for this ACH Check for Vendor 10087:				8,794.41
ACH	10094 270540293395000 270540293395000 270540293395000 270540293395000 270540293395000	U.S. Treasury PR Batch 00002.01.2025 Federal Income Tax PR Batch 00002.01.2025 Medicare Employer Portion PR Batch 00002.01.2025 Medicare Employee Portion PR Batch 00002.01.2025 FICA Employer Portion PR Batch 00002.01.2025 FICA Employee Portion	01/09/2025	16,792.91 3,656.10 2,503.33 7,743.36 7,743.36
Total for this ACH Check for Vendor 10094:				38,439.06
ACH	10141 50877599	Ca State Disbursement Unit PR Batch 00002.01.2025 Garnishment	01/09/2025	379.84
Total for this ACH Check for Vendor 10141:				379.84
ACH	10203 VB1450PP01 2025	Voya Financial PR Batch 00002.01.2025 Deferred Comp	01/09/2025	450.00
Total for this ACH Check for Vendor 10203:				450.00
ACH	10264 1002809185 1002809185 1002809185	CalPERs Supplemental Income Plans PR Batch 00002.01.2025 Loan Repayment PR Batch 00002.01.2025 ROTH-Post-Tax PR Batch 00002.01.2025 CalPERS 457	01/09/2025	117.15 475.00 2,209.51
Total for this ACH Check for Vendor 10264:				2,801.66
ACH	10984 1735678457426	MidAmerica Administrative & Retirement Solutions PR Batch 00002.01.2025 401(a) Deferred Comp	01/09/2025	1,176.28
Total for this ACH Check for Vendor 10984:				1,176.28
15927	UB*05526 01092025	Guadalupe Candelas Reissue - Refund Check	01/09/2025	80.86
Total for Check Number 15927:				80.86
15928	UB*05720	Hamel Contracting Inc Refund Check	01/09/2025	2,481.33
Total for Check Number 15928:				2,481.33
15929	UB*05719	Sara Lewis Refund Check Refund Check Refund Check Refund Check	01/09/2025	2.54 76.58 4.36 5.33
Total for Check Number 15929:				88.81

Check No	Vendor No Invoice No	Vendor Name Description	Check Date Reference	Check Amount
15930	UB*05709	NPG Asphalt Refund Check	01/09/2025	126.20
Total for Check Number 15930:				126.20
15931	UB*05614 01092025	Marvin Stone Refund Check	01/09/2025	52.77
Total for Check Number 15931:				52.77
15932	10792 01092025	A-1 Financial Services February 2025 Rent - 851 E. 6th St Eng Office	01/09/2025	2,896.00
Total for Check Number 15932:				2,896.00
15933	10001 12312024 12312024 12312024	Action True Value Hardware General Supplies Maint & Repair - 560 Magnolia Ave Supplies Maint & Repair - General Building Supplies	01/09/2025	10.75 34.47 41.60
Total for Check Number 15933:				86.82
15934	10718 13048 13048 13048 13048	Airwave Communication ENT Handheld Digital Radio Programming Handheld Digital Radio/Battery/Antenna/Charger/Warranty Shipping & Handling Handheld Digital Radio Software License	01/09/2025	50.00 4,025.82 42.00 350.19
Total for Check Number 15934:				4,468.01
15935	10144 LYUM1855631	Alsco Inc Cleaning Mats/Shop Towels 12th/Palm Dec 2024	01/09/2025	37.30
Total for Check Number 15935:				37.30
15936	10420 16PL-W69H-3WYD 1HK4-R39Q-GH97 1HK4-R39Q-GH97 1WX6-13GF-R4FQ 1WX6-13GF-RYXN 1WX6-13GF-RYXN 1X3C-GPGV-T7PM	Amazon Capital Services, Inc. Office Supplies White Board - 815 E 12th St Lockout Tagout Safety Signs & Tape - 560 Magnolia Ave 4 Field Staff - Shoe Scrubber 5 Lockout Tagout Kits Calendar & Door Hangers	01/09/2025	63.86 67.98 137.90 236.27 103.44 513.91 44.54
Total for Check Number 15936:				1,167.90
15937	10271 12312024 12312024 12312024 12312024 12312024 12312024 12312024 12312024 12312024 12312024 12312024 12312024 12312024 12312024	Beaumont Ace Home Center Maint & Repair - Pumping Equip Supplies Maint & Repair - 851 E 6th St Supplies Production Small Tools Supplies Landscape Maint Supplies Maint & Repair - Pipeline & Hydrants Supplies Reservoir Maint Supplies Meter Maint & Service Supplies General Safety Supplies Maint & Repair - General Building Supplies Maint & Repair - 12th/Palm Supplies Well 25 - Maint & Repair - Pumping Equip Supplies General Supplies Well 25 - Maint & Repair - General Building Supplies Maint & Repair - 560 Magnolia Ave Supplies	01/09/2025	140.57 17.23 53.87 181.89 802.12 23.68 6.59 25.82 184.14 316.75 50.57 232.86 16.14 12.92
Total for Check Number 15937:				2,065.15

Check No	Vendor No Invoice No	Vendor Name Description	Check Date Reference	Check Amount
15938	11075	Bonafide Enterprises INC	01/09/2025	
	301370	Inspection & Repairs - Unit 21		1,128.63
	301370	Labor - Inspection & Repairs - Unit 21		1,131.00
	301371	Tail Light Repair		151.11
	301371	Labor - Tail Light Repair		435.00
Total for Check Number 15938:				2,845.74
15939	10822	Canon Financial Services, Inc	01/09/2025	
	36889705	Contract Charge - 12/01-12/31/2024 - 851 E 6th St		238.56
	36889707	Contract Charge - 12/01-12/31/2024 - 560 Magnolia		450.03
Total for Check Number 15939:				688.59
15940	10249	CDW Government LLC	01/09/2025	
	AB89Z4T	Annual Renewal - 2025 Cybersecurity		4,446.90
	AB8AN2K	Virus Protection Annual Renewal 02/23/2025-02/22/2026		6,382.90
Total for Check Number 15940:				10,829.80
15941	10614	Cherry Valley Automotive	01/09/2025	
	48947	Oil/Filter/Brake Pads - Unit 40/OD 52,352		799.56
	48947	Labor - Oil/Filter/Brake Pads - Unit 40/OD 52,352		478.92
Total for Check Number 15941:				1,278.48
15942	10360	Cutting Edge Supply	01/09/2025	
	057214	Cat Tooth Ripper		377.18
	057214	Cat Retainer		79.90
	057214	Cat Pin		37.01
	057215	Cat Penetration Tooth		93.10
	057215	Cat Solid Pin		13.92
	057215	Cat Retainer		26.98
	057216	H&L Standard Long Tooth		64.56
	057216	H&L Flex Pin		28.87
Total for Check Number 15942:				721.52
15943	10942	Diamond Environmental Services LP	01/09/2025	
	0005925781	Basin Handwash Station Rental - 39500 Brookside 01/06-02/02/25		155.65
Total for Check Number 15943:				155.65
15944	10600	Gaucha Pest Control Inc.	01/09/2025	
	01022025	NCR I Rodent Control Jan 2025		1,000.00
Total for Check Number 15944:				1,000.00
15945	10303	Grainger Inc	01/09/2025	
	9352233929	Utility Pump & Wheel Kit Steel Frame		1,305.28
Total for Check Number 15945:				1,305.28
15946	11066	Thomas Lamont	01/09/2025	
	1876-5244	Carpentry Studies Reimbursement - T LaMont		100.00
	1888-4189	Electrical Studies Reimbursement - T LaMont		100.00
Total for Check Number 15946:				200.00
15947	10143	Nobel Systems Inc	01/09/2025	
	16080	Water Audit Validation 2024		2,500.00
Total for Check Number 15947:				2,500.00



Check No	Vendor No Invoice No	Vendor Name Description	Check Date Reference	Check Amount
15948	11298 12312024 12312024	Andrew Powell Reimb - Water Distribution Grade D2 - A Powell Reimb - Water Treatment Operator Grade T1 - A Powell	01/09/2025	50.00 65.00
Total for Check Number 15948:				115.00
15949	10223 250910 250911	Richards, Watson & Gershon Legal Services Nov Board Approval 01/08/2024 Legal Services Nov Board Approval 01/08/2024	01/09/2025	7,390.00 896.71
Total for Check Number 15949:				8,286.71
15950	10171 24-364390 24-372658	Riverside Assessor - County Recorder Nov 2024 Lien Fees Dec 2024 Lien Fees	01/09/2025	20.00 20.00
Total for Check Number 15950:				40.00
15951	10527 64383343 64436478 64467406 64488918	Robert Half Talent Solutions Engineering Admin Temp - 11/25-11/28/2024 Engineering Admin Temp - 12/09-12/12/2024 Engineering Admin Temp - 12/16-12/19/2024 Engineering Admin Temp - 12/23-12/26/2024	01/09/2025	1,194.60 1,592.80 1,592.80 1,194.60
Total for Check Number 15951:				5,574.80
15952	11295 11302024	Melissa Rodriguez-Elizondo Mileage Reimbursement - M Rodriuez-Elizondo Nov 2024	01/09/2025	60.84
Total for Check Number 15952:				60.84
15953	10689 242398 242992 243330	Safety Compliance Company Safety Meeting - Silica - 11/19/2024 Safety Meeting - Ergonomics - 12/04/2024 Safety Meeting - Driving Safety - 12/17/2024	01/09/2025	250.00 250.00 250.00
Total for Check Number 15953:				750.00
15954	10170 01022025	Secretary of State Filing New Officers of the BCVWD Water Board 2025	01/09/2025	6.00
Total for Check Number 15954:				6.00
15955	11127 12312024	Cenica Smith Mileage Reimbursement - C Smith Dec 2024	01/09/2025	19.23
Total for Check Number 15955:				19.23
15956	11017 444403	SOLV- Business Solutions 2024 W2 Forms	01/09/2025	42.27
Total for Check Number 15956:				42.27
15957	10431 49821	Southern California West Coast Electric Cla-Val Troubleshooting - Well 25	01/09/2025	440.00
Total for Check Number 15957:				440.00
15958	10341 LW-1049482 LW-1049482	State Water Resources Control Board Title 22 Water System Annual Fee 7/01/2024-12/31/2024 Prepaid - Title 22 Water System Annual Fee 01/01/2025-06/30/2025	01/09/2025	45,223.84 45,223.84
Total for Check Number 15958:				90,447.68

Check No	Vendor No Invoice No	Vendor Name Description	Check Date Reference	Check Amount
15959	10424 472415	Top-Line Industrial Supply, LLC 2 Hoses - 12th & Palm Flush	01/09/2025	562.99
Total for Check Number 15959:				562.99
15960	10043 RI20463290	Trench Shoring 8 ft. X 12 ft. Traffic Plate Rental	01/09/2025	348.00
Total for Check Number 15960:				348.00
15961	10934 4123144	USAFact, Inc Pre-Employment Background Check	01/09/2025	89.54
Total for Check Number 15961:				89.54
15962	10421 2485670 2485670	Vulcan Materials Company Asphalt Temp - Service Line Asphalt Temp - Main Line	01/09/2025	1,352.74 1,352.75
Total for Check Number 15962:				2,705.49
15963	10651 42691	Weldors Supply and Steel, Inc Square Tubing - 12th & Palm Staircase Repair	01/09/2025	33.80
Total for Check Number 15963:				33.80
Total for 1/9/2025:				371,877.65
ACH	10031 6021011908 6021011910 6021011913 6021410296 6021410297 6021410299 6021410301 6021410303	Staples Business Advantage Office Supplies Credit - IT Office Supplies Office Supplies Office Supplies Office Supplies Office Supplies Production Office Supplies Operations Office Supplies	01/16/2025	18.85 -442.17 54.51 266.62 27.68 19.82 112.31 379.73
Total for this ACH Check for Vendor 10031:				437.35
ACH	10052 12312024 12312024 12312024 12312024 12312024 12312024 12312024 12312024 12312024 12312024 12312024 12312024 12312024 12312024	Home Depot Credit Services Meter Maint & Service Supplies Maint & Repair - General Building Supplies Landscape Maint Supplies General Safety Supplies Maint & Repair - 851 E 6th St Supplies Pending Refund - Finance Charge General Supplies Maint & Repair - 560 Magnolia Ave Supplies Production Small Tools Supplies Maint & Repair - Pipeline & Hydrants Supplies Small Tools, Parts & Maint Maint & Repair - 12th/Palm Supplies	01/16/2025	137.08 2,604.03 75.39 669.76 25.83 164.28 191.13 1,067.72 279.07 265.22 245.54 69.99
Total for this ACH Check for Vendor 10052:				5,795.04
ACH	10138 HW201 Jan 2025	ARCO Business Solutions ARCO Fuel Charges 01/07-01/13/2025	01/16/2025	2,087.05
Total for this ACH Check for Vendor 10138:				2,087.05
ACH	10147 1302069	Online Information Services, Inc 172 Credit Reports for Dec 2024	01/16/2025	548.07
Total for this ACH Check for Vendor 10147:				548.07

Check No	Vendor No Invoice No	Vendor Name Description	Check Date Reference	Check Amount
ACH	10350 222107 225016 225065 225183 225336	NAPA Auto Parts Boxed Minatures Tire - Airchuck Compressor Light Tower Battery Antifreeze - Well 6 Standby Motor Battery - Highland Springs Booster Station	01/16/2025	9.68 25.31 190.55 15.61 201.33
Total for this ACH Check for Vendor 10350:				442.48
ACH	10085 1002820163 1002820163 1002820163 1002820163 1002820163 1002820163 1002820163	CalPERS Retirement System PR Batch 00004.01.2025 CalPERS 1% ER Paid PR Batch 00004.01.2025 CalPERS 7% EE Deduction PR Batch 00004.01.2025 CalPERS 8.25% EE PEPRA PR Batch 00004.01.2025 CalPERS ER Paid Classic PR Batch 00004.01.2025 CalPERS 8% ER Paid PR Batch 00004.01.2025 CalPERS ER PEPRA PR Batch 00004.01.2025 CalPERS 8% EE Paid	01/16/2025	191.39 1,339.76 8,323.32 11,316.46 1,249.18 8,706.69 2,357.66
Total for this ACH Check for Vendor 10085:				33,484.46
ACH	10087 1-055-057-552 1-055-057-552	EDD PR Batch 00004.01.2025 State Income Tax PR Batch 00004.01.2025 CA SDI	01/16/2025	7,383.15 2,122.06
Total for this ACH Check for Vendor 10087:				9,505.21
ACH	10094 270541645904131 270541645904131 270541645904131 270541645904131 270541645904131 270541645904131 270541645904131 270541645904131	U.S. Treasury PR Batch 00004.01.2025 Medicare Employer Portion PR Batch 00004.01.2025 FICA Employer Portion PR Batch 00004.01.2025 Medicare Employee Portion Corr PR Batch 00004.01.2025 FICA Employee Portion PR Batch 00004.01.2025 FICA Employee Portion correcti PR Batch 00004.01.2025 FICA Employer Portion PR Batch 00004.01.2025 Federal Income Tax PR Batch 00004.01.2025 Medicare Employee Portion	01/16/2025	4,082.77 11,055.86 -124.15 11,055.86 1,655.49 2,290.00 18,929.43 2,585.65
Total for this ACH Check for Vendor 10094:				51,530.91
ACH	10141 51042036	Ca State Disbursement Unit PR Batch 00004.01.2025 Garnishment	01/16/2025	379.84
Total for this ACH Check for Vendor 10141:				379.84
ACH	10203 VB1450PP02 2025	Voya Financial PR Batch 00004.01.2025 Deferred Comp	01/16/2025	450.00
Total for this ACH Check for Vendor 10203:				450.00
ACH	10264 1002820184 1002820184 1002820184 1002820184	CalPERs Supplemental Income Plans PR Batch 00004.01.2025 ROTH-Post-Tax PR Batch 00004.01.2025 CalPERS 457 PR Batch 00004.01.2025 100% Contribution PR Batch 00004.01.2025 457 Loan Repayment	01/16/2025	475.00 2,209.51 273.72 117.15
Total for this ACH Check for Vendor 10264:				3,075.38
ACH	10984 1736965984035 1736965984035	MidAmerica Administrative & Retirement Solutions PR Batch 00004.01.2025 401(a) ER Paid-GM Contract PR Batch 00004.01.2025 401(a) Deferred Comp	01/16/2025	1,666.67 1,666.67
Total for this ACH Check for Vendor 10984:				3,333.34

Check No	Vendor No Invoice No	Vendor Name Description	Check Date Reference	Check Amount
ACH	11152 835598	Sterling Health Services, Inc PR Batch 00004.01.2025 Flexible Spending Account (PT)	01/16/2025	627.09
Total for this ACH Check for Vendor 11152:				627.09
ACH	11152 835904	Sterling Health Services, Inc PR Batch 00004.01.2025 Dependant Care Account	01/16/2025	208.33
Total for this ACH Check for Vendor 11152:				208.33
15964	10144 LYUM1858551	AlSCO Inc Cleaning Mats/Air Fresheners 560 Magnolia Jan 2025	01/16/2025	48.45
Total for Check Number 15964:				48.45
15965	10272 12312024 12312024 12312024 12312024 12312024 12312024 12312024 12312024 12312024 12312024	Babcock Laboratories Inc 6 Haloacetic Acid Samples 28 General Physical Analysis Samples 5 524-Volatiles by GC/MS 9 1, 2, 3- Trichloropropane by Isotope Dilution GC 13 Gen Min & Inorg Chem 15 Coliform Water Samples 5 Trihalomethane Samples 3 Uranium 1 Hexavalent Chromium By IC 4 Nitrate Samples	01/16/2025	936.42 1,109.92 1,300.65 1,170.45 8,373.30 4,422.55 489.30 353.01 130.05 79.24
Total for Check Number 15965:				18,364.89
15966	10772 8172	CV Strategies Strategic Communication Services - December 2024	01/16/2025	7,771.25
Total for Check Number 15966:				7,771.25
15967	10244 042549000 042549000 064345	Fiserv Inc Customer Returned Check Reimbursement Customer Returned Check Reimbursement Customer Returned Check Reimbursement	01/16/2025	80.00 80.00 20.00
Total for Check Number 15967:				180.00
15968	10398 277859 277859 277860	Infosend, Inc Dec 2024 Supply Charges for Utility Billing Dec 2024 Processing Charges for Utility Billing Dec 2024 Postage Charges for Utility Billing	01/16/2025	924.77 1,328.05 6,978.60
Total for Check Number 15968:				9,231.42
15969	10809 006680 006740 006740 006745 006745 006751 006751 1	Inner-City Auto Repair & Tires Labor - Tire Air/Service Call - Seat Tractor Bead Labor - Oil/Filter/Engine Oil - Unit 36/OD 65,124 Oil/Filter/Engine Oil - Unit 36/OD 65,124 Labor - Oil/Filter/Wiper Blade - Unit 37/OD 81,279 Oil/Filter/Wiper Blade - Unit 37/OD 81,279 2 Tires/Alignment - Unit 48/OD 14,002 Labor - 2 Tires/Alignment - Unit 48/OD 14,002 Credit for Overcharge on PO 2079	01/16/2025	195.00 30.00 139.93 30.00 161.50 821.21 520.00 -775.02
Total for Check Number 15969:				1,122.62
15970	10674 1234298	Michael Baker International Engineering & Design Services - 2850 Booster Station	01/16/2025	12,235.50
Total for Check Number 15970:				12,235.50

Check No	Vendor No Invoice No	Vendor Name Description	Check Date Reference	Check Amount
15971	11299 INV-15-151451	Paymentus Corporation Key Swipes For Paymentus	01/16/2025	923.43
Total for Check Number 15971:				923.43
15972	11142 IN-375996	Pro-Vigil Inc Monitoring Program - 39500 Brookside - 01/10-02/06/2025	01/16/2025	3,753.76
Total for Check Number 15972:				3,753.76
15973	10290 24-00300 24-00300	San Gorgonio Pass Water Agency 4683 AF @ \$399 for Dec 2024 797 AF @ \$399 for Nov 2024	01/16/2025	1,868,517.00 318,003.00
Total for Check Number 15973:				2,186,520.00
15974	10758 160760734-0001	Sunbelt Rentals, Inc Rental - Water Truck for Compaction at Recharge Facility 1	01/16/2025	1,620.87
Total for Check Number 15974:				1,620.87
15975	10424 472642	Top-Line Industrial Supply, LLC Rubber Air Line & Coupler - Unit 44	01/16/2025	61.11
Total for Check Number 15975:				61.11
15976	11256 1204	Water Resources Economics Rate Study - December 2024	01/16/2025	1,430.00
Total for Check Number 15976:				1,430.00
Total for 1/16/2025:				2,355,167.85
15977	10148 224-68-02 224-68-02 224-68-CO1	MCC Equipment Rentals Inc. Contracted Labor - Nobel Pipeline Replacement Project Retention- Contracted Labor - Nobel Pipeline Replacement Project Contracted Labor - Nobel Pipeline Replacement Project	01/21/2025	583,668.58 -29,183.42 61,067.21
Total for Check Number 15977:				615,552.37
Total for 1/21/2025:				615,552.37
ACH	10030 700154530138Dec 700154530138Dec 700154530138Dec 700154530138Dec 700154530138Dec 700154530138Dec 700154530138Dec	Southern California Edison Electricity 11/18/24 to 12/16/24 - 815 E 12th Ave Electricity 11/21/24 to 12/19/24 - Wells Electricity 11/21/24 to 12/19/24 - 560 Magnolia Ave Electricity 11/21/24 to 12/19/24 - Well 25 / WO 31030 Electricity 10/18/24 to 11/20/24 - Wells (Prior Month) Electricity 11/13/24 to 12/11/24 - 851 E 6th St Electricity 11/21/24 to 12/19/24 - 9781 Avenida Miravilla	01/23/2025	556.21 167,045.39 1,891.41 32,743.63 22,435.67 263.85 91.55
Total for this ACH Check for Vendor 10030:				225,027.71
ACH	10138 HW201 Jan 2025	ARCO Business Solutions ARCO Fuel Charges 01/14-01/20/2025	01/23/2025	2,670.66
Total for this ACH Check for Vendor 10138:				2,670.66
ACH	11038 36611166	Clark Pest Control Pest Control - 815 E 12th St	01/23/2025	130.00
Total for this ACH Check for Vendor 11038:				130.00

Check No	Vendor No Invoice No	Vendor Name Description	Check Date Reference	Check Amount
15978	10000	A C Propane Co	01/23/2025	
	248362	Propane Refill Jan 2025 - 13697 Oak Glen Rd		552.41
	248362	Propane Refill Jan 2025 - 13697 Oak Glen Rd		-552.41
	248362	Propane Refill Jan 2025 - 13697 Oak Glen Rd		552.41
	248363	Propane Refill Jan 2025 - 13695 Oak Glen Rd		-165.35
	248363	Propane Refill Jan 2025 - 13695 Oak Glen Rd		165.35
	248363	Propane Refill Jan 2025 - 13695 Oak Glen Rd		165.35
	248370	Propane Refill Jan 2025 - 9781 Avenida Miravilla		377.36
	248370	Propane Refill Jan 2025 - 9781 Avenida Miravilla		377.36
	248370	Propane Refill Jan 2025 - 9781 Avenida Miravilla		-377.36
Total for Check Number 15978:				1,095.12
15979	10420	Amazon Capital Services, Inc.	01/23/2025	
	14XT-NTVM-4FQX	Digital Door Hangers & Water		44.00
	1CXG-HFC4-RNND	Shrink Wire Connectors		53.32
	1CXG-HFC4-RNND	6 Generator Transfer Switches		323.18
	1CXG-HFC4-RNND	Screwdriver Set		21.52
	1CXG-HFC4-RNND	Pin Punch Set		95.89
	1CXG-HFC4-RNND	2 Warning Moving Gate Signs		27.99
	1DGF-R6TK-J97G	Christmas Tree Storage Bag		33.06
	1KK1-G9MM-4V9D	Weather Station & Markers		85.72
	1KKM-3TPL-4GLH	2 Compact Binoculars		73.24
	1KTG-NHRL-X6C9	2 Air Purifiers		538.72
	1RRP-6414-47QV	Office Supplies		40.97
Total for Check Number 15979:				1,337.61
15980	11161	Boot Barn Holdings	01/23/2025	
	INV00443546	Boot Voucher Reimbursement - A Cove		184.23
Total for Check Number 15980:				184.23
15981	10173	California Society of Municipal Finance Officers	01/23/2025	
	30017230	2025 Membership Dues - E Gonzales		60.00
Total for Check Number 15981:				60.00
15982	10614	Cherry Valley Automotive	01/23/2025	
	48771	Labor - Axel Shaft/Fuel Tank/Thermostat - Unit 1/OD 96,700		750.00
	48771	Axel Shaft/Fuel Tank/Thermostat - Unit 1/OD 96,700		1,171.00
	49067	Labor - 2 Tire Repairs - Unit 42/OD 57,015		63.00
Total for Check Number 15982:				1,984.00
15983	10351	Cherry Valley Nursery & Landscape Supply	01/23/2025	
	AR1-0001847	Credit		-9.30
	T-0327351	Sod - Hit Blowoff on Oakview		28.02
	T-0332351	Sod - Blowoff Installation on Palm Ave		14.01
Total for Check Number 15983:				32.73
15984	10016	City of Beaumont	01/23/2025	
	01222025	Plan Check Deposit - District Project PLP056 and PLP095		9,365.00
	261701 Nov-Dec	Monthly Sewer Charges 11/01/2024-01/01/2025		23.22
Total for Check Number 15984:				9,388.22
15985	10942	Diamond Environmental Services LP	01/23/2025	
	0005959406	(2) Rental and Service Handicap Portable Restroom 01/13-02/09/25		341.55
	0005959407	(1) Rental and Service Portable Restroom 01/13-02/09/2025		97.70
Total for Check Number 15985:				439.25

Check No	Vendor No Invoice No	Vendor Name Description	Check Date Reference	Check Amount
15986	10303 9369891297 9370094311 9370187321 9370605488 9370605488	Grainger Inc (10) Range Hood Filters for Electrical Panels (3) 1" Solenoid Valve for Chlorinators (10) Mobil Multipurpose Grease for Well Motors (2) Float Assembly for Chlorinators (1) 1" Check Valve for Chlorinators	01/23/2025	272.94 1,239.05 88.47 97.02 106.00
Total for Check Number 15986:				1,803.48
15987	11230 339830-4505417 63150-449445 63150-449445 631530-4505586	Healthpointe Medical Group, Inc Employment Testing Pre-Employment Testing Employment Testing Pre-Employment Testing	01/23/2025	624.01 645.00 65.00 215.00
Total for Check Number 15987:				1,549.01
15988	10967 315940	Keenan & Associates Active Assailant Incident Training	01/23/2025	3,860.00
Total for Check Number 15988:				3,860.00
15989	10429 58464 58492 58504	Legend Pump & Well Service Inc Highland Springs Booster #2 Service Call Well 25 Service Call Highland Springs Booster Install	01/23/2025	3,286.50 848.00 16,519.11
Total for Check Number 15989:				20,653.61
15990	10026 612528	McCrometer Inc Blank Cover Plate to Repair 6" to 8" High Flow Meters	01/23/2025	194.67
Total for Check Number 15990:				194.67
15991	10527 64541884 64541884 64565150 64565150	Robert Half Talent Solutions Engineering Admin Temp - 01/06-01/09/2025 Admin Assistant Temp - 01/06-01/09/2025 Engineering Admin Temp - 01/13-01/16/2025 Admin Assistant Temp - 01/13-01/16/2025	01/23/2025	394.39 1,183.16 404.50 1,213.50
Total for Check Number 15991:				3,195.55
15992	10689 243966	Safety Compliance Company Safety Meeting - Electrical Safety - 01/02/2025	01/23/2025	250.00
Total for Check Number 15992:				250.00
15993	11255 S140488-1 S140488-1 S140488-1 S140488-1 S140488-1 S140488-1	SR Bray LLC Battery Group 27 (Core) Battery Disconnect Switch Shipping Cost 500 HR XAS Service Kit Environmental Surcharge Repair Labor	01/23/2025	342.30 37.99 200.00 785.96 97.87 1,980.00
Total for Check Number 15993:				3,444.12
15994	10668 18	Thomas Harder & Co Hydrogeological Consulting Services – Well 1A	01/23/2025	6,553.75
Total for Check Number 15994:				6,553.75

Check No	Vendor No Invoice No	Vendor Name Description	Check Date Reference	Check Amount
15995	10424 472819	Top-Line Industrial Supply, LLC Gas Cap for Aux Tank	01/23/2025	24.24
Total for Check Number 15995:				24.24
15996	10035 INV00580568 INV00580575	USA Blue Book Chlorine Systems Well 24 and 29 Chlorine Systems Well 24 and 29	01/23/2025	1,109.77 319.49
Total for Check Number 15996:				1,429.26
15997	10173 INV-1142	California Society of Municipal Finance Officers Reissue - 2024 Budget Award Plate Fee (2023 Award Season)	01/23/2025	50.00
Total for Check Number 15997:				50.00
15998	UB*05721	Ken Gomer Refund Check Refund Check Refund Check Refund Check	01/23/2025	0.22 0.13 0.27 0.88
Total for Check Number 15998:				1.50
Total for 1/23/2025:				285,358.72
ACH	10781 10019	Umpqua Bank C R & R Incorporated Monthly Charges 3 YD Commercial Bin - Cherry Yard - Dec 2024 Monthly Charges 3 YD Commercial Bin - 39500 Brookside - Dec 2024 Monthly Charges 3 YD Locked Recycle - 39500 Brookside - Dec 2024	01/24/2025	366.32 366.32 148.22
	10052	Home Depot Credit Services Storage Shelves & Trash Can - 815 E 12th St		245.03
	10063	The Record Gazette NIB - 2024 Replacement PPLNS Project NIB - 2024 Replacement PPLNS Project NIB - 2024 Replacement PPLNS Project NIB - 2024 Replacement PPLNS Project NIB - 2024 Replacement PPLNS Project NIB - 2024 Replacement PPLNS Project		96.36 96.37 96.36 96.36 96.36 96.37
	10074	American Water Works Association Water Audits and Loss Control Programs Book		167.42
	10083	California Chamber of Commerce 2025 Required Labor Posters		161.73
	10116	Verizon Wireless Services LLC Cell Phone/iPad Charges for Nov 2024		2,039.30
	10135	Big Time Design Uniforms - Transmission & Distribution Staff Uniforms - Maintenance Staff		288.55 594.87
	10173	California Society of Municipal Finance Officers 2025 Membership Dues - S Molina		60.00
	10224	Legal Shield Monthly Prepaid Legal for Employees Dec 2024		101.70
	10274	Beaumont Chamber of Commerce Chamber Breakfast - Jan 2025 - L Williams Chamber Breakfast - Jan 2025 - A Ramirez Chamber Breakfast - Jan 2025 - D Slawson Chamber Breakfast - Jan 2025 - D Hoffman Beaumont Safe & Lock Door Locks - 815 E 12th St		25.00 25.00 25.00 25.00 129.19
	10338	California Special Districts Association Workshop SDLA Governance Foundations - D Slawson 02/19-02/29/25 Workshop SDLA Governance Foundations - A Ramirez 02/19-02/29/25		265.00 265.00



Check No	Vendor No Invoice No	Vendor Name Description	Check Date Reference	Check Amount
	10377	Expedia Inc/Hotels.com Flight - WateReuse Conference - J Bean 03/15-03/20/2025		896.27
	10409	Stater Bros Water for Board Meetings		15.57
		Birthday Club Reimbursement		40.05
	10420	Amazon Capital Services, Inc. (20) Field iPad Covers		495.35
		Ink for Postage Machine		161.52
		Bingo Cage Set - Holiday Club		32.28
	10477	Walgreens Office Supplies		24.75
	10495	Best Buy 5 TVs & Wall Mounts - Sign Project		1,678.47
	10546	Frontier Communications 12/25/2024-01/24/2025 Jan FIOS/FAX 851 E 6th Street		369.99
		11/10-12/09/2024 Nov FIOS/FAX 12th/Palm		628.46
		12/25/2024-01/24/2025 Jan FIOS/FAX 560 Magnolia Ave		555.42
	10573	O'Reilly Auto Parts Materials For Office Staircase Repair - 815 E 12th St		235.92
	10588	Marriott Hotels Hotel - ACWA Conf - L Williams - 12/03-12/05/2024		564.12
		Credit - Hotel - ACWA Conf - L Williams - 12/02/2024		-537.86
	10623	WP Engine Web Host for BCVWD Website Dec 2024		290.00
	10692	MMSoft Design Network Monitoring Software Dec 2024		1,389.41
		Network Monitoring Software Jan 2025		1,389.41
		Network Monitoring Software Dec 2024		155.83
	10766	Sam's Club Employee Retention - Holiday Supplies		38.41
	10767	Alliance Trailer Corp Pack Locks & Jack Foot Extension		77.63
	10784	Autodesk, Inc Auto CAD Software 851 E 6th St - Dec 2024		250.00
		Auto CAD Software 851 E 6th St - Dec 2024		1,050.00
	10790	Microsoft Monthly Microsoft Office License - Dec 2024		450.00
		Monthly Microsoft Office License - Dec 2024		1,150.00
		Monthly Microsoft Office License - Dec 2024		15.00
		Monthly Microsoft Office License - Dec 2024		16.40
	10840	Ready Fresh (Arrowhead) Water - 11/23-12/22/2024 - 851 E 6th		230.84
	10859	Party City Employee Retention - Holiday Decorations		63.12
	10892	Zoom Video Communications, Inc. (10) Video Conference - Jan 2025		226.49
	10918	Apple.com Cloud Storage - iPads		9.99
	10926	SSD Alarm Access Control Services - 39500 Brookside Ave		82.60
		Alarm Equip/Rent/Service/Monitor - 851 E. 6th Street		100.13
		Alarm Equip/Rent/Service/Monitor - 39500 Brookside Ave		300.53
		Alarm Equip/Rent/Service/Monitor - 560 Magnolia Ave		459.03
		Alarm Equip/Rent/Service/Monitor - 815 12th Street		192.78
		Alarm Equip/Rent/Service/Monitor - 11083 Cherry Ave		76.68
	10953	LinkedIn Corporation Annual Subscription Renewal - 12/09/2024-12/09/2025		479.88
	10978	Nextiva, Inc. Monthly Phone Service Dec 2024		3,301.74
	11024	Grammarly, Inc. Writing Assistance Software - 1 Yr Subscription		540.00
	11041	KnowBe4, Inc. Cyber Security Training Subscription 02/10/2025-02/09/2026		1,683.00
	11137	Rolon Smog & Auto Registration Smog Check - Unit 4/OD 72,348		57.20
		Smog Check - Unit 3/OD 91,532		48.62
		Smog Check - Unit 17/OD 101,891		57.20

Check No	Vendor No Invoice No	Vendor Name Description	Check Date Reference	Check Amount
	11157	Francotyp-Postalia Inc Postage - Postage Machine		517.50
		Quarterly Rental - Postage Machine		112.28
	11169	Space Exploration Technologies Corp Back Up Internet - Jan 2025		750.00
	11193	Mitsogo, Inc Cyber Security - iPads - Dec 2024		81.00
	11216	DNS Filter Monthly Spam Filter - Dec 2024		225.00
	11235	Thompson Information Services 3 Thompson Grants Expert Plus		3,144.00
	11240	Adobe Acrobat Pro Subscription January 2025		719.70
	11248	Cornerstone BBQ Birthday Club Reimbursement		251.94
	11252	OpenAI, LLC ChatGPT Subscription - Jan 2025		300.00
	11280	Constant Contact Communication Subscription 11/06-12/05/2024		80.00
	11287	GRCIQ - Governance, Risk & Compliance Preparing for Year End in Payroll 2024 - M Rodriguez-Elizondo Webinar - Top 1099 Questions and Their Answers - E Garcia		134.00 103.00
	11300	League of California Cities Board Policy Ad Hoc Supplies Board Policy Ad Hoc Supplies		105.00 105.00
	11301	University of Fairfax Cybersecurity Training - R Rasha 11/24-12/07/2024 Cybersecurity Training - R Rasha 12/08-12/20/2024		2,400.00 2,400.00

Total for this ACH Check for Vendor 10781:

36,647.48

Total for 1/24/2025:

36,647.48

Report Total (134 checks):

3,961,253.59



**Beaumont-Cherry Valley Water District  
Finance and Audit Committee Meeting  
February 6, 2025**

**Item 4d**

**STAFF REPORT**

**TO:** Finance and Audit Committee  
**FROM:** William Clayton, Finance Manager  
**SUBJECT:** January 2025 Invoices Pending Approval

---

**Staff Recommendation**

Approve the pending invoices totaling \$2,099.91

**Background**

Staff has reviewed the pending invoices and found the services rendered were acceptable to the District.

**Fiscal Impact**

There is a \$2,099.91 impact to the District which will be paid from the 2024 budget.

**Attachment(s)**

1. Richards Watson Gershon Invoice #251284
2. Richards Watson Gershon Invoice #251285

Staff Report prepared by William Clayton, Finance Manager



T 213.626.8484  
F 213.626.0078  
Fed. I.D. No. 95-3292015

350 South Grand Avenue  
37th Floor  
Los Angeles, CA 90071

**CONFIDENTIAL**

This material is subject to the attorney-client privilege and/or attorney work product protection, or otherwise is privileged or confidential. Do not disclose the contents hereof. Do not file with publicly-accessible records.

DAN JAGGERS, GENERAL MANAGER  
BEAUMONT- CHERRY VALLEY WATER DISTRICT  
560 MAGNOLIA AVENUE  
BEAUMONT, CA 92223-2258

Invoice Date: January 14, 2025  
Invoice Number: 251284  
Matter Number: [REDACTED]

[REDACTED] GENERAL COUNSEL SERVICES

*For professional services rendered through December 31, 2024*

Fees	2,020.00
Costs	0.00
<b>Total Amount Due</b>	<b>\$2,020.00</b>

TERMS: PAYMENT DUE UPON RECEIPT

PLEASE RETURN THIS PAGE WITH YOUR REMITTANCE TO

RICHARDS, WATSON & GERSHON  
350 South Grand Avenue, 37th Floor  
Los Angeles, CA 90071

RICHARDS WATSON GERSHON



T 213.626.8484  
F 213.626.0078  
Fed. I.D. No. 95-3292015

350 South Grand Avenue  
37th Floor  
Los Angeles, CA 90071

**CONFIDENTIAL**

This material is subject to the attorney-client privilege and/or attorney work product protection, or otherwise is privileged or confidential. Do not disclose the contents hereof. Do not file with publicly-accessible records.

BEAUMONT-CHERRY VALLEY WATER DISTRICT  
DAN JAGGERS, GENERAL MANAGER  
560 MAGNOLIA AVENUE  
BEAUMONT, CA 92223-2258

Invoice Date: January 14, 2025  
Invoice Number: 251285  
Matter Number: [REDACTED]

[REDACTED] ADV. CAL OSHA

*For professional services rendered through December 31, 2024*

Fees	0.00
Costs	79.91
<b>Total Amount Due</b>	<b>\$79.91</b>

TERMS: PAYMENT DUE UPON RECEIPT

PLEASE RETURN THIS PAGE WITH YOUR REMITTANCE TO

RICHARDS, WATSON & GERSHON  
350 South Grand Avenue, 37th Floor  
Los Angeles, CA 90071

RICHARDS WATSON GERSHON

# Payroll

## Timecard Proof List

Date Range: 12/01/2024 to 12/31/2024

### Beaumont-Cherry Valley Water District

560 Magnolia Avenue  
 Beaumont CA 92223  
 (951) 845-9581  
 www.bcwwd.org



Pay	Date	Per Diem	Reimbursement Cost	# of Meetings YTD
<b>Employee No: 170 Slawson, Daniel</b>				
San Geronio Pass Water Agency Meeting	12/2/2024	296.40		
Meeting with General Manager	12/3/2024	296.40		
ACWA Fall Conference	12/4/2024	296.40		
Ad Hoc Recycled Water Committee	12/10/2024	296.40		
Regular Board Meeting	12/11/2024	296.40		
Pass Economic Development Alliance: City Managers' Forum	12/12/2024	296.40		
Chamber Breakfast	12/13/2024	296.40		
San Geronio Pass Water Agency Meeting	12/16/2024	296.40		
<b>Employee No: 170</b>	<b>Total Meetings for December</b>	<b>8</b>	<b>2,371.20 Total Reimbursements</b>	<b>95</b>
<b>Employee No: 178 Hoffman, David</b>				
Finance & Audit Committee	12/5/2024	296.40		
Ad Hoc Sites Reservoir Committee	12/9/2024	296.40		
Ad Hoc Recycled Water Committee	12/10/2024	296.40		
Regular Board Meeting	12/11/2024	296.40		
Chamber Breakfast	12/13/2024	296.40		
<b>Employee No: 178</b>	<b>Total Meetings for December</b>	<b>5</b>	<b>1,482.00 Total Reimbursements</b>	<b>58</b>
<b>Employee No: 179 Covington, John</b>				
Ad Hoc Sites Reservoir Committee	12/9/2024	296.40		
Regular Board Meeting	12/11/2024	296.40		
<b>Employee No: 179</b>	<b>Total Meetings for December</b>	<b>2</b>	<b>592.80 Total Reimbursements</b>	<b>43</b>
<b>Employee No: 193 Ramirez, Andy</b>				
Regular Board Meeting	12/11/2024	296.40		
Ad Hoc Communications Committee	12/16/2024	296.40		
<b>Employee No: 193</b>	<b>Total Meetings for December</b>	<b>2</b>	<b>592.80 Total Reimbursements</b>	<b>67</b>
<b>Employee No: 214 Williams, Lona</b>				
ACWA Fall Conference	12/3/2024	296.40		
ACWA Fall Conference	12/4/2024	296.40		
Finance & Audit Committee	12/5/2024	296.40		
Regular Board Meeting	12/11/2024	296.40		
Pass Economic Development Alliance: City Managers' Forum	12/12/2024	296.40		
Chamber Breakfast	12/13/2024	296.40		
<b>Employee No: 214</b>	<b>Total Meetings for December</b>	<b>6</b>	<b>1,778.40 Total Reimbursements</b>	<b>83</b>



**Beaumont-Cherry Valley Water District  
Finance & Audit Committee Meeting  
December 5, 2024  
Sign-In Sheet**

**By signing this document, I am verifying that I have attended the meeting and am authorized to receive per diem for my attendance in accordance with District Policy.**

**Name**

**Signature**

Member David Hoffman Employee #178	
Secretary Lona Williams Employee #214	
Alternate Covington (Alternate) Employee #179	

The stipend for this meeting will be paid on 12/19/2024








Beaumont-Cherry Valley Water District  
Regular Board Meeting  
December 11, 2024  
Sign-In Sheet

By signing this document, I am verifying that I have attended the meeting and am authorized to receive per diem for my attendance in accordance with District Policy.

**Name**

**Signature**

President John Covington Employee #179	
Vice President Daniel Slawson Employee #170	
Secretary Lona Williams Employee #214	
Treasurer Andy Ramirez Employee #193	
Director David Hoffman Employee #178	

The stipend for this meeting will be paid on 12/19/2024






**Beaumont-Cherry Valley Water District  
Ad Hoc Communications Committee Meeting  
December 16, 2024  
Sign-In Sheet**

**By signing this document I am verifying that I have attended the meeting and am authorized to receive per diem for my attendance in accordance with District Policy.**

**Name**


**Signature**

Treasurer Andy Ramirez Employee #193	Remote sm
Secretary Lona Williams Employee #214	
David Hoffman (alternate) Employee #178	

The stipend for this meeting will be paid on 01/02/2025

## Beaumont-Cherry Valley Water District

Record of Board Member Expenses/Claim Form for Reimbursement  
(Conferences, Meetings, Travels)


Name	Director Daniel Slawson			Division 3	Member ID- Director # 170
Email (optional)				Department- Board of Directors (110)	
BCVWD Meeting Type	Attended	Date	Location of Meeting	Amount	
Regular Board Meeting (including Engineering Workshop)	<input type="checkbox"/>			\$296.40 per diem per day	
Finance & Audit Committee Meeting	<input type="checkbox"/>			\$296.40 per diem per day	
Personnel Committee Meeting	<input type="checkbox"/>			\$296.40 per diem per day	
Ad Hoc Communications Meeting	<input type="checkbox"/>			\$296.40 per diem per day	
Collaborative Agency Meeting (BCV-Parks Admin)	<input type="checkbox"/>			\$296.40 per diem per day	
San Gorgonio Pass Water Alliance Meeting	<input type="checkbox"/>			\$296.40 per diem per day	
Special Board Meeting	<input type="checkbox"/>			\$296.40 per diem per day	
Director Training: _____	<input type="checkbox"/>			\$296.40 per diem per day	
Other: <b>SGPWA Meeting</b>	<input checked="" type="checkbox"/>	12-2-24	SGPWA/zoom	\$296.40 per diem per day	
Other: _____	<input type="checkbox"/>			\$296.40 per diem per day	
Is this request to be paid on a meeting not listed under the current Policy? <input type="checkbox"/> Yes <input type="checkbox"/> No					
Expenses	Dates	Details			Amount
Transportation		<input type="checkbox"/> Taxi/Rental	<input type="checkbox"/> Air	<input type="checkbox"/> Other	\$
		<input type="checkbox"/> Taxi/Rental	<input type="checkbox"/> Air	<input type="checkbox"/> Other	\$
Own Car		Mileage at \$0.67 per mile (2024) _____ miles			\$
Lodging		Location: _____			\$
		Location: _____			\$
Meals		Not to exceed U.S. Dept of General Services, Policy No. 4070.7 / attached receipts for each			\$
Conference fees		Purpose			\$
		Purpose			\$
Other		Purpose			\$
		Purpose			\$
Subtotal					\$
Less amount paid by company					\$
Director Signature					Date 12-9-24
Approver Signature					Date

Please attach original receipts for all listed expenses, sign the form and send to the Accounting Department. See information at the back of this form for approved Per Diems and Expenses for Board Members



## Beaumont-Cherry Valley Water District


Record of Board Member Expenses/Claim Form for Reimbursement  
(Conferences, Meetings, Travels)

Name	Director Daniel Slawson			Division	3	Member ID- Director #	170
Email (optional)				Department-	Board of Directors (110)		
BCVWD Meeting Type	Attended	Date	Location of Meeting	Amount			
Regular Board Meeting (including Engineering Workshop)	<input type="checkbox"/>			\$296.40 per diem per day			
Finance & Audit Committee Meeting	<input type="checkbox"/>			\$296.40 per diem per day			
Personnel Committee Meeting	<input type="checkbox"/>			\$296.40 per diem per day			
Ad Hoc Communications Meeting	<input type="checkbox"/>			\$296.40 per diem per day			
Collaborative Agency Meeting (BCV-Parks Admin)	<input type="checkbox"/>			\$296.40 per diem per day			
San Geronio Pass Water Alliance Meeting	<input type="checkbox"/>			\$296.40 per diem per day			
Special Board Meeting	<input type="checkbox"/>			\$296.40 per diem per day			
Director Training: _____	<input type="checkbox"/>			\$296.40 per diem per day			
Other: <b>Meeting with Dan/Lynda</b>	<input checked="" type="checkbox"/>	12-3-24	zoom	\$296.40 per diem per day			
Other: _____	<input type="checkbox"/>			\$296.40 per diem per day			
Is this request to be paid on a meeting not listed under the current Policy? <input type="checkbox"/> Yes <input type="checkbox"/> No							
Expenses	Dates	Details				Amount	
Transportation		<input type="checkbox"/> Taxi/Rental	<input type="checkbox"/> Air	<input type="checkbox"/> Other			
		<input type="checkbox"/> Taxi/Rental	<input type="checkbox"/> Air	<input type="checkbox"/> Other			
Own Car		Mileage at \$0.67 per mile (2024) _____ miles					
Lodging		Location: _____					
		Location: _____					
Meals		Not to exceed U.S. Dept of General Services, Policy No. 4070.7 / attached receipts for each					
Conference fees		Purpose _____					
		Purpose _____					
Other		Purpose _____					
		Purpose _____					
					Subtotal	\$	
					Less amount paid by company	\$	
Director Signature						Date 12-9-24	
Approver Signature						Date	

Please attach original receipts for all listed expenses, sign the form and send to the Accounting Department. See information at the back of this form for approved Per Diems and Expenses for Board Members

### Beaumont-Cherry Valley Water District

Record of Board Member Expenses/Claim Form for Reimbursement  
(Conferences, Meetings, Travels)


Name	Director Daniel Slawson			Division	3	Member ID- Director #	170
Email (optional)				Department-	Board of Directors (110)		
BCVWD Meeting Type	Attended	Date	Location of Meeting	Amount			
Regular Board Meeting (including Engineering Workshop)	<input type="checkbox"/>			\$296.40 per diem per day			
Finance & Audit Committee Meeting	<input type="checkbox"/>			\$296.40 per diem per day			
Personnel Committee Meeting	<input type="checkbox"/>			\$296.40 per diem per day			
Ad Hoc Communications Meeting	<input type="checkbox"/>			\$296.40 per diem per day			
Collaborative Agency Meeting (BCV-Parks Admin)	<input type="checkbox"/>			\$296.40 per diem per day			
San Gorgonio Pass Water Alliance Meeting	<input type="checkbox"/>			\$296.40 per diem per day			
Special Board Meeting	<input type="checkbox"/>			\$296.40 per diem per day			
Director Training:	<input type="checkbox"/>			\$296.40 per diem per day			
Other: <b>ACWA conference</b>	<input checked="" type="checkbox"/>	12-4-24	<b>Palm Desert</b>	\$296.40 per diem per day			
Other:	<input type="checkbox"/>			\$296.40 per diem per day			
Is this request to be paid on a meeting not listed under the current Policy? <input type="checkbox"/> Yes <input type="checkbox"/> No							
Expenses	Dates	Details	Amount				
Transportation		<input type="checkbox"/> Taxi/Rental <input type="checkbox"/> Air <input type="checkbox"/> Other <input type="checkbox"/> Taxi/Rental <input type="checkbox"/> Air <input type="checkbox"/> Other	\$				
Own Car	12-4-24	Mileage at \$0.67 per mile (2024) <b>46</b> miles	\$ <b>30.82</b>				
Lodging		Location:	\$				
		Location:	\$				
Meals		Not to exceed U.S. Dept of General Services, Policy No. 4070.7 / attached receipts for each	\$				
Conference fees		Purpose	\$				
		Purpose	\$				
Other		Purpose	\$				
		Purpose	\$				
Subtotal			\$				
Less amount paid by company			\$				
Director Signature							
	Date <b>12-9-24</b>						
Approver Signature							
	Date						

Please attach original receipts for all listed expenses, sign the form and send to the Accounting Department. See information at the back of this form for approved Per Diems and Expenses for Board Members



## Beaumont-Cherry Valley Water District


Record of Board Member Expenses/Claim Form for Reimbursement  
(Conferences, Meetings, Travels)

Name	Director Daniel Slawson			Division	3	Member ID- Director #	170
Email (optional)				Department-	Board of Directors (110)		
BCVWD Meeting Type	Attended	Date	Location of Meeting	Amount			
Regular Board Meeting (including Engineering Workshop)	<input type="checkbox"/>			\$296.40 per diem per day			
Finance & Audit Committee Meeting	<input type="checkbox"/>			\$296.40 per diem per day			
Personnel Committee Meeting	<input type="checkbox"/>			\$296.40 per diem per day			
Ad Hoc Communications Meeting	<input type="checkbox"/>			\$296.40 per diem per day			
Collaborative Agency Meeting (BCV-Parks Admin)	<input type="checkbox"/>			\$296.40 per diem per day			
San Gorgonio Pass Water Alliance Meeting	<input type="checkbox"/>			\$296.40 per diem per day			
Special Board Meeting	<input type="checkbox"/>			\$296.40 per diem per day			
Director Training: _____	<input type="checkbox"/>			\$296.40 per diem per day			
Other: <b>ACWA conference</b>	<input checked="" type="checkbox"/>	12-5-24	Palm Desert	\$296.40 per diem per day			
Other: _____	<input type="checkbox"/>			\$296.40 per diem per day			
Is this request to be paid on a meeting not listed under the current Policy? <input type="checkbox"/> Yes <input type="checkbox"/> No							
Expenses	Dates	Details				Amount	
Transportation		<input type="checkbox"/> Taxi/Rental	<input type="checkbox"/> Air	<input type="checkbox"/> Other	\$		
		<input type="checkbox"/> Taxi/Rental	<input type="checkbox"/> Air	<input type="checkbox"/> Other	\$		
Own Car	12-5-24	Mileage at \$0.67 per mile (2024) <b>46</b> miles				\$ <b>30.82</b>	
Lodging		Location:				\$	
		Location:				\$	
Meals		Not to exceed U.S. Dept of General Services, Policy No. 4070.7 / attached receipts for each				\$	
Conference fees		Purpose				\$	
		Purpose				\$	
Other		Purpose				\$	
		Purpose				\$	
Subtotal						\$	
Less amount paid by company						\$	
Director Signature						Date <b>12-9-24</b>	
Approver Signature						Date	

Please attach original receipts for all listed expenses, sign the form and send to the Accounting Department. See information at the back of this form for approved Per Diems and Expenses for Board Members

## Beaumont-Cherry Valley Water District

Record of Board Member Expenses/Claim Form for Reimbursement  
(Conferences, Meetings, Travels)


Name	Director Daniel Slawson			Division 3	Member ID- Director # 170
Email (optional)				Department- Board of Directors (110)	
BCVWD Meeting Type	Attended	Date	Location of Meeting	Amount	
Regular Board Meeting (including Engineering Workshop)	<input type="checkbox"/>			\$296.40 per diem per day	
Finance & Audit Committee Meeting	<input type="checkbox"/>			\$296.40 per diem per day	
Personnel Committee Meeting	<input type="checkbox"/>			\$296.40 per diem per day	
Ad Hoc Communications Meeting	<input type="checkbox"/>			\$296.40 per diem per day	
Collaborative Agency Meeting (BCV-Parks Admin)	<input type="checkbox"/>			\$296.40 per diem per day	
San Gorgonio Pass Water Alliance Meeting	<input type="checkbox"/>			\$296.40 per diem per day	
Special Board Meeting	<input type="checkbox"/>			\$296.40 per diem per day	
Director Training: _____	<input type="checkbox"/>			\$296.40 per diem per day	
Other: <b>Water Re-use 3x2</b>	<input checked="" type="checkbox"/>	12-10-24	BCVWD/zoom	\$296.40 per diem per day	
Other: _____	<input type="checkbox"/>			\$296.40 per diem per day	
Is this request to be paid on a meeting not listed under the current Policy? <input type="checkbox"/> Yes <input type="checkbox"/> No					
Expenses	Dates	Details			Amount
Transportation		<input type="checkbox"/> Taxi/Rental	<input type="checkbox"/> Air	<input type="checkbox"/> Other	\$
		<input type="checkbox"/> Taxi/Rental	<input type="checkbox"/> Air	<input type="checkbox"/> Other	\$
Own Car		Mileage at \$0.67 per mile (2024) _____ miles			\$
Lodging		Location: _____			\$
		Location: _____			\$
Meals		Not to exceed U.S. Dept of General Services, Policy No. 4070.7 / attached receipts for each			\$
Conference fees		Purpose			\$
		Purpose			\$
Other		Purpose			\$
		Purpose			\$
Subtotal					\$
Less amount paid by company					\$
Director Signature					Date 12-11-24
Approver Signature					Date

Please attach original receipts for all listed expenses, sign the form and send to the Accounting Department. See information at the back of this form for approved Per Diems and Expenses for Board Members



### Beaumont-Cherry Valley Water District

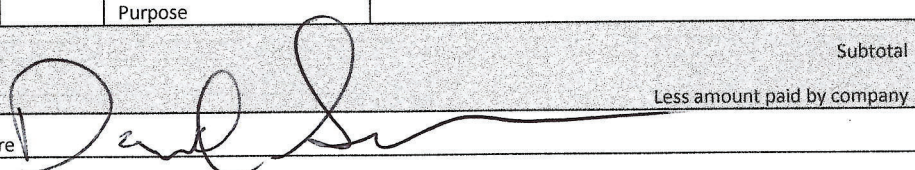
Record of Board Member Expenses/Claim Form for Reimbursement  
(Conferences, Meetings, Travels)

Name	Director Daniel Slawson			Division 3	Member ID- Director # 170
Email (optional)				Department- Board of Directors (110)	
BCVWD Meeting Type	Attended	Date	Location of Meeting	Amount	
Regular Board Meeting (including Engineering Workshop)	<input type="checkbox"/>			\$296.40 per diem per day	
Finance & Audit Committee Meeting	<input type="checkbox"/>			\$296.40 per diem per day	
Personnel Committee Meeting	<input type="checkbox"/>			\$296.40 per diem per day	
Ad Hoc Communications Meeting	<input type="checkbox"/>			\$296.40 per diem per day	
Collaborative Agency Meeting (BCV-Parks Admin)	<input type="checkbox"/>			\$296.40 per diem per day	
San Gorgonio Pass Water Alliance Meeting	<input type="checkbox"/>			\$296.40 per diem per day	
Special Board Meeting	<input type="checkbox"/>			\$296.40 per diem per day	
Director Training: _____	<input type="checkbox"/>			\$296.40 per diem per day	
Other: <b>City Manager presentaion</b>	<input checked="" type="checkbox"/>	12-12-24	Tukwet Golf Club	\$296.40 per diem per day	
Other: _____	<input type="checkbox"/>			\$296.40 per diem per day	
Is this request to be paid on a meeting not listed under the current Policy? <input type="checkbox"/> Yes <input type="checkbox"/> No					
Expenses	Dates	Details			Amount
Transportation		<input type="checkbox"/> Taxi/Rental	<input type="checkbox"/> Air	<input type="checkbox"/> Other	\$
		<input type="checkbox"/> Taxi/Rental	<input type="checkbox"/> Air	<input type="checkbox"/> Other	\$
Own Car		Mileage at \$0.67 per mile (2024) _____ miles			\$
Lodging		Location: _____			\$
		Location: _____			\$
Meals		Not to exceed U.S. Dept of General Services, Policy No. 4070.7 / attached receipts for each			\$
Conference fees		Purpose			\$
		Purpose			\$
Other		Purpose			\$
		Purpose			\$
Subtotal					\$
Less amount paid by company					\$
Director Signature					Date 12-12-24
Approver Signature					Date

Please attach original receipts for all listed expenses, sign the form and send to the Accounting Department. See information at the back of this form for approved Per Diems and Expenses for Board Members

## Beaumont-Cherry Valley Water District

Record of Board Member Expenses/Claim Form for Reimbursement  
(Conferences, Meetings, Travels)


Name	Director Daniel Slawson			Division 3	Member ID- Director # 170
Email (optional)				Department- Board of Directors (110)	
BCVWD Meeting Type	Attended	Date	Location of Meeting	Amount	
Regular Board Meeting (including Engineering Workshop)	<input type="checkbox"/>			\$296.40 per diem per day	
Finance & Audit Committee Meeting	<input type="checkbox"/>			\$296.40 per diem per day	
Personnel Committee Meeting	<input type="checkbox"/>			\$296.40 per diem per day	
Ad Hoc Communications Meeting	<input type="checkbox"/>			\$296.40 per diem per day	
Collaborative Agency Meeting (BCV-Parks Admin)	<input type="checkbox"/>			\$296.40 per diem per day	
San Gorgonio Pass Water Alliance Meeting	<input type="checkbox"/>			\$296.40 per diem per day	
Special Board Meeting	<input type="checkbox"/>			\$296.40 per diem per day	
Director Training:	<input type="checkbox"/>			\$296.40 per diem per day	
Other: <b>Chamber Breakfast</b>	<input checked="" type="checkbox"/>	12-13-24	Noble Creek Park	\$296.40 per diem per day	
Other:	<input type="checkbox"/>			\$296.40 per diem per day	
Is this request to be paid on a meeting not listed under the current Policy? <input type="checkbox"/> Yes <input type="checkbox"/> No					
Expenses	Dates	Details			Amount
Transportation		<input type="checkbox"/> Taxi/Rental	<input type="checkbox"/> Air	<input type="checkbox"/> Other	\$
		<input type="checkbox"/> Taxi/Rental	<input type="checkbox"/> Air	<input type="checkbox"/> Other	\$
Own Car		Mileage at \$0.67 per mile (2024) _____ miles			\$
Lodging		Location: _____			\$
		Location: _____			\$
Meals		Not to exceed U.S. Dept of General Services, Policy No. 4070.7 / attached receipts for each			\$
Conference fees		Purpose			\$
		Purpose			\$
Other		Purpose			\$
		Purpose			\$
Subtotal					\$
Less amount paid by company					\$
Director Signature					Date 12-13-24
Approver Signature					Date

Please attach original receipts for all listed expenses, sign the form and send to the Accounting Department. See information at the back of this form for approved Per Diems and Expenses for Board Members.



## Beaumont-Cherry Valley Water District


Record of Board Member Expenses/Claim Form for Reimbursement  
(Conferences, Meetings, Travels)

Name	Director Daniel Slawson			Division	3		Member ID- Director #	170	
Email (optional)				Department-	Board of Directors (110)				
BCVWD Meeting Type	Attended	Date	Location of Meeting	Amount					
Regular Board Meeting (including Engineering Workshop)	<input type="checkbox"/>			\$296.40 per diem per day					
Finance & Audit Committee Meeting	<input type="checkbox"/>			\$296.40 per diem per day					
Personnel Committee Meeting	<input type="checkbox"/>			\$296.40 per diem per day					
Ad Hoc Communications Meeting	<input type="checkbox"/>			\$296.40 per diem per day					
Collaborative Agency Meeting (BCV-Parks Admin)	<input type="checkbox"/>			\$296.40 per diem per day					
San Gorgonio Pass Water Alliance Meeting	<input type="checkbox"/>			\$296.40 per diem per day					
Special Board Meeting	<input type="checkbox"/>			\$296.40 per diem per day					
Director Training: _____	<input type="checkbox"/>			\$296.40 per diem per day					
Other: <b>SGPWA Meeting</b>	<input checked="" type="checkbox"/>	12-16-24	SGPWA / zoom	\$296.40 per diem per day					
Other: _____	<input type="checkbox"/>			\$296.40 per diem per day					
Is this request to be paid on a meeting not listed under the current Policy? <input type="checkbox"/> Yes <input type="checkbox"/> No									
Expenses	Dates	Details				Amount			
Transportation		<input type="checkbox"/> Taxi/Rental	<input type="checkbox"/> Air	<input type="checkbox"/> Other		\$			
		<input type="checkbox"/> Taxi/Rental	<input type="checkbox"/> Air	<input type="checkbox"/> Other		\$			
Own Car		Mileage at \$0.67 per mile (2024) _____ miles				\$			
Lodging		Location: _____				\$			
		Location: _____				\$			
Meals		Not to exceed U.S. Dept of General Services, Policy No. 4070.7 / attached receipts for each				\$			
Conference fees		Purpose _____				\$			
		Purpose _____				\$			
Other		Purpose _____				\$			
		Purpose _____				\$			
					Subtotal	\$			
					Less amount paid by company	\$			
Director Signature						Date 12-17-24			
Approver Signature						Date			

Please attach original receipts for all listed expenses, sign the form and send to the Accounting Department. See information at the back of this form for approved Per Diems and Expenses for Board Members

## Beaumont-Cherry Valley Water District

Record of Board Member Expenses/Claim Form for Reimbursement  
(Conferences, Meetings, Travels)

Name	Director David Hoffman			Division	5	Member ID- Director #	178
Email (optional)				Department-	Board of Directors (110)		
BCVWD Meeting Type	Attended	Date	Location of Meeting	Amount			
Regular Board Meeting (including Engineering Workshop)	<input type="checkbox"/>			\$296.40 per diem per day			
Finance & Audit Committee Meeting	<input type="checkbox"/>			\$296.40 per diem per day			
Personnel Committee Meeting	<input type="checkbox"/>			\$296.40 per diem per day			
Ad Hoc Communications Meeting	<input type="checkbox"/>			\$296.40 per diem per day			
Collaborative Agency Meeting (BCV-Parks Admin)	<input type="checkbox"/>			\$296.40 per diem per day			
San Geronio Pass Water Alliance Meeting	<input type="checkbox"/>			\$296.40 per diem per day			
Special Board Meeting	<input type="checkbox"/>			\$296.40 per diem per day			
Director Training:	<input type="checkbox"/>			\$296.40 per diem per day			
Other: <u>Sites Reservoir Committee</u>	<input checked="" type="checkbox"/>	<u>12-9-24</u>	<u>SGPWA</u>	\$296.40 per diem per day			
Other:	<input type="checkbox"/>			\$296.40 per diem per day			
Is this request to be paid on a meeting not listed under the current Policy? <input type="checkbox"/> Yes <input type="checkbox"/> No							
Expenses	Dates	Details			Amount		
Transportation		<input type="checkbox"/> Taxi/Rental	<input type="checkbox"/> Air	<input type="checkbox"/> Other	\$		
		<input type="checkbox"/> Taxi/Rental	<input type="checkbox"/> Air	<input type="checkbox"/> Other	\$		
Own Car		Mileage at \$0.67 per mile (2024) _____ miles			\$		
Lodging		Location: _____			\$		
		Location: _____			\$		
Meals		Not to exceed U.S. Dept of General Services, Policy No. 4070.7 / attached receipts for each			\$		
Conference fees		Purpose _____			\$		
		Purpose _____			\$		
Other		Purpose _____			\$		
		Purpose _____			\$		
Subtotal				\$			
Less amount paid by company				\$			
Director Signature				Date	<u>12-9-24</u>		
Approver Signature				Date			

Please attach original receipts for all listed expenses, sign the form and send to the Accounting Department. See information at the back of this form for approved Per Diems and Expenses for Board Members

## Beaumont-Cherry Valley Water District

Record of Board Member Expenses/Claim Form for Reimbursement  
(Conferences, Meetings, Travels)

Name	Director David Hoffman	Division	5	Member ID- Director #	178
Email (optional)		Department- Board of Directors (110)			
BCVWD Meeting Type	Attended	Date	Location of Meeting	Amount	
Regular Board Meeting (including Engineering Workshop)	<input type="checkbox"/>			\$296.40 per diem per day	
Finance & Audit Committee Meeting	<input type="checkbox"/>			\$296.40 per diem per day	
Personnel Committee Meeting	<input type="checkbox"/>			\$296.40 per diem per day	
Ad Hoc Communications Meeting	<input type="checkbox"/>			\$296.40 per diem per day	
Collaborative Agency Meeting (BCV-Parks Admin)	<input type="checkbox"/>			\$296.40 per diem per day	
San Gorgonio Pass Water Alliance Meeting	<input type="checkbox"/>			\$296.40 per diem per day	
Special Board Meeting	<input type="checkbox"/>			\$296.40 per diem per day	
Director Training:	<input type="checkbox"/>			\$296.40 per diem per day	
Other: <i>recycled water special meeting with consultant hired by City of Beaumont</i>	<input checked="" type="checkbox"/>	<i>12-10-24</i>	<i>BCVWD</i>	\$296.40 per diem per day	
Other:	<input type="checkbox"/>			\$296.40 per diem per day	

Is this request to be paid on a meeting not listed under the current Policy?  Yes  No

Expenses	Dates	Details			Amount
Transportation		<input type="checkbox"/> Taxi/Rental	<input type="checkbox"/> Air	<input type="checkbox"/> Other	\$
		<input type="checkbox"/> Taxi/Rental	<input type="checkbox"/> Air	<input type="checkbox"/> Other	\$
Own Car		Mileage at \$0.67 per mile (2024) _____ miles			\$
Lodging		Location: _____			\$
		Location: _____			\$
Meals		Not to exceed U.S. Dept of General Services, Policy No. 4070.7 / attached receipts for each			\$
Conference fees		Purpose _____			\$
		Purpose _____			\$
Other		Purpose _____			\$
		Purpose _____			\$

Subtotal \$

Less amount paid by company \$


Director Signature <i>David Hoffman</i>	Date <i>12-1-24</i>
Approver Signature	Date

Please attach original receipts for all listed expenses, sign the form and send to the Accounting Department. See information at the back of this form for approved Per Diems and Expenses for Board Members



## Beaumont-Cherry Valley Water District


Record of Board Member Expenses/Claim Form for Reimbursement  
(Conferences, Meetings, Travels)

Name	Director David Hoffman			Division	5	Member ID- Director #	178
Email (optional)				Department- Board of Directors (110)			
<b>BCVWD Meeting Type</b>	<b>Attended</b>	<b>Date</b>	<b>Location of Meeting</b>	<b>Amount</b>			
Regular Board Meeting (including Engineering Workshop)	<input type="checkbox"/>			\$296.40 per diem per day			
Finance & Audit Committee Meeting	<input type="checkbox"/>			\$296.40 per diem per day			
Personnel Committee Meeting	<input type="checkbox"/>			\$296.40 per diem per day			
Ad Hoc Communications Meeting	<input type="checkbox"/>			\$296.40 per diem per day			
Collaborative Agency Meeting (BCV-Parks Admin)	<input type="checkbox"/>			\$296.40 per diem per day			
San Gorgonio Pass Water Alliance Meeting	<input type="checkbox"/>			\$296.40 per diem per day			
Special Board Meeting	<input type="checkbox"/>			\$296.40 per diem per day			
Director Training:	<input type="checkbox"/>			\$296.40 per diem per day			
Other: <u>Beaumont Chamber breakfast</u>	<input checked="" type="checkbox"/>	<u>12-13-24</u>	<u>Noble Creek Park</u>	\$296.40 per diem per day			
Other:	<input type="checkbox"/>			\$296.40 per diem per day			
Is this request to be paid on a meeting not listed under the current Policy? <input type="checkbox"/> Yes <input type="checkbox"/> No							
Expenses	Dates	Details					Amount
Transportation		<input type="checkbox"/> Taxi/Rental	<input type="checkbox"/> Air	<input type="checkbox"/> Other			\$
		<input type="checkbox"/> Taxi/Rental	<input type="checkbox"/> Air	<input type="checkbox"/> Other			\$
Own Car		Mileage at \$0.67 per mile (2024) _____ miles					\$
Lodging		Location: _____					\$
		Location: _____					\$
Meals		Not to exceed U.S. Dept of General Services, Policy No. 4070.7 / attached receipts for each					\$
Conference fees		Purpose					\$
		Purpose					\$
Other		Purpose					\$
		Purpose					\$
Subtotal						\$	
Less amount paid by company						\$	
Director Signature						Date	<u>12-18-24</u>
Approver Signature						Date	

Please attach original receipts for all listed expenses, sign the form and send to the Accounting Department. See information at the back of this form for approved Per Diems and Expenses for Board Members

## Beaumont-Cherry Valley Water District


Record of Board Member Expenses/Claim Form for Reimbursement  
(Conferences, Meetings, Travels)

Name	Director John Covington			Division	4	Member ID- Director #	179
Email (optional)				Department- Board of Directors (110)			
BCVWD Meeting Type	Attended	Date	Location of Meeting	Amount			
Regular Board Meeting (including Engineering Workshop)	<input type="checkbox"/>			\$296.40 per diem per day			
Finance & Audit Committee Meeting	<input type="checkbox"/>			\$296.40 per diem per day			
Personnel Committee Meeting	<input type="checkbox"/>			\$296.40 per diem per day			
Ad Hoc Communications Meeting	<input type="checkbox"/>			\$296.40 per diem per day			
Collaborative Agency Meeting (BCV-Parks Admin)	<input type="checkbox"/>			\$296.40 per diem per day			
San Gorgonio Pass Water Alliance Meeting	<input checked="" type="checkbox"/>	12.09.2024	<b>Agency Office</b>	\$296.40 per diem per day			
Special Board Meeting	<input type="checkbox"/>			\$296.40 per diem per day			
Director Training: _____	<input type="checkbox"/>			\$296.40 per diem per day			
Other: _____	<input type="checkbox"/>			\$296.40 per diem per day			
Other: _____	<input type="checkbox"/>			\$296.40 per diem per day			
Is this request to be paid on a meeting not listed under the current Policy? <input type="checkbox"/> Yes <input checked="" type="checkbox"/> No							
Expenses	Dates	Details				Amount	
Transportation		<input type="checkbox"/> Taxi/Rental	<input type="checkbox"/> Air	<input type="checkbox"/> Other	\$		
		<input type="checkbox"/> Taxi/Rental	<input type="checkbox"/> Air	<input type="checkbox"/> Other	\$		
Own Car		Mileage at \$0.67 per mile (2024) _____ miles				\$	
Lodging		Location: _____				\$	
		Location: _____				\$	
Meals		Not to exceed U.S. Dept of General Services, Policy No. 4070.7 / attached receipts for each				\$	
Conference fees		Purpose				\$	
		Purpose				\$	
Other		Purpose				\$	
		Purpose				\$	
Subtotal						\$ 296.40	
Less amount paid by company						\$ 0	
Director Signature						Date 12/10/2024	
Approver Signature						Date	

Please attach original receipts for all listed expenses, sign the form and send to the Accounting Department. See information at the back of this form for approved Per Diems and Expenses for Board Members

### Beaumont-Cherry Valley Water District


Record of Board Member Expenses/Claim Form for Reimbursement  
(Conferences, Meetings, Travels)

Name <u>Lona Williams</u>		Division 1 Member ID- Director # <u>214</u>	
Email (optional)		Department- Board of Directors (110)	
BCVWD Meeting Type	Attended	Date	Location of Meeting
Regular Board Meeting (including Engineering Workshop)	<input type="checkbox"/>		
Finance & Audit Committee Meeting	<input type="checkbox"/>		
Personnel Committee Meeting	<input type="checkbox"/>		
Ad Hoc Communications Meeting	<input type="checkbox"/>		
Collaborative Agency Meeting (BCV-Parks Admin)	<input type="checkbox"/>		
San Geronio Pass Water Alliance Meeting	<input type="checkbox"/>		
Special Board Meeting	<input type="checkbox"/>		
Director Training: _____	<input type="checkbox"/>		
Other: <u>ACWA Conference</u>	<input checked="" type="checkbox"/>	<u>12/3-12/5</u>	<u>Palm Desert, CA</u>
Other: _____	<input type="checkbox"/>		
Is this request to be paid on a meeting not listed under the current Policy? <input type="checkbox"/> Yes <input checked="" type="checkbox"/> No			
Expenses	Dates	Details	Amount
Transportation		<input type="checkbox"/> Taxi/Rental <input type="checkbox"/> Air <input type="checkbox"/> Other	\$
		<input type="checkbox"/> Taxi/Rental <input type="checkbox"/> Air <input type="checkbox"/> Other	\$
Own Car		Mileage at \$0.67 per mile (2024) _____ miles	\$
Lodging		Location: _____	\$
		Location: _____	\$
Meals			\$
Conference fees		Purpose _____	\$
		Purpose _____	\$
Other		Purpose _____	\$
		Purpose _____	\$
Subtotal			\$ <u>889.20</u>
Less amount paid by company			\$
Director Signature 			Date <u>12/9/2024</u>
Approver Signature _____			Date _____

Please attach original receipts for all listed expenses, sign the form and send to the Accounting Department. See information at the back of this form for approved Per Diems and Expenses for Board Members

### Beaumont-Cherry Valley Water District

Record of Board Member Expenses/Claim Form for Reimbursement  
(Conferences, Meetings, Travels)

Name	Lona Williams			Division 1	Member ID- Director #	214
Email (optional)				Department- Board of Directors (110)		
BCVWD Meeting Type	Attended	Date	Location of Meeting	Amount		
Regular Board Meeting (including Engineering Workshop)	<input type="checkbox"/>			\$200 per diem per day		
Finance & Audit Committee Meeting	<input type="checkbox"/>			\$200 per diem per day		
Personnel Committee Meeting	<input type="checkbox"/>			\$200 per diem per day		
Ad Hoc Communications Meeting	<input type="checkbox"/>			\$200 per diem per day		
Collaborative Agency Meeting (BCV-Parks Admin)	<input type="checkbox"/>			\$200 per diem per day		
San Gorgonio Pass Water Alliance Meeting	<input type="checkbox"/>			\$200 per diem per day		
Special Board Meeting	<input type="checkbox"/>			\$200 per diem per day		
Director Training: _____	<input type="checkbox"/>			\$200 per diem per day		
Other: <u>Pass Economic Development</u>	<input checked="" type="checkbox"/>	12/12/24	TUKWET GOLF CLUB	296.40 \$200 per diem per day		
Other: _____	<input type="checkbox"/>			\$200 per diem per day		
Is this request to be paid on a meeting not listed under the current Policy? <input type="checkbox"/> Yes <input checked="" type="checkbox"/> No						
Expenses	Dates	Details			Amount	
Transportation		<input type="checkbox"/> Taxi/Rental	<input type="checkbox"/> Air	<input type="checkbox"/> Other	\$	
		<input type="checkbox"/> Taxi/Rental	<input type="checkbox"/> Air	<input type="checkbox"/> Other	\$	
Own Car		Mileage at \$0.67 per mile (2024) _____ miles			\$	
Lodging		Location: _____			\$	
		Location: _____			\$	
Meals					\$	
Conference fees		Purpose			\$	
		Purpose			\$	
Other		Purpose			\$	
		Purpose			\$	
Subtotal					\$ 296.40	
Less amount paid by company					\$	
Director Signature				Date	<del>12/16/24</del>	
Approver Signature				Date	12/16/24	

Please attach original receipts for all listed expenses, sign the form and send to the Accounting Department. See information at the back of this form for approved Per Diems and Expenses for Board Members

### Beaumont-Cherry Valley Water District

Record of Board Member Expenses/Claim Form for Reimbursement  
(Conferences, Meetings, Travels)

Name	Lona Williams			Division 1	Member ID- Director #	214
Email (optional)				Department- Board of Directors (110)		
BCVWD Meeting Type	Attended	Date	Location of Meeting	Amount		
Regular Board Meeting (including Engineering Workshop)	<input type="checkbox"/>			\$200 per diem per day		
Finance & Audit Committee Meeting	<input type="checkbox"/>			\$200 per diem per day		
Personnel Committee Meeting	<input type="checkbox"/>			\$200 per diem per day		
Ad Hoc Communications Meeting	<input type="checkbox"/>			\$200 per diem per day		
Collaborative Agency Meeting (BCV-Parks Admin)	<input type="checkbox"/>			\$200 per diem per day		
San Gorgonio Pass Water Alliance Meeting	<input type="checkbox"/>			\$200 per diem per day		
Special Board Meeting	<input type="checkbox"/>			\$200 per diem per day		
Director Training: _____	<input type="checkbox"/>			\$200 per diem per day		
Other: <u>Pass Economic Development</u>	<input checked="" type="checkbox"/>	12/12/24	TUKWET GOLF CLUB	296.40 \$200 per diem per day		
Other: _____	<input type="checkbox"/>			\$200 per diem per day		
Is this request to be paid on a meeting not listed under the current Policy? <input type="checkbox"/> Yes <input checked="" type="checkbox"/> No						
Expenses	Dates	Details			Amount	
Transportation		<input type="checkbox"/> Taxi/Rental	<input type="checkbox"/> Air	<input type="checkbox"/> Other	\$	
		<input type="checkbox"/> Taxi/Rental	<input type="checkbox"/> Air	<input type="checkbox"/> Other	\$	
Own Car		Mileage at \$0.67 per mile (2024) _____ miles			\$	
Lodging		Location: _____			\$	
		Location: _____			\$	
Meals					\$	
Conference fees		Purpose			\$	
		Purpose			\$	
Other		Purpose			\$	
		Purpose			\$	
Subtotal					\$ 296.40	
Less amount paid by company					\$	
Director Signature				Date	<del>12/16/24</del>	
Approver Signature				Date	12/16/24	

Please attach original receipts for all listed expenses, sign the form and send to the Accounting Department. See information at the back of this form for approved Per Diems and Expenses for Board Members





**Beaumont-Cherry Valley Water District  
Finance & Audit Committee Meeting  
February 6, 2025**

**Item 6**

**STAFF REPORT**

**TO:** Finance and Audit Committee  
**FROM:** Dan Jagers, General Manager  
**SUBJECT:** Report on Director Event Attendance

**Staff Recommendation**

Receive and file

**Executive Summary**

This report serves to document the responses of Board members to opportunities for attendance at various events.

Items in **ORANGE** require vote for approval

UPDATED 1/27/2025

DAY	EVENT	Cost	Vote?	COVIN GTON	HOFF MAN	RAM IREZ	SLAW SON	WILL IAMS
14-Feb	Beaumont Chamber Breakfast	\$25					YES	YES
18-Feb	CSDA Webinar: Financial Strategies	FREE			YES	YES		YES
19-Feb	CSDA: Governance Foundations	\$265				YES	YES	YES
21-Feb	CSDA Webinar: Leadership Lessons	FREE			YES		YES	YES
24-Feb	CSDA Webinar: Maximize Your Membership	FREE			YES		YES	YES
25-Feb	CSDA Webinar: Liability Issues	FREE			YES		YES	YES
26-Feb	Urban Water Institute	\$2,504					NO	MAYBE
26-Feb	CSDA Workshop: Budget Preparations	\$265						MAYBE
<b>27-Feb</b>	<b>Beaumont Chamber Installation</b>	<b>\$75</b>	<b>REQ</b>		YES			
11-Mar	CSDA Webinar: AI in 2025	FREE						
11-Mar	CWA: Women in Water Seminar	\$75						
14-Mar	Beaumont Chamber Breakfast	\$25						
<b>17-Mar</b>	<b>Water Education for Latino Leaders</b>		<b>REQ</b>			YES		

Staff Report prepared by Lynda Kerney, Executive Assistant



**Beaumont-Cherry Valley Water District  
Finance and Audit Committee Meeting  
February 6, 2025**

**Item 7**

**STAFF REPORT**

**TO:** Finance and Audit Committee  
**FROM:** Finance and Administration  
**SUBJECT:** Policy Tracking Matrix Progress Dashboard

**Staff Recommendation**

Approve the policies pending review in the next one to two months as identified on Table 3, Policies to Work on for Subsequent Meetings, or direct staff as desired.

**Background**

At the June 6, 2024 meeting, staff recommended the approval of adding the Policy Tracking Matrix Dashboard to the Finance and Audit Committee agenda. The dashboard highlights the summary of policies approved and drafted, and those policies that staff are working on for subsequent meetings. The Committee approved said dashboard and reporting updates.

**Discussion**

**Table 1-Summary of Policy Approval Tracking (All Policies)**

Department	On Matrix	Draft Created	Committee / Board Reviewed Drafts	Board Adopted	% Complete
Board Administration <sup>1</sup>	26	23	1	0	0.00%
Engineering <sup>2</sup>	8	8	1	1	12.50%
<b>Finance</b>	<b>16</b>	<b>15</b>	<b>8</b>	<b>5</b>	<b>33.33%</b>
Human Resources	70	70	68	68	97.14%
Information Technology <sup>3</sup>	52	52	0	0	0.00%
<b>TOTALS</b>	<b>136</b>	<b>132</b>	<b>78</b>	<b>74</b>	<b>54.41%</b>

**Table 2-Recommended Policies to be added to the Policy Matrix**

Item	Policy Subject	Policy Contents
None		

<sup>1</sup> Previously titled "Administration" but added clarifier that is specific to the Board of Directors.

<sup>2</sup> Includes four (4) policies identified previously as "Operations"

<sup>3</sup> 15 Policies were identified by IT to go to the Personnel Committee.



**Table 3-Policies To Work on for Subsequent Meetings**

Item	Policy No.	Priorities Listed	Draft Size	Selected for Processing	Estimated Committee Presentation
1	5035	Fixed Asset Accounting Control	1 page	December	March
2	5040	Fixed Asset Capitalization	1 page	December	April
3	5075	Credit Card Usage	1 page	July	May
4	5048	Issuance and Management of Long-Term Debt	N/A	December	May
5	5080	Purchasing	11 pages	July	June

**Fiscal Impact**

There is no fiscal impact.

**Attachments**

1. Policy Approval Tracking Matrix

Staff Report prepared by William Clayton, Finance Manager

**Policy Approval Tracking  
BCVWD Policy Manual Project**

Policy Number	New Policy Number	Section	Policy Name	HR's Recommendation Responsible Department	Drafted by BCVWD Staff	Approved by Legal Counsel	Presented to Committee	Provisionally Approved by Committee	Presented to Board of Directors	Approved by Board of Directors	Adoption Date	Resolution Number
	1000	General	<i>Definitions</i>	Human Resources	<i>Additional Edits</i>	6/28/2021	7/19/2021	7/20/2021	10/13/2021	10/13/2021	10/13/2021	21-018
2	1005	General	Contractual Provisions	Human Resources	Yes	2/16/2021	2/22/2021	2/22/2021	4/14/2021	4/14/2021	4/14/2021	21-006
	1010	General	<i>Policy Manual</i>	Human Resources	<i>Additional Edits</i>	Separate Report	N/A	N/A	1/8/2025			
3	2000	Administration	Equal Opportunity	Human Resources	Yes	3/15/2021	3/22/2021	3/22/2021	4/14/2021	4/14/2021	4/14/2021	21-006
5	2010	Administration	Access to Personnel Records	Human Resources	Yes	3/15/2021	3/22/2021	3/22/2021	4/14/2021	4/14/2021	4/14/2021	21-006
6	2015	Administration	Harassment	Human Resources	Yes	1/2/2024	1/16/2024	1/16/2024	2/14/2024	2/14/2024	2/14/2024	24-006
7	2020	Administration	Sexual Harassment	Human Resources	Yes	3/15/2021	3/22/2021	3/22/2021	4/14/2021	4/14/2021	4/14/2021	21-006
N/A	2025	Administration	Whistleblower Protection	Human Resources	Yes	3/15/2021	3/22/2021	3/22/2021	4/14/2021	4/14/2021	4/14/2021	21-006
8	3000	Personnel	Employee Status	Human Resources	Yes	4/12/2021	7/19/2021	7/20/2021	10/13/2021	10/13/2021	10/13/2021	21-018
N/A	3001	Personnel	Employee Information and Emergency	Human Resources	Yes	4/12/2021	6/21/2021	6/21/2021	10/13/2021	10/13/2021	10/13/2021	21-018
N/A	3002	Personnel	Employee Groups	Human Resources	Yes	4/12/2021	5/17/2021	5/17/2021	10/13/2021	10/13/2021	10/13/2021	21-018
9	3005	Personnel	Compensation	Human Resources	Yes	7/13/2021	7/19/2021	7/20/2021	10/13/2021	10/13/2021	10/13/2021	21-018
N/A	3006	Personnel	Prevailing Wage-Public Works Contractor-	Human Resources	Yes	7/13/2021	9/20/2021	9/20/2021	10/13/2021	10/13/2021	10/13/2021	21-018
10 & 49	3010	Personnel	Employee Performance Evaluation	Human Resources	Yes	7/13/2021	9/20/2021	9/20/2021	10/13/2021	10/13/2021	10/13/2021	21-018
11	3015	Personnel	Performance Evaluation-General	Human Resources	Yes	8/3/2021	9/20/2021	9/20/2021	10/13/2021	10/13/2021	10/13/2021	21-018
12	3020	Personnel	Health and Welfare Benefits	Human Resources	Yes	5/10/2022	5/17/2022	5/17/2022	6/8/2022	6/8/2022	6/8/2022	22-019
13	3025	Personnel	Pay Periods	Human Resources	Yes	10/12/2021	11/15/2021	11/15/2021	5/11/2022	5/11/2022	5/11/2022	22-016
14	3030	Personnel	Gift Acceptance Guidelines	Human Resources	Yes	12/10/2021	4/19/2022	4/19/2022	5/11/2022	5/11/2022	5/11/2022	22-016
15	3035	Personnel	Outside Employment	Human Resources	Yes	10/12/2021	4/19/2022	4/19/2022	5/11/2022	5/11/2022	5/11/2022	22-016
16	3040	Personnel	Letters of Recommendation	Human Resources	Yes	6/28/2024	7/16/2024	7/16/2024	8/14/2024	8/14/2024	8/14/2024	24-012
17	3045	Personnel	Executive Officer	Human Resources	Yes	7/29/2024	8/20/2024	11/21/2024				
18	3050	Personnel	Volunteer Personnel Workers'	Human Resources	Yes	5/2/2024	6/18/2024	6/18/2024	8/14/2024	8/14/2024	8/14/2024	24-012
19	3055	Personnel	Work Hours, Overtime, and Standby	Human Resources	Yes	6/14/2022	7/19/2022	7/19/2022	9/14/2022	9/14/2022	9/14/2022	22-028
20	3060	Personnel	Continuity of Service	Human Resources	Yes	4/8/2024	4/16/2024	4/16/2024	5/16/2024	5/16/2024	5/16/2024	24-007
20 (incorrect)	3065	Personnel	Reduction in Force	Human Resources	Yes	5/2/2024	6/18/2024	6/18/2024	7/10/2024	7/10/2024	7/10/2024	24-010
21	3070	Personnel	Holidays	Human Resources	Yes	1/2/2024	1/16/2024	1/16/2024	2/14/2024	2/14/2024	2/14/2024	24-002
22	3075	Personnel	Vacation	Human Resources	Yes	11/8/2022	1/17/2023	1/17/2023	2/8/2023	2/8/2023	2/8/2023	23-005
24	3085	Personnel	Sick Leave	Human Resources	Yes	4/8/2024	1/16/2024	4/16/2024	5/16/2024	5/16/2024	5/16/2024	24-007
25	3090	Personnel	Family and Medical Leave	Human Resources	Yes	10/2/2024	11/21/2024	11/21/2024	12/14/2022	12/14/2022	12/14/2022	22-043
26	3095	Personnel	Pregnancy Disability Leave	Human Resources	Yes	9/1/2022	9/20/2022	9/20/2022	12/14/2022	12/14/2022	12/14/2022	22-043
N/A	3096	Personnel	Lactation Accommodation	Human Resources	Yes	8/25/2022	9/20/2022	9/20/2022	12/14/2022	12/14/2022	12/14/2022	22-043
27	3100	Personnel	Bereavement Leave	Human Resources	Yes	5/10/2022	5/17/2022	5/17/2022	6/8/2022	6/8/2022	6/8/2022	22-019
28	3105	Personnel	Personal Leave of Absence	Human Resources	Yes	6/28/2024	7/16/2024	7/16/2024	8/14/2024	8/14/2024	8/14/2024	24-012
29	3110	Personnel	Jury and Witness Duty	Human Resources	Yes	10/5/2023	10/17/2023	11/21/2023	12/13/2023	12/13/2023	1/10/2024	23-031
N/A	3111	Personnel	Leave for Crime Victims and Family	Human Resources	Yes	12/6/2024						
30	3115	Personnel	Return to Work Policy	Human Resources	Yes	1/11/2023	1/17/2023	1/17/2023	2/8/2023	2/8/2023	2/8/2023	23-005
31	3120	Personnel	Occupational Injury and Illness	Human Resources	Yes	1/11/2023	1/17/2023	1/17/2023	2/8/2023	2/8/2023	2/8/2023	23-005
N/A	3121	Personnel	Infectious Disease Control	Human Resources	Yes	2/2/2023	2/21/2023	2/21/2023	3/15/2023	3/15/2023	3/15/2023	23-009
N/A	3122	Personnel	Workplace Violence	Human Resources	Yes	1/2/2024	1/16/2024	1/16/2024	2/14/2024	2/14/2024	2/14/2024	24-002
32	3125	Personnel	Uniforms and Protective Clothing	Human Resources	Yes	3/14/2023	3/21/2023	4/18/2023	5/10/2023	5/10/2023	5/10/2023	23-013
33	3130	Personnel	Employee Training, Education and	Human Resources	Yes	6/29/2024	7/16/2024	8/20/2024	9/17/2024	9/17/2024	9/17/2024	24-014
34	3135	Personnel	Occupational Certification and	Human Resources	Yes	6/14/2022	8/16/2022	8/16/2022	9/17/2022	9/17/2022	9/14/2022	22-028
N/A	3136	Personnel	Succession and Workforce Planning	Human Resources	Yes	9/10/2024	9/18/2024	9/18/2024	10/9/2024	10/9/2024	10/9/2024	24-018
35	3140	Personnel	Respiratory Protection Program	Human Resources	Yes	6/29/2024	7/16/2024	7/16/2024	8/14/2024	8/14/2024	8/14/2024	24-012
36	3145	Personnel	Driver Training and Record Review	Human Resources	Yes	10/2/2024	3/21/2023	3/21/2023	4/12/2023	4/12/2023	4/12/2023	23-010
37	3150	Personnel	District Vehicle Usage	Human Resources	Yes	2/5/2024	3/19/2024	4/16/2024	5/16/2024	5/16/2024	5/16/2024	24-007
38	3151	Personnel	Personal Vehicle Usage	Human Resources	Yes	2/5/2024	3/19/2024	4/10/2024	4/10/2024	4/10/2024	4/10/2024	24-006
39	3160	Personnel	HIPAA Compliance and Security Officer	Human Resources	Yes	5/2/2024	6/18/2024	6/18/2024	7/10/2024	7/10/2024	7/10/2024	24-010
41	3170	Personnel	Smoke Free Workplace and Tobacco	Human Resources	Yes	2/5/2024	3/19/2024	3/19/2024	4/10/2024	4/10/2024	4/10/2024	24-006
42	3175	Personnel	Disciplinary Action or Terminations	Human Resources	Yes	6/29/2024	7/16/2024	8/20/2024	9/17/2024	9/17/2024	9/17/2024	24-014
Proposed	3176	Personnel	Transfers and Voluntary Demotion	Human Resources	Yes	9/10/2024	9/18/2024	9/18/2024	10/9/2024	10/9/2024	10/9/2024	24-018
43	3180	Personnel	Nepotism-Employment of Relatives	Human Resources	Yes	4/8/2024	4/16/2024	6/18/2024	7/10/2024	7/10/2024	7/10/2024	24-010
44	3185	Personnel	Employee Separation	Human Resources	Yes	5/2/2024	6/18/2024	6/18/2024	7/10/2024	7/10/2024	7/10/2024	24-010
47	3200	Personnel	Grievance Procedures	Human Resources	Yes	5/2/2024	6/18/2024	6/18/2024	7/10/2024	7/10/2024	7/10/2024	24-010
48	3205	Personnel	Substance Abuse	Human Resources	Yes	12/6/2021	4/19/2022	4/19/2022	5/11/2022	5/11/2022	5/11/2022	22-016
N/A	3206	Personnel	FMCSA Clearinghouse Registration	Human Resources	No	12/6/2021	4/19/2022	4/19/2022	5/11/2022	5/11/2022	5/11/2022	22-016
50	3215	Personnel	Personnel Action Form (PAF)	Human Resources	Yes	4/8/2024	4/16/2024	4/16/2024	5/16/2024	5/16/2024	5/16/2024	24-007
51	3220	Personnel	Recruitment, Selection and Onboarding	Human Resources	Yes	2/5/2024	3/19/2024	3/19/2024	4/10/2024	4/10/2024	4/10/2024	24-006

Priority Legend:  
Yellow Highlight = Highest Priority  
Light Blue Highlight = Lowest Priority

**Policy Approval Tracking  
BCVWD Policy Manual Project**

Policy Number	New Policy Number	Section	Policy Name	HR's Recommendation Responsible Department	Drafted by BCVWD Staff	Approved by Legal Counsel	Presented to Committee	Provisionally Approved by Committee	Presented to Board of Directors	Approved by Board of Directors	Adoption Date	Resolution Number
N/A	3225	Personnel	Employee Leave Donation Program and	Human Resources	Yes	2019	2019	2019	10/9/2019	10/9/2019	10/9/2019	19-011
N/A	3230	Personnel	Workers' Compensation	Human Resources	Yes	5/9/2023	5/16/2023	5/16/2023	6/14/2023	6/14/2023	6/14/2023	23-017
N/A	3231	Personnel	Accommodations for Disability	Human Resources	No	5/9/2023	5/16/2023	5/16/2023	6/14/2023	6/14/2023	6/14/2023	23-017
N/A	3235	Personnel	Military Leave	Human Resources	Yes	6/14/2023	8/15/2023	11/21/2023	12/13/2023	12/13/2023	1/10/2024	23-031
N/A	3240	Personnel	Dress Code and Personal Standards	Human Resources	Yes	4/8/2024	4/16/2024	4/16/2024	5/16/2024	5/16/2024	5/16/2024	24-007
N/A	3255	Personnel	Other Mandated Leaves of Absence	Human Resources	No	9/10/2024	9/18/2024	9/18/2024	10/9/2024	10/9/2024	10/9/2024	24-018
1	4005	Board of Directors	Basis of Authority	Administration	Yes		N/A	Direct to Board (Ad Hoc?)				
2	4010	Board of Directors	Members of the Board of Directors	Administration	Yes		N/A	Direct to Board (Ad Hoc?)				
3	4015	Board of Directors	Committees of the Board of Directors	Administration	Yes		N/A	Direct to Board (Ad Hoc?)				
4	4020	Board of Directors	Board President	Administration	Yes		N/A	Direct to Board (Ad Hoc?)				
5	4025	Board of Directors	Board Meetings	Administration	Yes	Verbal Review during	N/A	Directed to Full Board	12/8/2021	12/8/2021	1/11/2023	2023-02
6	4030	Board of Directors	Board Meeting Agendas	Administration	Yes		N/A	Direct to Board (Ad Hoc?)				
7	4035	Board of Directors	Board Meeting Conduct	Administration	Yes		N/A	Direct to Board (Ad Hoc?)				
8	4040	Board of Directors	Board Actions and Decisions	Administration	Yes		N/A	Direct to Board (Ad Hoc?)				
9	4045	Board of Directors	Attendance at Meetings	Administration	Yes		N/A	Direct to Board (Ad Hoc?)				
10	4050	Board of Directors	Minutes of Board Meetings	Administration	Yes		N/A	Direct to Board (Ad Hoc?)				
11	4055	Board of Directors	Rules of Order for Board and	Administration	Yes		N/A	Direct to Board (Ad Hoc?)				
12	4060	Board of Directors	Training, Education and Conferences	Administration	Yes	6/30/2021	N/A	Directed to Full Board	7/14/2021	7/14/2021	7/14/2021	2021-12
13 & 16	4065	Board of Directors	Remuneration, Director Per Diem Fees	Administration	Yes	6/30/2021	N/A	Directed to Full Board	7/14/2021	Revisions Requested on	7/14/2021	2021-12
14	4070	Board of Directors	Payment of Expenses Incurred on	Administration	Yes		N/A	Direct to Board (Ad Hoc?)				
15	4075	Board of Directors	Expenditure Reimbursement	Administration	Yes		N/A	Direct to Board (Ad Hoc?)				
17	4080	Board of Directors	Membership in Associations	Administration	Yes		N/A	Direct to Board (Ad Hoc?)				
18	4085	Board of Directors	Ethics Training	Administration	Yes		N/A	Direct to Board (Ad Hoc?)				
19	4090	Board of Directors	Code of Ethics	Administration	Yes		N/A	Direct to Board (Ad Hoc?)				
20	4095	Board of Directors	Ethics Policy	Administration	Yes		N/A	Direct to Board (Ad Hoc?)				
N/A	4100	Board of Directors	Electronic Communications and Data Devices at Dais	Administration	Yes	6/28/2021	N/A	Directed to Full Board	7/14/2021	7/14/2021	7/14/2021	2021-11
N/A	4110	Board of Directors	Communications, Social Media and PR	Administration	Yes							
N/A	4120	Board of Directors	Legislative Advocacy	Administration	Yes							
N/A	4200	Board of Directors	Candidate Statement Fees	Administration	Yes							
1	5005	Operations	Emergency Preparedness	Human Resources	Yes	7/29/2024	8/20/2024	8/20/2024	9/17/2024	9/17/2024	9/17/2024	24-014
2	5010	Operations	Emergency Response Guideline for Hostile or Violent Incidents	Human Resources	Yes	11/8/2022	11/15/2022	11/15/2022	12/14/2022	12/14/2022	12/14/2022	22-043
4	5020	Operations	Environmental Health and Safety	Human Resources	Yes	7/29/2024	8/20/2024	8/20/2024	9/17/2024	9/17/2024	9/17/2024	24-014
5	5025	Operations	Illness and Injury Prevention Program	Human Resources	Yes	9/10/2024	9/18/2024	9/18/2024	10/9/2024	10/9/2024	10/9/2024	24-018
6	5030	Operations	Budget Preparation	Finance	Yes	11/8/2022	11/15/2022	11/15/2022	12/14/2022	12/14/2022	12/14/2022	22-043
N/A	5031	Operations	User Fee Cost Recovery	Finance	Yes	11/15/2022	N/A	N/A	12/14/2022	12/14/2022	12/14/2022	22-039
7	5035	Operations	Fixed-Asset Accounting Control	Finance	Yes		N/A	Direct to Full Board				
8	5040	Operations	Fixed-Asset Capitalization	Finance	Yes		N/A	Direct to Full Board				
9	5045	Operations	Investment of District Funds	Finance	Yes	11/15/2023	12/5/2024	12/5/2024	12/11/2024	12/11/2024	12/11/2024	24-021
N/A	5046	Operations	Other Post-Employment Benefits	Finance	Yes	5/10/2022	N/A	8/1/2024	8/14/2024	8/14/2024	8/14/2024	24-012
N/A	5047	Operations	Pension Funding	Finance	Yes	8/10/2023	8/1/2024	8/1/2024	8/14/2024	8/14/2024	8/14/2024	24-012
N/A	5048	Operations	Issuance and Management of Long- Term Debt	Finance	No							
10	5050	Operations	Customer Payment Arrangements	Finance	Yes	11/25/2024	12/5/2024					
11	5055	Operations	Employment of Consultants and	Finance	Yes							
12	5060	Operations	Employment of Outside Contractors	Finance	Yes							
13	5065	Engineering	Easement Abandonment	Engineering	Yes		N/A	Direct to Full Board				
14	5066	Engineering	Easement Acceptance	Engineering	No		N/A	Direct to Full Board				
15	5070	Engineering	Encroachment Permits	Engineering	Yes		N/A	Direct to Full Board				
16	5075	Operations	Credit Card Usage	Finance	Yes		8/1/2024					
17	5080	Operations	Purchasing	Finance	Yes		N/A	Direct to Full Board				
18	5085	Operations	Disposal of Surplus Property or	Finance	Yes	11/27/2024	12/5/2024					
19	5090	Operations	Records Retention	Administration	Yes	4/28/2023	4/18/2023	5/16/2023	6/14/2023	6/14/2023	6/14/2023	2023-17
N/A	5095	Operations	District Residences and Facility	Human Resources	Yes	7/21/2020	6/21/2021	Requested edits, sent to	Requested Edits	10/28/2021	10/28/2021	21-019
3	6015	Miscellaneous	Public Complaints	Human Resources	Yes	N/A	N/A	N/A	1/8/2025			
4	5110	Miscellaneous	Claims Against the District	Finance	Yes	11/15/2023	11/7/2024	11/7/2024				

Priority Legend:  
Yellow Highlight = Highest Priority  
Light Blue Highlight = Lowest Priority

**Policy Approval Tracking  
BCVWD Policy Manual Project**

Policy Number	New Policy Number	Section	Policy Name	HR's Recommendation Responsible Department	Drafted by BCVWD Staff	Approved by Legal Counsel	Presented to Committee	Provisionally Approved by Committee	Presented to Board of Directors	Approved by Board of Directors	Adoption Date	Resolution Number
6	5115	Engineering	District Standards for the Furnishing of	Engineering	Yes		N/A	Direct to Full Board				
7	5120	Miscellaneous	Environmental Review Guidelines	Engineering	Yes		N/A	Direct to Full Board				
8	5125	Miscellaneous	Annexation	Engineering	Yes		N/A	Direct to Full Board				
9	5130	Miscellaneous	Construction Requirements	Engineering	Yes		N/A	Direct to Full Board				
5	6025	Miscellaneous	Public Documents and Public Records	Administration	Yes	4/28/2023	4/18/2023	5/16/2023	6/14/2023	6/14/2023	6/14/2023	2023-17
N/A	6020	Miscellaneous	Copying Public Documents	Administration	Yes		N/A	Direct to Full Board				
N/A	7001	Information Technology	Acceptable Use Policy	IT/Personnel	Yes							
N/A	7002	Information Technology	Bring Your Own Device (BYOD) Policy	IT/Personnel	Yes							
N/A	7003	Information Technology	Cloud Computing Policy	IT/Personnel	Yes							
N/A	7004	Information Technology	Email and Communication Policy	IT/Personnel	Yes	N/A	1/21/2025					
N/A	7005	Information Technology	Internet and Social Media Policy	IT/Personnel	Yes							
N/A	7006	Information Technology	Password Policy	IT/Personnel	Yes	N/A	1/21/2025					
N/A	7007	Information Technology	Remote Access Policy	IT/Personnel	Yes							
N/A	7008	Information Technology	Wireless Network Security Policy	IT/Personnel	Yes							
N/A	7009	Information Technology	Drone Use Policy	IT/Personnel	Yes							
N/A	7010	Information Technology	Electronic Signature Policy	IT/Personnel	Yes							
N/A	7011	Information Technology	Cellular Telephone Usage Policy	IT/Personnel	Yes	N/A	1/21/2025					
N/A	7012	Information Technology	Accessibility Policy	IT/Personnel	Yes							
N/A	7013	Information Technology	Personally Identifiable Information (PII)	IT/Personnel	Yes							
N/A	7014	Information Technology	Artificial Intelligence (AI) Policy	IT/Personnel	Yes							
N/A	7015	Information Technology	Security Awareness and Training Policy	IT/Personnel	Yes	N/A	1/21/2025					
N/A	7016	Information Technology	IoT (Internet of Things) Security Policy	IT/Personnel	Yes			Board Closed Session				
10	5135	Miscellaneous	District Responsibility for Soil	Engineering	No		N/A	Direct to Full Board				
N/A	7017	Information Technology	Non-IT Approved Software Purchasing	IT/Personnel	Yes							

Priority Legend:  
Yellow Highlight = Highest Priority  
Light Blue Highlight = Lowest Priority