



BEAUMONT-CHERRY VALLEY WATER DISTRICT
560 Magnolia Avenue, Beaumont, CA 92223

**NOTICE AND AGENDA
MEETING OF THE FINANCE AND AUDIT COMMITTEE
of the Board of Directors**

*This meeting is hereby noticed pursuant to
California Government Code Section 54950 et. seq.*

Thursday, January 2, 2025 – 3:00 p.m.
560 Magnolia Avenue, Beaumont, CA 92223

TELECONFERENCE NOTICE

*The BCVWD F&A Committee members will attend in person
at the BCVWD Administrative Office.*

*The meeting is available to the public via Zoom video teleconference
To access the Zoom conference, use the link below:*

<https://us02web.zoom.us/j/81357113079?pwd=QTZYV2RZTVBNQ1lqQ2FkTEpXNFdUUT09>

To telephone in, please dial: (669) 900-9128
Enter Meeting ID: 813 5711 3079
Enter Passcode: 346756

*For Public Comment, use the “Raise Hand” feature if on the video call when
prompted. If dialing in, please dial *9 to “Raise Hand” when prompted*

*BCVWD provides remote attendance options primarily as a matter of
convenience to the public. Unless a Board member is attending
remotely pursuant to provisions of GC 54953 et. seq., BCVWD will not
stop or suspend its in-person public meeting should a technological
interruption occur with respect to the Zoom teleconference or call-in
line listed on the agenda. Members of the public are encouraged to
attend BCVWD meetings in person at the above address, or remotely
using the options listed.*

Meeting materials will be available on the BCVWD’s website:
<https://bcvwd.gov/document-category/fa-committee-agendas/>

FINANCE & AUDIT COMMITTEE MEETING – JANUARY 2, 2025

CALL TO ORDER

ROLL CALL

	David Hoffman, Chair
	Lona Williams

	John Covington (alternate)
--	----------------------------

PUBLIC COMMENT

PUBLIC COMMENT: RAISE HAND OR PRESS *9 for Public Comment or to request to speak when prompted. At this time, any person may address the Finance and Audit Committee on matters within its jurisdiction which are not on the agenda. However, any non-agenda matters that require action will be referred to staff for a report and possible action at a subsequent meeting. Please limit your comments to three minutes. Sharing or passing time to another speaker is not permitted.

ACTION ITEMS

1. **Adjustments to the Agenda:** In accordance with Government Code Section 54954.2, additions to the agenda require a 2/3 vote of the legislative body, or if less than 2/3 of the members are present, a unanimous vote of those members present, which makes the determination that there is a need to take action, and the need to take action arose after the posting of the agenda.
 - a. Item(s) to be removed or continued from the Agenda
 - b. Emergency Item(s) to be added to the Agenda
 - c. Changes to the order of the agenda
2. **Review and Acceptance of the Minutes of the Finance and Audit Committee**
Minutes may be accepted by consensus
 - a. December 5, 2024 Regular Meeting (pages 4 - 8)
3. **Receive and File the Check Register for the Month of November 2024** (pages 9 - 30)
4. **Financial Reports/Recommendations**
 - a. Review of the November 2024 Budget Variance Reports (pages 31 - 42)
 - b. Review of the November 30, 2024 Cash and Investment Balance Report (pages 43 - 69)
 - c. Review of Check Register for the Month of December 2024 (pages 70 - 85)
 - d. Review of December 2024 Invoices Pending Approval (pages 86 - 88)
5. **Expense and Per Diem Compensation Claims Submitted for Approval** (pages 89 - 103)

6. Policy Tracking Matrix Progress Dashboard Review (pages 104 - 109)

ANNOUNCEMENTS

- ~~Collaborative Agencies Committee: Wednesday, Jan. 8 at 5 p.m.~~ **CANCELED**
- Regular Board Meeting: Wednesday, Jan. 8, 2025 at 6:00 p.m.
- ~~Beaumont Basin Watermaster Committee: Wednesday, Jan. 15 at 11 a.m.~~ **CANCELED**
- Communications Committee: Monday, Jan. 13, 2025 at 6:00 p.m.
- District Offices closed Monday, Jan. 20, 2025 in observance of Martin Luther King Jr. Day
- Personnel Committee: Tuesday, Jan. 21, 2025 at 5:30 p.m.
- San Geronio Pass Regional Water Alliance: Wednesday, Jan. 22, 2025 at 5:00 p.m.
- Engineering Workshop: Thursday, Jan. 23, 2025 at 6:00 p.m.
- Finance & Audit Committee meeting: Thursday, Feb. 6, 2025 at 3:00 p.m.

ADJOURNMENT

AVAILABILITY OF AGENDA MATERIALS - Agenda exhibits and other writings that are disclosable public records distributed to all or a majority of the members of the Beaumont-Cherry Valley Water District Finance and Audit Committee in connection with a matter subject to discussion or consideration at a meeting of the Finance and Audit Committee are available for public inspection in the District's office, at 560 Magnolia Avenue, Beaumont, California ("District Office") during business hours, Monday through Thursday from 7:30 a.m. to 5 p.m. If such writings are distributed to members of the Board less than 72 hours prior to the meeting, they will be available from the District Office at the same time or within 24 hours' time as they are distributed to all or a majority of the Board of Directors, except that if such writings are distributed one hour prior to, or during the meeting, they can be made available in the Board Room at the District Office. Materials may also be available on the District's website: www.bcvwd.gov.

REVISIONS TO THE AGENDA - In accordance with §54954.2(a) of the Government Code (Brown Act), revisions to this Agenda may be made up to 72 hours before the Finance and Audit Committee Meeting, if necessary, after mailings are completed. Interested persons wishing to receive a copy of the set Agenda may pick one up at the District Office, located at 560 Magnolia Avenue, Beaumont, California, up to 72 hours prior to the Finance and Audit Committee Meeting.

REQUIREMENTS RE: DISABLED ACCESS - In accordance with Government Code §54954.2(a), requests for a disability related modification or accommodation, including auxiliary aids or services, in order to attend or participate in a meeting, should be made to the District Office, at least 48 hours in advance of the meeting to ensure availability of the requested service or accommodation. The District Office may be contacted by telephone at (951) 845-9581, email at info@bcvwd.gov or in writing at the Beaumont-Cherry Valley Water District, 560 Magnolia Avenue, Beaumont, California 92223.

CERTIFICATION OF POSTING

A copy of the foregoing notice was posted near the regular meeting place of the Finance and Audit Committee of the Beaumont-Cherry Valley Water District and to its website at least 72 hours in advance of the meeting (Government Code §54954.2(a)).



BEAUMONT-CHERRY VALLEY WATER DISTRICT
560 Magnolia Avenue, Beaumont, CA 92223

MINUTES OF THE FINANCE AND AUDIT COMMITTEE MEETING
Thursday, December 5, 2024 at 3:00 p.m.

CALL TO ORDER

Chair Hoffman called the meeting to order at 3:00 p.m.

Attendance

Directors present:	Director Hoffman and Director Williams
Directors absent:	None
Staff present:	General Manager Dan Jagers Director of Information Technology Robert Rasha Assistant Director of Finance and Administration Sylvia Molina Management Analyst II Melissa Elizondo Management Analyst I Edith Garcia Finance Manager William Clayton Water Utility Superintendent Julian Herrera Administrative Assistant Cenica Smith
Members of the public:	None

PUBLIC COMMENT: None.

ACTION ITEMS

1. **Adjustments to the Agenda:** Assistant Director of Finance and Administration Sylvia Molina pointed to changes in language on Item 8.

2. **Review and Acceptance of the Minutes of the Finance and Audit Committee**
 - a. October 17, 2024 Special Meeting
 - b. November 7, 2024 Regular Meeting

The Committee accepted the minutes as presented by the following vote:

MOVED: Hoffman	SECONDED: Williams	APPROVED 2-0
AYES:	Hoffman, Williams	
NOES:	None	
ABSTAIN:	None	
ABSENT:	None	

3. Receive and file the Check Register for the Month of October 2024

The Committee received and filed the Check Register as presented by the following vote:

MOVED: Hoffman	SECONDED: Williams	APPROVED 2-0
AYES:	Hoffman, Williams	
NOES:	None	
ABSTAIN:	None	
ABSENT:	None	

4. Financial Reports/Recommendations

- a. Review of the October 2024 Budget Variance Reports
- b. Review of the October 31, 2024 Cash and Investment Balance Report
- c. Review of Check Register for the Month of November 2024
- d. Review of November 2024 Invoices Pending Approval

Staff highlighted and/or responded to committee inquiries about the following items:

- *Capital Improvement Program budgeted labor has been exceeded due to the work on the 12th and Palm building project*
- *93 percent of the Reservoir maintenance item is unspent due to budgeting for a project that it turned out did not have to be done. A notice for proposals will be published soon for a consultant to perform work in 2025*
- *Market decreases were posted on the Cash and Investment Balance Report*
- *The decrease in funds in the checking account reflects the water purchase from the San Gorgonio Pass Water Agency*
- *Income for investments has been almost double what was budgeted*
- *Several refund checks issued to Meritage Homes for return of construction meter deposits and closure of accounts*
- *A 6x10 trailer purchased for \$6,472*
- *Shredding of obsolete records / documents as part of the records retention program*

The Committee recommended presenting the financial reports items a - d to the Board of Directors for approval by the following vote:

MOVED: Williams	SECONDED: Hoffman	APPROVED 2-0
AYES:	Hoffman, Williams	
NOES:	None	
ABSTAIN:	None	
ABSENT:	None	

5. Expense and Per Diem Compensation Claims Submitted for Approval

The Committee reviewed the Expense and Per Diem Compensation Claims. The claims were approved by the following vote:

MOVED: Hoffman	SECONDED: Williams	APPROVED 2-0
AYES:	Hoffman, Williams	
NOES:	None	
ABSTAIN:	None	
ABSENT:	None	

6. Updates to Draft Fiscal Year 2025 Operating Budget & 2025-2029 Capital Improvement Budget

Ms. Molina reminded about the Committee’s review of the budget document and presentation to the Board. Staff has found a few minor things requiring update, she said, and described them to the Committee. She and Mr. Jagers also detailed the adjustment to the maintenance technician salary schedule as recommended by the Personnel Committee.

The Committee approved the updates to the Draft Fiscal Year 2025 Operating Budget & 2025-2029 Capital Improvement Budget by the following vote:

MOVED: Hoffman	SECONDED: Williams	APPROVED 2-0
AYES:	Hoffman, Williams	
NOES:	None	
ABSTAIN:	None	
ABSENT:	None	

7. Chandler Asset Management – Authorization of Contract Extension

Mr. Clayton presented the recommendation to extend the contract for advisory services for one year. Standard practice is a three-year agreement with two optional extensions. This would be the 4th year of working with Chandler. An RFP would be issued before entering a 6th year. Staff has been satisfied with the consultant’s performance and investment results, he noted.

Fees are deducted from earnings, Clayton continued, at about \$3,000 per month. Mr. Jagers reminded that Chandler fees were basis points on the amount of holdings and have not been changed since the onset of the contract in 2021.

The Committee recommended the Chandler Asset Management contract extension move forward to the full Board of Directors by the following vote:

MOVED: Hoffman	SECONDED: Williams	APPROVED 2-0
AYES:	Hoffman, Williams	
NOES:	None	
ABSTAIN:	None	
ABSENT:	None	

8. Policies and Procedures Manual Updates / Revisions

- a. Policy 5045 Investment of District Funds pages 168 – 214
- b. Policy 5050 Alternative Payment Plans pages 215 – 233
- c. Policy 5085 Disposal of Surplus Property or Equipment pages 234 – 238

Policy 5045

Mr. Clayton presented minor changes to this policy which is reviewed and updated annually. Chandler reviews the policy and makes recommendations for minor adjustments:

- *Limit exposure to certain U.S. debt obligations*
- *Table issued by the California Debt Advisory Committee which is produced annually which represents a summary of the government code related to investments that agencies may make*
- *Change reference of the Assistant Director of Finance and Administration to Director of Finance and Administration in alignment with other policies*

Policy 5085

Mr. Clayton explained this policy has not been reviewed for some time. It addresses disposal of surplus property or equipment. This has been reviewed by legal counsel.

- *Language was added to reflect the option of a procedure done in the past regarding the Board having to declare a variance from the policy, which would no longer be necessary*
- *Language was added to identify the applicable government code sections*

Director Williams asked about policies related to real estate. Ms. Molina said there were none, but it was being considered. Jagers pointed to the District Residences policy which provides opportunity to rent to outside entities, and the current Bogart Park lease with Beaumont-Cherry Valley Recreation and Park District.

Policy 5050

Ms. Molina pointed to the recent program assisting customers with bill payments, noting that the Rules and Regulations Part 6 was updated, but not the policy. Policy revisions were minimal and references the Rules and Regs. Payment plans are negotiated and can be tracked electronically, she noted, and described procedures.

The Committee recommended Policies 5045, 5050, and 5085 be forwarded to the full Board of Directors by the following vote:

MOVED: Williams	SECONDED: Hoffman	APPROVED 2-0
AYES:	Hoffman, Williams	
NOES:	None	
ABSTAIN:	None	
ABSENT:	None	

9. Policy Tracking Matrix Dashboard

The Committee reviewed the summary of progress on policy updates. Ms. Molina recommended some additions to the list for revision: a debt policy, and a lease policy.

Mr. Jagers noted that there was no current opportunity to lease District land but there could be in the future. Director Williams posited that the District could purchase land for that intent and noted that revenue generation other than ratepayers must be identified. She suggested inquiring of legal counsel about the possibilities.

The Committee approved the policies to work on in the next one to two months: Policy 5080 Purchasing and 5075 Credit Card Usage by the following vote:

MOVED: Williams	SECONDED: Hoffman	APPROVED 2-0
AYES:	Hoffman, Williams	
NOES:	None	
ABSTAIN:	None	
ABSENT:	None	

10. Progress Update on Paymentus Customer Payment Solution

Ms. Molina reported on the use of Paymentus for phone and credit card payments. IT has been working out bugs and it is close to going live on the website for customers to use for online payments.

Due to its work with a third-party vendor with many customers, it presents discounts which the District does not have access to. Currently, the rate is \$2.50 per credit card transaction. Based on those costs and the amount of customers paying by credit card each month, the District's cost is \$15,000 to \$17,000 per month and the credit card fee would potentially have to be increased. Paymentus has a limit of \$500 per transaction, and 18,000 of 20,000 customers are below that threshold at a fee of \$1.93.

This will be a benefit for customers including accepting additional forms of payment and will streamline some of the processes into one system, Molina noted. It is hoped to have a go live date before the end of the year and publicity is being planned.

The fees have been budgeted at zero as there will be no costs related to the vendor.

Chair Hoffman asked if Paymentus will process checks. The District will process checks mailed in as well as those paid online, but Paymentus allows payment with an electronic check at no charge, Molina answered. It is hoped this will also impact penalties and turnoffs, she added.

ANNOUNCEMENTS

Chair Hoffman pointed out the following announcements:

- Regular Board Meeting: Wednesday, Dec. 11 at 6 p.m.
- District Offices will be closed on the following holidays:
 - Wednesday, Dec. 25 for Christmas Day
 - Wednesday, Jan. 1, 2025 for New Year's Day
- Finance & Audit Committee meeting: Thursday, Jan. 2 at 3:00 p.m.
(*Subject to the adoption of the 2025 Meeting Schedule*)
- Beaumont Basin Watermaster Committee: Wednesday, Jan. 15 at 11 a.m.
- Regular Board Meeting: Wednesday, Jan. 8 at 6 p.m.
(*Subject to the adoption of the 2025 Meeting Schedule*)

ADJOURNMENT: 4:25 P.M.

DRAFT UNTIL APPROVED

David Hoffman, Chairman
to the Finance and Audit Committee of the Beaumont-Cherry Valley Water District

Accounts Payable

Checks by Date - Detail by Check Date

User: wclayton
 Printed: 11/27/2024 10:55 AM

Beaumont-Cherry Valley Water District

560 Magnolia Avenue
 Beaumont California 92223
 (951) 845-9581
<https://bcvwd.gov>



Check No	Vendor No Invoice No	Vendor Name Description	Check Date Reference	Check Amount
ACH	10138 HW201 Oct 2024	ARCO Business Solutions ARCO Fuel Charges 10/22-10/28/2024	10/31/2024	1,723.36
Total for this ACH Check for Vendor 10138:				1,723.36
2273	10263 10312024	Department of Treasury Internal Rev Serv 3rd Quarter 2024 FICA Tax - 941 Form	10/31/2024	908.84
Total for Check Number 2273:				908.84
15683	UB*05660	Felicia Brown Refund Check	10/31/2024	45.92
Total for Check Number 15683:				45.92
15684	UB*05662	Todd Joel Refund Check	10/31/2024	109.96
Total for Check Number 15684:				109.96
15685	UB*05661	Michael & Bonnie Mahoney Refund Check Refund Check Refund Check Refund Check Refund Check Refund Check	10/31/2024	1.21 2.08 0.70 0.22 1.46 0.30
Total for Check Number 15685:				5.97
15686	UB*05642	Shauna Murphy Refund Check Refund Check Refund Check Refund Check Refund Check Refund Check	10/31/2024	19.29 18.62 46.53 9.15 6.56 24.85
Total for Check Number 15686:				125.00
15687	UB*05659	Deena Murray Refund Check	10/31/2024	38.21
Total for Check Number 15687:				38.21
15688	UB*05665	Kimberly Reimer Refund Check	10/31/2024	57.06
Total for Check Number 15688:				57.06
15689	UB*05666	Robin Rule Refund Check	10/31/2024	16.04
Total for Check Number 15689:				16.04

Check No	Vendor No Invoice No	Vendor Name Description	Check Date Reference	Check Amount
15690	UB*05663	Rochelle Tucker Refund Check	10/31/2024	119.36
Total for Check Number 15690:				119.36
15691	UB*05664	Yolanda & William West Refund Check	10/31/2024	34.57
Total for Check Number 15691:				34.57
15694	10003 59895	All Purpose Rental Water Trailer Rental	10/31/2024	237.60
Total for Check Number 15694:				237.60
15695	10420 1G4K-HC3H-4GF7 1TKP-QNGX-11HX 1TKP-QNGX-11HX 1VGF-3GLF-1JR7	Amazon Capital Services, Inc. Air Filters - 560 Magnolia Ave Door Hangers All Purpose Cleaner Credit - Door Hangers	10/31/2024	67.09 25.90 24.63 -27.91
Total for Check Number 15695:				89.71
15696	10382 5568 5569 5622	Beaumont Power Equipment Inc Air Filter & Chain - Chainsaw Maintenance Filters & Trimmer Heads - Chainsaw Maintenance 2 Hedge Trimmers	10/31/2024	143.76 311.79 1,232.33
Total for Check Number 15696:				1,687.88
15697	10822 35879994 35879994 35879995	Canon Financial Services, Inc Contract Charge - 10/01-10/31/2024 - 851 E 6th St Meter Usage - 09/01-09/30/2024 Contract Charge - 10/01-10/31/2024 - 12th/Palm	10/31/2024	238.56 119.04 235.78
Total for Check Number 15697:				593.38
15698	10174 3163998	GFOA GFOA Learning Management System -W Clayton	10/31/2024	135.00
Total for Check Number 15698:				135.00
15699	UB*05645 10162024	Tri Pointe Reissue-Refund Ck	10/31/2024	467.53
Total for Check Number 15699:				467.53
Total for 10/31/2024:				6,395.39
ACH	10087 0-991-337-616	EDD 3rd Quarter State Taxes	11/04/2024	2.76
Total for this ACH Check for Vendor 10087:				2.76
15700	UB*05674	Luis Chavira Refund Check Refund Check Refund Check Refund Check Refund Check	11/04/2024	74.88 3.52 147.60 43.68 19.62
Total for Check Number 15700:				289.30
Total for 11/4/2024:				292.06

Check No	Vendor No Invoice No	Vendor Name Description	Check Date Reference	Check Amount
ACH	10085	CalPERS Retirement System	11/07/2024	
	1002770762	PR Batch 00001.11.2024 CalPERS 8.25% EE PEPRA		7,177.55
	1002770762	PR Batch 00001.11.2024 CalPERS ER PEPRA		7,508.16
	1002770762	PR Batch 00001.11.2024 CalPERS 7% EE Deduction		1,192.63
	1002770762	PR Batch 00001.11.2024 CalPERS ER Paid Classic		10,389.88
	1002770762	PR Batch 00001.11.2024 CalPERS 8% ER Paid		1,155.01
	1002770762	PR Batch 00003.10.2024 CalPERS EE PEPRA Final Pay		144.47
	1002770762	PR Batch 00001.11.2024 CalPERS 1% ER Paid		170.37
	1002770762	PR Batch 00001.11.2024 CalPERS 8% EE Paid		2,199.29
Total for this ACH Check for Vendor 10085:				29,937.36
ACH	10087	EDD	11/07/2024	
	0-540-433-552	PR Batch 00001.11.2024 State Income Tax		6,866.89
	0-540-433-552	PR Batch 00001.11.2024 CA SDI		1,799.68
Total for this ACH Check for Vendor 10087:				8,666.57
ACH	10094	U.S. Treasury	11/07/2024	
	270471224990493	PR Batch 00001.11.2024 Federal Income Tax		17,159.43
	270471224990493	PR Batch 00001.11.2024 FICA Employer Portion		9,319.83
	270471224990493	PR Batch 00001.11.2024 FICA Employee Portion		9,319.83
	270471224990493	PR Batch 00001.11.2024 Medicare Employer Portion		2,404.57
	270471224990493	PR Batch 00001.11.2024 Medicare Employee Portion		2,496.31
Total for this ACH Check for Vendor 10094:				40,699.97
ACH	10141	Ca State Disbursement Unit	11/07/2024	
	50248798	PR Batch 00001.11.2024 Garnishment		379.84
Total for this ACH Check for Vendor 10141:				379.84
ACH	10203	Voya Financial	11/07/2024	
	VB1450PP23 2024	PR Batch 00001.11.2024 Deferred Comp		450.00
Total for this ACH Check for Vendor 10203:				450.00
ACH	10264	CalPERS Supplemental Income Plans	11/07/2024	
	1002770792	PR Batch 00001.11.2024 CalPERS 457 %		160.94
	1002770792	PR Batch 00001.11.2024 ROTH-Post-Tax		275.00
	1002770792	PR Batch 00001.11.2024 100% Contribution		273.72
	1002770792	PR Batch 00001.11.2024 457 Loan Repayment		117.15
	1002770792	PR Batch 00001.11.2024 CalPERS 457		2,109.51
Total for this ACH Check for Vendor 10264:				2,936.32
ACH	10984	MidAmerica Administrative & Retirement Solutions	11/07/2024	
	1730851477015	PR Batch 00001.11.2024 401(a) Deferred Comp		1,176.28
Total for this ACH Check for Vendor 10984:				1,176.28
ACH	11152	Sterling Health Services, Inc	11/07/2024	
	820297	PR Batch 00001.11.2024 Flexible Spending Account (PT)		541.67
Total for this ACH Check for Vendor 11152:				541.67
ACH	10894	Liberty Dental Plan	11/07/2024	
	0001756382	Liberty Dental - Nov 2024		398.07
Total for this ACH Check for Vendor 10894:				398.07
ACH	10901	Ameritas Life Insurance Corp.	11/07/2024	
	229520	Ameritas Dental Nov 2024		2,295.20
	57168	Ameritas Vision Nov 2024		571.68
Total for this ACH Check for Vendor 10901:				2,866.88

Check No	Vendor No Invoice No	Vendor Name Description	Check Date Reference	Check Amount
ACH	10902 5527300008	Colonial Life Col Life Premiums Oct 2024	11/07/2024	5,527.30
Total for this ACH Check for Vendor 10902:				5,527.30
ACH	10903 4760337609	The Lincoln National Life Insurance Company Life & ADD EE/ER Insurance Nov 2024	11/07/2024	687.78
Total for this ACH Check for Vendor 10903:				687.78
ACH	10288 159199538 159199538 159199538 159199538 159199549 159199549	CalPERS Health Fiscal Services Division Active Employees Health Ins Nov 2024 Retired Employees Health Ins Nov 2024 Admin Fee for Retired Emp Health Ins Nov 2024 Admin Fee for Health Ins Nov 2024 Active Non CalPers Member Health Ins Nov 2024 Admin Fee Non CalPers Member Health Ins Jan 2022	11/07/2024	75,153.74 2,545.58 13.65 180.37 2,250.07 5.40
Total for this ACH Check for Vendor 10288:				80,148.81
ACH	10087 L0185639632	EDD 3rd Quater UI Claim	11/07/2024	1,273.00
Total for this ACH Check for Vendor 10087:				1,273.00
ACH	10085 1002770197	CalPERS Retirement System Delinquent Reporting Fee	11/07/2024	200.00
Total for this ACH Check for Vendor 10085:				200.00
ACH	10030 700359906319Oct 700359906319Oct 700359906319Oct	Southern California Edison Electricity 09/23/24 to 10/21/24 - 13695 Oak Glen Rd Electricity 09/23/24 to 10/21/24 - 13697 Oak Glen Rd Electricity 09/23/24 to 10/21/24 - 12303 Oak Glen Rd	11/07/2024	143.16 261.05 -73.88
Total for this ACH Check for Vendor 10030:				330.33
ACH	10031 6014658092 6014658093 6014658094 6014658095 6015339363	Staples Business Advantage IT Office Supplies Office Supplies Office Supplies Office Supplies Office Supplies	11/07/2024	764.92 26.50 11.95 70.19 17.00
Total for this ACH Check for Vendor 10031:				890.56
ACH	10042 07132135000Oct	Southern California Gas Company Monthly Gas Charges 09/25-10/25/2024	11/07/2024	14.79
Total for this ACH Check for Vendor 10042:				14.79

Check No	Vendor No Invoice No	Vendor Name Description	Check Date Reference	Check Amount
ACH	10052	Home Depot Credit Services	11/07/2024	
	0516075	Microwave - 12th & Palm Refurbishment		224.12
	0516076	Super Glue		8.06
	0524024	Surge Protector - 12th & Palm Refurbishment		101.03
	1515969	Floor Finish - 12th & Palm Refurbishment		25.84
	1626943	Materials - 12th & Palm Refurbishment		174.93
	2626841	Lights - 12th & Palm Refurbishment		164.38
	2627663	New Chlorine Line Installation Materials - Well 29		46.97
	4010695	New Chlorine Line Installation Materials - Well 29		306.33
	4010695	Lights - District Buildings		410.96
	4029136	Vacuum - 12th & Palm Office		171.32
	4525027	Electrical Outlet - 12th & Palm Refurbishment		110.09
	5010616	Office Supplies		69.99
	5028920	Materials - 12th & Palm Refurbishment		95.61
	6626442	Materials - 12th & Palm Refurbishment		129.96
	6626448	Batteries - Various District Use		94.12
	7027648	Mortar Hoe & Scraper		113.07
	7027671	Materials - 12th & Palm Refurbishment		243.00
	7072397	Socket Tool Set and Gloves		249.66
	9028551	Batteries and Wire Cutter		326.45
	9516299	Materials - 12th & Palm Refurbishment		199.25
Total for this ACH Check for Vendor 10052:				3,265.14
ACH	10138	ARCO Business Solutions	11/07/2024	
	HW201 Nov 2024	ARCO Fuel Charges 10/29-11/04/2024		2,083.26
Total for this ACH Check for Vendor 10138:				2,083.26
ACH	10350	NAPA Auto Parts	11/07/2024	
	221618	Engine Air Filter - Unit 51		44.17
	222095	Hexbits - Unit 41		9.15
	222132	Windshield Wipers - Unit 1		44.68
	222132	Windshield Wipers - Unit 40		31.23
	222168	Windshield Wipers - Unit 42		61.39
	222168	Windshield Wipers - Unit 33		61.40
	222171	Cabin Air Filter - Unit 52		79.70
	222263	Antifreeze - Unit 17		24.77
	222280	Splice Connector - Water Buffalo		17.77
	222293	Tail Light - Water Buffalo		19.38
	222310	Sealant - Trailer Connection		10.23
	222317	Grease & Cleaner - Unit 51		128.60
	222632	Screw Kit - Unit 52		18.09
Total for this ACH Check for Vendor 10350:				550.56
ACH	10709	Core & Main LP	11/07/2024	
	V683682	5 - Meter Box S-Imposed Steel Cover #37		1,627.83
	V683682	5 - Meter Box Flush Cast Iron Cover #36		377.18
	V683682	2 - Full Circle 400 - 425 X 20		744.90
	V683682	15 - Meter Box Concrete 2 PC Cover #37 18 1/8 x 11 1/8		284.94
	V683682	25 - Full Circle 1 X 3 IPS		1,645.61
	V683682	13 - Meter Box Conc Read Lid #36 & 37 9 1/8 x 5 1/2		95.81
	V683682	5 - Full Circle 400 - 425 X 15		1,247.04
	V683682	5 - Full Circle 445 - 485 X 20		1,743.18
	V683682	5 - Meter Box Concrete Body #36 19 3/4 x 14 3/8		112.01
	V683682	5 - Full Circle 445 - 485 X 15		1,427.04
	V743499	1 - 06 Hydrant BO EXT 12 - 6 Hole		209.82
	V797427	6 - Nuts and Bolts Hydrant B.O. 6		58.90
	V797427	10 - Nuts and Bolts Hydrant Solid 6		49.78
	V797427	1 - 06 Hydrant BO EXT 12 - 6 Hole		209.84
	V833744	1 - 06 Hydrant BO EXT 24 - 6 Hole		310.49
Total for this ACH Check for Vendor 10709:				10,144.37

Check No	Vendor No Invoice No	Vendor Name Description	Check Date Reference	Check Amount
ACH	11202 164419.04	Orange County Winwater Works 121 - 1 Ball Serv FIP w/ Double Lock Wing	11/07/2024	15,782.20
Total for this ACH Check for Vendor 11202:				15,782.20
2275	11155 2024-11	CICCS PR Batch 00001.11.2024 Emp Assistance Program	11/07/2024	97.41
Total for Check Number 2275:				97.41
2276	10387 PP23 2024	Franchise Tax Board PR Batch 00001.11.2024 Garnishment FTB	11/07/2024	98.90
Total for Check Number 2276:				98.90
15701	UB*05563	Bradley Byers Refund Check	11/07/2024	29.14
Total for Check Number 15701:				29.14
15702	UB*05668	Faith Enopia Refund Check	11/07/2024	53.30
Total for Check Number 15702:				53.30
15703	UB*05601	Extended Water Arrearages Program Refund Check	11/07/2024	95.62
Total for Check Number 15703:				95.62
15704	UB*05670	Wilton Galdamez Refund Check	11/07/2024	58.74
Total for Check Number 15704:				58.74
15705	UB*05673	Eric Heitt Refund Check Refund Check Refund Check Refund Check	11/07/2024	13.94 2.06 1.68 0.98
Total for Check Number 15705:				18.66
15706	UB*05672	Mohsin Qazi Refund Check Refund Check Refund Check Refund Check Refund Check Refund Check	11/07/2024	5.60 8.45 8.83 5.15 4.62 4.02
Total for Check Number 15706:				36.67
15707	UB*05669	Chelsey Radtke Refund Check Refund Check Refund Check Refund Check Refund Check Refund Check	11/07/2024	106.24 17.35 29.75 19.77 12.70 14.19
Total for Check Number 15707:				200.00

Check No	Vendor No Invoice No	Vendor Name Description	Check Date Reference	Check Amount
15708	UB*05667	Brian Williams Refund Check	11/07/2024	2.50
Total for Check Number 15708:				2.50
15709	UB*05671	Jennifer Yates Refund Check	11/07/2024	90.02
Total for Check Number 15709:				90.02
15710	10001	Action True Value Hardware	11/07/2024	
	10312024	General Supplies		102.49
	10312024	Transmission & Distribution Small Tools Supplies		168.20
	10312024	Maint & Repair - Pipeline & Hydrants Supplies		473.88
Total for Check Number 15710:				744.57
15711	10003	All Purpose Rental	11/07/2024	
	60088	Core Drill & Bit Rental - Well 24 Chlorine Line		93.60
	60098	Trencher Rental - Well 29 Chlorine Line		144.00
Total for Check Number 15711:				237.60
15712	10144	AlSCO Inc	11/07/2024	
	LYUM1840478	Cleaning Mats/Air Fresheners 560 Magnolia Oct 2024		31.00
Total for Check Number 15712:				31.00
15713	10420	Amazon Capital Services, Inc.	11/07/2024	
	1N7L-TTJV-4RCX	Office Supplies		40.82
Total for Check Number 15713:				40.82
15714	10292	Association of California Water Agencies	11/07/2024	
	09302024	Prepaid 2025 Annual Membership Dues		26,030.00
Total for Check Number 15714:				26,030.00
15715	10272	Babcock Laboratories Inc	11/07/2024	
	10312024	3 Nitrate Samples		59.43
	10312024	1 504-EDB/DBCP		111.49
	10312024	1 Iron By ICP		19.81
	10312024	48 Coliform Water Samples		2,497.44
	10312024	16 Hexavalent Chromium Samples		1,882.72
	10312024	15 General Physical Analysis Samples		594.60
	11042024	5 Nitrate Samples		99.05
	11042024	2 Hexavalent Chromium Samples		260.10
Total for Check Number 15715:				5,524.64
15716	10271	Beaumont Ace Home Center	11/07/2024	
	10302024	Maint & Repair - 12th/Palm Supplies		80.96
	10302024	Meter Maint & Service Supplies		27.73
	10302024	General Supplies		111.88
	10302024	NCRF/Canyon Pond Maintenance Supplies		5.26
	10302024	Maint & Repair - 39500 Brookside Ave Supplies		229.70
	10302024	Maint & Repair - 851 E 6th St Supplies		66.21
	10302024	Transmission & Distribution Small Tools Supplies		283.62
	10302024	Landscape Maint Supplies		8.16
	10302024	Supplies - 12th & Palm Refurbishment		448.87
	10302024	Maint & Repair - Pipeline & Hydrants Supplies		56.70
	10302024	Maint & Repair - General Equip Supplies		109.04
	10302024	Maint & Repair - Safety Equip Supplies		23.36
	10302024	Production Small Tools Supplies		16.57
	10302024	Maint & Repair - Pumping Equip Supplies		172.66
Total for Check Number 15716:				1,640.72

Check No	Vendor No Invoice No	Vendor Name Description	Check Date Reference	Check Amount
15717	10338 1366-2025	California Special Districts Association 2025 Membership Dues	11/07/2024	9,627.00
Total for Check Number 15717:				9,627.00
15718	10249 AA74G6P	CDW Government LLC Annual License Renewal - Internet Appliance - 2025	11/07/2024	4,796.00
Total for Check Number 15718:				4,796.00
15719	10614 48563 48563	Cherry Valley Automotive 4 Tires - Unit 40/OD 51,053 Labor - 4 Tires - Unit 40/OD 51,053	11/07/2024	617.01 139.00
Total for Check Number 15719:				756.01
15720	10351 T1-0357270	Cherry Valley Nursery & Landscape Supply Delivery 3/4" Gray Rock	11/07/2024	581.85
Total for Check Number 15720:				581.85
15721	10942 0005739362 0005779581 0005779582	Diamond Environmental Services LP Basin Handwash Station Rental - 39500 Brookside 10/14-11/10/2024 (1) Rental and Service Portable Restroom 10/21-11/17/2024 (2) Rental and Service Handicap Portable Restroom 10/21-11/17/24	11/07/2024	155.65 97.70 341.55
Total for Check Number 15721:				594.90
15722	11194 202408661	Dudek Well Siting & Feasibility Study - Sep 2024	11/07/2024	4,005.00
Total for Check Number 15722:				4,005.00
15723	10022 181963 182217 182217	Hemet Valley Tool & Supply Cut Saw Repair Water Pump - Water Buffalo Labor - Water Pump - Water Buffalo	11/07/2024	774.00 647.06 150.00
Total for Check Number 15723:				1,571.06
15724	10398 273339	Infosend, Inc (379) Annual Backflow Letters - 2nd Notice	11/07/2024	888.71
Total for Check Number 15724:				888.71
15725	10809 6282 6282 6381 6381 6393 6393 6421 6421	Inner-City Auto Repair & Tires Timing Belt/Oil/Filter - Unit 37/OD 77,936 Labor - Timing Belt/Oil/Filter - Unit 37/OD 77,936 Oil/Filters/Transmission Fluid - Unit 32/OD 93,659 Labor - Oil/Filters/Transmission Fluid - Unit 32/OD 93,659 4 Tires - Unit 32/93,660 Labor - 4 Tires - Unit 32/93,660 Oil/Filters/Brake Pads - Unit 41/OD 42,442 Labor - Oil/Filters/Brake Pads - Unit 41/OD 42,442	11/07/2024	3,274.36 2,200.00 388.90 485.00 1,258.05 200.00 643.46 280.00
Total for Check Number 15725:				8,729.77
15726	10647 10232024	Lynda Kerney Reimb - CSDA Board Secretary Conf - 10/21-10/23/2024 - L Kerney	11/07/2024	771.45
Total for Check Number 15726:				771.45
15727	10678 LT6246502349-1 LT6246502350-1	Lawyers Title Company Title Report APN 403-070-015 2850-3040 Booster Station Title Report APN 403-070-016, -011 2850-3040 Booster Station	11/07/2024	500.00 825.00
Total for Check Number 15727:				1,325.00

Check No	Vendor No Invoice No	Vendor Name Description	Check Date Reference	Check Amount
15728	10429 58400	Legend Pump & Well Service Inc Well 6, 10, and 11 Service Calls	11/07/2024	500.00
Total for Check Number 15728:				500.00
15729	10674 1228649	Michael Baker International Engineering & Design Services - 2850-3040 Booster Station	11/07/2024	2,922.50
Total for Check Number 15729:				2,922.50
15730	10143 16025	Nobel Systems Inc GeoViewer LCRR Module - Project Setup & Subscription	11/07/2024	6,700.00
Total for Check Number 15730:				6,700.00
15731	11142 IN-366546	Pro-Vigil Inc Monitoring Program - 39500 Brookside - 10/18-11/14/2024	11/07/2024	3,541.34
Total for Check Number 15731:				3,541.34
15732	10797 36060	Raftelis Financial Consultants, Inc Capacity Fee Study - Sep 2024	11/07/2024	1,300.00
Total for Check Number 15732:				1,300.00
15733	10527 64193047 64208011 64248004	Robert Half Talent Solutions Engineering Admin Temp - 10/07-10/10/2024 Engineering Admin Temp - 10/14-10/17/2024 Engineering Admin Temp - 10/21-10/24/2024	11/07/2024	1,592.80 1,592.80 1,592.80
Total for Check Number 15733:				4,778.40
15734	11131 3787-7 4018-6 4229-9	Sherwin-Williams Company Painting Supplies - 12th & Palm Refurbishment Paint - 12th & Palm Refurbishment Paint - 12th & Palm Refurbishment	11/07/2024	98.55 138.63 54.56
Total for Check Number 15734:				291.74
15735	11127 10312024	Cenica Smith Mileage Reimbursement - C Smith Oct 2024	11/07/2024	16.07
Total for Check Number 15735:				16.07
15736	10030 7501744041	Southern California Edison Pump Efficiency Tests - Well 5, 10, 11, 12, 18, 19, 20	11/07/2024	2,450.00
Total for Check Number 15736:				2,450.00
15737	10515 INV-018686	Springbrook Holding Company, LLC Prepaid - Springbrook Software Maintenance 12/2025-11/2025	11/07/2024	34,111.91
Total for Check Number 15737:				34,111.91
15738	10758 160684258-0001	Sunbelt Rentals, Inc Rental- Compation Roller - NCRF Ph 1	11/07/2024	2,101.76
Total for Check Number 15738:				2,101.76
15739	10424 471462	Top-Line Industrial Supply, LLC Washers & Air Hose - Unit 52	11/07/2024	130.56
Total for Check Number 15739:				130.56

Check No	Vendor No Invoice No	Vendor Name Description	Check Date Reference	Check Amount
15740	11236 319499	VelocityEHS Safety Data Sheet Software for Field Staff - 12/31/24-12/30/25	11/07/2024	5,643.92
Total for Check Number 15740:				5,643.92
15741	11272 318121 318343 318343 318343 318343	Vibrant Technologies, Inc CISCO Hardware Package Replacement CISCO Switch - 12th/Palm Replacement CISCO Switch - 39500 Brookside Ave Replacement CISCO Switch - 851 E 6th St Replacement CISCO Switch - 560 Magnolia Ave	11/07/2024	10,548.90 619.57 619.57 619.57 619.57
Total for Check Number 15741:				13,027.18
15742	10421 2144745 2144745	Vulcan Materials Company Temp Asphalt - Service Lines Temp Asphalt - Main Lines	11/07/2024	1,109.02 1,109.01
Total for Check Number 15742:				2,218.03
Total for 11/7/2024:				357,361.53
15743	10319 10232024 10232024 10232024 10232024 10232024 10232024 10232024 10232024 10232024 10232024 10232024 10232024 10232024 432 432	ACWA Joint Powers Insurance Authority Reissue - 2024/2025 1st Qtr Operations WC Calculation Adj Reissue - 2024/2025 1st Qtr Operations WC Calculation Adj Reissue - 2024/2025 1st Qtr Operations WC Calculation Adj Reissue - 2024/2025 1st Qtr Workers Comp Reissue - 2024/2025 1st Qtr Operations WC Calculation Adj Reissue - 2024/2025 1st Qtr Customer Service WC Calculation Adj Reissue - 2024/2025 1st Qtr IT WC Calculation Adj Reissue - 2024/2025 1st Qtr Finance WC Calculation Adj Reissue - 2024/2025 1st Qtr Workers Comp Rounding Adj Reissue - 2024/2025 1st Qtr HR WC Calculation Adj Reissue - 2024/2025 1st Qtr Operations WC Calculation Adj Reissue - 2024/2025 1st Qtr Engineering WC Calculation Adj Reissue - 2024/2025 1st Qtr Board WC Calculation Adj Reissue - Prepaid Auto/General Liability Nov 2024 - Sept 2024 Reissue - Auto/General Liability Insurance Oct 2024	11/12/2024	-9.04 -7.56 -26.61 21,789.48 -5.81 -4.63 -2.31 -14.32 -3.99 -1.31 -66.39 -7.34 -1.49 107,076.83 9,734.26
Total for Check Number 15743:				138,449.77
Total for 11/12/2024:				138,449.77
ACH	10087 1-225-212-560 1-225-212-560	EDD PR Batch 00002.11.2024 CA SDI PR Batch 00002.11.2024 State Income Tax	11/14/2024	24.13 157.29
Total for this ACH Check for Vendor 10087:				181.42
ACH	10094 270471904243408 270471904243408 270471904243408 270471904243408 270471904243408	U.S. Treasury PR Batch 00002.11.2024 FICA Employee Portion PR Batch 00002.11.2024 Medicare Employer Portion PR Batch 00002.11.2024 Medicare Employee Portion PR Batch 00002.11.2024 FICA Employer Portion PR Batch 00002.11.2024 Federal Income Tax	11/14/2024	196.54 45.96 45.96 196.54 500.04
Total for this ACH Check for Vendor 10094:				985.04
ACH	10030 700154530138Oct 700154530138Oct 700154530138Oct 700154530138Oct 700154530138Oct 700154530138Oct	Southern California Edison Electricity 09/23/24 to 10/21/24 - Wells Electricity 09/23/24 to 10/21/24 - 560 Magnolia Ave Electricity 09/23/24 to 10/21/24 - Well 25 / WO 31030 Electricity 09/23/24 to 10/21/24 - 9781 Avenida Miravilla Electricity 09/13/24 to 10/13/24 - 851 E 6th St Electricity 09/18/24 to 10/16/24 - 815 E 12th Ave	11/14/2024	195,593.42 3,491.33 54,584.25 106.83 301.55 778.80
Total for this ACH Check for Vendor 10030:				254,856.18

Check No	Vendor No Invoice No	Vendor Name Description	Check Date Reference	Check Amount
ACH	10031	Staples Business Advantage	11/14/2024	
	6014658091	IT Office Supplies		51.71
	6016238387	IT Office Supplies		635.48
	6016238390	Office Supplies		120.64
Total for this ACH Check for Vendor 10031:				807.83
ACH	10138	ARCO Business Solutions	11/14/2024	
	HW201 Nov 2024	ARCO Fuel Charges 11/05-11/11/2024		2,191.11
Total for this ACH Check for Vendor 10138:				2,191.11
ACH	10350	NAPA Auto Parts	11/14/2024	
	222672	Oil for Diesel Compressors		30.13
	222813	(2) Batteries - Loader Tractor		418.82
Total for this ACH Check for Vendor 10350:				448.95
ACH	10743	Townsend Public Affairs, Inc	11/14/2024	
	22462	Consulting Services - Nov 2024		5,000.00
Total for this ACH Check for Vendor 10743:				5,000.00
15744	UB*05693	Bethany Bonadiman Refund Check	11/14/2024	101.87
Total for Check Number 15744:				101.87
15745	UB*05680	Conservice Refund Check	11/14/2024	11.75
Total for Check Number 15745:				11.75
15746	UB*05675	DR Horton Refund Check	11/14/2024	500.00
Total for Check Number 15746:				500.00
15747	UB*05681	Angel Garcia Refund Check Refund Check Refund Check Refund Check Refund Check	11/14/2024	43.69 0.22 0.36 0.24 0.27
Total for Check Number 15747:				44.78
15748	UB*05682	Yilin Chen & Huici Zhao Refund Check	11/14/2024	38.57
Total for Check Number 15748:				38.57
15749	UB*05686	Vilma Larios Refund Check	11/14/2024	77.27
Total for Check Number 15749:				77.27
15750	UB*05694	Tonya Lilavois Refund Check Refund Check Refund Check Refund Check	11/14/2024	15.13 12.38 33.97 7.22
Total for Check Number 15750:				68.70

Check No	Vendor No Invoice No	Vendor Name Description	Check Date Reference	Check Amount
15751	UB*05683	Meritage Homes of California Inc Refund Check	11/14/2024	478.76
Total for Check Number 15751:				478.76
15752	UB*05684	Meritage Homes of California Inc Refund Check	11/14/2024	478.76
Total for Check Number 15752:				478.76
15753	UB*05685	Meritage Homes of California Inc Refund Check	11/14/2024	473.36
Total for Check Number 15753:				473.36
15754	UB*05687	Meritage Homes of California Inc Refund Check Refund Check Refund Check Refund Check	11/14/2024	138.76 219.70 37.36 64.04
Total for Check Number 15754:				459.86
15755	UB*05688	Meritage Homes of California Inc Refund Check	11/14/2024	465.26
Total for Check Number 15755:				465.26
15756	UB*05689	Meritage Homes of California Inc Refund Check	11/14/2024	473.36
Total for Check Number 15756:				473.36
15757	UB*05690	Meritage Homes of California Inc Refund Check Refund Check Refund Check Refund Check	11/14/2024	11.41 19.57 42.39 402.69
Total for Check Number 15757:				476.06
15758	UB*05691	Meritage Homes of California Inc Refund Check	11/14/2024	478.76
Total for Check Number 15758:				478.76
15759	UB*05692	Meritage Homes of California Inc Refund Check Refund Check	11/14/2024	8.40 340.70
Total for Check Number 15759:				349.10
15760	UB*05676	Praveen Nennuru Refund Check Refund Check Refund Check Refund Check	11/14/2024	1.96 4.11 63.00 3.36
Total for Check Number 15760:				72.43
15761	UB*05678	Pavement Coating Co Refund Check	11/14/2024	172.16
Total for Check Number 15761:				172.16

Check No	Vendor No Invoice No	Vendor Name Description	Check Date Reference	Check Amount
15762	UB*05677	Department Riverside County Roads Refund Check	11/14/2024	2,326.81
Total for Check Number 15762:				2,326.81
15763	UB*05528	Tetra Tech Inc Refund Check	11/14/2024	3.55
Total for Check Number 15763:				3.55
15764	UB*05679	Vance Corporation Refund Check	11/14/2024	2,037.28
Total for Check Number 15764:				2,037.28
15765	UB*05695	Weka Inc Refund Check Refund Check Refund Check Refund Check	11/14/2024	9.88 36.68 16.93 2,816.71
Total for Check Number 15765:				2,880.20
15766	10144 LYUM1843497	Alsco Inc Cleaning Mats/Air Fresheners 560 Magnolia Nov 2024	11/14/2024	48.45
Total for Check Number 15766:				48.45
15767	10420 1PRJ-PDKQ-3VX6	Amazon Capital Services, Inc. Office Supplies	11/14/2024	36.80
Total for Check Number 15767:				36.80
15768	11161 INV00418783	Boot Barn Holdings Boot Voucher Reimbursement - O Rocha	11/14/2024	197.68
Total for Check Number 15768:				197.68
15769	10760 255739	Carson Trailer, Inc. 6' x 10' Enclosed Trailer	11/14/2024	6,472.40
Total for Check Number 15769:				6,472.40
15770	10614 48642 48642	Cherry Valley Automotive 1 Tire - Unit 52/OD 12,527 Labor - 1 Tire - Unit 52/OD 12,527	11/14/2024	240.05 34.75
Total for Check Number 15770:				274.80
15771	10996 4454169	Edmund Clark Boot Reimbursement - E Clark	11/14/2024	200.00
Total for Check Number 15771:				200.00
15772	11228 180 180	D I Ready Cleaning Service, Inc Nov 2024 Janitorial Services for 560 Magnolia Nov 2024 Janitorial Services for 851 E 6th St	11/14/2024	1,030.00 290.00
Total for Check Number 15772:				1,320.00
15773	10942 0005834216	Diamond Environmental Services LP Basin Handwash Station Rental - 39500 Brookside 11/11-12/06/2024	11/14/2024	155.65
Total for Check Number 15773:				155.65

Check No	Vendor No Invoice No	Vendor Name Description	Check Date Reference	Check Amount
15774	10600 11032024	Gaicho Pest Control Inc. NCR I Rodent Control Nov 2024	11/14/2024	1,000.00
Total for Check Number 15774:				1,000.00
15775	10809 6455	Inner-City Auto Repair & Tires Tire Repair - Unit 51/OD 12,743	11/14/2024	75.00
Total for Check Number 15775:				75.00
15776	10429 58420	Legend Pump & Well Service Inc Well 29 Service Call	11/14/2024	212.00
Total for Check Number 15776:				212.00
15777	11222 0031835(R) 0031835(R)	Ludwig Engineering Associates, Inc. Design & Eng Services - 11th St Pipeline Replacement Project Design & Eng Services - American Ave Pipeline Replacement Proj	11/14/2024	3,270.00 2,180.00
Total for Check Number 15777:				5,450.00
15778	10233 078225 078225 078603	Pro-Pipe & Supply Torch Kit & Cutter - Unit 49 Flux, Solder, and Gas Backflow Device - 12th/Palm	11/14/2024	452.51 81.24 1,491.57
Total for Check Number 15778:				2,025.32
15779	10990 11082024	Andy Ramirez Mileage Reimbursement - Chamber Breakfast - A Ramirez - 11/08/24	11/14/2024	2.28
Total for Check Number 15779:				2.28
15780	10946 9006229822	Safeguard (5,000) Window Envelopes	11/14/2024	628.39
Total for Check Number 15780:				628.39
15781	10689 241076 241147	Safety Compliance Company Safety Meeting - Back Safety - 10/02/2024 Safety Meeting - Slips, Trips, and Falls - 10/15/2024	11/14/2024	250.00 250.00
Total for Check Number 15781:				500.00
15782	10685 1000712226	Shred-it US JV LLC Document Shredding for Obsolete Records - 560 Magnolia Ave	11/14/2024	675.24
Total for Check Number 15782:				675.24
15783	11276 63	Universal Green, LLC Landscape Contract Services - Oct 2024	11/14/2024	5,040.00
Total for Check Number 15783:				5,040.00
15784	11256 1152	Water Resources Economics Rate Study - October 2024	11/14/2024	3,920.00
Total for Check Number 15784:				3,920.00
15785	10753 10302024	Lona Williams Meal/Mileage Reimb - WEF Summit - L Williams - 10/29-10/30/2024	11/14/2024	226.74
Total for Check Number 15785:				226.74
Total for 11/14/2024:				305,399.93

Check No	Vendor No Invoice No	Vendor Name Description	Check Date Reference	Check Amount
15786	10792 10312024	A-1 Financial Services Reissue - November 2024 Rent - 851 E. 6th St Eng Office	11/18/2024	2,896.00
Total for Check Number 15786:				2,896.00
Total for 11/18/2024:				2,896.00
ACH	10031 6017094409 6017094411	Staples Business Advantage Office Supplies Office Supplies	11/21/2024	10.38 238.78
Total for this ACH Check for Vendor 10031:				249.16
ACH	10138 HW201 Nov 2024	ARCO Business Solutions ARCO Fuel Charges 11/12-11/18/2024	11/21/2024	2,095.45
Total for this ACH Check for Vendor 10138:				2,095.45
ACH	10147 1286349	Online Information Services, Inc 208 Credit Reports for Oct 2024	11/21/2024	645.68
Total for this ACH Check for Vendor 10147:				645.68
ACH	10284 1020240059 1020240059	Underground Service Alert of Southern California Monthly Maintenance Fee 135 New Ticket Charges Oct 2024	11/21/2024	10.00 249.75
Total for this ACH Check for Vendor 10284:				259.75
ACH	11038 36238379 36238380	Clark Pest Control Pest Control - 39500 Brookside Ave Pest Control - 815 E 12th St	11/21/2024	70.00 130.00
Total for this ACH Check for Vendor 11038:				200.00
ACH	10085 1002780846 1002780846 1002780846 1002780846 1002780846 1002780846 1002780846 1002780846	CalPERS Retirement System PR Batch 00003.11.2024 CalPERS 8% EE Paid PR Batch 00003.11.2024 CalPERS ER Paid Classic PR Batch 00003.11.2024 CalPERS 8.25% EE PEPRA PR Batch 00003.11.2024 CalPERS ER PEPRA PR Batch 00003.11.2024 CalPERS 7% EE Deduction PR Batch 00003.11.2024 CalPERS 8% ER Paid PR Batch 00003.11.2024 CalPERS 1% ER Paid	11/21/2024	2,203.29 10,398.69 7,417.22 7,758.86 1,192.63 1,155.01 170.37
Total for this ACH Check for Vendor 10085:				30,296.07
ACH	10087 1-640-129-168 1-640-129-168	EDD PR Batch 00003.11.2024 CA SDI PR Batch 00003.11.2024 State Income Tax	11/21/2024	1,757.77 6,509.63
Total for this ACH Check for Vendor 10087:				8,267.40
ACH	10094 270472640179937 270472640179937 270472640179937 270472640179937 270472640179937	U.S. Treasury PR Batch 00003.11.2024 FICA Employer Portion PR Batch 00003.11.2024 Federal Income Tax PR Batch 00003.11.2024 FICA Employee Portion PR Batch 00003.11.2024 Medicare Employer Portion PR Batch 00003.11.2024 Medicare Employee Portion	11/21/2024	8,907.10 16,392.93 8,907.10 2,349.35 2,441.09
Total for this ACH Check for Vendor 10094:				38,997.57
ACH	10141 50402165	Ca State Disbursement Unit PR Batch 00003.11.2024 Garnishment	11/21/2024	379.84
Total for this ACH Check for Vendor 10141:				379.84

Check No	Vendor No Invoice No	Vendor Name Description	Check Date Reference	Check Amount
ACH	10203 VB1450PP24 2024	Voya Financial PR Batch 00003.11.2024 Deferred Comp	11/21/2024	450.00
Total for this ACH Check for Vendor 10203:				450.00
ACH	10264 1002780857 1002780857 1002780857 1002780857 1002780857	CalPERS Supplemental Income Plans PR Batch 00003.11.2024 ROTH-Post-Tax PR Batch 00003.11.2024 100% Contribution PR Batch 00003.11.2024 CalPERS 457 PR Batch 00003.11.2024 457 Loan Repayment PR Batch 00003.11.2024 CalPERS 457 %	11/21/2024	225.00 273.72 2,109.51 117.15 197.08
Total for this ACH Check for Vendor 10264:				2,922.46
ACH	10984 1732055334081	MidAmerica Administrative & Retirement Solutions PR Batch 00003.11.2024 401(a) Deferred Comp	11/21/2024	1,176.28
Total for this ACH Check for Vendor 10984:				1,176.28
ACH	11152 821640	Sterling Health Services, Inc PR Batch 00003.11.2024 Flexible Spending Account (PT)	11/21/2024	541.67
Total for this ACH Check for Vendor 11152:				541.67
2279	10387 PP24 2024	Franchise Tax Board PR Batch 00003.11.2024 Garnishment FTB	11/21/2024	98.90
Total for Check Number 2279:				98.90
15787	UB*05696	Rodney Buenting Refund Check Refund Check	11/21/2024	16.54 1,126.09
Total for Check Number 15787:				1,142.63
15788	UB*05697	Thomas Yu Refund Check Refund Check Refund Check Refund Check Refund Check Refund Check	11/21/2024	17.44 11.05 10.18 7.93 316.69 9.14
Total for Check Number 15788:				372.43
15789	10792 11212024	A-1 Financial Services December 2024 Rent - 851 E. 6th St Eng Office	11/21/2024	2,896.00
Total for Check Number 15789:				2,896.00
15790	10144 LYUM1846575	AlSCO Inc Cleaning Mats/Air Fresheners 560 Magnolia Nov 2024	11/21/2024	48.45
Total for Check Number 15790:				48.45
15791	10420 1C6T-7KRR-64NY 1GJ6-VC4H-64LM	Amazon Capital Services, Inc. Door Hangers 3 First Aid Kits	11/21/2024	94.86 494.40
Total for Check Number 15791:				589.26

Check No	Vendor No Invoice No	Vendor Name Description	Check Date Reference	Check Amount
15792	10695	B-81 Paving Inc	11/21/2024	
	2459	4 Main Line Repairs - Cherry Valley		14,272.75
	2488-Revised	13 Main Line Repairs - City of Beaumont		22,270.20
	2488-Revised	5 Service Line Repairs - City of Beaumont		7,444.10
	2494	4 Main Line Repairs - City of Beaumont		6,031.80
	2494	6 Service Line Repairs - City of Beaumont		8,978.40
Total for Check Number 15792:				58,997.25
15793	10614	Cherry Valley Automotive	11/21/2024	
	48731	Labor - Oil/Filter/Tires - Unit 34/OD 65,616		179.00
	48731	Oil/Filter/Tires - Unit 34/OD 65,616		679.32
Total for Check Number 15793:				858.32
15794	10016	City of Beaumont	11/21/2024	
	261701 Sep-Oct	Monthly Sewer Charges 09/01-11/01/2024		23.22
Total for Check Number 15794:				23.22
15795	10942	Diamond Environmental Services LP	11/21/2024	
	0005840797	(1) Rental and Service Portable Restroom 11/18-12/15/2024		97.70
	0005840798	(2) Rental and Service Handicap Portable Restroom 11/18-12/15/24		341.55
Total for Check Number 15795:				439.25
15796	11140	Ericka Enriquez	11/21/2024	
	11202024	Raffle Gifts - Holiday Club Reimbursement		1,375.00
Total for Check Number 15796:				1,375.00
15797	10937	Industrial Fire Protection	11/21/2024	
	CC03136	Annual Extinguisher Maintenance Performed		4,282.00
	CC03136	Annual Extinguisher Stored Pressure		1,664.28
Total for Check Number 15797:				5,946.28
15798	10398	Infosend, Inc	11/21/2024	
	273912	Oct 2024 Processing Charges for Utility Billing		1,225.26
	273912	Oct 2024 Supply Charges for Utility Billing		889.03
	273913	Oct 2024 Postage Charges for Utility Billing		7,073.90
Total for Check Number 15798:				9,188.19
15799	10696	Innovative Document Solutions	11/21/2024	
	265317	Canon Image Class Printer - Finance		761.25
Total for Check Number 15799:				761.25
15800	11100	Loomis Armored US, LLC	11/21/2024	
	13584354	Armored Truck Service - Oct 2024		319.92
Total for Check Number 15800:				319.92
15801	11293	PassEDA Inc	11/21/2024	
	2WZ7-SGCX-7VP	Regional City Manager Presentation - A Ramirez 12/12/2024		25.00
	2WZ7-SGCX-7VP	Regional City Manager Presentation - J Covington 12/12/2024		25.00
	2WZ7-SGCX-7VP	Regional City Manager Presentation - L Williams 12/12/2024		25.00
	2WZ7-SGCX-7VP	Regional City Manager Presentation - D Jagers 12/12/2024		25.00
	2WZR-3LW5-QBD	Regional City Manager Presentation - D Slawson 12/12/2024		25.00
Total for Check Number 15801:				125.00

Check No	Vendor No Invoice No	Vendor Name Description	Check Date Reference	Check Amount
15802	11142 IN-369698	Pro-Vigil Inc Monitoring Program - 39500 Brookside - 11/15-12/12/2024	11/21/2024	3,541.34
Total for Check Number 15802:				3,541.34
15803	10223 249893 249894	Richards, Watson & Gershon Legal Services Sep Board Approval 11/13/2024 Legal Services Sep Board Approval 11/13/2024	11/21/2024	4,841.00 2,204.80
Total for Check Number 15803:				7,045.80
15804	10171 24-288184	Riverside Assessor - County Recorder Oct 2024 Lien Fees	11/21/2024	80.00
Total for Check Number 15804:				80.00
15805	10095 202410000339	Riverside County Dept of Waste Resources Trash Removal - 12th & Palm Refurbishment	11/21/2024	412.25
Total for Check Number 15805:				412.25
15806	10527 64262952 64291935 64331658	Robert Half Talent Solutions Engineering Admin Temp - 10/28-10/31/2024 Engineering Admin Temp - 11/04-11/07/2024 Engineering Admin Temp - 11/11-11/14/2024	11/21/2024	1,592.80 1,592.80 1,194.60
Total for Check Number 15806:				4,380.20
15807	10290 24-00297	San Gorgonio Pass Water Agency 646 AF @ \$399 for Oct 2024	11/21/2024	257,754.00
Total for Check Number 15807:				257,754.00
15808	10431 49250	Southern California West Coast Electric SCADA Troubleshoot - Well 29	11/21/2024	363.75
Total for Check Number 15808:				363.75
15809	10447 OP# 20627	State Water Resources Control Board - DWOCP T1 Certificate Renewal - A Cove - PO# 20627	11/21/2024	55.00
Total for Check Number 15809:				55.00
15810	10385 5716568	Waterline Technologies, Inc. - PSOC Chlorine - Well 25	11/21/2024	2,587.50
Total for Check Number 15810:				2,587.50
Total for 11/21/2024:				445,882.52
ACH	10781 11240 10019 10037	Umpqua Bank Adobe Acrobat Pro Subscription November 2024 C R & R Incorporated Monthly Charges 3 YD Commercial Bin - Cherry Yard - Oct 2024 Monthly Charges 3 YD Locked Recycle - 39500 Brookside - Oct 2024 Monthly Charges 3 YD Commercial Bin - 39500 Brookside - Oct 2024 Waste Management Of Inland Empire Yard Dumpsters - 815 E 12th Oct 2024 Recycling Dumpster Charges - 815 E 12th Oct 2024 Organics Cart Charges - 815 E 12th Oct 2024 Recycling Dumpster Charges - 560 Magnolia Oct 2024 Monthly Sanitation - 560 Magnolia Oct 2024	11/22/2024	719.70 366.32 148.22 366.32 362.43 109.77 61.31 188.51 133.30

Check No	Vendor No Invoice No	Vendor Name Description	Check Date Reference	Check Amount
	10063	The Record Gazette		
		Notice Inviting Bids - B Line Upper Edgar Transmission Pipeline		908.84
		Notice - Annual Unclaimed Funds		565.47
	10116	Verizon Wireless Services LLC		
		Cell Phone/iPad Charges for Sep 2024		3,233.07
	10135	Big Time Design		
		Uniforms - Cross Connection Staff		103.08
		Uniforms - Customer Service Staff		309.24
		Uniforms - Production Staff		412.32
		Uniforms - Maintenance Staff		206.16
		Uniforms - Distribution Field Staff		1,443.14
		Safety Hats		832.37
		Embroidery Services - Distribution Field Staff		137.92
		Uniforms - Engineering Staff		421.73
		Embroidery Services - Customer Services		120.00
		Embroidery Services - Finance		144.00
	10224	Legal Shield		
		Monthly Prepaid Legal for Employees Aug 2024		181.40
		Monthly Prepaid Legal for Employees Oct 2024		128.60
		Monthly Prepaid Legal for Employees Sep 2024		181.40
	10274	Beaumont Chamber of Commerce		
		Refund - Chamber Breakfast - Nov 2024 - J Covington		-25.00
		Chamber Breakfast - Nov 2024 - D Slawson		25.00
		Chamber Breakfast - Nov 2024 - J Covington		25.00
	10409	Stater Bros		
		Ice - Heat Stress Safety		25.82
		Supplies - Customer Service Week		238.54
		Water for Board Meetings		15.57
		Ice - Heat Stress Safety		41.95
		Ice - Heat Stress Safety		19.36
		Ice - Heat Stress Safety		32.27
		Water for Board Meetings		15.57
	10420	Amazon Capital Services, Inc.		
		2 Monitor Stands		193.92
		IT Office Supplies		123.86
	10437	Safelite Autoglass		
		Windshield Repair - Unit 35		593.10
	10541	Full Source, LLC		
		Uniforms - Finance Staff		461.26
		Uniforms - Customer Service Staff		371.43
		Uniforms - Customer Service Staff		104.13
		Refund - Uniforms - Customer Service Staff		-80.43
	10546	Frontier Communications		
		09/25-10/24/2024 Oct FIOS/FAX 851 E 6th Street		369.99
		09/10-10/09/2024 Oct FIOS/FAX 12th/Palm		627.02
		09/25-10/24/2024 Oct FIOS/FAX 560 Magnolia Ave		544.02
	10572	Southwest Airlines		
		Flight - Water Education Conf - L Williams - 10/29-10/30/2024		397.96
	10623	WP Engine		
		Web Host for BCVWD Website Oct 2024		290.00
	10627	ISACA		
		Annual Membership Dues - R Rasha		225.00
	10692	MMSoft Design		
		Network Monitoring Software Oct 2024		1,389.41
		Network Monitoring Software Oct 2024		178.14
	10700	Aquatic Informatics Inc Tokay Software, Inc		
		2025 Annual Backflow Software - 07/02/2024-07/01/2025		1,450.00
	10714	Show Me Cables		
		Cables - 12th & Palm		295.78
	10735	ASCE		
		Annual 2025 Membership Dues - M Swanson		321.00
	10766	Sam's Club		
		Supplies - Customer Service Week		127.14
	10767	Alliance Trailer Corp		
		Welding Services - Water Buffalo		104.33
		Harness - Water Buffalo		62.15

Check No	Vendor No Invoice No	Vendor Name Description	Check Date Reference	Check Amount
	10784	Autodesk, Inc Auto CAD Software 851 E 6th St - Oct 2024		250.00
		Auto CAD Software 851 E 6th St - Oct 2024		1,050.00
	10787	Backflow Parts USA 6 Kits for District Backflow Devices		1,974.93
	10790	Microsoft Monthly Microsoft Office License - Oct 2024		16.40
		Monthly Microsoft Office License - Oct 2024		15.00
		Monthly Microsoft Office License - Oct 2024		450.00
		Monthly Microsoft Office License - Oct 2024		1,150.00
	10793	WateReuse Association 2025 Watereuse Conf Registration - J Bean 03/16-03/19/2025		1,140.00
	10817	Autozone Tail Light - Unit 10		42.01
	10832	Panera Bread Hospitality - Chandler Meeting 10/9/2024		30.24
		Hospitality - Chandler Meeting 10/9/2024		42.97
	10840	Ready Fresh (Arrowhead) Water - 09/23-10/22/2024 - 851 E 6th St		86.94
	10845	Harbor Freight Tools 8 Rubber Wheel Chocks		103.35
	10849	MyCommerce Annual Help Desk System License Oct 24 - Sep 25		199.00
	10856	CardExchange Store Annual Software Renewal - ID Badge Printer		150.00
	10865	CPS HR Consulting HR Training/Job Analysis - R Berioso		210.00
	10892	Zoom Video Communications, Inc. (10) Video Conference - Month Nov 2024		226.49
	10897	El Rancho Market Ice - Heat Stress Safety		16.77
		Ice - Great Place to Work Event		16.77
	10918	Apple.com Cloud Storage - iPads		9.99
	10922	Total Voice Product Solutions 2 Transcription Headsets		60.23
	10926	SSD Alarm Service Installation - 12th & Palm Refurbishment		1,186.89
		Access Service Controls - 39500 Brookside Ave		82.60
		Alarm Equip/Rent/Service/Monitor - 851 E. 6th St		93.67
		Alarm Equip/Rent/Service/Monitor - 815 12th Street		150.70
		Alarm Equip/Rent/Service/Monitor - 560 Magnolia Ave		437.02
		Alarm Equip/Rent/Service/Monitor - 11083 Cherry Ave		71.73
		Alarm Equip/Rent/Service/Monitor - 39500 Brookside Ave		300.53
		Service Request - 39500 Brookside Ave		189.00
		Service Request - 815 12th Street		189.00
		Service Request - 12th & Palm Refurbishment		689.37
	10940	Mike's Tree and Landscape Service Tree Trimming - Edgar Canyon		1,500.00
	10945	Safetysign.com 15 Employee Only Signs		349.16
	10952	Eventbrite Water Summit Registration - L Williams - 10/30/2024		395.00
	10968	Great Place to Work Institute, Inc 2024 Great Place to Work Award		187.17
	10978	Nextiva, Inc. Monthly Phone Service Oct 2024		3,301.74
	10994	K-Log, Inc. 3 Guest Chairs		769.48
	11050	Ebay Scadapack Controller		805.03
	11162	American Institute of Certified Public Accountants 2025 Membership Dues - W Clayton		560.00
	11169	Space Exploration Technologies Corp Back Up Internet - Nov 2024		750.00

Check No	Vendor No Invoice No	Vendor Name Description	Check Date Reference	Check Amount
	11193	Mitsogo, Inc Cyber Security - iPads - Oct 2024		81.00
	11216	DNS Filter Monthly Spam Filter - Oct 2024		225.00
	11227	Windy.com Weather Forecasting App Subscription - 1 Year		29.99
	11252	OpenAI, LLC ChatGPT Subscription - Nov 2024		298.59
	11253	Ralphs Supplies - Water Professionals Week		19.99
	11254	Rite Aid Hospitality - Chandler Meeting 10/9/2024 Hospitality - CSDA Meeting 10/08/2024 Candy - Career Fair 10/30/2024		13.18 22.82 29.97
	11280	Constant Contact Communication Subscription 09/05-10/04/2024		80.00
	11284	Xogo, Inc. Digital Signage Plan - 10/24/2024-10/24/2024 Digital Signage Plan - 10/24/2024-10/24/2024 Digital Signage Plan - 10/24/2024-10/24/2024 Digital Signage Plan - 10/24/2024-10/24/2024 Digital Signage Plan - 10/24/2024-10/24/2024		180.00 180.00 180.00 180.00 180.00
	11285	Black Hawk Labs Network Rack - 12th and Palm		314.92
	11286	E-Z Up (2) Balloon Light Kits - Flagger Safety		1,022.53
	11287	GRCIQ - Governance, Risk & Compliance Webinar - ChatGPT For CPAs and Finance Professionals - S Molina		134.00
	11288	Imprint.com Promotional Items - Career Fair		770.88
	11289	Lesley Bakery Supplies - Great Place to Work Event		57.20
	11290	Locksmith Service 24/7 Ignition Key - Unit 3		309.00
	11291	Newark Keypad System Adapter - 12th and Palm		31.71
	11292	Tuscano's Pizza & Pasta Pizza - Great Place to Work Event		243.39
Total for this ACH Check for Vendor 10781:				44,181.26
Total for 11/22/2024:				44,181.26
15811	AR-Agri2 11262024	Agri Builders AR Refund - Fire Flow 9396 Oak Creek Rd	11/26/2024	250.39
Total for Check Number 15811:				250.39
15812	AR-Aten 11262024	Callie Atencio AR Refund - Fire Flow 10664 Nancy Ave	11/26/2024	118.08
Total for Check Number 15812:				118.08
15813	AR-Beau2 11262024	Beaumont Unified School District AR Refund - Fire Flow Starlight Elementary	11/26/2024	118.08
Total for Check Number 15813:				118.08
15814	AR-Bran 11262024	Carl Brandstetter AR Refund - Fire Flow 1243 N. California Ave	11/26/2024	118.08
Total for Check Number 15814:				118.08

Check No	Vendor No Invoice No	Vendor Name Description	Check Date Reference	Check Amount
15815	AR-Litc 11262024	George Litchfield AR Refund - Fire Flow 9790 Jonathan Ave	11/26/2024	118.08
Total for Check Number 15815:				118.08
15816	AR-On G 11262024 11262024	On Guard Fire Protection AR Refund - Fire Flow Tracts 37697 & 37698 AR Refund - Fire Flow Tracts 37697 & 37698	11/26/2024	81.63 118.08
Total for Check Number 15816:				199.71
15817	AR-Thom 11262024	Sheri Thompson AR Refund - Fire Flow 39700 Grand Ave	11/26/2024	200.47
Total for Check Number 15817:				200.47
15818	10148 224-68-1 224-68-1	MCC Equipment Rentals Inc. Contracted Labor - Noble Pipeline Replacement Project Retention - Noble Pipeline Replacement Project	11/26/2024	570,733.45 -28,536.67
Total for Check Number 15818:				542,196.78
Total for 11/26/2024:				543,319.67
ACH	10138 HW201 Nov2024	ARCO Business Solutions ARCO Fuel Charges 11/19-11/25/2024	11/27/2024	1,936.50
Total for this ACH Check for Vendor 10138:				1,936.50
Total for 11/27/2024:				1,936.50
Report Total (185 checks):				1,846,114.63

Item 4a

General Ledger
Budget Variance Revenue

Beaumont-Cherry Valley Water District
560 Magnolia Avenue
Beaumont CA 92223
(951) 845-9581
www.bcvsd.org



User: wclayton
Printed: 12/26/2024 12:30:48 PM
Period 11 - 11
Fiscal Year 2024

Account Number	Description	Budget	Period Amt	End Bal	Variance	Encumbered	% Avail/ Uncollect
50	GENERAL						
01-50-510-419051	Grant Revenue	\$ 397,000.00	\$ -	\$ 465,351.65	\$ (68,351.65)	\$ -	-17.22%
	Grant Rev	\$ 397,000.00	\$ -	\$ 465,351.65	\$ (68,351.65)	\$ -	-17.22%
01-50-510-490001	Interest Income - Bonita Vista	\$ 1,000.00	\$ 0.65	\$ 224.81	\$ 775.19	\$ -	77.52%
01-50-510-490011	Interest Income - Fairway Cnyn	\$ 223,500.00	\$ -	\$ -	\$ 223,500.00	\$ -	100.00%
01-50-510-490021	Interest Income - General	\$ 1,249,000.00	\$ 114,449.74	\$ 2,595,207.94	\$ (1,346,207.94)	\$ -	-107.78%
01-50-510-490041	Rlzd Gain/Loss on Investment	\$ -	\$ (0.01)	\$ (33,342.72)	\$ 33,342.72	\$ -	0.00%
01-50-510-490051	Net Amort/Accret on Investment	\$ 278,000.00	\$ 16,249.31	\$ 246,227.04	\$ 31,772.96	\$ -	11.43%
	Interest Income	\$ 1,751,500.00	\$ 130,699.69	\$ 2,808,317.07	\$ (1,056,817.07)	\$ -	-60.34%
01-50-510-481001	Capacity Fees-Wells	\$ 388,000.00	\$ -	\$ 55,756.80	\$ 332,243.20	\$ -	85.63%
01-50-510-481006	Cap Fees-Water Rights (SWP)	\$ 245,000.00	\$ -	\$ 35,280.00	\$ 209,720.00	\$ -	85.60%
01-50-510-481012	Cap Fees-Water Treatment Plant	\$ 185,000.00	\$ -	\$ 26,524.80	\$ 158,475.20	\$ -	85.66%
01-50-510-481018	Cap Fees-Local Water Resources	\$ 97,000.00	\$ -	\$ 13,968.00	\$ 83,032.00	\$ -	85.60%
01-50-510-481024	Cap Fees-Recycled Water	\$ 281,000.00	\$ -	\$ 55,098.60	\$ 225,901.40	\$ -	80.39%
01-50-510-481030	Cap Fees-Transmission	\$ 314,000.00	\$ -	\$ 45,158.40	\$ 268,841.60	\$ -	85.62%
01-50-510-481036	Cap Fees-Storage	\$ 402,000.00	\$ -	\$ 57,830.40	\$ 344,169.60	\$ -	85.61%
01-50-510-481042	Cap Fees-Booster	\$ 28,000.00	\$ -	\$ 4,003.20	\$ 23,996.80	\$ -	85.70%
01-50-510-481048	Cap Fees-Pressure Reducing Stn	\$ 15,000.00	\$ -	\$ 2,044.80	\$ 12,955.20	\$ -	86.37%
01-50-510-481054	Cap Fees-Miscellaneous Project	\$ 13,000.00	\$ -	\$ 1,785.60	\$ 11,214.40	\$ -	86.26%
01-50-510-481060	Cap Fees-Financing Costs	\$ 61,000.00	\$ -	\$ 9,227.55	\$ 51,772.45	\$ -	84.87%
01-50-510-485001	Front Footage Fees	\$ 24,000.00	\$ -	\$ 19,316.70	\$ 4,683.30	\$ -	19.51%
	Non-Operating Revenue	\$ 2,053,000.00	\$ -	\$ 325,994.85	\$ 1,727,005.15	\$ -	84.12%
01-50-510-410100	Sales	\$ 6,072,000.00	\$ 831,796.84	\$ 5,899,728.76	\$ 172,271.24	\$ -	2.84%
01-50-510-410151	Agricultural Irrigation Sales	\$ 27,000.00	\$ 8,382.45	\$ 23,826.59	\$ 3,173.41	\$ -	11.75%
01-50-510-410171	Construction Sales	\$ 93,500.00	\$ 7,246.20	\$ 25,032.87	\$ 68,467.13	\$ -	73.23%
01-50-510-413001	Backflow Administration Charge	\$ 69,500.00	\$ 5,975.54	\$ 81,090.43	\$ (11,590.43)	\$ -	-16.68%
01-50-510-413011	Fixed Meter Charges	\$ 5,630,500.00	\$ 519,619.58	\$ 5,430,422.34	\$ 200,077.66	\$ -	3.55%
01-50-510-413021	Meter Fees	\$ 300,000.00	\$ 58,260.00	\$ 657,374.00	\$ (357,374.00)	\$ -	-119.12%
01-50-510-415001	SGPWA Importation Charges	\$ 3,783,000.00	\$ 459,882.00	\$ 3,436,368.06	\$ 346,631.94	\$ -	9.16%
01-50-510-415011	SCE Power Charges	\$ 2,207,000.00	\$ 268,264.50	\$ 2,004,564.66	\$ 202,435.34	\$ -	9.17%
01-50-510-417001	2nd Notice Charges	\$ 82,000.00	\$ 9,785.00	\$ 78,300.00	\$ 3,700.00	\$ -	4.51%

Account Number	Description	Budget	Period Amt	End Bal	Variance	Encumbered	% Avail/ Uncollect
01-50-510-417011	3rd Notice Charges	\$ 104,500.00	\$ 345.00	\$ 115,410.00	\$ (10,910.00)	\$ -	-10.44%
01-50-510-417021	Account Reinstatement Fees	\$ 39,000.00	\$ 2,650.00	\$ 32,250.00	\$ 6,750.00	\$ -	17.31%
01-50-510-417031	Lien Processing Fees	\$ 12,000.00	\$ -	\$ 3,570.00	\$ 8,430.00	\$ -	70.25%
01-50-510-417041	Credit Check Processing Fees	\$ 18,500.00	\$ 1,430.00	\$ 19,540.00	\$ (1,040.00)	\$ -	-5.62%
01-50-510-417051	Return Check Fees	\$ 5,500.00	\$ 975.00	\$ 6,325.00	\$ (825.00)	\$ -	-15.00%
01-50-510-417061	Customer Damages	\$ 22,500.00	\$ (136.22)	\$ 51,360.22	\$ (28,860.22)	\$ -	-128.27%
01-50-510-417071	After-Hours Call Out Charges	\$ 3,000.00	\$ 600.00	\$ 2,700.00	\$ 300.00	\$ -	10.00%
01-50-510-417081	Bench Test Fees (Credits)	\$ 500.00	\$ -	\$ 100.00	\$ 400.00	\$ -	80.00%
01-50-510-417091	Credit Card Processing Fees	\$ 125,000.00	\$ 15,396.93	\$ 115,782.83	\$ 9,217.17	\$ -	7.37%
01-50-510-419001	Rebates and Reimbursements	\$ -	\$ -	\$ -	\$ -	\$ -	0.00%
01-50-510-419011	Development Income	\$ 226,000.00	\$ 14,268.21	\$ 174,795.81	\$ 51,204.19	\$ -	22.66%
01-50-510-419012	Development Income - GIS	\$ 308,000.00	\$ -	\$ -	\$ 308,000.00	\$ -	100.00%
01-50-510-419031	Well Maintenance Reimbursement	\$ 162,000.00	\$ 3,702.27	\$ 11,532.24	\$ 150,467.76	\$ -	92.88%
01-50-510-419061	Miscellaneous Income	\$ 1,000.00	\$ 1.00	\$ 48,031.96	\$ (47,031.96)	\$ -	-4703.20%
	Operating Revenue	\$ 19,292,000.00	\$ 2,208,444.30	\$ 18,218,105.77	\$ 1,073,894.23	\$ -	5.57%
01-50-510-471011	Maint Fees - 13695 Oak Glen Rd	\$ 8,000.00	\$ 584.08	\$ 6,407.32	\$ 1,592.68	\$ -	19.91%
01-50-510-471021	Maint Fees - 13697 Oak Glen Rd	\$ 9,000.00	\$ 652.16	\$ 7,154.22	\$ 1,845.78	\$ -	20.51%
01-50-510-471031	Maint Fees - 9781 AveMiravilla	\$ 7,000.00	\$ 542.58	\$ 5,951.03	\$ 1,048.97	\$ -	14.99%
01-50-510-471111	Utilities - 13695 Oak Glen Rd	\$ 6,000.00	\$ 806.07	\$ 3,756.70	\$ 2,243.30	\$ -	37.39%
01-50-510-471121	Utilities - 13697 Oak Glen Rd	\$ 7,000.00	\$ (254.15)	\$ 5,007.05	\$ 1,992.95	\$ -	28.47%
01-50-510-471131	Utilities - 9781 Ave Miravilla	\$ 5,000.00	\$ 287.00	\$ 3,743.79	\$ 1,256.21	\$ -	25.12%
	Rent/Utilities	\$ 42,000.00	\$ 2,617.74	\$ 32,020.11	\$ 9,979.89	\$ -	23.76%
Revenue Total		\$ 23,535,500.00	\$ 2,341,761.73	\$ 21,849,789.45	\$ 1,685,710.55		7.16%

General Ledger
Budget Variance Expense

User: wclayton
Printed: 12/26/2024 4:40:43 PM
Period 11 - 11
Fiscal Year 2024

Beaumont-Cherry Valley Water District
560 Magnolia Avenue
Beaumont CA 92223
(951) 845-9581
www.bcvwd.org



Account Number	Description	Budget	Period Amt	End Bal	Variance	Encumbered	% Avail/
10	BOARD OF DIRECTORS						
01-10-110-500101	Board of Directors Fees	\$ 124,500.00	\$ 6,520.80	\$ 90,253.80	\$ 34,246.20	\$ -	27.51%
01-10-110-500115	Social Security	\$ 8,000.00	\$ 404.29	\$ 5,595.70	\$ 2,404.30	\$ -	30.05%
01-10-110-500120	Medicare	\$ 2,000.00	\$ 94.57	\$ 1,308.81	\$ 691.19	\$ -	34.56%
01-10-110-500125	Health Insurance	\$ 81,500.00	\$ 4,217.36	\$ 48,353.02	\$ 33,146.98	\$ -	40.67%
01-10-110-500140	Life Insurance	\$ 2,500.00	\$ 9.71	\$ 109.87	\$ 2,390.13	\$ -	95.61%
01-10-110-500143	EAP Program	\$ 500.00	\$ 9.55	\$ 105.10	\$ 394.90	\$ -	78.98%
01-10-110-500145	Workers' Compensation	\$ 1,000.00	\$ 47.23	\$ 656.89	\$ 343.11	\$ -	34.31%
01-10-110-500175	Training/Education/Mtgs/Travel	\$ 47,000.00	\$ 1,477.26	\$ 32,850.61	\$ 14,149.39	\$ -	30.11%
	Board of Directors Personnel	\$ 267,000.00	\$ 12,780.77	\$ 179,233.80	\$ 87,766.20	\$ -	32.87%
01-10-110-550043	Supplies-Other	\$ 1,500.00	\$ 269.68	\$ 1,354.81	\$ 145.19	\$ -	9.68%
	Board of Directors Materials & Supplies	\$ 1,500.00	\$ 269.68	\$ 1,354.81	\$ 145.19	\$ -	9.68%
01-10-110-550012	Election Expenses	\$ 12,000.00	\$ -	\$ 6.00	\$ 11,994.00	\$ -	99.95%
01-10-110-550051	Advertising/Legal Notices	\$ 2,000.00	\$ -	\$ -	\$ 2,000.00	\$ -	100.00%
	Board of Directors Services	\$ 14,000.00	\$ -	\$ 6.00	\$ 13,994.00	\$ -	99.96%
Expense Total	BOARD OF DIRECTORS	\$ 282,500.00	\$ 13,050.45	\$ 180,594.61	\$ 101,905.39	\$ -	36.07%
20	ENGINEERING						
210	Engineering Personnel						
01-20-210-500105	Labor	\$ 516,000.00	\$ 25,203.92	\$ 289,851.07	\$ 226,148.93	\$ -	43.83%
01-20-210-500114	Incentive Pay	\$ 2,500.00	\$ -	\$ -	\$ 2,500.00	\$ -	100.00%
01-20-210-500115	Social Security	\$ 39,000.00	\$ 1,026.04	\$ 18,519.01	\$ 20,480.99	\$ -	52.52%
01-20-210-500120	Medicare	\$ 9,500.00	\$ 376.46	\$ 4,467.24	\$ 5,032.76	\$ -	52.98%
01-20-210-500125	Health Insurance	\$ 89,500.00	\$ 5,729.37	\$ 58,667.36	\$ 30,832.64	\$ -	34.45%
01-20-210-500140	Life Insurance	\$ 1,000.00	\$ 47.01	\$ 458.64	\$ 541.36	\$ -	54.14%
01-20-210-500143	EAP Program	\$ 500.00	\$ 6.83	\$ 80.29	\$ 419.71	\$ -	83.94%
01-20-210-500145	Workers' Compensation	\$ 5,000.00	\$ 229.08	\$ 2,675.80	\$ 2,324.20	\$ -	46.48%
01-20-210-500150	Unemployment Insurance	\$ 1,500.00	\$ -	\$ -	\$ 1,500.00	\$ -	100.00%
01-20-210-500155	Retirement/CalPERS	\$ 54,500.00	\$ 1,902.99	\$ 27,162.90	\$ 27,337.10	\$ -	50.16%
01-20-210-500165	Uniforms and Employee Benefits	\$ 500.00	\$ 421.73	\$ 532.71	\$ (32.71)	\$ -	-6.54%
01-20-210-500175	Training/Education/Mtgs/Travel	\$ 8,000.00	\$ -	\$ 1,260.51	\$ 6,739.49	\$ -	84.24%

Account Number	Description	Budget	Period Amt	End Bal	Variance	Encumbered	% Avail/
01-20-210-500180	Accrued Sick Leave Expense	\$ 30,000.00	\$ 741.78	\$ 2,715.57	\$ 27,284.43	\$ -	90.95%
01-20-210-500185	Accrued Vacation Leave Expense	\$ 25,000.00	\$ -	\$ 8,509.30	\$ 16,490.70	\$ -	65.96%
01-20-210-500187	Accrued Leave Payments	\$ 18,500.00	\$ -	\$ 6,813.00	\$ 11,687.00	\$ -	63.17%
01-20-210-500195	CIP Related Labor	\$ (225,000.00)	\$ (5,914.47)	\$ (27,861.81)	\$ (197,138.19)	\$ -	87.62%
220	Development Services Personnel						
01-20-220-500105	Labor	\$ 73,000.00	\$ 7,419.10	\$ 70,005.34	\$ 2,994.66	\$ -	4.10%
01-20-220-500115	Social Security	\$ 5,500.00	\$ 263.18	\$ 4,147.07	\$ 1,352.93	\$ -	24.60%
01-20-220-500120	Medicare	\$ 1,500.00	\$ 107.68	\$ 1,016.18	\$ 483.82	\$ -	32.25%
01-20-220-500125	Health Insurance	\$ 19,000.00	\$ 1,516.06	\$ 11,828.94	\$ 7,171.06	\$ -	37.74%
01-20-220-500140	Life Insurance	\$ 500.00	\$ 6.93	\$ 101.65	\$ 398.35	\$ -	79.67%
01-20-220-500143	EAP Program	\$ 500.00	\$ 0.81	\$ 13.34	\$ 486.66	\$ -	97.33%
01-20-220-500145	Workers' Compensation	\$ 1,000.00	\$ 65.52	\$ 623.94	\$ 376.06	\$ -	37.61%
01-20-220-500150	Unemployment Insurance	\$ 1,500.00	\$ -	\$ -	\$ 1,500.00	\$ -	100.00%
01-20-220-500155	Retirement/CalPERS	\$ 6,500.00	\$ 433.28	\$ 5,648.51	\$ 851.49	\$ -	13.10%
01-20-220-500180	Accrued Sick Leave Expense	\$ 4,500.00	\$ -	\$ -	\$ 4,500.00	\$ -	100.00%
01-20-220-500185	Accrued Vacation Leave Expense	\$ 5,000.00	\$ -	\$ -	\$ 5,000.00	\$ -	100.00%
	ENGINEERING Personnel	\$ 694,500.00	\$ 39,583.30	\$ 487,236.56	\$ 207,263.44	\$ -	29.84%
01-20-210-540048	Permits, Fees & Licensing	\$ 3,000.00	\$ -	\$ -	\$ 3,000.00	\$ -	100.00%
01-20-210-550029	Administrative Expenses	\$ 11,000.00	\$ -	\$ 7,800.00	\$ 3,200.00	\$ -	29.09%
01-20-210-550046	Office Equipment	\$ 6,000.00	\$ -	\$ 4,356.22	\$ 1,643.78	\$ -	27.40%
	Engineering Materials & Supplies	\$ 20,000.00	\$ -	\$ 12,156.22	\$ 7,843.78	\$ -	39.22%
01-20-210-500190	Temporary Labor	\$ 45,000.00	\$ -	\$ 42,776.24	\$ 2,223.76	\$ -	4.94%
01-20-210-540014	Development Reimbursable GIS	\$ 50,000.00	\$ -	\$ -	\$ 50,000.00	\$ -	100.00%
01-20-210-550030	Membership Dues	\$ 2,000.00	\$ -	\$ 279.99	\$ 1,720.01	\$ -	86.00%
01-20-210-550051	Advertising/Legal Notices	\$ 5,000.00	\$ -	\$ 102.28	\$ 4,897.72	\$ -	97.95%
01-20-210-580031	Outside Engineering	\$ 120,000.00	\$ -	\$ 43,905.00	\$ 76,095.00	\$ -	63.41%
	Engineering Services	\$ 222,000.00	\$ -	\$ 87,063.51	\$ 134,936.49	\$ -	60.78%
Expense Total	ENGINEERING	\$ 936,500.00	\$ 39,583.30	\$ 586,456.29	\$ 350,043.71	\$ -	37.38%
30	FINANCE & ADMINISTRATION						
310	Finance & Administration Personnel						
01-30-310-500105	Labor	\$ 1,011,000.00	\$ 75,102.52	\$ 784,127.55	\$ 226,872.45	\$ -	22.44%
01-30-310-500109	FLSA Overtime	\$ 500.00	\$ -	\$ -	\$ 500.00	\$ -	100.00%
01-30-310-500110	Overtime	\$ 3,000.00	\$ -	\$ 521.50	\$ 2,478.50	\$ -	82.62%
01-30-310-500111	Double Time	\$ 2,500.00	\$ -	\$ 277.44	\$ 2,222.56	\$ -	88.90%
01-30-310-500114	Incentive Pay	\$ 4,000.00	\$ 50.00	\$ 550.00	\$ 3,450.00	\$ -	86.25%
01-30-310-500115	Social Security	\$ 80,500.00	\$ 4,086.52	\$ 48,734.05	\$ 31,765.95	\$ -	39.46%
01-30-310-500120	Medicare	\$ 18,500.00	\$ 1,145.05	\$ 12,581.70	\$ 5,918.30	\$ -	31.99%
01-30-310-500125	Health Insurance	\$ 210,650.00	\$ 13,554.34	\$ 139,578.88	\$ 71,071.12	\$ -	33.74%
01-30-310-500130	CalPERS Health Admin Costs	\$ 3,000.00	\$ 199.42	\$ 2,622.17	\$ 377.83	\$ -	12.59%

Account Number	Description	Budget	Period Amt	End Bal	Variance	Encumbered	% Avail/
01-30-310-500140	Life Insurance	\$ 2,000.00	\$ 121.75	\$ 1,247.02	\$ 752.98	\$ -	37.65%
01-30-310-500143	EAP Program	\$ 500.00	\$ 15.28	\$ 149.52	\$ 350.48	\$ -	70.10%
01-30-310-500145	Workers' Compensation	\$ 9,000.00	\$ 601.64	\$ 6,375.60	\$ 2,624.40	\$ -	29.16%
01-30-310-500150	Unemployment Insurance	\$ 7,500.00	\$ -	\$ 4,262.19	\$ 3,237.81	\$ -	43.17%
01-30-310-500155	Retirement/CalPERS	\$ 222,000.00	\$ 17,132.54	\$ 183,179.76	\$ 38,820.24	\$ -	17.49%
01-30-310-500161	Estimated Current Year OPEB	\$ 104,000.00	\$ -	\$ -	\$ 104,000.00	\$ -	100.00%
01-30-310-500165	Uniforms and Employee Benefits	\$ 1,000.00	\$ 605.26	\$ 757.87	\$ 242.13	\$ -	24.21%
01-30-310-500175	Training/Education/Mtgs/Travel	\$ 37,000.00	\$ 379.05	\$ 13,668.91	\$ 23,331.09	\$ 135.00	62.69%
01-30-310-500180	Accrued Sick Leave Expense	\$ 60,000.00	\$ 312.12	\$ 11,319.64	\$ 48,680.36	\$ -	81.13%
01-30-310-500185	Accrued Vacation Leave Expense	\$ 98,000.00	\$ 3,254.16	\$ 38,546.85	\$ 59,453.15	\$ -	60.67%
01-30-310-500187	Accrued Leave Payments	\$ 101,500.00	\$ 2,352.56	\$ 51,690.06	\$ 49,809.94	\$ -	49.07%
01-30-310-500195	CIP Related Labor	\$ (8,000.00)	\$ -	\$ -	\$ (8,000.00)	\$ -	100.00%
01-30-310-560000	GASB 68 Pension Expense	\$ 215,000.00	\$ -	\$ 135,000.00	\$ 80,000.00	\$ -	37.21%
320	Human Resources & Risk Management Personnel						
01-30-320-500105	Labor	\$ 101,000.00	\$ 7,659.20	\$ 80,808.40	\$ 20,191.60	\$ -	19.99%
01-30-320-500114	Incentive Pay	\$ 1,000.00	\$ -	\$ -	\$ 1,000.00	\$ -	100.00%
01-30-320-500115	Social Security	\$ 7,000.00	\$ 475.12	\$ 5,239.10	\$ 1,760.90	\$ -	25.16%
01-30-320-500120	Medicare	\$ 2,000.00	\$ 111.12	\$ 1,225.22	\$ 774.78	\$ -	38.74%
01-30-320-500125	Health Insurance	\$ 27,500.00	\$ 2,025.34	\$ 22,278.74	\$ 5,221.26	\$ -	18.99%
01-30-320-500140	Life Insurance	\$ 500.00	\$ 11.78	\$ 152.40	\$ 347.60	\$ -	69.52%
01-30-320-500143	EAP Program	\$ 500.00	\$ 1.91	\$ 21.02	\$ 478.98	\$ -	95.80%
01-30-320-500145	Workers' Compensation	\$ 1,000.00	\$ 55.46	\$ 614.68	\$ 385.32	\$ -	38.53%
01-30-320-500150	Unemployment Insurance	\$ 1,500.00	\$ -	\$ -	\$ 1,500.00	\$ -	100.00%
01-30-320-500155	Retirement/CalPERS	\$ 9,000.00	\$ 672.51	\$ 7,274.98	\$ 1,725.02	\$ -	19.17%
01-30-320-500165	Uniforms and Employee Benefits	\$ 220.00	\$ -	\$ 219.10	\$ 0.90	\$ -	0.41%
01-30-320-500175	Training/Education/Mtgs/Travel	\$ 7,000.00	\$ 210.00	\$ 2,250.00	\$ 4,750.00	\$ -	67.86%
01-30-320-500176	Dist Professional Development	\$ 26,000.00	\$ -	\$ 8,388.00	\$ 17,612.00	\$ -	67.74%
01-30-320-500177	General Safety Trng & Supplies	\$ 26,900.00	\$ 250.00	\$ 9,620.71	\$ 17,279.29	\$ -	64.24%
01-30-320-500180	Accrued Sick Leave Expense	\$ 6,000.00	\$ -	\$ 2,279.50	\$ 3,720.50	\$ -	62.01%
01-30-320-500185	Accrued Vacation Leave Expense	\$ 5,500.00	\$ -	\$ 1,367.70	\$ 4,132.30	\$ -	75.13%
01-30-320-550024	Employment Testing	\$ 4,500.00	\$ 140.00	\$ 3,094.11	\$ 1,405.89	\$ -	31.24%
330	Customer Service Personnel						
01-30-330-500105	Labor	\$ 321,800.00	\$ 21,814.81	\$ 241,992.40	\$ 79,807.60	\$ -	24.80%
01-30-330-500109	FLSA Overtime	\$ 500.00	\$ -	\$ -	\$ 500.00	\$ -	100.00%
01-30-330-500110	Overtime	\$ 8,000.00	\$ 136.50	\$ 4,887.95	\$ 3,112.05	\$ -	38.90%
01-30-330-500111	Double Time	\$ 1,000.00	\$ -	\$ -	\$ 1,000.00	\$ -	100.00%
01-30-330-500114	Incentive Pay	\$ 3,000.00	\$ -	\$ -	\$ 3,000.00	\$ -	100.00%
01-30-330-500115	Social Security	\$ 24,500.00	\$ 1,483.64	\$ 16,543.30	\$ 7,956.70	\$ -	32.48%
01-30-330-500120	Medicare	\$ 6,000.00	\$ 347.00	\$ 3,869.10	\$ 2,130.90	\$ -	35.52%
01-30-330-500125	Health Insurance	\$ 135,500.00	\$ 9,783.56	\$ 93,649.43	\$ 41,850.57	\$ -	30.89%
01-30-330-500140	Life Insurance	\$ 1,000.00	\$ 38.07	\$ 402.91	\$ 597.09	\$ -	59.71%
01-30-330-500143	EAP Program	\$ 500.00	\$ 9.55	\$ 96.97	\$ 403.03	\$ -	80.61%
01-30-330-500145	Workers' Compensation	\$ 3,000.00	\$ 172.89	\$ 1,927.79	\$ 1,072.21	\$ -	35.74%

Account Number	Description	Budget	Period Amt	End Bal	Variance	Encumbered	% Avail/
01-30-330-500150	Unemployment Insurance	\$ 5,000.00	\$ -	\$ -	\$ 5,000.00	\$ -	100.00%
01-30-330-500155	Retirement/CalPERS	\$ 37,500.00	\$ 4,128.82	\$ 37,220.53	\$ 279.47	\$ -	0.75%
01-30-330-500165	Uniforms and Employee Benefits	\$ 900.00	\$ 515.13	\$ 649.13	\$ 250.87	\$ -	27.87%
01-30-330-500175	Training/Education/Mtgs/Travel	\$ 8,100.00	\$ -	\$ 1,361.57	\$ 6,738.43	\$ -	83.19%
01-30-330-500180	Accrued Sick Leave Expense	\$ 15,500.00	\$ 613.26	\$ 5,801.98	\$ 9,698.02	\$ -	62.57%
01-30-330-500185	Accrued Vacation Leave Expense	\$ 21,000.00	\$ 1,359.15	\$ 13,848.09	\$ 7,151.91	\$ -	34.06%
01-30-330-500187	Accrued Leave Payments	\$ 20,500.00	\$ -	\$ -	\$ 20,500.00	\$ -	100.00%
	FINANCE & ADMINISTRATION Personnel	\$ 3,023,570.00	\$ 170,927.03	\$ 2,002,275.52	\$ 1,021,294.48	\$ 135.00	33.77%
310	Finance & Administration Materials & Supplies						
01-30-310-550042	Office Supplies	\$ 12,500.00	\$ 1,859.45	\$ 10,482.28	\$ 2,017.72	\$ -	16.14%
01-30-310-550046	Office Equipment	\$ 5,500.00	\$ 769.48	\$ 1,378.21	\$ 4,121.79	\$ -	74.94%
01-30-310-550048	Postage	\$ 51,000.00	\$ 414.00	\$ 6,820.65	\$ 44,179.35	\$ -	86.63%
01-30-310-550066	Subscriptions	\$ 500.00	\$ -	\$ 195.00	\$ 305.00	\$ -	61.00%
01-30-310-550072	Miscellaneous Operating Exp	\$ 2,000.00	\$ 200.02	\$ 1,880.37	\$ 119.63	\$ -	5.98%
01-30-310-550078	Bad Debt Expense	\$ 23,500.00	\$ -	\$ -	\$ 23,500.00	\$ -	100.00%
01-30-310-550084	Depreciation	\$ 3,417,000.00	\$ 287,848.97	\$ 3,182,026.62	\$ 234,973.38	\$ -	6.88%
320	Human Resources & Risk Management Materials & Supplies						
01-30-320-550028	District Certification	\$ 6,000.00	\$ 327.26	\$ 4,147.26	\$ 1,852.74	\$ -	30.88%
01-30-320-550042	Office Supplies	\$ 480.00	\$ -	\$ -	\$ 480.00	\$ -	100.00%
330	Customer Service Materials & Supplies						
01-30-330-550006	Cashiering Shortages/Overages	\$ 100.00	\$ (0.14)	\$ 33.61	\$ 66.39	\$ -	66.39%
	FINANCE & ADMINISTRATION Materials & Supplies	\$ 3,518,580.00	\$ 291,419.04	\$ 3,206,964.00	\$ 311,616.00	\$ -	8.86%
310	Finance & Administration Services						
01-30-310-500190	Temporary Labor	\$ 60,850.00	\$ -	\$ 60,097.15	\$ 752.85	\$ -	1.24%
01-30-310-550001	Bank/Financial Service Fees	\$ 4,000.00	\$ 1,722.41	\$ 4,418.11	\$ (418.11)	\$ -	-10.45%
01-30-310-550030	Membership Dues	\$ 43,000.00	\$ 2,856.25	\$ 39,094.75	\$ 3,905.25	\$ -	9.08%
01-30-310-550051	Advertising/Legal Notices	\$ 5,000.00	\$ 565.47	\$ 1,673.29	\$ 3,326.71	\$ -	66.53%
01-30-310-550054	Property, Auto, General Ins	\$ 250,000.00	\$ 19,066.84	\$ 226,597.53	\$ 23,402.47	\$ -	9.36%
01-30-310-550061	Media Outreach	\$ 10,000.00	\$ -	\$ -	\$ 10,000.00	\$ -	100.00%
01-30-310-580001	Accounting and Audit	\$ 46,000.00	\$ -	\$ 34,303.75	\$ 11,696.25	\$ -	25.43%
01-30-310-580011	General Legal	\$ 79,000.00	\$ 14,008.20	\$ 74,691.00	\$ 4,309.00	\$ -	5.45%
01-30-310-580036	Other Professional Services	\$ 341,000.00	\$ 21,231.25	\$ 162,512.84	\$ 178,487.16	\$ -	52.34%
320	Human Resources & Risk Management Services						
01-30-320-550025	Employee Retention	\$ 6,000.00	\$ 1,446.27	\$ 1,970.65	\$ 4,029.35	\$ -	67.16%
01-30-320-550026	Recruitment Expense	\$ 12,500.00	\$ -	\$ 1,921.59	\$ 10,578.41	\$ -	84.63%
01-30-320-550030	Membership Dues	\$ 2,000.00	\$ -	\$ 1,018.00	\$ 982.00	\$ -	49.10%
01-30-320-550051	Advertising/Legal Notices	\$ 2,000.00	\$ -	\$ 243.95	\$ 1,756.05	\$ -	87.80%
01-30-320-580036	Other Professional Services	\$ 11,000.00	\$ -	\$ 3,111.59	\$ 7,888.41	\$ -	71.71%
330	Customer Service Services						
01-30-330-500190	Temporary Labor	\$ 20,200.00	\$ -	\$ 20,183.48	\$ 16.52	\$ -	0.08%
01-30-330-550008	Transaction/Return Fees	\$ 1,500.00	\$ 81.68	\$ 834.38	\$ 665.62	\$ -	44.37%

Account Number	Description	Budget	Period Amt	End Bal	Variance	Encumbered	% Avail/
01-30-330-550010	Transaction/Credit Card Fees	\$ 125,000.00	\$ 17,750.68	\$ 114,194.31	\$ 10,805.69	\$ -	8.64%
01-30-330-550014	Credit Check Fees	\$ 6,500.00	\$ -	\$ 5,716.80	\$ 783.20	\$ -	12.05%
01-30-330-550030	Membership Dues	\$ 1,500.00	\$ -	\$ 135.00	\$ 1,365.00	\$ -	91.00%
01-30-330-550036	Notary and Lien Fees	\$ 2,500.00	\$ -	\$ 560.00	\$ 1,940.00	\$ -	77.60%
01-30-330-550050	Utility Billing Service	\$ 99,000.00	\$ -	\$ 77,969.41	\$ 21,030.59	\$ -	21.24%
	FINANCE & ADMINISTRATION Services	\$ 1,128,550.00	\$ 78,729.05	\$ 831,247.58	\$ 297,302.42	\$ -	26.34%
Expense Total	FINANCE & ADMINISTRATION	\$ 7,670,700.00	\$ 541,075.12	\$ 6,040,487.10	\$ 1,630,212.90	\$ 135.00	21.25%
35	INFORMATION TECHNOLOGY						
01-35-315-500105	Labor	\$ 169,000.00	\$ 12,846.40	\$ 145,324.90	\$ 23,675.10	\$ -	14.01%
01-35-315-500114	Incentive Pay	\$ 1,000.00	\$ -	\$ -	\$ 1,000.00	\$ -	100.00%
01-35-315-500115	Social Security	\$ 14,000.00	\$ 741.82	\$ 10,068.81	\$ 3,931.19	\$ -	28.08%
01-35-315-500120	Medicare	\$ 3,500.00	\$ 186.42	\$ 2,367.65	\$ 1,132.35	\$ -	32.35%
01-35-315-500125	Health Insurance	\$ 27,500.00	\$ 1,967.29	\$ 21,640.19	\$ 5,859.81	\$ -	21.31%
01-35-315-500140	Life Insurance	\$ 500.00	\$ 20.83	\$ 229.13	\$ 270.87	\$ -	54.17%
01-35-315-500143	EAP Program	\$ 500.00	\$ 1.91	\$ 21.02	\$ 478.98	\$ -	95.80%
01-35-315-500145	Workers' Compensation	\$ 1,500.00	\$ 93.00	\$ 1,075.38	\$ 424.62	\$ -	28.31%
01-35-315-500150	Unemployment Insurance	\$ 2,500.00	\$ -	\$ -	\$ 2,500.00	\$ -	100.00%
01-35-315-500155	Retirement/CalPERS	\$ 15,000.00	\$ 1,136.98	\$ 12,240.69	\$ 2,759.31	\$ -	18.40%
01-35-315-500175	Training/Education/Mtgs/Travel	\$ 5,000.00	\$ -	\$ -	\$ 5,000.00	\$ -	100.00%
01-35-315-500180	Accrued Sick Leave Expense	\$ 10,000.00	\$ -	\$ -	\$ 10,000.00	\$ -	100.00%
01-35-315-500185	Accrued Vacation Leave Expense	\$ 18,500.00	\$ -	\$ 2,408.70	\$ 16,091.30	\$ -	86.98%
01-35-315-500187	Accrued Leave Payments	\$ 20,500.00	\$ -	\$ 15,435.75	\$ 5,064.25	\$ -	24.70%
01-35-315-500195	CIP Related Labor	\$ (33,000.00)	\$ -	\$ -	\$ (33,000.00)	\$ -	100.00%
	Information Technology Personnel	\$ 256,000.00	\$ 16,994.65	\$ 210,812.22	\$ 45,187.78	\$ -	17.65%
01-35-315-550044	Printing/Toner and Maintenance	\$ 30,000.00	\$ 1,850.33	\$ 13,430.94	\$ 16,569.06	\$ 1,168.54	51.34%
01-35-315-580016	Computer Hardware	\$ 30,000.00	\$ 1,543.91	\$ 22,012.49	\$ 7,987.51	\$ -	26.63%
01-35-315-580028	Cybersecurity Soft/Hardware	\$ 58,000.00	\$ 4,200.00	\$ 50,326.00	\$ 7,674.00	\$ -	13.23%
01-35-315-580030	Repair/Purchase Radio Comm Eq	\$ 10,000.00	\$ -	\$ 4,545.64	\$ 5,454.36	\$ -	54.54%
	Information Technology Materials & Supplies	\$ 128,000.00	\$ 7,594.24	\$ 90,315.07	\$ 37,684.93	\$ 1,168.54	28.53%
01-35-315-501511	Telephone/Internet Service	\$ 97,000.00	\$ 16,436.20	\$ 88,098.54	\$ 8,901.46	\$ -	9.18%
01-35-315-501521	Building Alarms and Security	\$ 34,000.00	\$ 3,246.27	\$ 17,472.21	\$ 16,527.79	\$ -	48.61%
01-35-315-540014	GIS Maintenance and Updates	\$ 10,000.00	\$ -	\$ 6,700.00	\$ 3,300.00	\$ -	33.00%
01-35-315-550030	Membership Dues	\$ 3,000.00	\$ 225.00	\$ 1,476.00	\$ 1,524.00	\$ -	50.80%
01-35-315-550058	Cyber Security Liability Ins	\$ 7,500.00	\$ -	\$ 5,582.78	\$ 1,917.22	\$ -	25.56%
01-35-315-580021	IT/Software Support	\$ 8,000.00	\$ -	\$ -	\$ 8,000.00	\$ -	100.00%
01-35-315-580026	License/Maintenance/Support	\$ 297,000.00	\$ 23,746.83	\$ 199,450.21	\$ 97,549.79	\$ -	32.85%
01-35-315-580027	AMR/AMI Annual Support	\$ 163,000.00	\$ 4,186.41	\$ 29,924.94	\$ 133,075.06	\$ -	81.64%
	Information Technology Services	\$ 619,500.00	\$ 47,840.71	\$ 348,704.68	\$ 270,795.32	\$ -	43.71%

Account Number	Description	Budget	Period Amt	End Bal	Variance	Encumbered	% Avail/
Expense Total	INFORMATION TECHNOLOGY	\$ 1,003,500.00	\$ 72,429.60	\$ 649,831.97	\$ 353,668.03	\$ 1,168.54	35.13%
40	OPERATIONS						
410	Source of Supply Personnel						
01-40-410-500105	Labor	\$ 437,900.00	\$ 30,364.57	\$ 335,935.97	\$ 101,964.03	\$ -	23.28%
01-40-410-500109	FLSA Overtime	\$ 500.00	\$ -	\$ -	\$ 500.00	\$ -	100.00%
01-40-410-500110	Overtime	\$ 20,500.00	\$ -	\$ 12,142.92	\$ 8,357.08	\$ -	40.77%
01-40-410-500111	Double Time	\$ 7,500.00	\$ -	\$ 1,186.85	\$ 6,313.15	\$ -	84.18%
01-40-410-500113	Standby/On-Call	\$ 14,600.00	\$ 1,120.00	\$ 12,880.00	\$ 1,720.00	\$ -	11.78%
01-40-410-500114	Incentive Pay	\$ 3,000.00	\$ 200.00	\$ 2,100.00	\$ 900.00	\$ -	30.00%
01-40-410-500115	Social Security	\$ 35,500.00	\$ 2,185.80	\$ 25,585.55	\$ 9,914.45	\$ -	27.93%
01-40-410-500120	Medicare	\$ 8,500.00	\$ 511.20	\$ 5,983.75	\$ 2,516.25	\$ -	29.60%
01-40-410-500125	Health Insurance	\$ 135,500.00	\$ 9,748.27	\$ 108,328.70	\$ 27,171.30	\$ -	20.05%
01-40-410-500140	Life Insurance	\$ 1,000.00	\$ 52.95	\$ 581.66	\$ 418.34	\$ -	41.83%
01-40-410-500143	EAP Program	\$ 500.00	\$ 9.55	\$ 104.96	\$ 395.04	\$ -	79.01%
01-40-410-500145	Workers' Compensation	\$ 18,500.00	\$ 1,335.75	\$ 15,459.40	\$ 3,040.60	\$ -	16.44%
01-40-410-500150	Unemployment Insurance	\$ 15,500.00	\$ -	\$ -	\$ 15,500.00	\$ -	100.00%
01-40-410-500155	Retirement/CalPERS	\$ 140,500.00	\$ 8,064.03	\$ 101,878.43	\$ 38,621.57	\$ -	27.49%
01-40-410-500165	Uniforms and Employee Benefits	\$ 4,000.00	\$ 612.32	\$ 2,588.71	\$ 1,411.29	\$ -	35.28%
01-40-410-500175	Training/Education/Mtgs/Travel	\$ 1,500.00	\$ -	\$ 209.99	\$ 1,290.01	\$ -	86.00%
01-40-410-500180	Accrued Sick Leave Expense	\$ 20,500.00	\$ 2,230.42	\$ 19,970.18	\$ 529.82	\$ -	2.58%
01-40-410-500185	Accrued Vacation Leave Expense	\$ 37,000.00	\$ 1,949.73	\$ 28,053.09	\$ 8,946.91	\$ -	24.18%
01-40-410-500187	Accrued Leave Payments	\$ 27,500.00	\$ -	\$ 2,707.20	\$ 24,792.80	\$ -	90.16%
01-40-410-500195	CIP Related Labor	\$ (20,000.00)	\$ -	\$ -	\$ (20,000.00)	\$ -	100.00%
430	Cross-Connection/Non-Potable Water Personnel						
01-40-430-500105	Labor	\$ 95,500.00	\$ 6,674.88	\$ 81,354.24	\$ 14,145.76	\$ -	14.81%
01-40-430-500109	FLSA Overtime	\$ 500.00	\$ -	\$ -	\$ 500.00	\$ -	100.00%
01-40-430-500110	Overtime	\$ 6,000.00	\$ -	\$ -	\$ 6,000.00	\$ -	100.00%
01-40-430-500111	Double Time	\$ 1,000.00	\$ -	\$ -	\$ 1,000.00	\$ -	100.00%
01-40-430-500114	Incentive Pay	\$ 1,000.00	\$ 50.00	\$ 500.00	\$ 500.00	\$ -	50.00%
01-40-430-500115	Social Security	\$ 8,500.00	\$ 490.42	\$ 5,604.69	\$ 2,895.31	\$ -	34.06%
01-40-430-500120	Medicare	\$ 2,000.00	\$ 114.70	\$ 1,310.83	\$ 689.17	\$ -	34.46%
01-40-430-500125	Health Insurance	\$ 27,500.00	\$ 2,148.74	\$ 22,510.54	\$ 4,989.46	\$ -	18.14%
01-40-430-500140	Life Insurance	\$ 500.00	\$ 12.15	\$ 134.01	\$ 365.99	\$ -	73.20%
01-40-430-500143	EAP Program	\$ 500.00	\$ 1.91	\$ 20.92	\$ 479.08	\$ -	95.82%
01-40-430-500145	Workers' Compensation	\$ 4,500.00	\$ 300.60	\$ 3,452.75	\$ 1,047.25	\$ -	23.27%
01-40-430-500150	Unemployment Insurance	\$ 1,500.00	\$ -	\$ -	\$ 1,500.00	\$ -	100.00%
01-40-430-500155	Retirement/CalPERS	\$ 26,500.00	\$ 2,829.75	\$ 23,064.45	\$ 3,435.55	\$ -	12.96%
01-40-430-500165	Uniforms and Employee Benefits	\$ 1,000.00	\$ 103.08	\$ 433.86	\$ 566.14	\$ -	56.61%
01-40-430-500175	Training/Education/Mtgs/Travel	\$ 1,500.00	\$ -	\$ 574.00	\$ 926.00	\$ -	61.73%
01-40-430-500180	Accrued Sick Leave Expense	\$ 5,000.00	\$ 981.60	\$ 4,031.52	\$ 968.48	\$ -	19.37%
01-40-430-500185	Accrued Vacation Leave Expense	\$ 7,500.00	\$ 196.32	\$ 4,430.04	\$ 3,069.96	\$ -	40.93%
01-40-430-500187	Accrued Leave Payments	\$ 7,000.00	\$ -	\$ -	\$ 7,000.00	\$ -	100.00%

Account Number	Description	Budget	Period Amt	End Bal	Variance	Encumbered	% Avail/
440	Transmission & Distribution Personnel						
01-40-440-500105	Labor	\$ 1,233,500.00	\$ 78,839.47	\$ 868,477.69	\$ 365,022.31	\$ -	29.59%
01-40-440-500109	FLSA Overtime	\$ 1,000.00	\$ -	\$ -	\$ 1,000.00	\$ -	100.00%
01-40-440-500110	Overtime	\$ 56,000.00	\$ 3,867.15	\$ 49,271.74	\$ 6,728.26	\$ -	12.01%
01-40-440-500111	Double Time	\$ 26,500.00	\$ 287.10	\$ 15,001.71	\$ 11,498.29	\$ -	43.39%
01-40-440-500113	Standby/On-Call	\$ 23,000.00	\$ 1,960.00	\$ 22,210.00	\$ 790.00	\$ -	3.43%
01-40-440-500114	Incentive Pay	\$ 7,000.00	\$ -	\$ 50.00	\$ 6,950.00	\$ -	99.29%
01-40-440-500115	Social Security	\$ 96,000.00	\$ 6,055.58	\$ 66,174.47	\$ 29,825.53	\$ -	31.07%
01-40-440-500120	Medicare	\$ 22,500.00	\$ 1,416.23	\$ 15,468.28	\$ 7,031.72	\$ -	31.25%
01-40-440-500125	Health Insurance	\$ 411,500.00	\$ 17,509.24	\$ 205,377.90	\$ 206,122.10	\$ -	50.09%
01-40-440-500140	Life Insurance	\$ 2,500.00	\$ 132.28	\$ 1,444.13	\$ 1,055.87	\$ -	42.23%
01-40-440-500143	EAP Program	\$ 1,000.00	\$ 28.72	\$ 312.21	\$ 687.79	\$ -	68.78%
01-40-440-500145	Workers' Compensation	\$ 42,500.00	\$ 3,101.06	\$ 34,104.04	\$ 8,395.96	\$ -	19.76%
01-40-440-500155	Retirement/CalPERS	\$ 225,500.00	\$ 19,328.95	\$ 194,157.25	\$ 31,342.75	\$ -	13.90%
01-40-440-500165	Uniforms and Employee Benefits	\$ 16,000.00	\$ 2,199.55	\$ 14,830.62	\$ 1,169.38	\$ -	7.31%
01-40-440-500175	Training/Education/Mtgs/Travel	\$ 25,000.00	\$ 150.00	\$ 24,496.79	\$ 503.21	\$ -	2.01%
01-40-440-500180	Accrued Sick Leave Expense	\$ 65,500.00	\$ 2,345.36	\$ 38,550.61	\$ 26,949.39	\$ -	41.14%
01-40-440-500185	Accrued Vacation Leave Expense	\$ 90,000.00	\$ 5,439.45	\$ 46,252.16	\$ 43,747.84	\$ -	48.61%
01-40-440-500187	Accrued Leave Payments	\$ 79,000.00	\$ 4,786.92	\$ 23,887.30	\$ 55,112.70	\$ -	69.76%
01-40-440-500195	CIP Related Labor	\$ (40,000.00)	\$ (1,380.95)	\$ (50,635.43)	\$ 10,635.43	\$ -	-26.59%
450	Inspections Personnel						
01-40-450-500105	Labor	\$ 71,000.00	\$ (513.89)	\$ 10,004.05	\$ 60,995.95	\$ -	85.91%
01-40-450-500110	Overtime	\$ 12,000.00	\$ 234.90	\$ 2,310.82	\$ 9,689.18	\$ -	80.74%
01-40-450-500111	Double Time	\$ 4,500.00	\$ -	\$ 232.28	\$ 4,267.72	\$ -	94.84%
01-40-450-500113	Standby/On-Call	\$ 3,000.00	\$ -	\$ -	\$ 3,000.00	\$ -	100.00%
01-40-450-500115	Social Security	\$ 6,000.00	\$ (17.30)	\$ 778.38	\$ 5,221.62	\$ -	87.03%
01-40-450-500120	Medicare	\$ 1,500.00	\$ (4.05)	\$ 182.06	\$ 1,317.94	\$ -	87.86%
01-40-450-500125	Health Insurance	\$ 23,500.00	\$ (294.06)	\$ 2,946.11	\$ 20,553.89	\$ -	87.46%
01-40-450-500140	Life Insurance	\$ 500.00	\$ (2.22)	\$ 16.50	\$ 483.50	\$ -	96.70%
01-40-450-500143	EAP Program	\$ 500.00	\$ (0.58)	\$ 3.64	\$ 496.36	\$ -	99.27%
01-40-450-500145	Workers' Compensation	\$ 3,000.00	\$ (9.11)	\$ 515.28	\$ 2,484.72	\$ -	82.82%
01-40-450-500155	Retirement/CalPERS	\$ 13,000.00	\$ (24.08)	\$ 1,186.00	\$ 11,814.00	\$ -	90.88%
460	Customer Svc & Meter Reading Personnel						
01-40-460-500105	Labor	\$ 164,500.00	\$ 13,050.82	\$ 163,421.76	\$ 1,078.24	\$ -	0.66%
01-40-460-500109	FLSA Overtime	\$ 500.00	\$ -	\$ -	\$ 500.00	\$ -	100.00%
01-40-460-500110	Overtime	\$ 3,000.00	\$ 29.44	\$ 2,906.30	\$ 93.70	\$ -	3.12%
01-40-460-500111	Double Time	\$ 2,500.00	\$ -	\$ 1,549.36	\$ 950.64	\$ -	38.03%
01-40-460-500113	Standby/On-Call	\$ 3,000.00	\$ -	\$ -	\$ 3,000.00	\$ -	100.00%
01-40-460-500114	Incentive Pay	\$ 1,500.00	\$ -	\$ -	\$ 1,500.00	\$ -	100.00%
01-40-460-500115	Social Security	\$ 12,500.00	\$ 846.49	\$ 11,562.06	\$ 937.94	\$ -	7.50%
01-40-460-500120	Medicare	\$ 3,000.00	\$ 197.95	\$ 2,704.05	\$ 295.95	\$ -	9.86%
01-40-460-500125	Health Insurance	\$ 54,500.00	\$ 4,596.51	\$ 55,766.56	\$ (1,266.56)	\$ -	-2.32%
01-40-460-500140	Life Insurance	\$ 500.00	\$ 21.70	\$ 261.29	\$ 238.71	\$ -	47.74%

Account Number	Description	Budget	Period Amt	End Bal	Variance	Encumbered	% Avail/
01-40-460-500143	EAP Program	\$ 500.00	\$ 4.56	\$ 57.29	\$ 442.71	\$ -	88.54%
01-40-460-500145	Workers' Compensation	\$ 7,000.00	\$ 520.28	\$ 7,018.52	\$ (18.52)	\$ -	-0.26%
01-40-460-500155	Retirement/CalPERS	\$ 51,500.00	\$ 5,039.97	\$ 55,217.37	\$ (3,717.37)	\$ -	-7.22%
01-40-460-500165	Uniforms and Employee Benefits	\$ 3,000.00	\$ 309.24	\$ 1,048.41	\$ 1,951.59	\$ -	65.05%
01-40-460-500175	Training/Education/Mtgs/Travel	\$ 1,000.00	\$ 55.00	\$ 55.00	\$ 945.00	\$ -	94.50%
01-40-460-500180	Accrued Sick Leave Expense	\$ 7,500.00	\$ (103.24)	\$ 4,324.78	\$ 3,175.22	\$ -	42.34%
01-40-460-500185	Accrued Vacation Leave Expense	\$ 13,500.00	\$ (46.10)	\$ 11,508.54	\$ 1,991.46	\$ -	14.75%
01-40-460-500187	Accrued Leave Payments	\$ 15,000.00	\$ -	\$ -	\$ 15,000.00	\$ -	100.00%
01-40-460-500195	CIP Related Labor	\$ (41,000.00)	\$ (1,176.42)	\$ (27,666.61)	\$ (13,333.39)	\$ -	32.52%
470	Maintenance & General Plant Personnel						
01-40-470-500105	Labor	\$ 163,000.00	\$ 11,443.97	\$ 169,604.56	\$ (6,604.56)	\$ -	-4.05%
01-40-470-500109	FLSA Overtime	\$ 500.00	\$ -	\$ -	\$ 500.00	\$ -	100.00%
01-40-470-500110	Overtime	\$ 3,000.00	\$ -	\$ 1,528.66	\$ 1,471.34	\$ -	49.04%
01-40-470-500111	Double Time	\$ 1,000.00	\$ -	\$ 220.26	\$ 779.74	\$ -	77.97%
01-40-470-500113	Standby/On-Call	\$ 3,000.00	\$ -	\$ -	\$ 3,000.00	\$ -	100.00%
01-40-470-500114	Incentive Pay	\$ 1,500.00	\$ -	\$ -	\$ 1,500.00	\$ -	100.00%
01-40-470-500115	Social Security	\$ 12,000.00	\$ 836.17	\$ 11,330.51	\$ 669.49	\$ -	5.58%
01-40-470-500120	Medicare	\$ 3,000.00	\$ 195.55	\$ 2,657.73	\$ 342.27	\$ -	11.41%
01-40-470-500125	Health Insurance	\$ 63,500.00	\$ 3,517.14	\$ 47,058.70	\$ 16,441.30	\$ -	25.89%
01-40-470-500140	Life Insurance	\$ 500.00	\$ 22.92	\$ 276.73	\$ 223.27	\$ -	44.65%
01-40-470-500143	EAP Program	\$ 500.00	\$ 5.50	\$ 63.40	\$ 436.60	\$ -	87.32%
01-40-470-500145	Workers' Compensation	\$ 7,000.00	\$ 515.57	\$ 6,896.62	\$ 103.38	\$ -	1.48%
01-40-470-500155	Retirement/CalPERS	\$ 15,000.00	\$ 1,163.11	\$ 14,641.70	\$ 358.30	\$ -	2.39%
01-40-470-500165	Uniforms and Employee Benefits	\$ 2,000.00	\$ 206.16	\$ 1,309.44	\$ 690.56	\$ -	34.53%
01-40-470-500175	Training/Education/Mtgs/Travel	\$ 2,000.00	\$ -	\$ -	\$ 2,000.00	\$ -	100.00%
01-40-470-500180	Accrued Sick Leave Expenses	\$ 7,000.00	\$ 795.07	\$ 5,654.45	\$ 1,345.55	\$ -	19.22%
01-40-470-500185	Accrued Vacation Expenses	\$ 7,500.00	\$ 1,244.27	\$ 6,182.45	\$ 1,317.55	\$ -	17.57%
01-40-470-500187	Accrued Leave Payments	\$ 4,500.00	\$ -	\$ -	\$ 4,500.00	\$ -	100.00%
	OPERATIONS Personnel	\$ 4,230,000.00	\$ 261,016.09	\$ 2,967,885.69	\$ 1,262,114.31	\$ -	29.84%
410	Source of Supply Materials & Supplies						
01-40-410-501101	Electricity - Wells	\$ 2,750,000.00	\$ -	\$ 2,239,009.17	\$ 510,990.83	\$ -	18.58%
01-40-410-501201	Gas - Wells	\$ 1,000.00	\$ 15.78	\$ 165.18	\$ 834.82	\$ -	83.48%
01-40-410-510011	Treatment and Chemicals	\$ 170,000.00	\$ 2,587.50	\$ 139,102.05	\$ 30,897.95	\$ -	18.18%
01-40-410-510021	Lab Testing	\$ 80,000.00	\$ 4,400.35	\$ 71,246.12	\$ 8,753.88	\$ -	10.94%
01-40-410-510031	Small Tools, Parts, & Maint	\$ 5,000.00	\$ 119.60	\$ 4,540.00	\$ 460.00	\$ -	9.20%
01-40-410-520021	Maint & Repair-Telemetry	\$ 5,000.00	\$ 1,168.78	\$ 1,278.38	\$ 3,721.62	\$ -	74.43%
01-40-410-520061	Maint & Repair-Pumping Equip	\$ 200,000.00	\$ 17,674.22	\$ 103,568.16	\$ 96,431.84	\$ -	48.22%
01-40-410-550066	Subscriptions	\$ 500.00	\$ -	\$ 362.00	\$ 138.00	\$ -	27.60%
430	Cross-Connection/Non-Potable Water Materials & Supplies						
01-40-430-510031	Small Tools Parts & Maint	\$ 2,000.00	\$ 452.51	\$ 1,227.36	\$ 772.64	\$ -	38.63%
01-40-430-540001	Backflow Maintenance	\$ 13,000.00	\$ 2,158.65	\$ 4,643.59	\$ 8,356.41	\$ -	64.28%
01-40-430-550066	Subscriptions	\$ 3,000.00	\$ -	\$ 1,150.00	\$ 1,850.00	\$ -	61.67%

Account Number	Description	Budget	Period Amt	End Bal	Variance	Encumbered	% Avail/
440	Transmission & Distribution Materials & Supplies						
01-40-440-500178	General Safety Supplies	\$ 13,000.00	\$ 4,401.62	\$ 13,757.31	\$ (757.31)	\$ -	-5.83%
01-40-440-510031	Small Tools, Parts, & Maint	\$ 22,000.00	\$ 1,021.95	\$ 22,304.30	\$ (304.30)	\$ -	-1.38%
01-40-440-520071	Maint & Repair-Pipeline/FireHy	\$ 145,000.00	\$ 4,759.05	\$ 60,513.46	\$ 84,486.54	\$ -	58.27%
01-40-440-520081	Maint & Repair-Hydraulic Valve	\$ 35,000.00	\$ 7,320.12	\$ 7,367.41	\$ 27,632.59	\$ -	78.95%
01-40-440-530001	Minor Capital Acquisitions	\$ 30,000.00	\$ 12,952.61	\$ 19,801.13	\$ 10,198.87	\$ -	34.00%
01-40-440-540024	Inventory Adjustments	\$ 64,000.00	\$ 113.34	\$ 53,091.66	\$ 10,908.34	\$ -	17.04%
01-40-440-540036	Line Locates	\$ 4,000.00	\$ 226.45	\$ 2,611.50	\$ 1,388.50	\$ -	34.71%
01-40-440-540042	Meters Maintenance & Services	\$ 170,000.00	\$ 12,732.46	\$ 111,499.27	\$ 58,500.73	\$ 3,168.58	32.55%
01-40-440-540078	Reservoir Maintenance	\$ 52,000.00	\$ 565.47	\$ 1,535.65	\$ 50,464.35	\$ -	97.05%
470	Maintenance & General Plant Materials & Supplies						
01-40-470-501111	Electricity -560 Magnolia Ave	\$ 40,000.00	\$ -	\$ 37,757.96	\$ 2,242.04	\$ -	5.61%
01-40-470-501121	Electricity -12303 Oak Glen Rd	\$ 3,400.00	\$ 16.25	\$ (5.97)	\$ 3,405.97	\$ -	100.18%
01-40-470-501131	Electricity -13695 Oak Glen Rd	\$ 3,250.00	\$ 101.93	\$ 2,211.46	\$ 1,038.54	\$ -	31.96%
01-40-470-501141	Electricity -13697 Oak Glen Rd	\$ 4,250.00	\$ 241.85	\$ 3,414.34	\$ 835.66	\$ -	19.66%
01-40-470-501151	Electricity -9781 AveMiravilla	\$ 3,200.00	\$ -	\$ 2,342.33	\$ 857.67	\$ -	26.80%
01-40-470-501161	Electricity -815 E 12th St	\$ 14,000.00	\$ -	\$ 7,313.71	\$ 6,686.29	\$ -	47.76%
01-40-470-501171	Electricity -851 E 6th St	\$ 5,400.00	\$ -	\$ 3,263.20	\$ 2,136.80	\$ -	39.57%
01-40-470-501321	Propane -12303 Oak Glen Rd	\$ 2,000.00	\$ -	\$ -	\$ 2,000.00	\$ -	100.00%
01-40-470-501331	Propane -13695 Oak Glen Rd	\$ 3,000.00	\$ 208.14	\$ 1,049.24	\$ 1,950.76	\$ -	65.03%
01-40-470-501341	Propane -13697 Oak Glen Rd	\$ 4,000.00	\$ -	\$ 2,088.71	\$ 1,911.29	\$ -	47.78%
01-40-470-501351	Propane -9781 AveMiravilla	\$ 2,000.00	\$ 192.97	\$ 1,307.41	\$ 692.59	\$ -	34.63%
01-40-470-501411	Sanitation -560 Magnolia Ave	\$ 5,500.00	\$ 574.87	\$ 4,190.21	\$ 1,309.79	\$ -	23.81%
01-40-470-501461	Sanitation -815 E 12th Ave	\$ 7,700.00	\$ 1,077.01	\$ 5,817.49	\$ 1,882.51	\$ -	24.45%
01-40-470-501471	Sanitation -11083 Cherry Ave	\$ 8,500.00	\$ 732.64	\$ 3,526.33	\$ 4,973.67	\$ -	58.51%
01-40-470-501481	Sanitation - 39500 Brookside	\$ 8,000.00	\$ 1,029.08	\$ 4,860.60	\$ 3,139.40	\$ -	39.24%
01-40-470-501600	Property Maintenance & Repairs	\$ 4,000.00	\$ 101.09	\$ 101.09	\$ 3,898.91	\$ -	97.47%
01-40-470-501611	Maint & Repair-560 Magnolia	\$ 66,000.00	\$ 1,482.40	\$ 24,884.66	\$ 41,115.34	\$ -	62.30%
01-40-470-501621	Maint & Repair-12303 Oak Glen	\$ 30,000.00	\$ -	\$ 69.52	\$ 29,930.48	\$ -	99.77%
01-40-470-501631	Maint & Repair-13695 Oak Glen	\$ 6,000.00	\$ 1,620.00	\$ 3,337.18	\$ 2,662.82	\$ -	44.38%
01-40-470-501641	Maint & Repair-13697 Oak Glen	\$ 7,000.00	\$ 407.00	\$ 2,920.47	\$ 4,079.53	\$ -	58.28%
01-40-470-501651	Maint & Repair-9781 Avenida	\$ 7,000.00	\$ 110.00	\$ 1,430.94	\$ 5,569.06	\$ -	79.56%
01-40-470-501661	Maint & Repair-815 E 12th St	\$ 44,000.00	\$ 143.99	\$ 13,027.49	\$ 30,972.51	\$ 4,273.38	60.68%
01-40-470-501671	Maint & Repair-851 E 6th St	\$ 5,000.00	\$ 469.90	\$ 4,484.31	\$ 515.69	\$ -	10.31%
01-40-470-501681	Maint & Repair-39500 Brookside	\$ 5,000.00	\$ 1,167.77	\$ 2,676.30	\$ 2,323.70	\$ -	46.47%
01-40-470-501691	Maint & Repair-Buildings(Gen)	\$ 80,000.00	\$ 2,362.52	\$ 7,977.86	\$ 72,022.14	\$ -	90.03%
01-40-470-510001	Auto/Fuel	\$ 160,000.00	\$ 7,808.21	\$ 120,060.66	\$ 39,939.34	\$ -	24.96%
01-40-470-510002	CIP Related Fuel	\$ (10,000.00)	\$ -	\$ -	\$ (10,000.00)	\$ -	100.00%
01-40-470-520011	Maint & Repair-Safety Equip	\$ 18,000.00	\$ 7,021.89	\$ 8,499.61	\$ 9,500.39	\$ -	52.78%
01-40-470-520031	Maint & Repair-General Equip	\$ 68,000.00	\$ 418.82	\$ 62,873.84	\$ 5,126.16	\$ -	7.54%
01-40-470-520041	Maintenance & Repair-Fleet	\$ 72,000.00	\$ 5,249.28	\$ 71,745.35	\$ 254.65	\$ -	0.35%
01-40-470-520051	Maintenance & Repair-Paving	\$ 120,000.00	\$ -	\$ 77,709.76	\$ 42,290.24	\$ -	35.24%
01-40-470-520053	Maint & Repair-Paving-Beaumont	\$ 400,000.00	\$ 61,083.45	\$ 130,668.25	\$ 269,331.75	\$ -	67.33%

Account Number	Description	Budget	Period Amt	End Bal	Variance	Encumbered	% Avail/
01-40-470-540052	Encroachment Permits	\$ 40,000.00	\$ -	\$ 8,488.33	\$ 31,511.67	\$ -	78.78%
	OPERATIONS Materials & Supplies	\$ 5,000,700.00	\$ 166,291.52	\$ 3,478,866.34	\$ 1,521,833.66	\$ 7,441.96	30.28%
410	Source of Supply Services						
01-40-410-500501	State Project Water Purchases	\$ 5,586,299.00	\$ 257,754.00	\$ 3,238,284.00	\$ 2,348,015.00	\$ -	42.03%
01-40-410-540084	Regulations Mandates & Tariffs	\$ 150,000.00	\$ 707.00	\$ 74,135.73	\$ 75,864.27	\$ -	50.58%
430	Cross-Connection/Non-Potable Water Services						
01-40-430-550051	Advertising/Legal Notices	\$ 500.00	\$ -	\$ -	\$ 500.00	\$ -	100.00%
440	Transmission & Distribution Services						
01-40-440-550051	Advertising/Legal Notices	\$ 5,000.00	\$ -	\$ 1,139.20	\$ 3,860.80	\$ -	77.22%
01-40-440-500190	Temporary Labor	\$ 40,000.00	\$ 4,380.20	\$ 24,250.38	\$ 15,749.62	\$ -	39.37%
470	Maintenance & General Plant Services						
01-40-470-540030	Landscape Maintenance	\$ 82,000.00	\$ 5,040.00	\$ 23,777.95	\$ 58,222.05	\$ -	71.00%
01-40-470-540072	NCRF, Canyons, & Pond Maint	\$ 185,000.00	\$ 6,791.89	\$ 150,179.17	\$ 34,820.83	\$ -	18.82%
	OPERATIONS Services	\$ 6,048,799.00	\$ 274,673.09	\$ 3,511,766.43	\$ 2,537,032.57	\$ -	41.94%
Expense Total	OPERATIONS	\$ 15,279,499.00	\$ 701,980.70	\$ 9,958,518.46	\$ 5,320,980.54	\$ 7,441.96	34.78%
50	GENERAL						
01-50-510-500112	Stipend-Association Mtg Attend	\$ 1,000.00	\$ -	\$ 525.00	\$ 475.00	\$ -	47.50%
	Personnel	\$ 1,000.00	\$ -	\$ 525.00	\$ 475.00	\$ -	47.50%
01-50-510-502001	Rents/Leases	\$ 35,000.00	\$ 2,896.00	\$ 29,592.00	\$ 5,408.00	\$ -	15.45%
01-50-510-510031	Small Tools, Parts, & Maint	\$ 1,000.00	\$ -	\$ 536.24	\$ 463.76	\$ -	46.38%
01-50-510-540066	Property Damage and Theft	\$ 27,000.00	\$ 344.50	\$ 5,985.41	\$ 21,014.59	\$ -	77.83%
01-50-510-550040	General Supplies	\$ 18,000.00	\$ 375.39	\$ 8,104.19	\$ 9,895.81	\$ -	54.98%
01-50-510-550060	Public Ed/Community Outreach	\$ 12,500.00	\$ 800.85	\$ 6,070.79	\$ 6,429.21	\$ -	51.43%
01-50-510-550072	Miscellaneous Operating Exp	\$ 1,000.00	\$ -	\$ -	\$ -	\$ -	0.00%
01-50-510-550074	Disaster Prepared Ongoing Exp	\$ 11,000.00	\$ -	\$ 1,445.00	\$ 9,555.00	\$ -	86.86%
	General Materials & Supplies	\$ 105,500.00	\$ 4,416.74	\$ 51,733.63	\$ 52,766.37	\$ -	50.02%
01-50-510-550096	Beaumont Basin Watermaster	\$ 127,000.00	\$ 2,063.50	\$ 45,290.39	\$ 81,709.61	\$ -	64.34%
01-50-510-550097	SAWPA Basin Monitoring Program	\$ 30,000.00	\$ 2,373.68	\$ 26,403.93	\$ 3,596.07	\$ -	11.99%
	General Services	\$ 157,000.00	\$ 4,437.18	\$ 71,694.32	\$ 85,305.68	\$ -	54.33%
Expense Total	GENERAL	\$ 263,500.00	\$ 8,853.92	\$ 123,952.95	\$ 138,547.05	\$ -	52.58%
Expense Total	ALL EXPENSES	\$ 25,436,199.00	\$ 1,376,973.09	\$ 17,539,841.38	\$ 7,895,357.62	\$ 8,745.50	31.01%



**Beaumont-Cherry Valley Water District
Finance and Audit Committee Meeting
January 2, 2025**

Item 4b

STAFF REPORT

TO: Finance and Audit Committee
FROM: William Clayton, Finance Manager
SUBJECT: **November 30, 2024 Cash and Investment Balance Report**

Staff Recommendation

Approve the November 30, 2024, Cash Balance and Investment Report.

Summary

Attached is the Cash and Investment Report as of November 30, 2024. The District's total invested cash and marketable securities have a market value of \$86,128,367.23.

Analysis

The attached reports include the following elements following 5045.17 Investment Reporting:

- a. Listing of individual securities held at the end of the reporting period;
- b. Cost and market value of all securities, including realized and unrealized market value gains or losses per GASB requirements;
- c. Average weighted yield to maturity of the portfolio;
- d. Listing of investment by maturity date;
- e. Percentage of the total portfolio, which each type of investment represents;
- f. Statement of compliance with Investment Policy, including an explanation of any compliance exceptions (CGC Section 53646); and
- g. Certification of sufficient liquidity to meet budgeted expenditures over the ensuing six months (CGC Section 53646)

Investments, in type, maturity, and percentage of the total portfolio, follow the existing Board approved investment policy.

The weighted average maturity (WAM) of the portfolio is 486 days. The maximum WAM allowed by the Investment Policy is 1,825 days. The current portfolio and expected revenue cash flow will be sufficient to meet budgeted expenditure requirements for the next six months and the foreseeable future.

Attachment(s)

1. November 30, 2024, Cash Balance and Investment Report
2. Local Agency Investment Fund November 2024 Statement
3. Chandler Asset Management Portfolio Summary as of November 30, 2024
4. Chandler Asset Management Statement of Compliance as of November 30, 2024
5. Chandler Asset Management Holdings Report as of November 30, 2024
6. Chandler Asset Management Income Earned Report as of November 30, 2024

Staff Report prepared by Melissa Rodriguez-Elizondo, Management Analyst II

Attachment 1



**Beaumont-Cherry Valley Water District
Cash Balance & Investment Report ⁽¹⁾
As of November 30, 2024**

Account Name	Account Ending #	Balance	Cash Balance Per Account	
			Prior Month Balance	Difference
Wells Fargo				
General	4152	\$2,318,416.46	\$1,448,402.22	\$870,014.24
Total Cash		\$ 2,318,416.46	\$ 1,448,402.22	\$ 870,014.24

Investment Summary

Account Name	Market Value	Prior Month Balance	Difference	Actual % of Total	Rate	Current Period Income	Income Year-to-Date ⁽³⁾
Ca. State Treasurer's Office: Local Agency Investment Fund	\$43,889,106.89	\$43,889,106.89	\$0.00	52%	4.43%	\$0.00	\$1,472,674.94
CalTRUST Short Term Fund	\$0.00	\$0.00 ⁽⁴⁾	\$0.00	0%	4.68%	\$0.00	\$0.00
Chandler Investment Services	\$39,920,843.88 ⁽²⁾	\$39,769,499.94	\$151,343.94	48%	4.39%	\$112,692.81	\$1,383,721.30
Total Investments	\$83,809,950.77	\$83,658,606.83	\$151,343.94				\$2,856,396.24
Total Cash & Investments	\$ 86,128,367.23	\$ 85,107,009.05	\$ 1,021,358.18				

Account Name	Book Value	Prior Month Balance	Difference
Chandler Investment Services	\$39,675,008.69 ⁽²⁾	\$39,537,371.64	\$137,637.05
Book - MV	\$ (245,835.19)	\$ (232,128.30)	\$137,637.05

The investments above are in accordance with the District's investment policy. William Clayton William Clayton, Finance Manager

BCVWD will be able to meet its cash flow obligations for the next 6 months. Sylvia Molina Sylvia Molina, Assistant Director of Finance and Administration

The investments above have been reviewed by the General Manager. Daniel K. Jagers Daniel K. Jagers, General Manager

(1) All investments held are compliance with the District's Investment Policy pertaining to maximum specified percentages of the District's portfolio, maturity, and par amount.
 (2) Market Value is the value of the investment if sold at the end of the period. Book Value is the value of the investment is held until maturity.
 (3) Income Year-to-Date is based on Income Earned for each reporting period in total prior to the application of bank fees.
 (4) Redemption of full investment March 2022.

California State Treasurer
Fiona Ma, CPA



Local Agency Investment Fund
P.O. Box 942809
Sacramento, CA 94209-0001
(916) 653-3001

December 04, 2024

[LAIF Home](#)
[PMIA Average Monthly Yields](#)

BEAUMONT-CHERRY VALLEY WATER DISTRICT

TREASURER
P.O. BOX 2037
BEAUMONT, CA 92223

[Tran Type Definitions](#)

████████████████████
November 2024 Statement

Account Summary

Total Deposit:	0.00	Beginning Balance:	43,889,106.89
Total Withdrawal:	0.00	Ending Balance:	43,889,106.89



PORTFOLIO SUMMARY

Beaumont-Cherry Valley Water District | ██████████ | As of November 30, 2024

Portfolio Characteristics

Average Modified Duration	1.77
Average Coupon	3.62%
Average Purchase YTM	4.10%
Average Market YTM	4.39%
Average Quality	AA
Average Final Maturity	2.10
Average Life	1.82

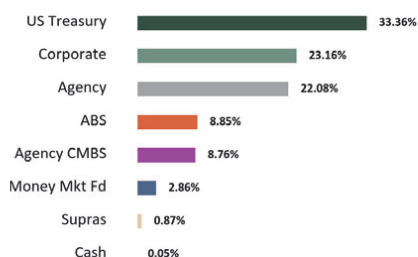
Account Summary

	Beg. Values as of 11/01/2024	End Values as of 11/30/2024
Market Value	39,515,672.88	39,673,954.82
Accrued Interest	253,827.06	246,889.06
Total Market Value	39,769,499.94	39,920,843.88
Income Earned	133,818.23	116,067.41
Cont/WD	0.00	0.00
Par	39,803,525.53	39,922,741.13
Book Value	39,537,371.64	39,675,008.69
Cost Value	39,171,952.19	39,323,672.14

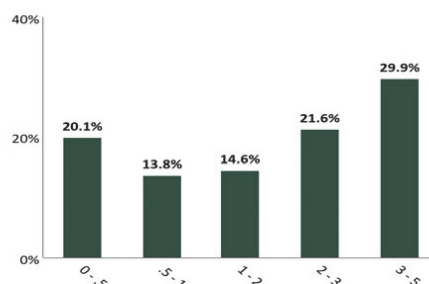
Top Issuers

United States	33.36%
Farm Credit System	13.05%
FHLMC	8.76%
Federal Home Loan Banks	7.81%
First American Govt Oblig fund	2.86%
FNMA	1.22%
Honda Auto Receivables Owner Trust	1.21%
PACCAR Inc	1.19%

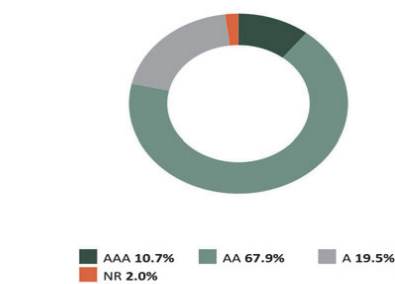
Sector Allocation



Maturity Distribution



Credit Quality



*See Footnote

Performance Review

Total Rate of Return	1M	3M	YTD	1YR	2YRS	3YRS	5YRS	10YRS	Since Inception (04/01/22)
Beaumont-Cherry Valley WD	0.39%	0.60%	4.31%	5.48%	4.65%	--	--	--	3.21%
Benchmark Return*	0.29%	0.51%	3.84%	5.00%	4.15%	--	--	--	2.50%

*Periods over 1 year are annualized.

Benchmark: ICE BofA 1-3 Year US Treasury Index Secondary Benchmark:

The credit quality is a weighted average calculation of the highest of S&P, Moody's' and Fitch

Execution Time: 12/06/2024 04:03:52 PM

Chandler Asset Management | info@chandlerasset.com | www.chandlerasset.com | 800.317.4747

CONFIDENTIAL | 2

STATEMENT OF COMPLIANCE

BCVWD Consolidated | ██████████ | As of November 30, 2024

Rules Name	Limit	Actual	Compliance Status	Notes
AGENCY MORTGAGE SECURITIES (CMOS)				
Max % (MV; ABS, CMO, & MBS)	20.0	8.3	Compliant	
Max Maturity (Years)	5.0	4.2	Compliant	
Min Rating (AA- by 1)	0.0	0.0	Compliant	
ASSET-BACKED SECURITIES (ABS)				
Max % (MV; ABS, CMO & MBS)	20.0	8.3	Compliant	
Max % Issuer (MV)	5.0	0.5	Compliant	
Max Maturity (Years)	5	4	Compliant	
Min Rating (AA- by 1)	0.0	0.0	Compliant	
BANKERS' ACCEPTANCES				
Max % (MV)	40.0	0.0	Compliant	
Max % Issuer (MV)	5.0	0.0	Compliant	
Max Maturity (Days)	180	0.0	Compliant	
Min Rating (A-1 by 1)	0.0	0.0	Compliant	
CERTIFICATE OF DEPOSIT PLACEMENT SERVICE (CDARS)				
Max % (MV)	50.0	0.0	Compliant	
COLLATERALIZED TIME DEPOSITS (NON-NEGOTIABLE CD/TD)				
Max % Issuer (MV)	5.0	0.0	Compliant	
COMMERCIAL PAPER				
Max % (MV)	25.0	0.0	Compliant	
Max % Issuer (MV)	5.0	0.0	Compliant	
Max Maturity (Days)	270	0.0	Compliant	
Min Rating (A-1 by 1 or A- by 1)	0.0	0.0	Compliant	
CORPORATE MEDIUM TERM NOTES				
Max % (MV)	30.0	11.0	Compliant	
Max % Issuer (MV)	5.0	0.6	Compliant	
Max Maturity (Years)	5	4	Compliant	
Min Rating (A- by 1)	0.0	0.0	Compliant	
FEDERAL AGENCIES				
Max % (MV)	100.0	10.4	Compliant	
Max Maturity (Years)	5	3	Compliant	
LOCAL GOVERNMENT INVESTMENT POOL (LGIP)				
Min Rating (AA- by 1)	0.0	0.0	Compliant	

STATEMENT OF COMPLIANCE



BCVWD Consolidated | ██████████ | As of November 30, 2024

Rules Name	Limit	Actual	Compliance Status	Notes
MONEY MARKET MUTUAL FUNDS				
Max % (MV)	20.0	1.4	Compliant	
Min Rating (AAA by 2)	0.0	0.0	Compliant	
MORTGAGE-BACKED SECURITIES (NON-AGENCY)				
Max % (MV)	20.0	0.0	Compliant	
Max % Issuer (MV)	5.0	0.0	Compliant	
Max Maturity (Years)	5.0	0.0	Compliant	
Min Rating (AA- by 1)	0.0	0.0	Compliant	
MUNICIPAL SECURITIES (CA, LOCAL AGENCY)				
Max % Issuer (MV)	5.0	0.0	Compliant	
Max Maturity (Years)	5	0.0	Compliant	
MUNICIPAL SECURITIES (CA, OTHER STATES)				
Max % Issuer (MV)	5.0	0.0	Compliant	
Max Maturity (Years)	5	0.0	Compliant	
NEGOTIABLE CERTIFICATES OF DEPOSIT (NCD)				
Max % (MV)	30.0	0.0	Compliant	
Max % Issuer (MV)	5.0	0.0	Compliant	
Max Maturity (Years)	5	0.0	Compliant	
REPURCHASE AGREEMENTS				
Max % (MV)	10.0	0.0	Compliant	
Max Maturity (Years)	1.0	0.0	Compliant	
REVERSE REPURCHASE AGREEMENTS				
Max % (MV)	20.0	0.0	Compliant	
Max Maturity (Days)	92.0	0.0	Compliant	
SUPRANATIONAL OBLIGATIONS				
Max % (MV)	30.0	0.4	Compliant	
Max % Issuer (MV)	5.0	0.4	Compliant	
Max Maturity (Years)	5	3	Compliant	
Min Rating (AA- by 1)	0.0	0.0	Compliant	
U.S. TREASURIES				
Max % (MV)	100.0	15.8	Compliant	
Max Maturity (Years)	5	4	Compliant	

Attachment 5

HOLDINGS REPORT



Beaumont-Cherry Valley Water District | [REDACTED] | As of November 30, 2024

Cusip	Security Description	Par Value/ Units	Purchase Date Purchase Yield	Cost Value Book Value	Mkt Price Mkt YTM	Market Value Accrued Int.	% of Port. Gain/Loss	Moody's/ S&P/ Fitch	Maturity Duration
ABS									
05593AAC3	BMWLT 2023-1 A3 5.16 11/25/2025	18,197.47	02/07/2023 5.43%	18,197.03 18,197.31	100.08 4.63%	18,212.02 15.65	0.05% 14.71	Aaa/AAA NA	0.99 0.14
47789QAC4	JDOT 2021-B A3 0.52 03/16/2026	17,934.06	05/02/2022 3.81%	16,995.33 17,644.49	99.24 5.06%	17,797.39 4.14	0.04% 152.91	Aaa/NA AAA	1.29 0.17
89238JAC9	TAOT 2021-D A3 0.71 04/15/2026	8,475.38	12/14/2022 5.27%	7,981.76 8,273.86	99.07 5.14%	8,396.80 2.67	0.02% 122.94	NA/AAA AAA	1.37 0.21
43815PAC3	HAROT 2022-2 A3 3.73 07/20/2026	28,805.18	08/15/2022 3.87%	28,803.47 28,804.55	99.56 4.75%	28,678.77 38.80	0.07% (125.78)	NA/AAA AAA	1.64 0.44
89238FAD5	TAOT 2022-B A3 2.93 09/15/2026	93,906.03	-- 3.31%	93,240.65 93,651.47	99.27 4.84%	93,224.65 122.29	0.23% (426.82)	Aaa/AAA NA	1.79 0.38
362585AC5	GMCAR 2022-2 A3 3.1 02/16/2027	20,207.69	04/05/2022 3.16%	20,203.46 20,206.17	99.27 4.79%	20,060.32 26.10	0.05% (145.85)	Aaa/AAA NA	2.21 0.43
47800AAC4	JDOT 2022-B A3 3.74 02/16/2027	74,612.59	07/12/2022 3.77%	74,605.47 74,609.59	99.39 4.94%	74,154.77 124.02	0.19% (454.82)	Aaa/NA AAA	2.21 0.52
05611UAD5	BMWLT 2024-1 A3 4.98 03/25/2027	300,000.00	06/20/2024 5.40%	298,406.25 298,664.23	100.55 4.55%	301,657.77 249.00	0.76% 2,993.54	Aaa/AAA NA	2.31 1.15
89231CAD9	TAOT 2022-C A3 3.76 04/15/2027	106,509.99	08/08/2022 3.80%	106,492.20 106,501.27	99.48 4.72%	105,950.91 177.99	0.27% (550.36)	NA/AAA AAA	2.37 0.57
36265WAD5	GMCAR 2022-3 A3 3.64 04/16/2027	35,899.43	07/06/2022 3.93%	35,899.18 35,899.33	99.48 4.87%	35,712.60 54.45	0.09% (186.73)	Aaa/NA AAA	2.38 0.43
43815JAC7	HAROT 2023-1 A3 5.04 04/21/2027	50,000.00	02/16/2023 5.09%	49,990.71 49,994.67	100.26 4.71%	50,131.61 70.00	0.13% 136.94	Aaa/NA AAA	2.39 0.69
02582JIT8	AMXCA 2022-2 A 3.39 05/17/2027	235,000.00	05/17/2022 3.42%	234,948.02 234,988.62	99.44 4.69%	233,683.65 354.07	0.59% (1,304.97)	NA/AAA AAA	0.45 0.44
47800BAC2	JDOT 2022-C A3 5.09 06/15/2027	168,226.51	10/12/2022 3.29%	168,213.45 168,219.79	100.23 4.79%	168,607.44 380.57	0.42% 387.65	Aaa/NA AAA	2.54 0.63
36269WAD1	GMALT 2024-2 A3 5.39 07/20/2027	140,000.00	05/07/2024 5.85%	139,991.87 139,993.27	101.09 4.63%	141,523.77 230.57	0.36% 1,530.51	NA/AAA AAA	2.64 1.33
58770AAC7	MBART 2023-1 A3 4.51 11/15/2027	108,747.80	01/18/2023 4.56%	108,734.75 108,739.78	99.89 4.71%	108,628.19 217.98	0.27% (111.59)	NA/AAA AAA	2.96 0.71
437918AC9	HAROT 2024-1 A3 5.21 08/15/2028	290,000.00	02/13/2024 5.27%	289,987.39 289,989.58	101.05 4.55%	293,045.81 671.51	0.74% 3,056.23	Aaa/AAA NA	3.71 1.46
161571HT4	CHAIT 2023-1 A 5.16 09/15/2028	410,000.00	09/07/2023 5.17%	409,886.35 409,913.91	101.24 4.48%	415,084.45 940.27	1.05% 5,170.54	NR/AAA AAA	3.79 1.67

HOLDINGS REPORT



Beaumont-Cherry Valley Water District | ██████████ | As of November 30, 2024

Cusip	Security Description	Par Value/ Units	Purchase Date Purchase Yield	Cost Value Book Value	Mkt Price Mkt YTM	Market Value Accrued Int.	% of Port. Gain/Loss	Moody's/ S&P/ Fitch	Maturity Duration
47800RAD5	JDOT 2024 A3 4.96 11/15/2028	95,000.00	03/11/2024 5.12%	94,994.68 94,995.48	100.91 4.40%	95,864.02 209.42	0.24% 868.53	Aaa/NA AAA	3.96 1.48
437930AC4	HONDO-242-A3 5.27 11/20/2028	105,000.00	05/14/2024 5.27%	104,987.24 104,988.75	101.34 4.53%	106,402.21 199.82	0.27% 1,413.47	NA/AAA AAA	3.97 1.66
448973AD9	HART 2024-A A3 4.99 02/15/2029	155,000.00	03/11/2024 5.05%	154,965.82 154,970.70	100.79 4.58%	156,231.58 343.76	0.39% 1,260.88	NA/AAA AAA	4.21 1.72
096919AD7	BMWOT 2024-A A3 5.18 02/26/2029	375,000.00	-- 5.24%	377,153.11 377,137.92	101.30 4.44%	379,877.59 323.75	0.96% 2,739.67	Aaa/AAA AAA	4.24 1.62
47786WAD2	JDOT 2024-B A3 5.2 03/15/2029	100,000.00	06/11/2024 5.26%	99,980.45 99,982.32	101.53 4.43%	101,532.46 231.11	0.26% 1,550.14	Aaa/NA AAA	4.29 1.84
05522RDJ4	BACCT 2024-1 A 4.93 05/15/2029	195,000.00	06/06/2024 4.93%	194,989.06 194,990.14	101.18 4.46%	197,296.24 427.27	0.50% 2,306.10	Aaa/AAA NA	4.45 2.26
89239TAD4	TAOT 2024-D A3 4.4 06/15/2029	125,000.00	10/10/2024 4.44%	124,993.03 124,993.21	99.96 4.46%	124,945.94 244.44	0.31% (47.28)	Aaa/AAA NA	4.54 2.20
34535VAD6	FORDO 2024-D 4.61 08/15/2029	235,000.00	11/19/2024 4.66%	234,992.46 234,992.50	100.33 4.51%	235,764.97 270.84	0.59% 772.47	Aaa/NA AAA	4.71 2.21
Total ABS		3,491,522.14	4.77%	3,491,342.88	4.57%	3,512,465.93 5,930.49	8.85% 21,123.05	Aaa/AAA AAA	3.30 1.36

AGENCY									
3130AQM1	FEDERAL HOME LOAN BANKS 1.25 01/27/2025	150,000.00	04/18/2022 2.73%	144,043.95 149,665.19	99.48 4.66%	149,218.70 645.83	0.38% (446.49)	Aaa/AA+ AA+	0.16 0.15
3135G05X7	FEDERAL NATIONAL MORTGAGE ASSOCIATION 0.375 08/25/2025	500,000.00	06/22/2022 3.24%	456,750.00 490,036.45	97.14 4.40%	485,696.57 500.00	1.22% (4,339.89)	Aaa/AA+ AA+	0.73 0.71
3133EPW68	FEDERAL FARM CREDIT BANKS FUNDING CORP 4.125 01/22/2026	600,000.00	01/24/2024 4.40%	596,940.00 598,247.23	99.79 4.31%	598,753.11 8,868.75	1.51% 505.88	Aaa/AA+ AA+	1.15 1.09
3133EPBJ3	FEDERAL FARM CREDIT BANKS FUNDING CORP 4.375 02/23/2026	725,000.00	02/21/2023 4.50%	722,426.25 723,945.61	100.08 4.30%	725,590.99 8,634.55	1.83% 1,645.38	Aaa/AA+ AA+	1.23 1.17
3130ALEM2	FEDERAL HOME LOAN BANKS 0.79 02/25/2026	400,000.00	05/12/2022 2.93%	369,200.00 389,963.29	95.72 4.40%	382,869.59 842.67	0.97% (7,093.70)	Aaa/AA+ AA+	1.24 1.20
3133EPCF0	FEDERAL FARM CREDIT BANKS FUNDING CORP 4.5 03/02/2026	750,000.00	03/23/2023 3.97%	760,837.50 754,601.40	100.24 4.30%	751,766.04 8,343.75	1.89% (2,835.36)	Aaa/AA+ AA+	1.25 1.19
3130AXU63	FEDERAL HOME LOAN BANKS 4.625 11/17/2026	475,000.00	12/18/2023 4.23%	480,111.00 478,439.36	101.01 4.08%	479,777.14 854.34	1.21% 1,337.78	Aaa/AA+ AA+	1.96 1.85

HOLDINGS REPORT



Beaumont-Cherry Valley Water District | ██████████ | As of November 30, 2024

Cusip	Security Description	Par Value/ Units	Purchase Date Purchase Yield	Cost Value Book Value	Mkt Price Mkt YTM	Market Value Accrued Int.	% of Port. Gain/Loss	Moody's/ S&P/ Fitch	Maturity Duration
3133EPK79	FEDERAL FARM CREDIT BANKS FUNDING CORP 4.375 12/07/2026	475,000.00	12/18/2023 4.22%	476,961.75 476,331.96	100.22 4.26%	476,059.86 10,044.27	1.20% (272.10)	Aaa/AA+ AA+	2.02 1.87
3130A9YY1	FEDERAL HOME LOAN BANKS 2.125 12/11/2026	900,000.00	11/28/2023 4.60%	837,477.00 858,242.76	95.43 4.51%	858,857.01 9,031.25	2.16% 614.25	Aaa/AA+ AA+	2.03 1.93
3133EP6K6	FEDERAL FARM CREDIT BANKS FUNDING CORP 4.5 03/26/2027	750,000.00	03/25/2024 4.45%	751,087.50 750,839.21	100.62 4.21%	754,633.22 6,093.75	1.90% 3,794.00	Aaa/AA+ AA+	2.32 2.16
3130B0TY5	FEDERAL HOME LOAN BANKS 4.75 04/09/2027	465,000.00	04/10/2024 4.85%	463,772.40 464,035.22	101.47 4.08%	471,852.51 3,190.42	1.19% 7,817.30	Aaa/AA+ AA+	2.36 2.20
3133EPBM6	FEDERAL FARM CREDIT BANKS FUNDING CORP 4.125 08/23/2027	750,000.00	02/21/2023 4.26%	745,935.00 747,536.74	99.80 4.20%	748,477.87 8,421.88	1.89% 941.13	Aaa/AA+ AA+	2.73 2.52
3133EPGW9	FEDERAL FARM CREDIT BANKS FUNDING CORP 3.875 04/25/2028	800,000.00	04/24/2023 3.76%	804,016.00 802,727.89	99.01 4.19%	792,062.73 3,100.00	2.00% (10,665.16)	Aaa/AA+ AA+	3.40 3.14
3133EPUN3	FEDERAL FARM CREDIT BANKS FUNDING CORP 4.5 08/28/2028	325,000.00	08/28/2023 4.47%	325,289.25 325,216.38	101.09 4.18%	328,536.48 3,778.13	0.83% 3,320.09	Aaa/AA+ AA+	3.74 3.38
3130AWTR1	FEDERAL HOME LOAN BANKS 4.375 09/08/2028	750,000.00	09/12/2023 4.49%	746,200.50 747,126.90	100.76 4.15%	755,730.14 7,565.10	1.90% 8,603.24	Aaa/AA+ AA+	3.77 3.41
Total Agency		8,815,000.00	4.18%	8,681,048.10 8,756,955.60	99.41 4.27%	8,759,881.96 79,914.68	22.08% 2,926.37	Aaa/AA+ AA+	2.14 1.98

AGENCY CMBS									
3137BFXT3	FHMS K-042 A2 2.67 12/25/2024	36,420.11	06/22/2022 3.47%	35,697.40 36,420.11	99.67 4.87%	36,299.01 81.03	0.09% (121.10)	Aaa/AA+ AA+	0.07 0.07
3137BHCY1	FHMS K-044 A2 2.811 01/25/2025	268,208.04	06/16/2022 3.71%	262,047.63 268,001.36	99.57 4.49%	267,062.65 628.28	0.67% (938.70)	Aaa/AA+ AAA	0.15 0.14
3137F4WZ1	FHMS K-731 A2 3.6 02/25/2025	220,966.70	05/03/2022 3.03%	223,487.10 221,112.79	99.58 4.90%	220,033.80 662.90	0.55% (1,078.99)	Aaa/AA+ AAA	0.24 0.14
3137BM7C4	FHMS K-051 A2 3.308 09/25/2025	387,659.65	05/18/2022 3.07%	389,628.24 388,110.27	98.90 4.62%	383,393.69 1,068.65	0.97% (4,716.58)	Aaa/AA+ AAA	0.82 0.69
3137BNGT5	FHMS K-054 A2 2.745 01/25/2026	350,000.00	12/15/2022 4.28%	334,742.19 344,546.85	98.03 4.59%	343,106.54 800.63	0.86% (1,440.31)	Aaa/AA+ AAA	1.15 0.99
3137FQXJ7	FHMS K-737 A2 2.525 10/25/2026	250,000.00	12/12/2023 4.77%	235,546.88 240,529.74	96.56 4.50%	241,405.68 526.04	0.61% 875.94	Aaa/AA+ AAA	1.90 1.69

HOLDINGS REPORT



Beaumont-Cherry Valley Water District | [REDACTED] | As of November 30, 2024

Cusip	Security Description	Par Value/ Units	Purchase Date Purchase Yield	Cost Value Book Value	Mkt Price Mkt YTM	Market Value Accrued Int.	% of Port. Gain/Loss	Moody's/ S&P/ Fitch	Maturity Duration
3137BTUM1	FHMS K-061 A2 3.347 11/25/2026	537,388.68	04/23/2024 5.17%	514,528.68 519,976.27	97.72 4.54%	525,147.50 1,498.87	1.32% 5,171.23	Aaa/AA+ AAA	1.99 1.78
3137F2LJ3	FHMS K-066 A2 3.117 06/25/2027	350,000.00	04/18/2024 5.06%	330,654.30 334,441.55	96.83 4.45%	338,893.21 909.13	0.85% 4,451.65	Aaa/AA+ AAA	2.57 2.29
3137FBBX3	FHMS K-068 A2 3.244 08/25/2027	600,000.00	10/27/2023 5.24%	559,078.13 570,936.51	96.90 4.44%	581,392.14 1,622.00	1.47% 10,455.63	Aaa/AA+ AA+	2.73 2.50
3137FETN0	FHMS K-073 A2 3.35 01/25/2028	130,000.00	07/10/2023 4.67%	123,083.59 125,230.94	96.82 4.43%	125,861.62 362.92	0.32% 630.68	Aaa/AA+ AAA	3.15 2.83
3137H5YC5	FHMS K-748 A2 2.26 01/25/2029	450,000.00	09/24/2024 3.79%	422,912.11 424,042.95	91.82 4.47%	413,177.00 847.50	1.04% (10,865.95)	Aaa/AA+ AAA	4.15 3.79
Total Agency CMBS		3,580,643.19	4.38%	3,431,406.24 3,473,349.34	97.12 4.53%	3,475,772.84 9,007.94	8.76% 2,423.50	Aaa/AA+ AAA	1.98 1.77
CASH									
CCYUSD	Receivable	19,019.61	-- 0.00%	19,019.61 19,019.61	1.00 0.00%	19,019.61 0.00	0.05% 0.00	Aaa/AAA AAA	0.00 0.00
Total Cash		19,019.61	0.00%	19,019.61	1.00 0.00%	19,019.61 0.00	0.05% 0.00	Aaa/AAA AAA	0.00 0.00
CORPORATE									
89236TJT3	TOYOTA MOTOR CREDIT CORP 1.45 01/13/2025	150,000.00	04/18/2022 2.99%	143,931.00 149,738.77	99.62 4.82%	149,423.38 833.75	0.38% (315.39)	A1/A+ A+	0.12 0.11
00440EAS6	CHUBB INA HOLDINGS LLC 3.15 03/15/2025	450,000.00	-- 3.67%	443,992.50 449,370.41	99.50 4.88%	447,757.49 2,992.50	1.13% (1,612.92)	A2/A A	0.29 0.28
69371RR73	PACCAR FINANCIAL CORP 2.85 04/07/2025	120,000.00	03/31/2022 2.86%	119,968.80 119,996.39	99.36 4.71%	119,228.37 513.00	0.30% (768.02)	A1/A+ NA	0.35 0.34
023135CE4	AMAZON.COM INC 3.0 04/13/2025	450,000.00	-- 3.21%	447,451.25 449,662.62	99.40 4.66%	447,295.46 1,800.00	1.13% (2,367.16)	A1/AA AA-	0.37 0.36
78016EZ59	ROYAL BANK OF CANADA 3.375 04/14/2025	400,000.00	-- 3.64%	397,033.20 399,630.28	99.52 4.68%	398,085.38 1,762.50	1.00% (1,544.90)	A1/A AA-	0.37 0.36
06406RBC0	BANK OF NEW YORK MELLON CORP 3.35 04/25/2025	400,000.00	-- 3.27%	400,918.40 400,098.10	99.41 4.84%	397,644.38 1,340.00	1.00% (2,453.73)	Aa3/A AA-	0.40 0.39
808513AX3	CHARLES SCHWAB CORP 3.85 05/21/2025	450,000.00	06/22/2022 3.80%	450,561.98 450,061.75	99.54 4.85%	447,922.69 481.25	1.13% (2,139.06)	A2/A- A	0.47 0.46

HOLDINGS REPORT



Beaumont-Cherry Valley Water District | [REDACTED] | As of November 30, 2024

Cusip	Security Description	Par Value/ Units	Purchase Date Purchase Yield	Cost Value Book Value	Mkt Price Mkt YTM	Market Value Accrued Int.	% of Port. Gain/Loss	Moody's/ S&P/ Fitch	Maturity Duration
63743HFE7	NATIONAL RURAL UTILITIES COOPERATIVE FINANCE CORP 3.45 06/15/2025	60,000.00	04/27/2022 3.46%	59,983.80 59,997.21	99.28 4.83%	59,566.90 954.50	0.15% (430.31)	A2/A- A	0.54 0.52
26442UAA2	DUKE ENERGY PROGRESS LLC 3.25 08/15/2025	400,000.00	-- 3.26%	399,859.00 399,956.89	99.02 4.68%	396,084.14 3,827.78	1.00% (3,872.75)	Aa3/A WR	0.71 0.68
89236TKF1	TOYOTA MOTOR CREDIT CORP 3.65 08/18/2025	180,000.00	08/15/2022 3.68%	179,838.00 179,961.57	99.38 4.54%	178,881.35 1,879.75	0.45% (1,080.22)	A1/A+ A+	0.71 0.69
931142EW9	WALMART INC 3.9 09/09/2025	100,000.00	09/06/2022 3.92%	99,930.00 99,981.99	99.61 4.42%	99,607.63 888.33	0.25% (374.36)	Aa2/AA AA	0.77 0.74
437076CR1	HOME DEPOT INC 4.0 09/15/2025	450,000.00	09/14/2022 4.11%	448,560.00 449,620.22	99.60 4.51%	448,221.63 3,800.00	1.13% (1,398.59)	A2/A A	0.79 0.76
63743HFF4	NATIONAL RURAL UTILITIES COOPERATIVE FINANCE CORP 5.45 10/30/2025	145,000.00	10/20/2022 5.50%	144,805.70 144,940.91	100.82 4.52%	146,183.50 680.49	0.37% 1,242.59	A2/A- A	0.91 0.88
756109BE3	REALTY INCOME CORP 4.625 11/01/2025	400,000.00	09/20/2022 4.64%	399,764.00 399,930.40	99.89 4.75%	399,543.77 1,541.67	1.01% (386.63)	A3/A- NA	0.92 0.88
637432NG6	NATIONAL RURAL UTILITIES COOPERATIVE FINANCE CORP 3.25 11/01/2025	60,000.00	04/14/2022 3.31%	59,880.00 59,968.89	98.80 4.60%	59,279.68 162.50	0.15% (689.20)	A1/A- A+	0.92 0.89
14913R3B1	CATERPILLAR FINANCIAL SERVICES CORP 4.8 01/06/2026	370,000.00	01/20/2023 4.35%	374,554.70 371,694.28	100.38 4.44%	371,389.25 7,153.33	0.94% (305.03)	A2/A A+	1.10 1.04
69371RS56	PACCAR FINANCIAL CORP 5.05 08/10/2026	350,000.00	12/18/2023 4.56%	354,242.00 352,715.06	100.98 4.44%	353,431.04 5,449.79	0.89% 715.99	A1/A+ NA	1.69 1.58
713448FW3	PEPSICO INC 5.125 11/10/2026	150,000.00	11/08/2023 5.13%	149,959.50 149,973.80	101.39 4.37%	152,087.96 448.44	0.38% 2,114.16	A1/A+ NA	1.94 1.75
17275RBQ4	CISCO SYSTEMS INC 4.8 02/26/2027	455,000.00	-- 4.82%	454,803.50 454,853.00	100.94 4.35%	459,266.84 5,763.33	1.16% 4,413.84	A1/AA- NA	2.24 2.00
857477CL5	STATE STREET CORP 4.993 03/18/2027	440,000.00	03/13/2024 4.99%	440,000.00 440,000.00	101.08 4.49%	444,762.67 4,454.87	1.12% 4,762.67	Aa3/A AA-	2.30 2.05
89115A2W1	TORONTO-DOMINION BANK 4.98 04/05/2027	415,000.00	03/26/2024 4.98%	415,000.00 415,000.00	100.78 4.62%	418,229.22 3,214.87	1.05% 3,229.22	A2/A- AA-	2.34 2.17
665859AW4	NORTHERN TRUST CORP 4.0 05/10/2027	450,000.00	-- 3.99%	450,269.40 450,133.51	99.02 4.43%	445,607.12 1,050.00	1.12% (4,526.39)	A2/A+ A+	2.44 2.29
91324PEG3	UNITEDHEALTH GROUP INC 3.7 05/15/2027	115,000.00	05/17/2022 3.69%	115,055.80 115,027.74	98.39 4.40%	113,148.17 189.11	0.29% (1,879.57)	A2/A+ A	2.45 2.31

HOLDINGS REPORT



Beaumont-Cherry Valley Water District | ██████████ | As of November 30, 2024

Cusip	Security Description	Par Value/ Units	Purchase Date Purchase Yield	Cost Value Book Value	Mkt Price Mkt YTM	Market Value Accrued Int.	% of Port. Gain/Loss	Moody's/ S&P/ Fitch	Maturity Duration
09290DAH4	BLACKROCK INC 4.6 07/26/2027	450,000.00	07/18/2024 4.57%	450,387.00 450,340.49	100.70 4.32%	453,143.33 7,187.50	1.14% 2,802.84	Aa3/AA- NA	2.65 2.36
341081GN1	FLORIDA POWER & LIGHT CO 4.4 05/15/2028	450,000.00	05/23/2023 4.59%	446,175.00 447,345.45	99.80 4.46%	449,095.44 880.00	1.13% 1,750.00	Aa2/A+ AA-	3.46 3.16
58933YBH7	MERCK & CO INC 4.05 05/17/2028	110,000.00	05/08/2023 4.07%	109,910.90 109,938.41	99.41 4.24%	109,345.86 173.25	0.28% (592.55)	A1/A+ NA	3.46 3.19
61690U8E3	MORGAN STANLEY BANK NA 4.968 07/14/2028	450,000.00	07/17/2024 4.97%	450,000.00 450,000.00	100.54 4.95%	452,434.13 8,197.20	1.14% 2,434.13	Aa3/A+ AA-	3.62 2.39
713448FX1	PEPSICO INC 4.5 07/17/2029	300,000.00	07/16/2024 4.52%	299,694.00 299,716.96	100.71 4.33%	302,131.37 5,025.00	0.76% 2,414.41	A1/A+ NA	4.63 4.01
532457CQ9	ELI LILLY AND CO 4.2 08/14/2029	475,000.00	08/12/2024 4.22%	474,534.50 474,562.29	99.11 4.41%	470,790.71 5,929.58	1.19% (3,771.58)	A1/A+ NA	4.70 4.17
Total Corporate		9,195,000.00	4.18%	9,181,063.93 9,194,217.38	99.95 4.58%	9,189,588.86 78,574.29	23.16% (4,628.52)	A1/A A+	1.78 1.58
MONEY MARKET FUND									
31846V203	FIRST AMER:GVT OBLG Y	1,136,556.19	-- 4.26%	1,136,556.19 1,136,556.19	1.00 4.26%	1,136,556.19 0.00	2.86% 0.00	Aaa/ AAAm AAA	0.00 0.00
Total Money Market Fund		1,136,556.19	4.26%	1,136,556.19 1,136,556.19	1.00 4.26%	1,136,556.19 0.00	2.86% 0.00	Aaa/ AAAm AAA	0.00 0.00
SUPRANATIONAL									
45950KDD9	INTERNATIONAL FINANCE CORP 4.5 07/13/2028	340,000.00	07/06/2023 4.53%	339,622.60 339,727.33	101.13 4.16%	343,857.78 5,865.00	0.87% 4,130.45	Aaa/AAA NA	3.62 3.25
Total Supranational		340,000.00	4.53%	339,622.60 339,727.33	101.13 4.16%	343,857.78 5,865.00	0.87% 4,130.45	Aaa/AAA NA	3.62 3.25
US TREASURY									
91282CDS7	UNITED STATES TREASURY 1.125 01/15/2025	775,000.00	-- 3.00%	737,794.93 773,280.26	99.59 4.59%	771,784.96 3,293.22	1.95% (1,495.30)	Aaa/AA+ AA+	0.13 0.12
91282CDZ1	UNITED STATES TREASURY 1.5 02/15/2025	750,000.00	-- 2.87%	723,125.00 747,941.51	99.39 4.51%	745,415.04 3,301.63	1.88% (2,526.47)	Aaa/AA+ AA+	0.21 0.20

HOLDINGS REPORT



Beaumont-Cherry Valley Water District | ██████████ | As of November 30, 2024

Cusip	Security Description	Par Value/ Units	Purchase Date Purchase Yield	Cost Value Book Value	Mkt Price Mkt YTM	Market Value Accrued Int.	% of Port. Gain/Loss	Moody's/ S&P/ Fitch	Maturity Duration
91282CED9	UNITED STATES TREASURY 1.75 03/15/2025	750,000.00	-- 2.92%	726,035.16 747,595.02	99.23 4.46%	744,246.09 2,791.78	1.88% (3,348.93)	Aaa/AA+ AA+	0.29 0.28
91282CEH0	UNITED STATES TREASURY 2.625 04/15/2025	500,000.00	06/28/2022 3.23%	491,933.59 498,933.43	99.35 4.39%	496,773.44 1,694.71	1.25% (2,160.00)	Aaa/AA+ AA+	0.37 0.36
912828XB1	UNITED STATES TREASURY 2.125 05/15/2025	750,000.00	-- 3.08%	729,971.68 746,901.62	98.97 4.44%	742,287.60 704.42	1.87% (4,614.02)	Aaa/AA+ AA+	0.45 0.44
91282CEU1	UNITED STATES TREASURY 2.875 06/15/2025	670,000.00	06/28/2022 3.22%	663,457.03 668,814.77	99.21 4.37%	664,734.22 8,894.43	1.68% (4,080.55)	Aaa/AA+ AA+	0.54 0.52
91282CAB7	UNITED STATES TREASURY 0.25 07/31/2025	800,000.00	-- 3.05%	732,058.59 785,810.01	97.30 4.43%	778,406.25 668.48	1.96% (7,403.76)	Aaa/AA+ AA+	0.67 0.65
91282CFP1	UNITED STATES TREASURY 4.25 10/15/2025	600,000.00	10/18/2022 4.45%	596,554.69 598,996.69	99.88 4.39%	599,273.44 3,292.58	1.51% 276.74	Aaa/AA+ AA+	0.87 0.84
91282CFW6	UNITED STATES TREASURY 4.5 11/15/2025	750,000.00	11/09/2022 4.55%	748,945.31 749,664.15	100.11 4.38%	750,837.89 1,491.71	1.89% 1,173.74	Aaa/AA+ AA+	0.96 0.92
91282CBT7	UNITED STATES TREASURY 0.75 03/31/2026	750,000.00	-- 2.95%	690,097.65 729,259.01	95.46 4.31%	715,957.04 958.10	1.80% (13,301.97)	Aaa/AA+ AA+	1.33 1.29
91282CFU0	UNITED STATES TREASURY 4.125 10/31/2027	1,000,000.00	09/15/2023 4.56%	983,867.19 988,586.90	100.04 4.11%	1,000,390.62 3,532.46	2.52% 11,803.72	Aaa/AA+ AA+	2.92 2.71
91282CGT2	UNITED STATES TREASURY 3.625 03/31/2028	800,000.00	06/15/2023 3.96%	788,312.50 791,878.86	98.46 4.12%	787,718.75 4,939.56	1.99% (4,160.11)	Aaa/AA+ AA+	3.33 3.08
91282CHA2	UNITED STATES TREASURY 3.5 04/30/2028	475,000.00	-- 3.77%	469,363.29 470,984.49	98.04 4.12%	465,666.99 1,423.69	1.17% (5,317.50)	Aaa/AA+ AA+	3.42 3.17
91282CHK0	UNITED STATES TREASURY 4.0 06/30/2028	750,000.00	02/22/2024 4.37%	739,189.45 741,108.00	99.61 4.12%	747,099.61 12,554.35	1.88% 5,991.61	Aaa/AA+ AA+	3.58 3.25
91282CKD2	UNITED STATES TREASURY 4.25 02/28/2029	600,000.00	-- 4.35%	597,252.93 597,870.27	100.52 4.11%	603,140.63 6,480.66	1.52% 5,270.36	Aaa/AA+ AA+	4.25 3.81
91282CKP5	UNITED STATES TREASURY 4.625 04/30/2029	725,000.00	05/22/2024 4.45%	730,437.50 729,858.47	102.07 4.11%	739,981.44 2,871.46	1.87% 10,122.98	Aaa/AA+ AA+	4.41 3.95
91282CKT7	UNITED STATES TREASURY 4.5 05/31/2029	700,000.00	-- 4.11%	711,972.66 711,159.52	101.64 4.10%	711,457.03 86.54	1.79% 297.51	Aaa/AA+ AA+	4.50 4.04
91282CLK5	UNITED STATES TREASURY 3.625 08/31/2029	450,000.00	09/25/2024 3.51%	452,267.58 452,184.44	98.01 4.09%	441,035.15 4,145.72	1.11% (11,149.28)	Aaa/AA+ AA+	4.75 4.27
91282CLN9	UNITED STATES TREASURY 3.5 09/30/2029	750,000.00	10/25/2024 4.02%	732,685.55 733,012.96	97.41 4.09%	730,605.47 4,471.15	1.84% (2,407.50)	Aaa/AA+ AA+	4.83 4.36
Total US Treasury		13,345,000.00	3.72%	13,045,322.28 13,263,840.37	99.21 4.28%	13,236,811.64 67,596.67	33.36% (27,028.72)	Aaa/AA+ AA+	2.16 1.97

HOLDINGS REPORT



Beaumont-Cherry Valley Water District | [REDACTED] | As of November 30, 2024

Cusip	Security Description	Par Value/ Units	Purchase Date Purchase Yield	Cost Value Book Value	Mkt Price Mkt YTM	Market Value Accrued Int.	% of Port. Gain/Loss	Moody's/ S&P/ Fitch	Maturity Duration
	Total Portfolio	39,922,741.13	4.10%	39,323,672.14 39,675,008.69	96.52 4.39%	39,673,954.82 246,889.06	100.00% (1,053.87)	Aa2/AA AA	2.10 1.77
	Total Market Value + Accrued					39,920,843.88			

Attachment 6



INCOME EARNED

Beaumont-Cherry Valley Water District | [REDACTED] | As of November 30, 2024

Cusip	Security Description	Trade Date Settle Date Units	Book Value: Begin Book Value: Acq Book Value: Disp Book Value: End	Prior Accrued Inc. Received Ending Accrued Total Interest	Accr. Of Discount Amort. Of Premium Net Accret/Amort Income Earned	Total Income
CASH & EQUIVALENTS						
31846V203	FIRST AMER:GVT OBLG Y	1,136,556.19	560,668.57 1,008,221.05 (432,333.43) 1,136,556.19	0.00 1,013.37 0.00 1,013.37	0.00 0.00 0.00 1,013.37	1,013.37
CCYUSD	Receivable	19,019.61	1,013.37 0.00 0.00 19,019.61	0.00 0.00 0.00 0.00	0.00 0.00 0.00 0.00	0.00
Total Cash & Equivalents		1,155,575.80	561,681.94 1,008,221.05 (432,333.43) 1,155,575.80	0.00 1,013.37 0.00 1,013.37	0.00 0.00 0.00 1,013.37	1,013.37
FIXED INCOME						
00440EAS6	CHUBB INA HOLDINGS LLC 3.15 03/15/2025	450,000.00	449,188.80 0.00 0.00 449,370.41	1,811.25 0.00 2,992.50 1,181.25	181.61 0.00 181.61 1,362.86	1,362.86
023135CE4	AMAZON.COM INC 3.0 04/13/2025	450,000.00	449,586.52 0.00 0.00 449,662.62	675.00 0.00 1,800.00 1,125.00	92.32 (16.22) 76.10 1,201.10	1,201.10
02582JJR2	AMXCA 2021-1 A 0.9 11/15/2024	0.00	385,396.85 0.00 (386,000.00) 0.00	154.40 289.50 0.00 135.10	603.15 0.00 603.15 738.25	738.25
02582JJT8	AMXCA 2022-2 A 3.39 05/17/2027	235,000.00	234,986.55 0.00 0.00 234,988.62	354.07 663.88 354.07 663.88	2.07 0.00 2.07 665.95	665.95
05522RDJ4	BACCT 2024-1 A 4.93 05/15/2029	195,000.00	194,989.95 0.00 0.00 194,990.14	427.27 801.12 427.27 801.12	0.19 0.00 0.19 801.31	801.31

INCOME EARNED



Beaumont-Cherry Valley Water District | ██████████ | As of November 30, 2024

Cusip	Security Description	Trade Date Settle Date Units	Book Value: Begin Book Value: Acq Book Value: Disp Book Value: End	Prior Accrued Inc. Received Ending Accrued Total Interest	Accr. Of Discount Amort. Of Premium Net Accret/Amort Income Earned	Total Income
05593AAC3	BMWLT 2023-1 A3 5.16 11/25/2025	02/07/2023	24,460.13	21.04	0.07	99.86
		02/15/2023	0.00	105.18	0.00	
		18,197.47	(6,262.89)	15.65	0.07	
			18,197.31	99.79	99.86	
05611UAD5	BMWLT 2024-1 A3 4.98 03/25/2027	06/20/2024	298,616.75	249.00	47.48	1,292.48
		06/21/2024	0.00	1,245.00	0.00	
		300,000.00	0.00	249.00	47.48	
			298,664.23	1,245.00	1,292.48	
06406RBC0	BANK OF NEW YORK MELLON CORP 3.35 04/25/2025		400,124.04	223.33	0.42	1,090.73
			0.00	0.00	(26.35)	
		400,000.00	0.00	1,340.00	(25.93)	
			400,098.10	1,116.67	1,090.73	
09290DAH4	BLACKROCK INC 4.6 07/26/2027	07/18/2024	450,351.39	5,462.50	0.00	1,714.10
		07/26/2024	0.00	0.00	(10.90)	
		450,000.00	0.00	7,187.50	(10.90)	
			450,340.49	1,725.00	1,714.10	
096919AD7	BMWOT 2024-A A3 5.18 02/26/2029		174,975.63	151.08	0.46	1,025.79
			202,179.69	870.53	(17.87)	
		375,000.00	0.00	323.75	(17.40)	
			377,137.92	1,043.20	1,025.79	
14913R3B1	CATERPILLAR FINANCIAL SERVICES CORP 4.8 01/06/2026	01/20/2023	371,821.04	5,673.33	0.00	1,353.25
		01/24/2023	0.00	0.00	(126.75)	
		370,000.00	0.00	7,153.33	(126.75)	
			371,694.28	1,480.00	1,353.25	
161571HT4	CHAIT 2023-1 A 5.16 09/15/2028	09/07/2023	409,912.04	940.27	1.87	1,764.87
		09/15/2023	0.00	1,763.00	0.00	
		410,000.00	0.00	940.27	1.87	
			409,913.91	1,763.00	1,764.87	
17275RBQ4	CISCO SYSTEMS INC 4.8 02/26/2027		454,847.68	3,943.33	7.29	1,825.32
			0.00	0.00	(1.97)	
		455,000.00	0.00	5,763.33	5.32	
			454,853.00	1,820.00	1,825.32	
26442UAA2	DUKE ENERGY PROGRESS LLC 3.25 08/15/2025		399,953.60	2,744.44	8.15	1,086.63
			0.00	0.00	(4.86)	
		400,000.00	0.00	3,827.78	3.29	
			399,956.89	1,083.33	1,086.63	

INCOME EARNED



Beaumont-Cherry Valley Water District | ██████████ | As of November 30, 2024

Cusip	Security Description	Trade Date Settle Date Units	Book Value: Begin Book Value: Acq Book Value: Disp Book Value: End	Prior Accrued Inc. Received Ending Accrued Total Interest	Accr. Of Discount Amort. Of Premium Net Accret/Amort Income Earned	Total Income
3130A9YY1	FEDERAL HOME LOAN BANKS 2.125 12/11/2026	11/28/2023 11/29/2023 900,000.00	856,549.90 0.00 0.00 858,242.76	7,437.50 0.00 9,031.25 1,593.75	1,692.86 0.00 1,692.86 3,286.61	3,286.61
3130ALEM2	FEDERAL HOME LOAN BANKS 0.79 02/25/2026	05/12/2022 05/13/2022 400,000.00	389,295.66 0.00 0.00 389,963.29	579.33 0.00 842.67 263.33	667.63 0.00 667.63 930.96	930.96
3130AQM1	FEDERAL HOME LOAN BANKS 1.25 01/27/2025	04/18/2022 04/19/2022 150,000.00	149,488.98 0.00 0.00 149,665.19	489.58 0.00 645.83 156.25	176.21 0.00 176.21 332.46	332.46
3130AWTR1	FEDERAL HOME LOAN BANKS 4.375 09/08/2028	09/12/2023 09/14/2023 750,000.00	747,064.31 0.00 0.00 747,126.90	4,830.73 0.00 7,565.10 2,734.38	62.59 0.00 62.59 2,796.97	2,796.97
3130AXU63	FEDERAL HOME LOAN BANKS 4.625 11/17/2026	12/18/2023 12/19/2023 475,000.00	478,583.46 0.00 0.00 478,439.36	10,007.99 10,984.38 854.34 1,830.73	0.00 (144.11) (144.11) 1,686.63	1,686.63
3130B0TY5	FEDERAL HOME LOAN BANKS 4.75 04/09/2027	04/10/2024 04/11/2024 465,000.00	464,001.52 0.00 0.00 464,035.22	1,349.79 0.00 3,190.42 1,840.63	33.69 0.00 33.69 1,874.32	1,874.32
3133EP6K6	FEDERAL FARM CREDIT BANKS FUNDING CORP 4.5 03/26/2027	03/25/2024 03/26/2024 750,000.00	750,869.01 0.00 0.00 750,839.21	3,281.25 0.00 6,093.75 2,812.50	0.00 (29.79) (29.79) 2,782.71	2,782.71
3133EPBJ3	FEDERAL FARM CREDIT BANKS FUNDING CORP 4.375 02/23/2026	02/21/2023 02/23/2023 725,000.00	723,875.16 0.00 0.00 723,945.61	5,991.32 0.00 8,634.55 2,643.23	70.45 0.00 70.45 2,713.68	2,713.68
3133EPBM6	FEDERAL FARM CREDIT BANKS FUNDING CORP 4.125 08/23/2027	02/21/2023 02/23/2023 750,000.00	747,462.47 0.00 0.00 747,536.74	5,843.75 0.00 8,421.88 2,578.13	74.27 0.00 74.27 2,652.39	2,652.39

INCOME EARNED



Beaumont-Cherry Valley Water District | ██████████ | As of November 30, 2024

Cusip	Security Description	Trade Date Settle Date Units	Book Value: Begin Book Value: Acq Book Value: Disp Book Value: End	Prior Accrued Inc. Received Ending Accrued Total Interest	Accr. Of Discount Amort. Of Premium Net Accret/Amort Income Earned	Total Income
3133EPCF0	FEDERAL FARM CREDIT BANKS FUNDING CORP 4.5 03/02/2026	03/23/2023	754,904.12	5,531.25	0.00	2,509.78
		03/24/2023	0.00	0.00	(302.72)	
		750,000.00	0.00	8,343.75	(302.72)	
		754,601.40	2,812.50	2,509.78		
3133EPGW9	FEDERAL FARM CREDIT BANKS FUNDING CORP 3.875 04/25/2028	04/24/2023	802,793.83	516.67	0.00	2,517.39
		04/25/2023	0.00	0.00	(65.94)	
		800,000.00	0.00	3,100.00	(65.94)	
		802,727.89	2,583.33	2,517.39		
3133EPK79	FEDERAL FARM CREDIT BANKS FUNDING CORP 4.375 12/07/2026	12/18/2023	476,386.26	8,312.50	0.00	1,677.48
		12/19/2023	0.00	0.00	(54.29)	
		475,000.00	0.00	10,044.27	(54.29)	
		476,331.96	1,731.77	1,677.48		
3133EPUN3	FEDERAL FARM CREDIT BANKS FUNDING CORP 4.5 08/28/2028	08/28/2023	325,221.14	2,559.38	0.00	1,214.00
		08/29/2023	0.00	0.00	(4.75)	
		325,000.00	0.00	3,778.13	(4.75)	
		325,216.38	1,218.75	1,214.00		
3133EPW68	FEDERAL FARM CREDIT BANKS FUNDING CORP 4.125 01/22/2026	01/24/2024	598,121.13	6,806.25	126.10	2,188.60
		01/25/2024	0.00	0.00	0.00	
		600,000.00	0.00	8,868.75	126.10	
		598,247.23	2,062.50	2,188.60		
3135G05X7	FEDERAL NATIONAL MORTGAGE ASSOCIATION 0.375 08/25/2025	06/22/2022	488,916.96	343.75	1,119.50	1,275.75
		06/23/2022	0.00	0.00	0.00	
		500,000.00	0.00	500.00	1,119.50	
		490,036.45	156.25	1,275.75		
3137BFXT3	FHMS K-042 A2 2.67 12/25/2024	06/22/2022	234,369.71	521.82	157.23	238.26
		06/27/2022	0.00	521.82	0.00	
		36,420.11	(198,106.83)	81.03	157.23	
		36,420.11	81.03	238.26		
3137BHCY1	FHMS K-044 A2 2.811 01/25/2025	06/16/2022	348,204.24	816.91	322.12	950.40
		06/22/2022	0.00	816.91	0.00	
		268,208.04	(80,525.00)	628.28	322.12	
		268,001.36	628.28	950.40		
3137BM7C4	FHMS K-051 A2 3.308 09/25/2025	05/18/2022	388,958.83	1,070.85	0.00	1,018.28
		05/23/2022	0.00	1,070.85	(50.37)	
		387,659.65	(798.19)	1,068.65	(50.37)	
		388,110.27	1,068.65	1,018.28		

INCOME EARNED



Beaumont-Cherry Valley Water District | ██████████ | As of November 30, 2024

Cusip	Security Description	Trade Date Settle Date Units	Book Value: Begin Book Value: Acq Book Value: Disp Book Value: End	Prior Accrued Inc. Received Ending Accrued Total Interest	Accr. Of Discount Amort. Of Premium Net Accret/Amort Income Earned	Total Income
3137BNGT5	FHMS K-054 A2 2.745 01/25/2026	12/15/2022	344,133.73	800.63	413.12	1,213.75
		12/20/2022	0.00	800.63	0.00	
		350,000.00	0.00	800.63	413.12	
			344,546.85	800.63	1,213.75	
3137BTUM1	FHMS K-061 A2 3.347 11/25/2026	04/23/2024	520,249.49	1,501.81	781.90	2,280.77
		04/26/2024	0.00	1,501.81	0.00	
		11/25/2026	(1,055.11)	1,498.87	781.90	
		537,388.68	1,498.87	2,280.77		
3137F2LJ3	FHMS K-066 A2 3.117 06/25/2027	04/18/2024	333,929.76	909.13	511.79	1,420.92
		04/23/2024	0.00	909.13	0.00	
		350,000.00	0.00	909.13	511.79	
			334,441.55	909.13	1,420.92	
3137F4WZ1	FHMS K-731 A2 3.6 02/25/2025	05/03/2022	249,314.23	747.21	0.00	564.64
		05/06/2022	0.00	747.21	(98.26)	
		220,966.70	(28,103.19)	662.90	(98.26)	
			221,112.79	662.90	564.64	
3137FBBX3	FHMS K-068 A2 3.244 08/25/2027	10/27/2023	570,040.41	1,622.00	896.10	2,518.10
		10/31/2023	0.00	1,622.00	0.00	
		600,000.00	0.00	1,622.00	896.10	
			570,936.51	1,622.00	2,518.10	
3137FETN0	FHMS K-073 A2 3.35 01/25/2028	07/10/2023	125,103.88	362.92	127.06	489.98
		07/13/2023	0.00	362.92	0.00	
		130,000.00	0.00	362.92	127.06	
			125,230.94	362.92	489.98	
3137FQXJ7	FHMS K-737 A2 2.525 10/25/2026	12/12/2023	240,105.06	526.04	424.68	950.72
		12/15/2023	0.00	526.04	0.00	
		250,000.00	0.00	526.04	424.68	
			240,529.74	526.04	950.72	
3137H5YC5	FHMS K-748 A2 2.26 01/25/2029	09/24/2024	423,521.02	847.50	521.92	1,369.42
		09/27/2024	0.00	847.50	0.00	
		450,000.00	0.00	847.50	521.92	
			424,042.95	847.50	1,369.42	
341081GN1	FLORIDA POWER & LIGHT CO 4.4 05/15/2028	05/23/2023	447,282.29	9,130.00	63.15	1,713.15
		05/25/2023	0.00	9,900.00	0.00	
		450,000.00	0.00	880.00	63.15	
			447,345.45	1,650.00	1,713.15	

INCOME EARNED



Beaumont-Cherry Valley Water District | [REDACTED] | As of November 30, 2024

Cusip	Security Description	Trade Date Settle Date Units	Book Value: Begin Book Value: Acq Book Value: Disp Book Value: End	Prior Accrued Inc. Received Ending Accrued Total Interest	Accr. Of Discount Amort. Of Premium Net Accret/Amort Income Earned	Total Income
34535VAD6	FORDO 2024-D 4.61 08/15/2029	11/19/2024	0.00	0.00	0.04	270.88
		11/22/2024	234,992.46	0.00	0.00	
		235,000.00	0.00	270.84	0.04	
			234,992.50	270.84	270.88	
362585AC5	GMCAR 2022-2 A3 3.1 02/16/2027	04/05/2022	22,163.75	28.63	0.21	54.94
		04/13/2022	0.00	57.26	0.00	
		20,207.69	(1,957.79)	26.10	0.21	
			20,206.17	54.73	54.94	
36265WAD5	GMCAR 2022-3 A3 3.64 04/16/2027	07/06/2022	39,404.83	59.76	0.01	114.23
		07/13/2022	0.00	119.53	0.00	
		35,899.43	(3,505.51)	54.45	0.01	
			35,899.33	114.21	114.23	
36269WAD1	GMALT 2024-2 A3 5.39 07/20/2027	05/07/2024	139,993.06	230.57	0.21	629.04
		05/16/2024	0.00	628.83	0.00	
		140,000.00	0.00	230.57	0.21	
			139,993.27	628.83	629.04	
437076CR1	HOME DEPOT INC 4.0 09/15/2025	09/14/2022	449,580.66	2,300.00	39.56	1,539.56
		09/19/2022	0.00	0.00	0.00	
		450,000.00	0.00	3,800.00	39.56	
			449,620.22	1,500.00	1,539.56	
437918AC9	HAROT 2024-1 A3 5.21 08/15/2028	02/13/2024	289,989.35	671.51	0.23	1,259.31
		02/21/2024	0.00	1,259.08	0.00	
		290,000.00	0.00	671.51	0.23	
			289,989.58	1,259.08	1,259.31	
437930AC4	HONDO-242-A3 5.27 11/20/2028	05/14/2024	104,988.51	199.82	0.23	461.36
		05/21/2024	0.00	461.13	0.00	
		105,000.00	0.00	199.82	0.23	
			104,988.75	461.13	461.36	
43815JAC7	HAROT 2023-1 A3 5.04 04/21/2027	02/16/2023	49,994.48	70.00	0.18	210.18
		02/24/2023	0.00	210.00	0.00	
		50,000.00	0.00	70.00	0.18	
			49,994.67	210.00	210.18	
43815PAC3	HAROT 2022-2 A3 3.73 07/20/2026	08/15/2022	31,847.24	42.90	0.10	94.99
		08/24/2022	0.00	98.99	0.00	
		28,805.18	(3,042.79)	38.80	0.10	
			28,804.55	94.89	94.99	

INCOME EARNED



Beaumont-Cherry Valley Water District | ██████████ | As of November 30, 2024

Cusip	Security Description	Trade Date Settle Date Units	Book Value: Begin Book Value: Acq Book Value: Disp Book Value: End	Prior Accrued Inc. Received Ending Accrued Total Interest	Accr. Of Discount Amort. Of Premium Net Accret/Amort Income Earned	Total Income
448973AD9	HART 2024-A A3 4.99 02/15/2029	03/11/2024	154,970.13	343.76	0.57	645.11
		03/20/2024	0.00	644.54	0.00	
		155,000.00	0.00	343.76	0.57	
			154,970.70	644.54	645.11	
44934KAC8	HART 2021-B A3 0.38 01/15/2026	05/19/2022	620.39	0.11	7.01	7.11
		05/23/2022	0.00	0.20	0.00	
		0.00	(627.41)	0.00	7.01	
			0.00	0.09	7.11	
45950KDD9	INTERNATIONAL FINANCE CORP 4.5 07/13/2028	07/06/2023	339,721.13	4,590.00	6.20	1,281.20
		07/13/2023	0.00	0.00	0.00	
		340,000.00	0.00	5,865.00	6.20	
			339,727.33	1,275.00	1,281.20	
47786WAD2	JDOT 2024-B A3 5.2 03/15/2029	06/11/2024	99,981.99	231.11	0.34	433.67
		06/18/2024	0.00	433.33	0.00	
		100,000.00	0.00	231.11	0.34	
			99,982.32	433.33	433.67	
47789QAC4	JDOT 2021-B A3 0.52 03/16/2026	05/02/2022	22,013.54	5.18	95.17	103.85
		05/03/2022	0.00	9.71	0.00	
		17,934.06	(4,464.22)	4.14	95.17	
			17,644.49	8.68	103.85	
47800AAC4	JDOT 2022-B A3 3.74 02/16/2027	07/12/2022	81,343.83	135.22	0.39	242.73
		07/20/2022	0.00	253.53	0.00	
		74,612.59	(6,734.64)	124.02	0.39	
			74,609.59	242.34	242.73	
47800BAC2	JDOT 2022-C A3 5.09 06/15/2027	10/12/2022	179,655.72	406.44	0.69	736.89
		10/19/2022	0.00	762.07	0.00	
		168,226.51	(11,436.62)	380.57	0.69	
			168,219.79	736.20	736.89	
47800RAD5	JDOT 2024 A3 4.96 11/15/2028	03/11/2024	94,995.39	209.42	0.09	392.76
		03/19/2024	0.00	392.67	0.00	
		95,000.00	0.00	209.42	0.09	
			94,995.48	392.67	392.76	
532457CQ9	ELI LILLY AND CO 4.2 08/14/2029	08/12/2024	474,554.64	4,267.08	7.65	1,670.15
		08/14/2024	0.00	0.00	0.00	
		475,000.00	0.00	5,929.58	7.65	
			474,562.29	1,662.50	1,670.15	

INCOME EARNED



Beaumont-Cherry Valley Water District | ██████████ | As of November 30, 2024

Cusip	Security Description	Trade Date Settle Date Units	Book Value: Begin Book Value: Acq Book Value: Disp Book Value: End	Prior Accrued Inc. Received Ending Accrued Total Interest	Accr. Of Discount Amort. Of Premium Net Accret/Amort Income Earned	Total Income
58770AAC7	MBART 2023-1 A3 4.51 11/15/2027	01/18/2023	115,934.11	232.40	0.77	422.10
		01/25/2023	0.00	435.75	0.00	
		108,747.80	(7,195.10)	217.98	0.77	
			108,739.78	421.33	422.10	
58933YBH7	MERCK & CO INC 4.05 05/17/2028	05/08/2023	109,936.94	2,029.50	1.46	372.71
		05/17/2023	0.00	2,227.50	0.00	
		110,000.00	0.00	173.25	1.46	
			109,938.41	371.25	372.71	
61690U8E3	MORGAN STANLEY BANK NA 4.968 07/14/2028	07/17/2024	450,000.00	6,334.20	0.00	1,863.00
		07/19/2024	0.00	0.00	0.00	
		450,000.00	0.00	8,197.20	0.00	
			450,000.00	1,863.00	1,863.00	
637432NG6	NATIONAL RURAL UTILITIES COOPERATIVE FINANCE CORP 3.25 11/01/2025	04/14/2022	59,966.10	975.00	2.79	165.29
		04/19/2022	0.00	975.00	0.00	
		60,000.00	0.00	162.50	2.79	
			59,968.89	162.50	165.29	
63743HFE7	NATIONAL RURAL UTILITIES COOPERATIVE FINANCE CORP 3.45 06/15/2025	04/27/2022	59,996.78	782.00	0.43	172.93
		05/04/2022	0.00	0.00	0.00	
		60,000.00	0.00	954.50	0.43	
			59,997.21	172.50	172.93	
63743HFF4	NATIONAL RURAL UTILITIES COOPERATIVE FINANCE CORP 5.45 10/30/2025	10/20/2022	144,935.59	21.95	5.32	663.87
		10/31/2022	0.00	0.00	0.00	
		145,000.00	0.00	680.49	5.32	
			144,940.91	658.54	663.87	
665859AW4	NORTHERN TRUST CORP 4.0 05/10/2027		450,138.29	8,550.00	3.46	1,495.22
			0.00	9,000.00	(8.24)	
		450,000.00	0.00	1,050.00	(4.78)	
			450,133.51	1,500.00	1,495.22	
693475AY1	PNC FINANCIAL SERVICES GROUP INC 2.2 11/01/2024	04/11/2022	150,000.00	1,650.00	0.00	0.00
		04/13/2022	0.00	1,650.00	0.00	
		0.00	(150,000.00)	0.00	0.00	
			0.00	0.00	0.00	
69371RR73	PACCAR FINANCIAL CORP 2.85 04/07/2025	03/31/2022	119,995.53	228.00	0.85	285.85
		04/07/2022	0.00	0.00	0.00	
		120,000.00	0.00	513.00	0.85	
			119,996.39	285.00	285.85	

INCOME EARNED



Beaumont-Cherry Valley Water District | ██████████ | As of November 30, 2024

Cusip	Security Description	Trade Date Settle Date Units	Book Value: Begin Book Value: Acq Book Value: Disp Book Value: End	Prior Accrued Inc. Received Ending Accrued Total Interest	Accr. Of Discount Amort. Of Premium Net Accret/Amort Income Earned	Total Income
69371RS56	PACCAR FINANCIAL CORP 5.05 08/10/2026	12/18/2023 12/20/2023 350,000.00	352,847.07 0.00 0.00 352,715.06	3,976.88 0.00 5,449.79 1,472.92	0.00 (132.01) (132.01) 1,340.90	1,340.90
713448FW3	PEPSICO INC 5.125 11/10/2026	11/08/2023 11/10/2023 150,000.00	149,972.69 0.00 0.00 149,973.80	3,651.56 3,843.75 448.44 640.63	1.11 0.00 1.11 641.73	641.73
713448FX1	PEPSICO INC 4.5 07/17/2029	07/16/2024 07/17/2024 300,000.00	299,711.93 0.00 0.00 299,716.96	3,900.00 0.00 5,025.00 1,125.00	5.03 0.00 5.03 1,130.03	1,130.03
756109BE3	REALTY INCOME CORP 4.625 11/01/2025	09/20/2022 09/22/2022 400,000.00	399,924.17 0.00 0.00 399,930.40	9,250.00 9,250.00 1,541.67 1,541.67	6.23 0.00 6.23 1,547.90	1,547.90
78016EZ59	ROYAL BANK OF CANADA 3.375 04/14/2025	400,000.00	399,547.51 0.00 0.00 399,630.28	637.50 0.00 1,762.50 1,125.00	82.77 0.00 82.77 1,207.77	1,207.77
808513AX3	CHARLES SCHWAB CORP 3.85 05/21/2025	06/22/2022 06/24/2022 450,000.00	450,078.60 0.00 0.00 450,061.75	7,700.00 8,662.50 481.25 1,443.75	0.00 (16.84) (16.84) 1,426.91	1,426.91
857477CL5	STATE STREET CORP 4.993 03/18/2027	03/13/2024 03/18/2024 440,000.00	440,000.00 0.00 0.00 440,000.00	2,624.10 0.00 4,454.87 1,830.77	0.00 0.00 0.00 1,830.77	1,830.77
89115A2W1	TORONTO-DOMINION BANK 4.98 04/05/2027	03/26/2024 04/05/2024 415,000.00	415,000.00 0.00 0.00 415,000.00	1,492.62 0.00 3,214.87 1,722.25	0.00 0.00 0.00 1,722.25	1,722.25
89231CAD9	TAOT 2022-C A3 3.76 04/15/2027	08/08/2022 08/16/2022 106,509.99	114,464.13 0.00 (7,963.84) 106,501.27	191.30 358.68 177.99 345.37	0.98 0.00 0.98 346.35	346.35

INCOME EARNED



Beaumont-Cherry Valley Water District | [REDACTED] | As of November 30, 2024

Cusip	Security Description	Trade Date Settle Date Units	Book Value: Begin Book Value: Acq Book Value: Disp Book Value: End	Prior Accrued Inc. Received Ending Accrued Total Interest	Accr. Of Discount Amort. Of Premium Net Accret/Amort Income Earned	Total Income
89236TJT3	TOYOTA MOTOR CREDIT CORP 1.45 01/13/2025	04/18/2022 04/20/2022 150,000.00	149,556.52 0.00 0.00 149,738.77	652.50 0.00 833.75 181.25	182.25 0.00 182.25 363.50	363.50
89236TKF1	TOYOTA MOTOR CREDIT CORP 3.65 08/18/2025	08/15/2022 08/18/2022 180,000.00	179,957.13 0.00 0.00 179,961.57	1,332.25 0.00 1,879.75 547.50	4.43 0.00 4.43 551.93	551.93
89238FAD5	TAOT 2022-B A3 2.93 09/15/2026	93,906.03	103,824.63 0.00 (10,213.82) 93,651.47	135.59 254.23 122.29 240.93	40.66 0.00 40.66 281.58	281.58
89238JAC9	TAOT 2021-D A3 0.71 04/15/2026	12/14/2022 12/16/2022 8,475.38	9,904.62 0.00 (1,685.33) 8,273.86	3.21 6.01 2.67 5.48	54.57 0.00 54.57 60.05	60.05
89239TAD4	TAOT 2024-D A3 4.4 06/15/2029	10/10/2024 10/17/2024 125,000.00	124,993.09 0.00 0.00 124,993.21	213.89 427.78 244.44 458.34	0.12 0.00 0.12 458.46	458.46
912828XB1	UNITED STATES TREASURY 2.125 05/15/2025	750,000.00	746,338.28 0.00 0.00 746,901.62	7,362.43 7,968.75 704.42 1,310.74	563.34 0.00 563.34 1,874.08	1,874.08
91282CAB7	UNITED STATES TREASURY 0.25 07/31/2025	800,000.00	784,050.92 0.00 0.00 785,810.01	505.43 0.00 668.48 163.04	1,759.09 0.00 1,759.09 1,922.13	1,922.13
91282CBT7	UNITED STATES TREASURY 0.75 03/31/2026	750,000.00	727,976.06 0.00 0.00 729,259.01	494.51 0.00 958.10 463.60	1,282.95 0.00 1,282.95 1,746.55	1,746.55
91282CDS7	UNITED STATES TREASURY 1.125 01/15/2025	775,000.00	772,133.76 0.00 0.00 773,280.26	2,582.46 0.00 3,293.22 710.77	1,146.49 0.00 1,146.49 1,857.26	1,857.26

INCOME EARNED



Beaumont-Cherry Valley Water District | [REDACTED] | As of November 30, 2024

Cusip	Security Description	Trade Date Settle Date Units	Book Value: Begin Book Value: Acq Book Value: Disp Book Value: End	Prior Accrued Inc. Received Ending Accrued Total Interest	Accr. Of Discount Amort. Of Premium Net Accret/Amort Income Earned	Total Income
91282CDZ1	UNITED STATES TREASURY 1.5 02/15/2025	750,000.00	747,128.95 0.00 0.00 747,941.51	2,384.51 0.00 3,301.63 917.12	812.56 0.00 812.56 1,729.68	1,729.68
91282CED9	UNITED STATES TREASURY 1.75 03/15/2025	750,000.00	746,901.27 0.00 0.00 747,595.02	1,704.07 0.00 2,791.78 1,087.71	693.74 0.00 693.74 1,781.45	1,781.45
91282CEH0	UNITED STATES TREASURY 2.625 04/15/2025	06/28/2022 06/29/2022 500,000.00	498,696.42 0.00 0.00 498,933.43	612.98 0.00 1,694.71 1,081.73	237.02 0.00 237.02 1,318.75	1,318.75
91282CEU1	UNITED STATES TREASURY 2.875 06/15/2025	06/28/2022 06/29/2022 670,000.00	668,633.35 0.00 0.00 668,814.77	7,315.54 0.00 8,894.43 1,578.89	181.41 0.00 181.41 1,760.31	1,760.31
91282CFP1	UNITED STATES TREASURY 4.25 10/15/2025	10/18/2022 10/19/2022 600,000.00	598,902.04 0.00 0.00 598,996.69	1,190.93 0.00 3,292.58 2,101.65	94.65 0.00 94.65 2,196.30	2,196.30
91282CFU0	UNITED STATES TREASURY 4.125 10/31/2027	09/15/2023 09/18/2023 1,000,000.00	988,265.10 0.00 0.00 988,586.90	113.95 0.00 3,532.46 3,418.51	321.80 0.00 321.80 3,740.31	3,740.31
91282CFW6	UNITED STATES TREASURY 4.5 11/15/2025	11/09/2022 11/15/2022 750,000.00	749,635.29 0.00 0.00 749,664.15	15,591.03 16,875.00 1,491.71 2,775.68	28.87 0.00 28.87 2,804.55	2,804.55
91282CGT2	UNITED STATES TREASURY 3.625 03/31/2028	06/15/2023 06/16/2023 800,000.00	791,678.50 0.00 0.00 791,878.86	2,549.45 0.00 4,939.56 2,390.11	200.36 0.00 200.36 2,590.47	2,590.47
91282CHA2	UNITED STATES TREASURY 3.5 04/30/2028	475,000.00	470,887.81 0.00 0.00 470,984.49	45.93 0.00 1,423.69 1,377.76	96.68 0.00 96.68 1,474.44	1,474.44

INCOME EARNED



Beaumont-Cherry Valley Water District | ██████████ | As of November 30, 2024

Cusip	Security Description	Trade Date Settle Date Units	Book Value: Begin Book Value: Acq Book Value: Disp Book Value: End	Prior Accrued Inc. Received Ending Accrued Total Interest	Accr. Of Discount Amort. Of Premium Net Accret/Amort Income Earned	Total Income
91282CHK0	UNITED STATES TREASURY 4.0 06/30/2028	02/22/2024 02/23/2024 750,000.00	740,903.90 0.00 0.00 741,108.00	10,108.70 0.00 12,554.35 2,445.65	204.10 0.00 204.10 2,649.75	2,649.75
91282CKD2	UNITED STATES TREASURY 4.25 02/28/2029	600,000.00	597,829.05 0.00 0.00 597,870.27	4,367.40 0.00 6,480.66 2,113.26	114.74 (73.52) 41.22 2,154.48	2,154.48
91282CKP5	UNITED STATES TREASURY 4.625 04/30/2029	05/22/2024 05/23/2024 725,000.00	729,948.94 0.00 0.00 729,858.47	92.63 0.00 2,871.46 2,778.83	0.00 (90.47) (90.47) 2,688.36	2,688.36
91282CKT7	UNITED STATES TREASURY 4.5 05/31/2029	700,000.00	711,363.41 0.00 0.00 711,159.52	13,254.10 0.00 86.54 (13,167.56)	0.00 (203.89) (203.89) (13,371.45)	(13,371.45)
91282CLK5	UNITED STATES TREASURY 3.625 08/31/2029	09/25/2024 09/26/2024 450,000.00	452,222.23 0.00 0.00 452,184.44	2,793.85 0.00 4,145.72 1,351.86	0.00 (37.79) (37.79) 1,314.07	1,314.07
91282CLN9	UNITED STATES TREASURY 3.5 09/30/2029	10/25/2024 10/28/2024 750,000.00	732,724.07 0.00 0.00 733,012.96	2,307.69 0.00 4,471.15 2,163.46	288.90 0.00 288.90 2,452.36	2,452.36
91324PEG3	UNITEDHEALTH GROUP INC 3.7 05/15/2027	05/17/2022 05/20/2022 115,000.00	115,028.71 0.00 0.00 115,027.74	1,962.03 2,127.50 189.11 354.58	0.19 (1.16) (0.97) 353.61	353.61
931142EW9	WALMART INC 3.9 09/09/2025	09/06/2022 09/09/2022 100,000.00	99,980.07 0.00 0.00 99,981.99	563.33 0.00 888.33 325.00	1.92 0.00 1.92 326.92	326.92
Total Fixed Income			38,975,689.70 437,172.15 (909,678.27) 38,519,432.89	253,827.06 105,742.73 246,889.06 98,804.74	17,768.40 (1,519.10) 16,249.31 115,054.04	115,054.04

INCOME EARNED



Beaumont-Cherry Valley Water District | [REDACTED] | As of November 30, 2024

Cusip	Security Description	Trade Date Settle Date Units	Book Value: Begin Book Value: Acq Book Value: Disp Book Value: End	Prior Accrued Inc. Received Ending Accrued Total Interest	Accr. Of Discount Amort. Of Premium Net Accret/Amort Income Earned	Total Income
			39,537,371.64	253,827.06	17,768.40	
			1,445,393.20	106,756.10	(1,519.10)	
			(1,342,011.70)	246,889.06	16,249.31	
TOTAL PORTFOLIO		39,922,741.13	39,675,008.69	99,818.11	116,067.41	116,067.41

Accounts Payable

Checks by Date - Detail by Check Date

User: wclayton
 Printed: 12/26/2024 11:24 AM

Beaumont-Cherry Valley Water District

560 Magnolia Avenue
 Beaumont California 92223
 (951) 845-9581
<https://bcvwd.gov>



Check No	Vendor No Invoice No	Vendor Name Description	Check Date Reference	Check Amount
ACH	10894 0001756382	Liberty Dental Plan Prepaid Liberty Dental - Dec 2024	12/02/2024	26.54
Total for this ACH Check for Vendor 10894:				26.54
Total for 12/2/2024:				26.54
ACH	10030 700359906319Nov 700359906319Nov 700359906319Nov	Southern California Edison Electricity 10/22/24 to 11/20/24 - 13695 Oak Glen Rd Electricity 10/22/24 to 11/20/24 - 12303 Oak Glen Rd Electricity 10/22/24 to 11/20/24 - 13697 Oak Glen Rd	12/05/2024	101.93 16.25 241.85
Total for this ACH Check for Vendor 10030:				360.03
ACH	10031 6017533279 6017533280 6017533282 6017533283 6018125232	Staples Business Advantage Office Supplies Office Supplies Office Supplies Office Supplies IT Office Supplies	12/05/2024	33.18 22.19 5.38 33.37 523.49
Total for this ACH Check for Vendor 10031:				617.61
ACH	10037 2494582-2371-9 2494582-2371-9 2494582-2371-9 2494582-2371-9 2494588-2371-6 2494588-2371-6	Waste Management Of Inland Empire Overage Charges - 815 E 12th Dec 2024 Recycling Dumpster Charges - 815 E 12th Dec 2024 Organics Cart Charges - 815 E 12th Dec 2024 Yard Dumpsters - 815 E 12th Dec 2024 Monthly Sanitation - 560 Magnolia Dec 2024 Recycling Dumpster Charges - 560 Magnolia Dec 2024	12/05/2024	77.82 109.77 61.31 362.43 133.30 109.77
Total for this ACH Check for Vendor 10037:				854.40
ACH	10042 07132135000Dec	Southern California Gas Company Monthly Gas Charges 11/25-12/29/21	12/05/2024	15.78
Total for this ACH Check for Vendor 10042:				15.78
ACH	10138 HW201 Nov 2024	ARCO Business Solutions ARCO Fuel Charges 11/26-12/02/2024	12/05/2024	1,585.15
Total for this ACH Check for Vendor 10138:				1,585.15
ACH	10284 1120240061 1120240061	Underground Service Alert of Southern California Monthly Maintenance Fee 117 New Ticket Charges Nov 2024	12/05/2024	10.00 216.45
Total for this ACH Check for Vendor 10284:				226.45
ACH	10632 PRA00053893 WOG00021350 WOG00021350 WOG00021350	Quinn Company Credit - ORFS O-Ring Well 16 Generator Maintenance (Parts) Well 16 Generator Maintenance (Labor) Well 16 Generator Maintenance (Misc)	12/05/2024	-1.24 1,625.03 1,744.00 50.00
Total for this ACH Check for Vendor 10632:				3,417.79

Check No	Vendor No Invoice No	Vendor Name Description	Check Date Reference	Check Amount
ACH	10743 22604	Townsend Public Affairs, Inc Consulting Services - Dec 2024	12/05/2024	5,000.00
Total for this ACH Check for Vendor 10743:				5,000.00
ACH	11038 36427074 36427075 36427111	Clark Pest Control Pest Control - 39500 Brookside Ave Pest Control - 815 E 12th St Pest Control - 9781 Avenida Miravilla	12/05/2024	70.00 130.00 110.00
Total for this ACH Check for Vendor 11038:				310.00
ACH	10085 1002790267 1002790267 1002790267 1002790267 1002790267 1002790267 1002790267	CalPERS Retirement System PR Batch 00001.12.2024 CalPERS 1% ER Paid PR Batch 00001.12.2024 CalPERS 8.25% EE PEPRA PR Batch 00001.12.2024 CalPERS ER Paid Classic PR Batch 00001.12.2024 CalPERS 8% ER Paid PR Batch 00001.12.2024 CalPERS 8% EE Paid PR Batch 00001.12.2024 CalPERS ER PEPRA PR Batch 00001.12.2024 CalPERS 7% EE Deduction	12/05/2024	170.37 6,963.54 10,389.88 1,155.01 2,199.29 7,284.28 1,192.63
Total for this ACH Check for Vendor 10085:				29,355.00
ACH	10087 1-175-458-448 1-175-458-448 1-175-458-448 1-175-458-448	EDD PR Batch 00002.12.2024 CA SDI PR Batch 00001.12.2024 State Income Tax PR Batch 00001.12.2024 CA SDI PR Batch 00002.12.2024 State Income Tax	12/05/2024	74.27 8,179.55 1,922.59 691.56
Total for this ACH Check for Vendor 10087:				10,867.97
ACH	10094 270474033058896 270474033058896 270474033058896 270474033058896 270474033058896 270474033058896 270474033058896 270474033058896	U.S. Treasury PR Batch 00001.12.2024 FICA Employee Portion PR Batch 00001.12.2024 Medicare Employer Portion PR Batch 00001.12.2024 Medicare Employee Portion PR Batch 00002.12.2024 Medicare Employer Portion PR Batch 00001.12.2024 Federal Income Tax PR Batch 00002.12.2024 Federal Income Tax PR Batch 00002.12.2024 Medicare Employee Portion PR Batch 00001.12.2024 FICA Employer Portion	12/05/2024	8,703.79 2,572.01 2,663.75 98.02 19,964.90 1,487.22 98.02 8,703.79
Total for this ACH Check for Vendor 10094:				44,291.50
ACH	10141 50562946	Ca State Disbursement Unit PR Batch 00001.12.2024 Garnishment	12/05/2024	379.84
Total for this ACH Check for Vendor 10141:				379.84
ACH	10203 VB1450PP25 2024	Voya Financial PR Batch 00001.12.2024 Deferred Comp	12/05/2024	450.00
Total for this ACH Check for Vendor 10203:				450.00
ACH	10264 1002790103 1002790103 1002790103 1002790103 1002790103	CalPERS Supplemental Income Plans PR Batch 00001.12.2024 CalPERS 457 PR Batch 00001.12.2024 100% Contribution PR Batch 00001.12.2024 ROTH-Post-Tax PR Batch 00001.12.2024 457 Loan Repayment PR Batch 00001.12.2024 CalPERS 457 %	12/05/2024	2,109.51 821.18 225.00 117.15 160.94
Total for this ACH Check for Vendor 10264:				3,433.78
ACH	10984 1733256993366	MidAmerica Administrative & Retirement Solutions PR Batch 00001.12.2024 401(a) Deferred Comp	12/05/2024	1,176.28
Total for this ACH Check for Vendor 10984:				1,176.28

Check No	Vendor No Invoice No	Vendor Name Description	Check Date Reference	Check Amount
ACH	11152 827360	Sterling Health Services, Inc PR Batch 00001.12.2024 Flexible Spending Account (PT)	12/05/2024	541.67
Total for this ACH Check for Vendor 11152:				541.67
2282	11155 2024-12	CICCS PR Batch 00001.12.2024 Emp Assistance Program	12/05/2024	95.50
Total for Check Number 2282:				95.50
2283	10387 PP25 2024	Franchise Tax Board PR Batch 00001.12.2024 Garnishment FTB	12/05/2024	98.90
Total for Check Number 2283:				98.90
2284	11204 PP25 2024	Luis Lomeli PR Batch 00001.12.2024 Stipend	12/05/2024	75.00
Total for Check Number 2284:				75.00
15819	UB*05698	Michael Bettis Refund Check Refund Check Refund Check Refund Check Refund Check	12/05/2024	569.27 78.48 126.72 155.53 90.72
Total for Check Number 15819:				1,020.72
15820	UB*05702	Juan Cortez Refund Check Refund Check Refund Check Refund Check Refund Check Refund Check	12/05/2024	4.96 2.85 4.30 2.04 5.53 3.23
Total for Check Number 15820:				22.91
15821	UB*05700	Alejandro Garcia Refund Check Refund Check Refund Check Refund Check	12/05/2024	12.72 26.64 99.68 21.80
Total for Check Number 15821:				160.84
15822	UB*05699	Bryce Mittman Refund Check	12/05/2024	134.60
Total for Check Number 15822:				134.60
15823	UB*05701	Janak Patel Refund Check	12/05/2024	12.20
Total for Check Number 15823:				12.20
15824	10003 60409	All Purpose Rental Core Drill & Bit - Inv Warehouse Block wall Repairs	12/05/2024	93.60
Total for Check Number 15824:				93.60
15825	10144 LYUM1849630	Alsco Inc Cleaning Mats/Air Fresheners 560 Magnolia Dec 2024	12/05/2024	48.45
Total for Check Number 15825:				48.45

Check No	Vendor No Invoice No	Vendor Name Description	Check Date Reference	Check Amount
15826	10420	Amazon Capital Services, Inc.	12/05/2024	
	1LYG-H17H-4WGR	Wall Hooks		11.90
	1LYG-H17H-4WGR	Office Supplies		31.55
	1MKG-PDFG-YDMV	Emergency Thermal Blankets		28.00
	1MKG-PDFG-YDMV	Disposable Foam Earplugs		123.36
	1MKG-PDFG-YDMV	Security Lights		118.91
	1XCW-QQMY-3634	Door Hangers		169.93
Total for Check Number 15826:				483.65
15827	10822	Canon Financial Services, Inc	12/05/2024	
	36195608	Contract Charge - 11/01-11/30/2024 - 12th/Palm		235.78
	36197370	Meter Usage - 10/01-10/31/2024		164.71
	36197370	Contract Charge - 11/01-11/30/2024 - 851 E 6th St		238.56
	36197372	Contract Charge - 11/01-11/30/2024 - 560 Magnolia Ave		450.03
Total for Check Number 15827:				1,089.08
15828	10249	CDW Government LLC	12/05/2024	
	AB5144U	2025 Annual Renewal - AD/Audit Tool - Cybersecurity		4,794.00
Total for Check Number 15828:				4,794.00
15829	10614	Cherry Valley Automotive	12/05/2024	
	48793	Labor - Oil/Filters - Unit 42/OD 55,671		40.00
	48793	Oil/Filters - Unit 42/OD 55,671		100.57
Total for Check Number 15829:				140.57
15830	10112	Cla-Val	12/05/2024	
	906519	Cla Val Maintenance - Well 29		3,027.54
	906519	Labor - Cla Val Maintenance - Well 29		2,872.00
	906520	Labor - Cla Val Maintenance - Champions PRV		2,872.00
	906520	Cla Val Maintenance - Champions PRV		4,448.12
	906522	Cla Val Maintenance - Highland Springs Boosters		5,193.75
	906522	Labor - Cla Val Maintenance - Highland Springs Boosters		2,872.00
Total for Check Number 15830:				21,285.41
15831	10772	CV Strategies	12/05/2024	
	8139	Strategic Communication Services - October 2024		711.25
Total for Check Number 15831:				711.25
15832	11140	Ericka Enriquez	12/05/2024	
	12042024	Birthday Club Reimbursement - E Enriquez - Dec 2024		460.00
Total for Check Number 15832:				460.00
15833	10303	Grainger Inc	12/05/2024	
	9324595371	(1) Eyewash Station for the Inv Warehouse (Safety)		396.90
Total for Check Number 15833:				396.90
15834	10995	Infinity Recycling & Materials Inc	12/05/2024	
	26224	Dumping of Asphalt and Concrete		222.74
	26224	Dumping of Asphalt and Concrete		222.74
Total for Check Number 15834:				445.48
15835	11294	Iris Group Holdings	12/05/2024	
	156977031	Fire Suppression Alarm System - 560 Magnolia Ave		1,974.00
Total for Check Number 15835:				1,974.00

Check No	Vendor No Invoice No	Vendor Name Description	Check Date Reference	Check Amount
15836	11100 13604172	Loomis Armored US, LLC Armored Truck Service - Nov 2024	12/05/2024	316.44
Total for Check Number 15836:				316.44
15837	10233 076747	Pro-Pipe & Supply Thread Seal Tape and Towels	12/05/2024	244.88
Total for Check Number 15837:				244.88
15838	10282 11112024	Rancho Paseo Medical Group Random Employee Testing	12/05/2024	140.00
Total for Check Number 15838:				140.00
15839	11251 1550 1550	Reyes Transport, LLC Shipping - Class II Base Shipping - Class II Base	12/05/2024	1,105.00 1,105.00
Total for Check Number 15839:				2,210.00
15840	10527 64344975	Robert Half Talent Solutions Engineering Admin Temp - 11/18-11/21/2024	12/05/2024	1,592.80
Total for Check Number 15840:				1,592.80
15841	10317 554847 554847	Robertson's Ready Mix Sand for Service Line Repairs Sand for Main Line Repairs	12/05/2024	721.04 721.04
Total for Check Number 15841:				1,442.08
15842	10689 241949	Safety Compliance Company Safety Meeting - Holiday Accidents - 11/06/2024	12/05/2024	250.00
Total for Check Number 15842:				250.00
15843	11131 5216-5	Sherwin-Williams Company Touch Up Paint - 12th & Palm	12/05/2024	206.29
Total for Check Number 15843:				206.29
15844	10568 11302024	Daniel Slawson Meal/Mileage Reimb - WEF Summit - D Slawson - 10/29-10/31/2024	12/05/2024	181.03
Total for Check Number 15844:				181.03
15845	10302 176220 176220	So Cal. Sandbags, Inc Sandbags - Flushing Well 1A Sandbags - Flushing Well 2A	12/05/2024	717.75 717.75
Total for Check Number 15845:				1,435.50
15846	10447 10212024	State Water Resources Control Board - DWOCF T1 Certification Fee - A Powell	12/05/2024	70.00
Total for Check Number 15846:				70.00
15847	11276 68	Universal Green, LLC Landscape Contract Services - Nov 2024	12/05/2024	5,040.00
Total for Check Number 15847:				5,040.00
15848	10035 INV00541119	USA Blue Book (8) DPD Dispensers for Checking Chlorine Residual for Water Sam.	12/05/2024	245.56
Total for Check Number 15848:				245.56

Check No	Vendor No Invoice No	Vendor Name Description	Check Date Reference	Check Amount
15849	10793 D55362	WateReuse Association Prepaid Membership Renewal - 01/01-12/31/2025	12/05/2024	1,633.26
Total for Check Number 15849:				1,633.26
15850	10651 42133	Weldors Supply and Steel, Inc Acetylene 3 Flammable Gas	12/05/2024	92.99
Total for Check Number 15850:				92.99
15851	10633 W17212	West Coast Telcom Products Metal Detector	12/05/2024	6,480.21
Total for Check Number 15851:				6,480.21
15852	10158 125369 125370	Wienhoff Drug Testing Prepaid - Annual Non-DOT Consortium Fee 2025 Prepaid - Annual DOT Consortium Fee 2025	12/05/2024	255.00 100.00
Total for Check Number 15852:				355.00
15853	10447 10282024	State Water Resources Control Board - DWOCP D2 Certification Fee - A Powell	12/05/2024	80.00
Total for Check Number 15853:				80.00
Total for 12/5/2024:				158,442.35
ACH	10894 0001766181 0001766181	Liberty Dental Plan Liberty Dental - Dec 2024 Liberty Dental - Dec 2024	12/10/2024	329.07 -26.54
Total for this ACH Check for Vendor 10894:				302.53
ACH	10901 229520 57168	Ameritas Life Insurance Corp. Ameritas Dental Dec 2024 Ameritas Vision Dec 2024	12/10/2024	2,295.20 571.68
Total for this ACH Check for Vendor 10901:				2,866.88
ACH	10902 53743681113636	Colonial Life Col Life Premiums Nov 2024	12/10/2024	5,527.30
Total for this ACH Check for Vendor 10902:				5,527.30
ACH	10903 4770770332	The Lincoln National Life Insurance Company Life & ADD EE/ER Insurance Dec 2024	12/10/2024	662.73
Total for this ACH Check for Vendor 10903:				662.73
ACH	10288 160068297 160068297 160068297 160068297 160068307 160068307	CalPERS Health Fiscal Services Division Admin Fee for Retired Emp Health Ins Dec 2024 Active Employees Health Ins Dec 2024 Retired Employees Health Ins Dec 2024 Admin Fee for Health Ins Dec 2024 Active Non CalPERS Member Health Ins Dec 2024 Admin Fee Non CalPERS Member Health Ins Dec 2024	12/10/2024	10.53 76,019.15 1,246.42 182.45 2,250.07 5.40
Total for this ACH Check for Vendor 10288:				79,714.02
Total for 12/10/2024:				89,073.46

Check No	Vendor No Invoice No	Vendor Name Description	Check Date Reference	Check Amount
15854	11267 1120	Enova Creative Business Solutions Downpayment - Business Cards	12/11/2024	39.81
Total for Check Number 15854:				39.81
15855	11140 12102024	Ericka Enriquez Birthday Club Reimbursement - Gift Cards	12/11/2024	780.00
Total for Check Number 15855:				780.00
15856	10193 2 2	South West Pump & Drilling, Inc Construction of Well 1A Retention - Construction of Well 1A	12/11/2024	217,550.00 -10,877.50
Total for Check Number 15856:				206,672.50
15857	11277 29597 29597 29597	Surplus Office Sales, Inc (3) 36"x12"x6' Bookcase Delivery & Set Up (6) 2-Drawer Lateral File	12/11/2024	880.71 326.25 3,066.43
Total for Check Number 15857:				4,273.39
15858	10668 19	Thomas Harder & Co Hydrogeological Consulting Services – Well 1A	12/11/2024	1,148.75
Total for Check Number 15858:				1,148.75
Total for 12/11/2024:				212,914.45
ACH	10052 11302024 11302024 11302024 11302024 11302024 11302024	Home Depot Credit Services Maint & Repair - 12th/Palm Supplies Maint & Repair - 39500 Brookside Ave Supplies Maint & Repair - Pipeline & Hydrants Supplies Maint & Repair - General Building Supplies General Safety Supplies Materials -12th & Palm Refurbishment	12/12/2024	13.99 946.05 328.64 828.51 30.40 1,899.48
Total for this ACH Check for Vendor 10052:				4,047.07
ACH	10138 HW201 Dec 2024	ARCO Business Solutions ARCO Fuel Charges 12/03-12/09/2024	12/12/2024	2,222.76
Total for this ACH Check for Vendor 10138:				2,222.76
Total for 12/12/2024:				6,269.83
ACH	10030 700154530138Nov 700154530138Nov 700154530138Nov 700154530138Nov 700154530138Nov 700154530138Nov	Southern California Edison Electricity 10/22/24 to 11/20/24 - Well 25 / WO 31030 Electricity 10/17/24 to 11/17/24 - 815 E 12th Ave Electricity 10/18/24 to 11/18/24 - Wells Electricity 10/22/24 to 11/20/24 - 560 Magnolia Ave Electricity 10/14/24 to 11/12/24 - 851 E 6th St Electricity 10/22/24 to 11/20/24 - 9781 Avenida Miravilla	12/19/2024	40,841.33 524.50 149,511.34 2,234.79 311.89 94.03
Total for this ACH Check for Vendor 10030:				193,517.88
ACH	10031 6018938426 6018938427	Staples Business Advantage Office Supplies Office Supplies	12/19/2024	43.30 43.30
Total for this ACH Check for Vendor 10031:				86.60

Check No	Vendor No Invoice No	Vendor Name Description	Check Date Reference	Check Amount
ACH	10132 4442251 4443507	South Coast AQMD ICE (50-500 HP) EM Elec Gen- Nat Gas - Fac ID 26688 - Well 21 Flat Fee for Last Fiscal Year Emissions - Fac ID 26688 - Well 21	12/19/2024	541.04 165.96
Total for this ACH Check for Vendor 10132:				707.00
ACH	10138 HW201 Dec 2024	ARCO Business Solutions ARCO Fuel Charges 12/10-12/16/2024	12/19/2024	2,349.18
Total for this ACH Check for Vendor 10138:				2,349.18
ACH	11038 36610919 36611165	Clark Pest Control Pest Control - 560 Magnolia Ave Pest Control - 39500 Brookside Ave	12/19/2024	211.00 70.00
Total for this ACH Check for Vendor 11038:				281.00
ACH	10085 1002800496 1002800496 1002800496 1002800496 1002800496 1002800496 1002800496	CalPERS Retirement System PR Batch 00003.12.2024 CalPERS 8% EE Paid PR Batch 00003.12.2024 CalPERS 8.25% EE PEPRA PR Batch 00003.12.2024 CalPERS 1% ER Paid PR Batch 00003.12.2024 CalPERS ER Paid Classic PR Batch 00003.12.2024 CalPERS ER PEPRA PR Batch 00003.12.2024 CalPERS 7% EE Deduction PR Batch 00003.12.2024 CalPERS 8% ER Paid	12/19/2024	2,307.88 6,690.54 170.37 10,629.05 6,998.70 1,192.63 1,155.01
Total for this ACH Check for Vendor 10085:				29,144.18
ACH	10087 0-930-384-528 0-930-384-528 1-412-352-656 1-412-352-656	EDD PR Batch 00003.12.2024 State Income Tax PR Batch 00003.12.2024 CA SDI PR Batch 00004.12.2024 State Income Tax PR Batch 00004.12.2024 CA SDI	12/19/2024	6,679.58 1,794.26 22.40 11.15
Total for this ACH Check for Vendor 10087:				8,507.39
ACH	10094 270475415971526 270475415971526 270475415971526 270475415971526 270475415971526 270475533594480 270475533594480 270475533594480 270475533594480 270475533594480 270475533594480	U.S. Treasury PR Batch 00003.12.2024 Federal Income Tax PR Batch 00003.12.2024 Medicare Employee Portion PR Batch 00003.12.2024 Medicare Employer Portion PR Batch 00003.12.2024 FICA Employee Portion PR Batch 00003.12.2024 FICA Employer Portion PR Batch 00004.12.2024 Federal Income Tax PR Batch 00004.12.2024 Medicare Employee Portion PR Batch 00004.12.2024 Medicare Employer Portion PR Batch 00004.12.2024 FICA Employer Portion PR Batch 00004.12.2024 FICA Employee Portion	12/19/2024	16,821.21 2,571.38 2,436.13 8,126.59 8,126.59 91.92 16.93 16.93 72.39 72.39
Total for this ACH Check for Vendor 10094:				38,352.46
ACH	10141 50728856	Ca State Disbursement Unit PR Batch 00003.12.2024 Garnishment	12/19/2024	379.84
Total for this ACH Check for Vendor 10141:				379.84
ACH	10203 VB1450PP26 2024	Voya Financial PR Batch 00003.12.2024 Deferred Comp	12/19/2024	450.00
Total for this ACH Check for Vendor 10203:				450.00
ACH	10264 1002800522 1002800522 1002800522 1002800522	CalPERS Supplemental Income Plans PR Batch 00003.12.2024 ROTH-Post-Tax PR Batch 00003.12.2024 457 Loan Repayment PR Batch 00003.12.2024 100% Contribution PR Batch 00003.12.2024 CalPERS 457	12/19/2024	475.00 117.15 547.45 2,109.51
Total for this ACH Check for Vendor 10264:				3,249.11

Check No	Vendor No Invoice No	Vendor Name Description	Check Date Reference	Check Amount
ACH	10984 1734471883883	MidAmerica Administrative & Retirement Solutions PR Batch 00003.12.2024 401(a) Deferred Comp	12/19/2024	1,176.28
Total for this ACH Check for Vendor 10984:				1,176.28
ACH	11152 828747	Sterling Health Services, Inc PR Batch 00003.12.2024 Flexible Spending Account (PT)	12/19/2024	541.67
Total for this ACH Check for Vendor 11152:				541.67
2287	10387 PP26 2024	Franchise Tax Board PR Batch 00003.12.2024 Garnishment FTB	12/19/2024	98.90
Total for Check Number 2287:				98.90
15859	UB*05715	Veronica Brey Refund Check Refund Check Refund Check Refund Check	12/19/2024	35.78 19.62 14.08 28.80
Total for Check Number 15859:				98.28
15860	UB*05705	Marylen Cabrera Refund Check Refund Check	12/19/2024	0.52 61.52
Total for Check Number 15860:				62.04
15861	UB*05713	Diane Hartwell Refund Check	12/19/2024	109.33
Total for Check Number 15861:				109.33
15862	UB*05703	Roland Hayes Refund Check Refund Check Refund Check Refund Check Refund Check	12/19/2024	191.96 137.75 136.77 1,177.29 234.46
Total for Check Number 15862:				1,878.23
15863	UB*05714	Meritage Homes of California Inc Refund Check	12/19/2024	335.89
Total for Check Number 15863:				335.89
15864	UB*05717	Mortenson Refund Check Refund Check Refund Check Refund Check	12/19/2024	24.84 1,301.36 42.59 92.28
Total for Check Number 15864:				1,461.07
15865	UB*05709	NPG Asphalt Refund Check Refund Check Refund Check Refund Check	12/19/2024	184.47 2,167.86 49.66 85.14
Total for Check Number 15865:				2,487.13

Check No	Vendor No Invoice No	Vendor Name Description	Check Date Reference	Check Amount
15866	UB*05712	Richmond American Homes	12/19/2024	
		Refund Check		126.32
		Refund Check		29.10
		Refund Check		2,223.15
		Refund Check		16.98
		Refund Check		63.05
Total for Check Number 15866:				2,458.60
15867	UB*05708	RSI Communities LLC	12/19/2024	
		Refund Check		11.59
Total for Check Number 15867:				11.59
15868	UB*05711	RSI Communities LLC	12/19/2024	
		Refund Check		3.82
Total for Check Number 15868:				3.82
15869	UB*05704	Kevin Sartin	12/19/2024	
		Refund Check		91.21
		Refund Check		4.43
		Refund Check		2.59
		Refund Check		5.42
Total for Check Number 15869:				103.65
15870	UB*05707	Taylor Morrison	12/19/2024	
		Refund Check		1,621.27
		Refund Check		92.12
		Refund Check		401.84
		Refund Check		108.19
		Refund Check		185.46
Total for Check Number 15870:				2,408.88
15871	UB*05716	Tri Pointe Homes	12/19/2024	
		Refund Check		28.16
		Refund Check		12.88
Total for Check Number 15871:				41.04
15872	UB*05718	Brittany Turner	12/19/2024	
		Refund Check		64.97
Total for Check Number 15872:				64.97
15873	UB*05706	Alice Wang	12/19/2024	
		Refund Check		84.03
Total for Check Number 15873:				84.03
15874	10000	A C Propane Co	12/19/2024	
	238393	Service Call - 13697 Oak Glen Rd		407.00
	247477	Propane Refill Nov 2024 - 9781 Avenida Miravilla		192.97
	247477	Propane Refill Nov 2024 - 9781 Avenida Miravilla		192.97
	247477	Propane Refill Nov 2024 - 9781 Avenida Miravilla		-192.97
	247478	Propane Refill Nov 2024 - 13697 Oak Glen Rd		496.00
	247478	Propane Refill Nov 2024 - 13697 Oak Glen Rd		-496.00
	247478	Propane Refill Nov 2024 - 13697 Oak Glen Rd		496.00
	247479	Propane Refill Nov 2024 - 13695 Oak Glen Rd		208.14
	247479	Propane Refill Nov 2024 - 13695 Oak Glen Rd		-208.14
	247479	Propane Refill Nov 2024 - 13695 Oak Glen Rd		208.14
Total for Check Number 15874:				1,304.11

Check No	Vendor No Invoice No	Vendor Name Description	Check Date Reference	Check Amount
15875	10792 12192024	A-1 Financial Services Prepaid - January 2025 Rent - 851 E. 6th St Eng Office	12/19/2024	2,896.00
Total for Check Number 15875:				2,896.00
15876	10003 60414	All Purpose Rental Chop saw Blade - 12th/Palm	12/19/2024	169.17
Total for Check Number 15876:				169.17
15877	10144 LYUM1851158 LYUM1852696 LYUM1852697	Alsco Inc Cleaning Mats/Shop Towels 12th/Palm Dec 2024 Cleaning Mats/Air Fresheners 560 Magnolia Dec 2024 Cleaning Mats/Shop Towels 12th/Palm Dec 2024	12/19/2024	31.05 48.54 31.05
Total for Check Number 15877:				110.64
15878	10420 1J6C-LK1G-DXDY	Amazon Capital Services, Inc. Office Supplies	12/19/2024	43.93
Total for Check Number 15878:				43.93
15879	10695 2481 2492 2492	B-81 Paving Inc Paving - Elm Ave Pipeline Project 10 Service Line Repair - City of Beaumont 7 Main Line Repair - City of Beaumont	12/19/2024	17,020.00 18,155.15 10,028.60
Total for Check Number 15879:				45,203.75
15880	10305 B-294 B-294 B-294 B-294	Beaumont Basin Watermaster Dudek WM No 24-38 Thomas Harder Administrative Services WM No 24-34 Thomas Harder Administrative Services WM No 24-36 Thomas Harder Engineering Services WM No 24-39	12/19/2024	16,327.60 260.00 12,876.00 20,386.00
Total for Check Number 15880:				49,849.60
15881	10382 5696	Beaumont Power Equipment Inc Labor - Cut Off Saw Maintenance	12/19/2024	25.99
Total for Check Number 15881:				25.99
15882	10173 300016720	California Society of Municipal Finance Officers 2025 Membership Dues - W Clayton	12/19/2024	150.00
Total for Check Number 15882:				150.00
15883	10351 T1-0360739 T1-0360788	Cherry Valley Nursery & Landscape Supply Sod - Service Repair at 12th/Palm Rose Bushes - 560 Magnolia Ave	12/19/2024	60.34 450.24
Total for Check Number 15883:				510.58
15884	10266 18971	Cozad & Fox Inc. Design & Engineering Services - B Line Replacement Proj	12/19/2024	1,532.10
Total for Check Number 15884:				1,532.10
15885	10772 8148	CV Strategies Strategic Communication Services - November 2024	12/19/2024	3,865.00
Total for Check Number 15885:				3,865.00

Check No	Vendor No Invoice No	Vendor Name Description	Check Date Reference	Check Amount
15886	11228	D I Ready Cleaning Service, Inc	12/19/2024	
	188	Dec 2024 Janitorial Services for 815 E 12th		534.00
	188	Dec 2024 Janitorial Services for 560 Magnolia		1,028.00
	188	Dec 2024 Janitorial Services for 851 E 6th St		288.00
Total for Check Number 15886:				1,850.00
15887	10600 12032024	Gaucho Pest Control Inc. NCR I Rodent Control Dec 2024	12/19/2024	1,000.00
Total for Check Number 15887:				1,000.00
15888	10337 20547 20591	Hilltop Geotechnical, Inc Soil Compaction/Testing - Noble Pipeline Soil Compaction/Testing - Noble Pipeline	12/19/2024	7,810.00 5,424.00
Total for Check Number 15888:				13,234.00
15889	10800 1429 1447	Kyle Irwin Service Call - 13695 Oak Glen Rd Install New Thermostat - 13095 Oak Glen Rd	12/19/2024	1,620.00 145.00
Total for Check Number 15889:				1,765.00
15890	10674 1230797	Michael Baker International Engineering & Design Services - 2850 Booster Station	12/19/2024	7,587.75
Total for Check Number 15890:				7,587.75
15891	10143 16034	Nobel Systems Inc GeoViewer Annual Subscription Renewal 01/01-12/31/2025	12/19/2024	11,500.00
Total for Check Number 15891:				11,500.00
15892	10223 250346 250347	Richards, Watson & Gershon Legal Services Oct Board Approval 12/11/2024 Legal Services Oct Board Approval 12/11/2024	12/19/2024	10,065.00 3,943.20
Total for Check Number 15892:				14,008.20
15893	11295 1061-8649 11302024	Melissa Rodriguez-Elizondo Reimbursement - Year End Payroll Training - M Rodriguez-Elizondo Mileage Reimbursement - M Rodriguez-Elizondo Nov 2024	12/19/2024	134.00 60.84
Total for Check Number 15893:				194.84
15894	10568 12052024	Daniel Slawson Mileage - ACWA Conf - D Slawson 12/4-12/5/2024	12/19/2024	65.26
Total for Check Number 15894:				65.26
15895	10424 471849	Top-Line Industrial Supply, LLC Clamp & Hoses	12/19/2024	130.16
Total for Check Number 15895:				130.16
15896	11256 1180	Water Resources Economics Rate Study - November 2024	12/19/2024	11,655.00
Total for Check Number 15896:				11,655.00

Check No	Vendor No Invoice No	Vendor Name Description	Check Date Reference	Check Amount
15897	11297 12052024	Dontae Williams Reimb - AWC Distribution System Basics Training - D Williams	12/19/2024	349.99
Total for Check Number 15897:				349.99
Total for 12/19/2024:				459,451.11
ACH	10031 6019374382 6019374383 6019826933	Staples Business Advantage Office Supplies Office Supplies IT Office Supplies	12/26/2024	16.15 13.94 442.17
Total for this ACH Check for Vendor 10031:				472.26
ACH	10138 HW201 Dec 2024	ARCO Business Solutions ARCO Fuel Charges 12/17-12/23/2024	12/26/2024	2,117.32
Total for this ACH Check for Vendor 10138:				2,117.32
15898	UB*05710	Splash Car Spa Refund Check Refund Check Refund Check Refund Check	12/26/2024	193.28 2,271.48 52.04 89.20
Total for Check Number 15898:				2,606.00
15899	UB*05602	Tyna Tybor Reissue - Refund Check	12/26/2024	150.00
Total for Check Number 15899:				150.00
15900	10001 11302024 11302024 11302024 11302024 11302024	Action True Value Hardware General Supplies Maint & Repair - Pumping Equip Supplies Transmission & Distribution Small Tools Supplies Maint & Repair - Safety Equip Supplies Meter Maint & Service Supplies	12/26/2024	36.93 17.32 75.21 16.15 13.33
Total for Check Number 15900:				158.94
15901	10420 1W3G-WDWJ-3LT4	Amazon Capital Services, Inc. Office Supplies	12/26/2024	22.62
Total for Check Number 15901:				22.62
15902	10695 2472-Revised 2472-Revised	B-81 Paving Inc 4 Service Line Repairs 3 Main Line Repairs	12/26/2024	8,750.50 9,139.00
Total for Check Number 15902:				17,889.50
15903	10272 11302024 11302024 11302024	Babcock Laboratories Inc 4 Nitrate Samples 60 Coliform Water Samples 15 General Physical Analysis Samples	12/26/2024	79.24 3,121.80 594.60
Total for Check Number 15903:				3,795.64

Check No	Vendor No Invoice No	Vendor Name Description	Check Date Reference	Check Amount
15904	10271	Beaumont Ace Home Center	12/26/2024	
	11302024	Transmission & Distribution Small Tools Supplies		545.30
	11302024	Property Maintenance & Repairs		38.10
	11302024	Materials - 12th & Palm Refurbishment		600.56
	11302024	Maint & Repair - 39500 Brookside Ave Supplies		58.12
	11302024	General Supplies		37.52
	11302024	Well 25 - Property Maintenance & Repairs		62.99
	11302024	Maint & Repair - 560 Magnolia Ave Supplies		6.34
	11302024	Production Small Tools Supplies		93.61
	11302024	Maint & Repair - 851 E 6th St Supplies		6.02
	11302024	Maint & Repair - General Building Supplies		42.44
	11302024	Maint & Repair - Pumping Equip Supplies		214.45
	11302024	General Safety Supplies		97.83
	11302024	Backflow Maintenance		102.48
Total for Check Number 15904:				1,905.76
15905	10774	Jesus Camacho	12/26/2024	
	0592073	(25) Truck Washes - Oct 2024		310.00
	0592077	(25) Truck Washes - Nov 2024		310.00
	0592079	(25) Truck Washes - Nov 2024		310.00
	0592083	(25) Truck Washes - Nov 2024		310.00
	0592105	(25) Truck Washes - Sep 2024		310.00
	0592108	(25) Truck Washes - Sep 2024		310.00
	0592110	(25) Truck Washes - Sep 2024		310.00
	0592111	(25) Truck Washes - Sep 2024		310.00
	0592114	(25) Truck Washes - Sep 2024		310.00
Total for Check Number 15905:				2,790.00
15906	10112	Cla-Val	12/26/2024	
	907482	Cla Val Maintenance - Well 21		2,038.13
	907482	Labor - Cla Val Maintenance - Well 21		2,872.00
	907486	Cla Val Maintenance - Palmer PRV		1,687.29
	907486	Labor - Cla Val Maintenance - Palmer PRV		2,872.00
	907489	Labor - Cla Val Maintenance - Lower Oak Glen PRV		2,333.50
	907489	Cla Val Maintenance - Lower Oak Glen PRV		1,072.70
Total for Check Number 15906:				12,875.62
15907	10942	Diamond Environmental Services LP	12/26/2024	
	0005894333	Basin Handwash Station Rental - 39500 Brookside 12/09-01/05/25		155.65
	0005900804	(1) Rental and Service Portable Restroom 12/16-01/12/25		97.70
	0005900805	(2) Rental and Service Handicap Portable Restroom 12/16-01/12/25		341.55
Total for Check Number 15907:				594.90
15908	11142	Pro-Vigil Inc	12/26/2024	
	IN-372862	Monitoring Program - 39500 Brookside - 12/13-01/09/2025		3,753.76
Total for Check Number 15908:				3,753.76
15909	10341	State Water Resources Control Board	12/26/2024	
	WD-0284241	Annual Permit Fee - Fac 4DW0527 - 07/01/2024-06/30/2025		3,630.00
Total for Check Number 15909:				3,630.00
15910	10424	Top-Line Industrial Supply, LLC	12/26/2024	
	472433	Hex Nipple Adapter - Unit 49		114.46
	472456	Hex Nipple Adapter - Unit 49		114.46
Total for Check Number 15910:				228.92

Check No	Vendor No Invoice No	Vendor Name Description	Check Date Reference	Check Amount
15911	10035 INV00554636	USA Blue Book 0.5 LPM Regulator & CalGas 58L	12/26/2024	393.56
Total for Check Number 15911:				393.56
Total for 12/26/2024:				53,384.80
ACH	10781 10019	Umpqua Bank C R & R Incorporated	12/27/2024	
		Monthly Charges 3 YD Commercial Bin - Cherry Yard - Nov 2024		366.32
		Monthly Charges 3 YD Locked Recycle - 39500 Brookside - Nov 2024		148.22
		Monthly Charges 3 YD Commercial Bin - 39500 Brookside - Nov 2024		366.32
	10037	Waste Management Of Inland Empire		
		Recycling Dumpster Charges - 815 E 12th Nov 2024		111.82
		Organics Cart Charges - 815 E 12th Nov 2024		62.46
		Yard Dumpsters - 815 E 12th Nov 2024		369.22
		Recycling Dumpster Charges - 560 Magnolia Nov 2024		114.28
		Monthly Sanitation - 560 Magnolia Nov 2024		138.78
	10052	Home Depot Credit Services		
		Employee Retention - Holiday Decorations		163.06
		Employee Retention - Holiday Decorations		207.06
	10063	The Record Gazette		
		Notice Inviting Bids - Reservoir Cleaning Inspection & Minor Rep		565.47
	10116	Verizon Wireless Services LLC		
		Cell Phone/iPad Charges for Oct 2024		2,015.49
	10135	Big Time Design		
		Uniforms - Distribution Field Staff		618.49
	10224	Legal Shield		
		Monthly Prepaid Legal for Employees Nov 2024		101.70
	10274	Beaumont Chamber of Commerce		
		Chamber Breakfast - Dec 2024 - D Hoffman		25.00
		Chamber Breakfast - Dec 2024 - L Williams		25.00
		Chamber Breakfast - Dec 2024 - D Slawson		25.00
	10397	Wal-Mart		
		Side Table - 12th & Palm Refurbishment		128.22
	10409	Stater Bros		
		Birthday Club Reimbursement		15.18
	10477	Walgreens		
		Birthday Club Reimbursement		325.00
	10546	Frontier Communications		
		10/25-11/24/2024 Nov FIOS/FAX 851 E 6th Street		369.99
		10/10-11/09/2024 Oct FIOS/FAX 12th/Palm		628.46
		10/25-11/24/2024 Nov FIOS/FAX 560 Magnolia Ave		544.68
	10623	WP Engine		
		Web Host for BCVWD Website Nov 2024		290.00
	10692	MMSoft Design		
		Network Monitoring Software Nov 2024		155.83
	10747	Chick-fil-A		
		Birthday Club Reimbursement		172.06
	10766	Sam's Club		
		Employee Retention - Holiday Decorations		403.29
		Annual District Membership Renewal		119.63
	10784	Autodesk, Inc		
		Auto CAD Software 851 E 6th St - Nov 2024		250.00
		Auto CAD Software 851 E 6th St - Nov 2024		1,050.00
	10790	Microsoft		
		Monthly Microsoft Office License - Nov 2024		1,150.00
		Monthly Microsoft Office License - Nov 2024		16.40
		Monthly Microsoft Office License - Nov 2024		15.00
		Monthly Microsoft Office License - Nov 2024		450.00
	10840	Ready Fresh (Arrowhead)		
		Water - 10/23-11/22/2024 - 851 E 6th St		86.94

Check No	Vendor No Invoice No	Vendor Name Description	Check Date Reference	Check Amount
	10859	Party City		
		Employee Retention - Thanksgiving		88.74
	10892	Zoom Video Communications, Inc.		
		(10) Video Conference - Nov 2024		226.49
	10918	Apple.com		
		Cloud Storage - iPads		9.99
	10921	FlaggerJoe		
		(2) Covered Flagging Stations - Heat Stress Safety		1,990.00
	10926	SSD Alarm		
		Service Request - 815 12th Street		797.00
		Alarm Equip/Rent/Service/Monitor - 851 E. 6th Street		72.12
		Alarm Equip/Rent/Service/Monitor - 815 12th Street		145.29
		Alarm Equip/Rent/Service/Monitor - 39500 Brookside Ave		231.39
		Alarm Equip/Rent/Service/Monitor - 560 Magnolia Ave		336.49
		Alarm Equip/Rent/Service/Monitor - 11083 Cherry Ave		55.23
		Service Request - 815 12th Street		94.50
	10968	Great Place to Work Institute, Inc		
		2023 Great Place to Work Award Plaque		140.09
	10978	Nextiva, Inc.		
		Monthly Phone Service Nov 2024		3,301.74
	11120	Best, Best & Kreiger, LLP		
		Form 700 Training - L Kerney		75.00
	11143	Ferguson US Holdings, Inc		
		Dechlorinator and Fire Hose		2,381.63
	11157	Francotyp-Postalia Inc		
		Postage - Postage Machine		414.00
	11169	Space Exploration Technologies Corp		
		Back Up Internet - Dec 2024		750.00
	11193	Mitsogo, Inc		
		Cyber Security - iPads - Nov 2024		81.00
	11216	DNS Filter		
		Monthly Spam Filter - Nov 2024		225.00
	11218	Kimpton Sawyer Hotel		
		Hotel - Water Education Summit - L Williams - 10/29-10/30/2024		473.65
		Hotel - Water Education Summit - D Slawson - 10/29-10/31/2024		822.34
	11233	Canva US, Inc		
		Graphic Design Software Subscription - Public Outreach Nov 2024		450.00
	11240	Adobe		
		Acrobat Pro Subscription December 2024		719.70
	11252	OpenAI, LLC		
		ChatGPT Subscription - Dec 2024		310.25
	11263	CBPELSG		
		Biennial Renewal - Civil Engineer - D Jagers		180.00
	11280	Constant Contact		
		Communication Subscription 11/29-11/05/2024		80.00
	11296	ATTN: John Lindsay Snap-On Tools		
		Ratchets - Unit 51		495.11
		Total for this ACH Check for Vendor 10781:		26,541.12
		Total for 12/27/2024:		26,541.12
		Report Total (177 checks):		1,006,103.66



**Beaumont-Cherry Valley Water District
Finance and Audit Committee Meeting
January 2, 2025**

Item 4d

STAFF REPORT

TO: Finance and Audit Committee
FROM: William Clayton, Finance Manager
SUBJECT: December 2024 Invoices Pending Approval

Staff Recommendation

Approve the pending invoices totaling \$8,286.71

Background

Staff has reviewed the pending invoices and found the services rendered were acceptable to the District.

Fiscal Impact

There is a \$8,286.71 impact to the District which will be paid from the 2024 budget.

Attachment(s)

1. Richards Watson Gershon Invoice #250910
2. Richards Watson Gershon Invoice #250911

Staff Report prepared by William Clayton, Finance Manager



T 213.626.8484
F 213.626.0078
Fed. I.D. No. 95-3292015

350 South Grand Avenue
37th Floor
Los Angeles, CA 90071

CONFIDENTIAL

This material is subject to the attorney-client privilege and/or attorney work product protection, or otherwise is privileged or confidential. Do not disclose the contents hereof. Do not file with publicly-accessible records.

DAN JAGGERS, GENERAL MANAGER
BEAUMONT- CHERRY VALLEY WATER DISTRICT
560 MAGNOLIA AVENUE
BEAUMONT, CA 92223-2258

Invoice Date: December 10, 2024
Invoice Number: 250910
Matter Number: [REDACTED]

[REDACTED] GENERAL COUNSEL SERVICES

For professional services rendered through November 30, 2024

Fees	7,390.00
Costs	0.00
Total Amount Due	\$7,390.00

TERMS: PAYMENT DUE UPON RECEIPT

PLEASE RETURN THIS PAGE WITH YOUR REMITTANCE TO

RICHARDS, WATSON & GERSHON
350 South Grand Avenue, 37th Floor
Los Angeles, CA 90071

RICHARDS WATSON GERSHON



T 213.626.8484
F 213.626.0078
Fed. I.D. No. 95-3292015

350 South Grand Avenue
37th Floor
Los Angeles, CA 90071

CONFIDENTIAL

This material is subject to the attorney-client privilege and/or attorney work product protection, or otherwise is privileged or confidential. Do not disclose the contents hereof. Do not file with publicly-accessible records.

BEAUMONT-CHERRY VALLEY WATER DISTRICT
DAN JAGGERS, GENERAL MANAGER
560 MAGNOLIA AVENUE
BEAUMONT, CA 92223-2258

Invoice Date: December 10, 2024
Invoice Number: 250911
Matter Number: [REDACTED]

[REDACTED] ADV. CAL OSHA

For professional services rendered through November 30, 2024

Fees	848.00
Costs	48.71
Total Amount Due	\$896.71

TERMS: PAYMENT DUE UPON RECEIPT

PLEASE RETURN THIS PAGE WITH YOUR REMITTANCE TO

RICHARDS, WATSON & GERSHON
350 South Grand Avenue, 37th Floor
Los Angeles, CA 90071

RICHARDS WATSON GERSHON

Payroll

Timecard Proof List

Date Range: 11/01/2024 to 11/30/2024

Beaumont-Cherry Valley Water District

560 Magnolia Avenue
 Beaumont CA 92223
 (951) 845-9581
 www.bcwvd.org



Pay	Date	Per Diem	Reimbursement Cost	# of Meetings YTD
Employee No: 170 Slawson, Daniel				
Chamber Breakfast	11/8/2024	296.40		
San Gorgonio Pass Water Agency Meeting	11/18/2024	296.40		
WRE Financial Workshop	11/20/2024	296.40		
Special Engineering Workshop	11/21/2024	296.40		
Employee No: 170	Total Meetings for November	4	1,185.60 Total Reimbursements	0.00
Employee No: 178 Hoffman, David				
Finance & Audit Committee	11/7/2024	296.40		
Regular Board Meeting	11/13/2024	296.40		
Special Engineering Workshop	11/21/2024	296.40		
Employee No: 178	Total Meetings for November	3	889.20 Total Reimbursements	0.00
Employee No: 179 Covington, John				
Regular Board Meeting	11/13/2024	296.40		
Personnel Committee	11/19/2024	296.40		
WRE Financial Workshop	11/20/2024	296.40		
Special Engineering Workshop	11/21/2024	296.40		
Employee No: 179	Total Meetings for November	4	1,185.60 Total Reimbursements	0.00
Employee No: 193 Ramirez, Andy				
Chamber Breakfast	11/8/2024	296.40	2.28	
Ad Hoc Communications Committee	11/12/2024	296.40		
San Gorgonio Pass Water Agency Meeting	11/18/2024	296.40		
Riverside County Water Task Force	11/19/2024	296.40		
Special Engineering Workshop	11/21/2024	296.40		
Employee No: 193	Total Meetings for November	5	1,482.00 Total Reimbursements	2.28
Employee No: 214 Williams, Lona				
Finance & Audit Committee	11/7/2024	296.40		
Chamber Breakfast	11/8/2024	296.40		
Ad Hoc Communications Committee	11/12/2024	296.40		
Regular Board Meeting	11/13/2024	296.40		
ACWA SGMA State Committee	11/14/2024	296.40		
Personnel Committee	11/19/2024	296.40		
Special Engineering Workshop	11/21/2024	296.40		
Employee No: 214	Total Meetings for November	7	2,074.80 Total Reimbursements	0.00



Beaumont-Cherry Valley Water District
Finance & Audit Committee Meeting
November 7, 2024
Sign-In Sheet

By signing this document, I am verifying that I have attended the meeting and am authorized to receive per diem for my attendance in accordance with District Policy.

Name

Signature

Member David Hoffman Employee #178	
Secretary Lona Williams Employee #214	
Alternate Covington (Alternate) Employee #179	

The stipend for this meeting will be paid on 11/21/2024



Beaumont-Cherry Valley Water District
Ad Hoc Communications Committee Meeting
November 12, 2024
Sign-In Sheet

By signing this document I am verifying that I have attended the meeting and am authorized to receive per diem for my attendance in accordance with District Policy.

Name

Signature

Treasurer Andy Ramirez Employee #193	<i>via zoom</i>
Secretary Lona Williams Employee #214	<i>Lona Williams</i>
David Hoffman (alternate) Employee #178	

The stipend for this meeting will be paid on 11/21/2024



SCANNED

Beaumont-Cherry Valley Water District
Regular Board Meeting
November 13, 2024
Sign-In Sheet

By signing this document, I am verifying that I have attended the meeting and am authorized to receive per diem for my attendance in accordance with District Policy.

Name

Signature

President John Covington Employee #179	
Vice President Daniel Slawson Employee #170	
Secretary Lona Williams Employee #214	
Treasurer Andy Ramirez Employee #193	
Director David Hoffman Employee #178	

The stipend for this meeting will be paid on 11/21/2024





Beaumont-Cherry Valley Water District

Personnel Committee Meeting
November 19, 2024
Sign-In Sheet

By signing this document I am verifying that I have attended the meeting and am authorized to receive per diem for my attendance in accordance with District Policy.

Name

Signature

John Covington Employee #179	
Andy Ramirez Employee #193	
Lona Williams (Alternate) Employee #214	

The stipend for this meeting will be paid on 12/05/2024



Beaumont-Cherry Valley Water District
Special Board Meeting
November 21, 2024
Sign-In Sheet

By signing this document, I am verifying that I have attended the meeting and am authorized to receive per diem for my attendance in accordance with District Policy.

Name


Signature

President John Covington Employee #179	
Vice President Daniel Slawson Employee #170	
Secretary Lona Williams Employee #214	
Treasurer Andy Ramirez Employee #193	
Director David Hoffman Employee #178	

The stipend for this meeting will be paid on 12/05/2024

Beaumont-Cherry Valley Water District


Record of Board Member Expenses/Claim Form for Reimbursement
(Conferences, Meetings, Travels)

Name	Director Daniel Slawson			Division	3	Member ID- Director #	170
Email (optional)				Department-	Board of Directors (110)		
BCVWD Meeting Type	Attended	Date	Location of Meeting	Amount			
Regular Board Meeting (including Engineering Workshop)	<input type="checkbox"/>			\$296.40 per diem per day			
Finance & Audit Committee Meeting	<input type="checkbox"/>			\$296.40 per diem per day			
Personnel Committee Meeting	<input type="checkbox"/>			\$296.40 per diem per day			
Ad Hoc Communications Meeting	<input type="checkbox"/>			\$296.40 per diem per day			
Collaborative Agency Meeting (BCV-Parks Admin)	<input type="checkbox"/>			\$296.40 per diem per day			
San Geronio Pass Water Alliance Meeting	<input type="checkbox"/>			\$296.40 per diem per day			
Special Board Meeting	<input type="checkbox"/>			\$296.40 per diem per day			
Director Training: _____	<input type="checkbox"/>			\$296.40 per diem per day			
Other: Beaumont Chamber breakfast	<input checked="" type="checkbox"/>	11-8-24	Noble Creek Park	\$296.40 per diem per day			
Other: _____	<input type="checkbox"/>			\$296.40 per diem per day			
Is this request to be paid on a meeting not listed under the current Policy? <input type="checkbox"/> Yes <input type="checkbox"/> No							
Expenses	Dates	Details				Amount	
Transportation		<input type="checkbox"/> Taxi/Rental	<input type="checkbox"/> Air	<input type="checkbox"/> Other			\$
		<input type="checkbox"/> Taxi/Rental	<input type="checkbox"/> Air	<input type="checkbox"/> Other			\$
Own Car		Mileage at \$0.67 per mile (2024) _____ miles				\$	
Lodging		Location: _____				\$	
		Location: _____				\$	
Meals		Not to exceed U.S. Dept of General Services, Policy No. 4070.7 / attached receipts for each				\$	
Conference fees		Purpose _____				\$	
		Purpose _____				\$	
Other		Purpose _____				\$	
		Purpose _____				\$	
Subtotal						\$	
Less amount paid by company						\$	
Director Signature						Date 11-8-24	
Approver Signature						Date	

Please attach original receipts for all listed expenses, sign the form and send to the Accounting Department. See information at the back of this form for approved Per Diems and Expenses for Board Members

Beaumont-Cherry Valley Water District


Record of Board Member Expenses/Claim Form for Reimbursement
(Conferences, Meetings, Travels)

Name	Director Daniel Slawson			Division 3	Member ID- Director # 170
Email (optional)				Department- Board of Directors (110)	
BCVWD Meeting Type	Attended	Date	Location of Meeting	Amount	
Regular Board Meeting (including Engineering Workshop)	<input type="checkbox"/>			\$296.40 per diem per day	
Finance & Audit Committee Meeting	<input type="checkbox"/>			\$296.40 per diem per day	
Personnel Committee Meeting	<input type="checkbox"/>			\$296.40 per diem per day	
Ad Hoc Communications Meeting	<input type="checkbox"/>			\$296.40 per diem per day	
Collaborative Agency Meeting (BCV-Parks Admin)	<input type="checkbox"/>			\$296.40 per diem per day	
San Gorgonio Pass Water Alliance Meeting	<input type="checkbox"/>			\$296.40 per diem per day	
Special Board Meeting	<input type="checkbox"/>			\$296.40 per diem per day	
Director Training: _____	<input type="checkbox"/>			\$296.40 per diem per day	
Other: SGPWA Meeting	<input checked="" type="checkbox"/>	11-18-24	SGPWA/zoom	\$296.40 per diem per day	
Other: _____	<input type="checkbox"/>			\$296.40 per diem per day	
Is this request to be paid on a meeting not listed under the current Policy? <input type="checkbox"/> Yes <input type="checkbox"/> No					
Expenses	Dates	Details			Amount
Transportation		<input type="checkbox"/> Taxi/Rental	<input type="checkbox"/> Air	<input type="checkbox"/> Other	\$
		<input type="checkbox"/> Taxi/Rental	<input type="checkbox"/> Air	<input type="checkbox"/> Other	\$
Own Car		Mileage at \$0.67 per mile (2024) _____ miles			\$
Lodging		Location: _____			\$
		Location: _____			\$
Meals		Not to exceed U.S. Dept of General Services, Policy No. 4070.7 / attached receipts for each			\$
Conference fees		Purpose			\$
		Purpose			\$
Other		Purpose			\$
		Purpose			\$
Subtotal					\$
Less amount paid by company					\$
Director Signature					Date 11-19-24
Approver Signature					Date

Please attach original receipts for all listed expenses, sign the form and send to the Accounting Department. See information at the back of this form for approved Per Diems and Expenses for Board Members

Beaumont-Cherry Valley Water District

Record of Board Member Expenses/Claim Form for Reimbursement
(Conferences, Meetings, Travels)

Name	Director Daniel Slawson			Division	3	Member ID- Director #	170
Email (optional)				Department-	Board of Directors (110)		
BCVWD Meeting Type	Attended	Date	Location of Meeting	Amount			
Regular Board Meeting (including Engineering Workshop)	<input type="checkbox"/>			\$296.40 per diem per day			
Finance & Audit Committee Meeting	<input type="checkbox"/>			\$296.40 per diem per day			
Personnel Committee Meeting	<input type="checkbox"/>			\$296.40 per diem per day			
Ad Hoc Communications Meeting	<input type="checkbox"/>			\$296.40 per diem per day			
Collaborative Agency Meeting (BCV-Parks Admin)	<input type="checkbox"/>			\$296.40 per diem per day			
San Gorgonio Pass Water Alliance Meeting	<input type="checkbox"/>			\$296.40 per diem per day			
Special Board Meeting	<input type="checkbox"/>			\$296.40 per diem per day			
Director Training: _____	<input type="checkbox"/>			\$296.40 per diem per day			
Other: WRE financial workshop	<input checked="" type="checkbox"/>	11-20-24	Teams	\$296.40 per diem per day			
Other: _____	<input type="checkbox"/>			\$296.40 per diem per day			
Is this request to be paid on a meeting not listed under the current Policy? <input type="checkbox"/> Yes <input type="checkbox"/> No							
Expenses	Dates	Details	Amount				
Transportation		<input type="checkbox"/> Taxi/Rental <input type="checkbox"/> Air <input type="checkbox"/> Other	\$				
		<input type="checkbox"/> Taxi/Rental <input type="checkbox"/> Air <input type="checkbox"/> Other	\$				
Own Car		Mileage at \$0.67 per mile (2024) _____ miles	\$				
Lodging		Location: _____	\$				
		Location: _____	\$				
Meals		Not to exceed U.S. Dept of General Services, Policy No. 4070.7 / attached receipts for each	\$				
Conference fees		Purpose _____	\$				
		Purpose _____	\$				
Other		Purpose _____	\$				
		Purpose _____	\$				
Subtotal			\$				
Less amount paid by company			\$				
Director Signature							
Approver Signature							
	Date 11-20-24						
	Date						

Please attach original receipts for all listed expenses, sign the form and send to the Accounting Department. See information at the back of this form for approved Per Diems and Expenses for Board Members

Beaumont-Cherry Valley Water District


Record of Board Member Expenses/Claim Form for Reimbursement
(Conferences, Meetings, Travels)

Name	Director John Covington			Division	4	Member ID- Director #	179
Email (optional)				Department-	Board of Directors (110)		
BCVWD Meeting Type	Attended	Date	Location of Meeting	Amount			
Regular Board Meeting (including Engineering Workshop)	<input type="checkbox"/>			\$296.40 per diem per day			
Finance & Audit Committee Meeting	<input type="checkbox"/>			\$296.40 per diem per day			
Personnel Committee Meeting	<input type="checkbox"/>			\$296.40 per diem per day			
Ad Hoc Communications Meeting	<input type="checkbox"/>			\$296.40 per diem per day			
Collaborative Agency Meeting (BCV-Parks Admin)	<input type="checkbox"/>			\$296.40 per diem per day			
San Gorgonio Pass Water Alliance Meeting	<input type="checkbox"/>			\$296.40 per diem per day			
Special Board Meeting	<input type="checkbox"/>			\$296.40 per diem per day			
Director Training: _____	<input type="checkbox"/>			\$296.40 per diem per day			
Other: Financial Workshop	<input checked="" type="checkbox"/>	11/20/2024	Zoom	\$296.40 per diem per day			
Other: _____	<input type="checkbox"/>			\$296.40 per diem per day			
Is this request to be paid on a meeting not listed under the current Policy? <input type="checkbox"/> Yes <input checked="" type="checkbox"/> No							
Expenses	Dates	Details				Amount	
Transportation		<input type="checkbox"/> Taxi/Rental	<input type="checkbox"/> Air	<input type="checkbox"/> Other	\$		
		<input type="checkbox"/> Taxi/Rental	<input type="checkbox"/> Air	<input type="checkbox"/> Other	\$		
Own Car		Mileage at \$0.67 per mile (2024) _____ miles				\$	
Lodging		Location: _____				\$	
		Location: _____				\$	
Meals		Not to exceed U.S. Dept of General Services, Policy No. 4070.7 / attached receipts for each				\$	
Conference fees		Purpose				\$	
		Purpose				\$	
Other		Purpose				\$	
		Purpose				\$	
Subtotal					\$ 296.4		
Less amount paid by company					\$ 0		
Director Signature	<i>John Covington</i>					Date 11/20/2024	
Approver Signature						Date	

Please attach original receipts for all listed expenses, sign the form and send to the Accounting Department. See information at the back of this form for approved Per Diems and Expenses for Board Members

Beaumont-Cherry Valley Water District


Record of Board Member Expenses/Claim Form for Reimbursement
(Conferences, Meetings, Travels)

Name	Director Andy Ramirez			Division	1 Member ID- Director # 193	
Email (optional)				Department- Board of Directors (110)		
BCVWD Meeting Type	Attended	Date	Location of Meeting	Amount		
Regular Board Meeting (including Engineering Workshop)	<input checked="" type="checkbox"/>	10/24	Zoom	\$296.40 per diem per day		
Finance & Audit Committee Meeting	<input type="checkbox"/>		PAID PP23	\$296.40 per diem per day		
Personnel Committee Meeting	<input type="checkbox"/>			\$296.40 per diem per day		
Ad Hoc Communications Meeting	<input checked="" type="checkbox"/>	10/29	Zoom	\$296.40 per diem per day		
Collaborative Agency Meeting (BCV-Parks Admin)	<input type="checkbox"/>		MEETING CANCELLED	\$296.40 per diem per day		
San Gorgonio Pass Water Alliance Meeting	<input type="checkbox"/>			\$296.40 per diem per day		
Special Board Meeting	<input type="checkbox"/>			\$296.40 per diem per day		
Director Training: _____	<input type="checkbox"/>			\$296.40 per diem per day		
Other: Chamber Breakfast	<input checked="" type="checkbox"/>	11/8/24	BCVDP	\$296.40 per diem per day		
Other: _____	<input type="checkbox"/>			\$296.40 per diem per day		
Is this request to be paid on a meeting not listed under the current Policy? <input type="checkbox"/> Yes <input type="checkbox"/> No						
Expenses	Dates	Details				Amount
Transportation		<input type="checkbox"/> Taxi/Rental	<input type="checkbox"/> Air	<input type="checkbox"/> Other		\$
		<input type="checkbox"/> Taxi/Rental	<input type="checkbox"/> Air	<input type="checkbox"/> Other		\$
Own Car	11/8/24	Mileage at \$0.67 per mile (2024) 3.4 miles				\$ 2.28
Lodging		Location:				\$
		Location:				\$
Meals		Not to exceed U.S. Dept of General Services, Policy No. 4070.7 / attached receipts for each				\$
Conference fees		Purpose				\$
		Purpose				\$
Other		Purpose				\$
		Purpose				\$
Subtotal					\$	
Less amount paid by company					\$	
Director Signature					Date	11/8/24
Approver Signature					Date	

Please attach original receipts for all listed expenses, sign the form and send to the Accounting Department. See information at the back of this form for approved Per Diems and Expenses for Board Members

Beaumont-Cherry Valley Water District

Record of Board Member Expenses/Claim Form for Reimbursement
(Conferences, Meetings, Travels)

Name	Director Andy Ramirez			Division	1 Member ID- Director # 193	
Email (optional)				Department- Board of Directors (110)		
BCVWD Meeting Type	Attended	Date	Location of Meeting	Amount		
Regular Board Meeting (including Engineering Workshop)	<input checked="" type="checkbox"/>	10/24	Zoom	\$296.40 per diem per day		
Finance & Audit Committee Meeting	<input type="checkbox"/>	10/24 Paid PP23		\$296.40 per diem per day		
Personnel Committee Meeting	<input type="checkbox"/>	11/12 Paid PP24		\$296.40 per diem per day		
Ad Hoc Communications Meeting	<input checked="" type="checkbox"/>	11/12	Zoom	\$296.40 per diem per day		
Collaborative Agency Meeting (BCV-Parks Admin)	<input type="checkbox"/>			\$296.40 per diem per day		
San Geronio Pass Water Alliance Meeting	<input checked="" type="checkbox"/>	11/18	Zoom	\$296.40 per diem per day		
Special Board Meeting	<input type="checkbox"/>	11/8 Paid PP24		\$296.40 per diem per day		
Director Training: <u>Chamber Breakfast</u>	<input checked="" type="checkbox"/>	11/8	BCVPD	\$296.40 per diem per day		
Other: <u>Riverside County Water Task Force: Virtual Business Meeting</u>	<input checked="" type="checkbox"/>	11/19	Zoom	\$296.40 per diem per day		
Other: _____	<input type="checkbox"/>			\$296.40 per diem per day		
Is this request to be paid on a meeting not listed under the current Policy? <input type="checkbox"/> Yes <input type="checkbox"/> No						
Expenses	Dates	Details			Amount	
Transportation		<input type="checkbox"/> Taxi/Rental	<input type="checkbox"/> Air	<input type="checkbox"/> Other	\$	
		<input type="checkbox"/> Taxi/Rental	<input type="checkbox"/> Air	<input type="checkbox"/> Other	\$	
Own Car		Mileage at \$0.67 per mile (2024) _____ miles			\$	
Lodging		Location: _____			\$	
		Location: _____			\$	
Meals		Not to exceed U.S. Dept of General Services, Policy No. 4070.7 / attached receipts for each			\$	
Conference fees		Purpose			\$	
		Purpose			\$	
Other		Purpose			\$	
		Purpose			\$	
Subtotal					\$	
Less amount paid by company					\$	
Director Signature					Date 11/22/24	
Approver Signature					Date	

Please attach original receipts for all listed expenses, sign the form and send to the Accounting Department. See information at the back of this form for approved Per Diems and Expenses for Board Members

Beaumont-Cherry Valley Water District

Record of Board Member Expenses/Claim Form for Reimbursement
(Conferences, Meetings, Travels)

Name	Director Lona Williams			Division 2	Member ID- Director # 214
Email (optional)				Department- Board of Directors (110)	
BCVWD Meeting Type	Attended	Date	Location of Meeting	Amount	
Regular Board Meeting (including Engineering Workshop)	<input type="checkbox"/>			\$296.40 per diem per day	
Finance & Audit Committee Meeting	<input type="checkbox"/>			\$296.40 per diem per day	
Personnel Committee Meeting	<input type="checkbox"/>			\$296.40 per diem per day	
Ad Hoc Communications Meeting	<input type="checkbox"/>			\$296.40 per diem per day	
Collaborative Agency Meeting (BCV-Parks Admin)	<input type="checkbox"/>			\$296.40 per diem per day	
San Geronio Pass Water Alliance Meeting	<input type="checkbox"/>			\$296.40 per diem per day	
Special Board Meeting	<input type="checkbox"/>			\$296.40 per diem per day	
Director Training: _____	<input type="checkbox"/>			\$296.40 per diem per day	
Other: <u>Chamber Breakfast</u>	<input checked="" type="checkbox"/>	<u>11/08/24</u>	<u>Noble Creek</u>	\$296.40 per diem per day	
Other: <u>Chad Bianco-Sherrif</u>	<input type="checkbox"/>			\$296.40 per diem per day	
Is this request to be paid on a meeting not listed under the current Policy? <input type="checkbox"/> Yes <input type="checkbox"/> No					
Expenses	Dates	Details			Amount
Transportation		<input type="checkbox"/> Taxi/Rental	<input type="checkbox"/> Air	<input type="checkbox"/> Other	\$
		<input type="checkbox"/> Taxi/Rental	<input type="checkbox"/> Air	<input type="checkbox"/> Other	\$
Own Car		Mileage at \$0.67 per mile (2024) _____ miles			\$
Lodging		Location: _____			\$
		Location: _____			\$
Meals		Not to exceed U.S. Dept of General Services, Policy No. 4070.7 / attached receipts for each			\$
Conference fees		Purpose _____			\$
		Purpose _____			\$
Other		Purpose _____			\$
		Purpose _____			\$
Subtotal					\$ <u>296.40</u>
Less amount paid by company					\$
Director Signature					Date <u>11/08/2024</u>
Approver Signature					Date

Please attach original receipts for all listed expenses, sign the form and send to the Accounting Department. See information at the back of this form for approved Per Diems and Expenses for Board Members

Beaumont-Cherry Valley Water District

Record of Board Member Expenses/Claim Form for Reimbursement
(Conferences, Meetings, Travels)

Name	Director Lona Williams			Division 2	Member ID- Director # 214
Email (optional)				Department- Board of Directors (110)	
BCVWD Meeting Type	Attended	Date	Location of Meeting	Amount	
Regular Board Meeting (including Engineering Workshop)	<input type="checkbox"/>			\$296.40 per diem per day	
Finance & Audit Committee Meeting	<input type="checkbox"/>			\$296.40 per diem per day	
Personnel Committee Meeting	<input type="checkbox"/>			\$296.40 per diem per day	
Ad Hoc Communications Meeting	<input type="checkbox"/>			\$296.40 per diem per day	
Collaborative Agency Meeting (BCV-Parks Admin)	<input type="checkbox"/>			\$296.40 per diem per day	
San Gorgonio Pass Water Alliance Meeting	<input type="checkbox"/>			\$296.40 per diem per day	
Special Board Meeting	<input type="checkbox"/>			\$296.40 per diem per day	
Director Training: _____	<input type="checkbox"/>			\$296.40 per diem per day	
Other: <u>State Committee - SGMA</u>	<input checked="" type="checkbox"/>	<u>11/14/24</u>	<u>Zoom</u>	\$296.40 per diem per day	
Other: <u>ACWA - SGMA</u>	<input type="checkbox"/>			\$296.40 per diem per day	
Is this request to be paid on a meeting not listed under the current Policy? <input type="checkbox"/> Yes <input checked="" type="checkbox"/> No					
Expenses	Dates	Details			Amount
Transportation		<input type="checkbox"/> Taxi/Rental	<input type="checkbox"/> Air	<input type="checkbox"/> Other	\$
		<input type="checkbox"/> Taxi/Rental	<input type="checkbox"/> Air	<input type="checkbox"/> Other	\$
Own Car		Mileage at \$0.67 per mile (2024) _____ miles			\$
Lodging		Location: _____			\$
		Location: _____			\$
Meals		Not to exceed \$59/day; please attached receipts for each			\$
Conference fees		Purpose			\$
		Purpose			\$
Other		Purpose			\$
		Purpose			\$
Subtotal					\$ <u>296.40</u>
Less amount paid by company					\$
Director Signature				Date	<u>11/14/2024</u>
Approver Signature				Date	

Please attach original receipts for all listed expenses, sign the form and send to the Accounting Department. See information at the back of this form for approved Per Diems and Expenses for Board Members

ACWA SGMA Implementation Subcommittee Meeting	
Thursday, November 14 2:00 – 3:00 PM	Zoom Link
Chair: Trevor Joseph tjoseph@rwah2o.org	Staff Liaison: Soren Nelson sorenn@acwa.com

1. Introductions (new participants)
2. [Interconnected Surface Water Depletion Papers 2 & 3](#)
 - a. ACWA/GRA Comments
3. Water Banking and SGMA
4. Proposition 4 Funding for Groundwater (\$386.5 million)
 - a. Sustainable Groundwater Management Grant Program
5. Open Discussion – SGMA Implementation



**Beaumont-Cherry Valley Water District
Finance and Audit Committee Meeting
January 2, 2025**

Item 6

STAFF REPORT

TO: Finance and Audit Committee
FROM: Finance and Administration
SUBJECT: Policy Tracking Matrix Progress Dashboard

Staff Recommendation

Approve the policies pending review in the next one to two months as identified on Table 3, Policies to Work on for Subsequent Meetings, or direct staff as desired.

Background

At the June 6, 2024 meeting, staff recommended the approval of adding the Policy Tracking Matrix Dashboard to the Finance and Audit Committee agenda. The dashboard highlights the summary of policies approved and drafted, and those policies that staff are working on for subsequent meetings. The Committee approved said dashboard and reporting updates.

Discussion

Table 1-Summary of Policy Approval Tracking (All Policies)

Department	On Matrix	Draft Created	Committee / Board Reviewed Drafts	Board Adopted	% Complete
Board Administration ¹	25	25	22	22	88.00%
Engineering	8	8	0	1	12.50%
Finance	16	15	8	5	33.33%
Human Resources	68	68	65	65	95.59%
Information Technology ³	52	52	0	0	0.00%

(1) Policies specific to the Board of Directors

Table 2-Recommended Policies to be added to the Policy Matrix

Item	Policy Subject	Policy Contents



Table 3-Policies To Work on for Subsequent Meetings

Item	Policy No.	Priorities Listed	Draft Size	Selected for Processing	Estimated Committee Presentation
1	5080	Purchasing	11 pages	July	February
2	5075	Credit Card Usage	1 page	July	April
3	5035	Fixed Asset Accounting Control	1 page	December	May
4	5040	Fixed Asset Capitalization	1 page	December	May
5	5048	Issuance and Management of Long-Term Debt	N/A	December	June

Fiscal Impact

There is no fiscal impact.

Attachments

1. Policy Approval Tracking Matrix

Staff Report prepared by Sylvia Molina, Assistant Director of Finance and Administration

**Policy Approval Tracking
BCVWD Policy Manual Project**

Policy Number	New Policy Number	Section	Policy Name	HR's Recommendation Responsible Department	Drafted by BCVWD Staff	Approved by Legal Counsel	Presented to Committee	Provisionally Approved by Committee	Presented to Board of Directors	Approved by Board of Directors	Adoption Date	Resolution Number
1	1000	General	Definitions	Redundant	Yes	2/16/2021	2/22/2021	2/22/2021	4/14/2021	4/14/2021	4/14/2021	21-006
	1000		Definitions	Human Resources	Additional Edits	6/28/2021	7/19/2021	7/20/2021	10/13/2021	10/13/2021	10/13/2021	21-018
2	1005	General	Contractual Provisions	Human Resources	Yes	2/16/2021	2/22/2021	2/22/2021	4/14/2021	4/14/2021	4/14/2021	21-006
N/A	1010	General	Policy Manual	Redundant	Yes	2/16/2021	2/22/2021	2/22/2021	4/14/2021	4/14/2021	4/14/2021	21-006
	1010		Policy Manual	Human Resources	Additional Edits	Separate Report	N/A	N/A-directed to Board	3/9/2022	3/9/2022	3/9/2022	22-006
3	2000	Administration	Equal Opportunity	Human Resources	Yes	3/15/2021	3/22/2021	3/22/2021	4/14/2021	4/14/2021	4/14/2021	21-006
4	2006	Administration	Affirmative Action	Human Resources	Yes	Recommend to Remove	3/22/2021	3/22/2021	4/14/2021	4/14/2021	4/14/2021	21-006
5	2010	Administration	Access to Personnel Records	Human Resources	Yes	3/15/2021	3/22/2021	3/22/2021	4/14/2021	4/14/2021	4/14/2021	21-006
6	2015	Administration	Harassment	Human Resources	Yes	1/2/2024	1/16/2024	2/14/2024	2/14/2024	2/14/2024	2/14/2024	24-006
7	2020	Administration	Sexual Harassment	Human Resources	Yes	3/15/2021	3/22/2021	3/22/2021	4/14/2021	4/14/2021	4/14/2021	21-006
N/A	2025	Administration	Whistleblower Protection	Human Resources	Yes	3/15/2021	3/22/2021	3/22/2021	4/14/2021	4/14/2021	4/14/2021	21-006
8	3000	Personnel	Employee Status	Human Resources	Yes	4/12/2021	7/19/2021	7/20/2021	10/13/2021	10/13/2021	10/13/2021	21-018
N/A	3001	Personnel	Employee Information and Emergency	Human Resources	Yes	4/12/2021	6/21/2021	6/21/2021	10/13/2021	10/13/2021	10/13/2021	21-018
N/A	3002	Personnel	Employee Groups	Human Resources	Yes	4/12/2021	5/17/2021	5/17/2021	10/13/2021	10/13/2021	10/13/2021	21-018
N/A	3003	Personnel	Employment Agreements	Removed	Yes	5/10/2022	5/17/2022	Tabled				
9	3005	Personnel	Compensation	Human Resources	Yes	7/13/2021	7/19/2021	7/20/2021	10/13/2021	10/13/2021	10/13/2021	21-018
N/A	3006	Personnel	Revolving Wage Public Works Contractor	Human Resources	Yes	7/13/2021	9/20/2021	9/20/2021	10/13/2021	10/13/2021	10/13/2021	21-018
10 & 49	3010	Personnel	Employee Performance Evaluation	Human Resources	Yes	7/13/2021	9/20/2021	9/20/2021	10/13/2021	10/13/2021	10/13/2021	21-018
11	3015	Personnel	Performance Evaluation-General	Human Resources	Yes	8/3/2021	9/20/2021	9/20/2021	10/13/2021	10/13/2021	10/13/2021	21-018
12	3020	Personnel	Health and Welfare Benefits	Human Resources	Yes	5/10/2022	5/17/2022	5/17/2022	6/8/2022	6/8/2022	6/8/2022	22-019
13	3025	Personnel	Pay Periods	Human Resources	Yes	10/12/2021	11/15/2021	11/15/2021	5/11/2022	5/11/2022	5/11/2022	22-016
14	3030	Personnel	Gift Acceptance Guidelines	Human Resources	Yes	12/10/2021	4/19/2022	4/19/2022	5/11/2022	5/11/2022	5/11/2022	22-016
15	3035	Personnel	Outside Employment	Human Resources	Yes	10/12/2021	4/19/2022	4/19/2022	5/11/2022	5/11/2022	5/11/2022	22-016
16	3040	Personnel	Letters of Recommendation	Human Resources	Yes	6/28/2024	7/16/2024	7/16/2024	8/14/2024	8/14/2024	8/14/2024	24-012
17	3045	Personnel	Executive Officer	Human Resources	Yes	7/29/2024	8/20/2024	11/21/2024				
18	3050	Personnel	Volunteer Personnel Workers	Human Resources	Yes	5/2/2024	6/18/2024	7/16/2024	8/14/2024	8/14/2024	8/14/2024	24-012
19	3055	Personnel	Work Hours, Overtime, and Standby	Human Resources	Yes	6/14/2022	7/19/2022	7/19/2022	9/14/2022	9/14/2022	9/14/2022	22-028
20	3060	Personnel	Continuity of Service	Human Resources	Yes	4/16/2024	4/16/2024	4/16/2024	5/16/2024	5/16/2024	5/16/2024	24-007
20 (incorrect)	3065	Personnel	Reduction In Force	Human Resources	Yes	5/2/2024	6/18/2024	6/18/2024	7/10/2024	7/10/2024	7/10/2024	24-010
21	3070	Personnel	Holidays	Human Resources	Yes	1/2/2024	1/16/2024	1/16/2024	2/14/2024	2/14/2024	2/14/2024	24-002
22	3075	Personnel	Vacation	Human Resources	Yes	11/8/2022	1/17/2023	1/17/2023	2/8/2023	2/8/2023	2/8/2023	23-005
24	3085	Personnel	Sick Leave	Human Resources	Yes	4/8/2024	4/16/2024	4/16/2024	5/16/2024	5/16/2024	5/16/2024	24-007
25	3090	Personnel	Family and Medical Leave	Human Resources	Yes	10/2/2024	11/21/2024	11/21/2024	12/14/2022	12/14/2022	12/14/2022	22-043
26	3095	Personnel	Pregnancy Disability Leave	Human Resources	Yes	9/1/2022	9/20/2022	9/20/2022	12/14/2022	12/14/2022	12/14/2022	22-043
N/A	3096	Personnel	Lactation Accommodation	Human Resources	Yes	8/25/2022	9/20/2022	9/20/2022	12/14/2022	12/14/2022	12/14/2022	22-043
27	3100	Personnel	Bereavement Leave	Human Resources	Yes	5/10/2022	5/17/2022	5/17/2022	6/8/2022	6/8/2022	6/8/2022	22-019
28	3105	Personnel	Personal Leave of Absence	Human Resources	Yes	6/28/2024	7/16/2024	7/16/2024	8/14/2024	8/14/2024	8/14/2024	24-012
29	3110	Personnel	Jury and Witness Duty	Human Resources	Yes	10/5/2023	10/17/2023	11/21/2023	12/13/2023	12/13/2023	1/10/2024	23-051
N/A	3111	Personnel	Leave for Crime Victims and Family	Human Resources	Yes							
30	3115	Personnel	Return to Work Policy	Human Resources	Yes	1/11/2023	1/17/2023	1/17/2023	2/8/2023	2/8/2023	2/8/2023	23-005
31	3120	Personnel	Occupational Injury and Illness	Human Resources	Yes	1/11/2023	1/17/2023	1/17/2023	2/8/2023	2/8/2023	2/8/2023	23-005
N/A	3121	Personnel	Infectious Disease Control	Human Resources	Yes	2/2/2023	2/21/2023	2/21/2023	3/15/2023	3/15/2023	3/15/2023	23-009
N/A	3122	Personnel	Workplace Violence	Human Resources	Yes	1/2/2024	1/16/2024	1/16/2024	2/14/2024	2/14/2024	2/14/2024	24-002
N/A	3123	Personnel	Asset Protection and Fraud	Removed	Yes							
32	3125	Personnel	Uniforms and Protective Clothing	Human Resources	Yes	3/14/2023	3/21/2023	4/18/2023	5/10/2023	5/10/2023	5/10/2023	23-013
33	3130	Personnel	Employee Training, Education and	Human Resources	Yes	6/29/2024	7/16/2024	8/20/2024	9/17/2024	9/17/2024	9/17/2024	24-014
34	3135	Personnel	Occupational Certification and	Human Resources	Yes	6/14/2022	8/16/2022	8/16/2022	9/17/2022	9/17/2022	9/17/2022	22-028
N/A	3136	Personnel	Succession and Workforce Planning	Human Resources	Yes	9/10/2024	9/18/2024	9/18/2024	10/9/2024	10/9/2024	10/9/2024	24-018
35	3140	Personnel	Respiratory Protection Program	Human Resources	Yes	6/29/2024	7/16/2024	7/16/2024	8/14/2024	8/14/2024	8/14/2024	24-012
36	3145	Personnel	Driver Training and Record Review	Human Resources	Yes	10/2/2024	3/21/2023	4/12/2023	4/12/2023	4/12/2023	4/12/2023	23-010
37	3150	Personnel	District Vehicle Usage	Human Resources	Yes	2/5/2024	3/19/2024	4/16/2024	5/16/2024	5/16/2024	5/16/2024	24-007
38	3151	Personnel	Personal Vehicle Usage	Human Resources	Yes	2/5/2024	3/19/2024	3/19/2024	4/10/2024	4/10/2024	4/10/2024	24-006
39	3160	Personnel	HIPAA Compliance and Security Officer	Human Resources	Yes	5/2/2024	6/18/2024	6/18/2024	7/10/2024	7/10/2024	7/10/2024	24-010
41	3170	Personnel	Smoke Free Workplace and Tobacco	Human Resources	Yes	2/5/2024	3/19/2024	3/19/2024	4/10/2024	4/10/2024	4/10/2024	24-006
42	3175	Personnel	Disciplinary Action or Terminations	Human Resources	Yes	6/29/2024	7/16/2024	8/20/2024	9/17/2024	9/17/2024	9/17/2024	24-014
Proposed	3176	Personnel	Transfers and Voluntary Demotion	Human Resources	Yes	9/10/2024	9/18/2024	9/18/2024	10/9/2024	10/9/2024	10/9/2024	24-018
43	3180	Personnel	Nepotism-Employment of Relatives	Human Resources	Yes	4/8/2024	4/16/2024	4/16/2024	5/16/2024	5/16/2024	5/16/2024	24-010
44	3185	Personnel	Employee Separation	Human Resources	Yes	5/2/2024	6/18/2024	6/18/2024	7/10/2024	7/10/2024	7/10/2024	24-010
45	3190	Personnel	Internet, E-Mail, and Electronic	Removed	Yes		N/A	Direct to Full Board				

Priority Legend:
Yellow Highlight = Highest Priority
Light Blue Highlight = Lowest Priority

**Policy Approval Tracking
BCVWD Policy Manual Project**

Policy Number	New Policy Number	Section	Policy Name	HR's Recommendation Responsible Department	Drafted by BCVWD Staff	Approved by Legal Counsel	Presented to Committee	Provisionally Approved by Committee	Presented to Board of Directors	Approved by Board of Directors	Adoption Date	Resolution Number
N/A	3191	Personnel	Electronic Signature Policy	Removed	No		N/A	Direct to Full Board				
46	3195	Personnel	Cellular Telephone Usage	Removed	Yes		N/A	Direct to Full Board				
47	3200	Personnel	Grievance Procedures	Human Resources	Yes	5/2/2024	6/18/2024	6/18/2024	7/10/2024	7/10/2024	7/10/2024	24-010
48	3205	Personnel	Substance Abuse	Human Resources	Yes	12/6/2021	4/19/2022	4/19/2022	5/11/2022	5/11/2022	5/11/2022	22-016
N/A	3206	Personnel	FMCSA Clearinghouse Registration	Human Resources	No	12/6/2021	4/19/2022	4/19/2022	5/11/2022	5/11/2022	5/11/2022	22-016
50	3215	Personnel	Personnel Action Form (PAF)	Human Resources	Yes	4/8/2024	4/16/2024	4/16/2024	5/16/2024	5/16/2024	5/16/2024	24-007
51	3220	Personnel	Recruitment, Selection and Onboarding	Human Resources	Yes	2/5/2024	3/19/2024	3/19/2024	4/10/2024	4/10/2024	4/10/2024	24-006
N/A	3225	Personnel	Employee Leave Donation Program and	Human Resources	Yes	2019	2019	2019	10/9/2019	10/9/2019	10/9/2019	19-011
N/A	3230	Personnel	Workers' Compensation	Human Resources	Yes	5/9/2023	5/16/2023	5/16/2023	6/14/2023	6/14/2023	6/14/2023	23-017
N/A	3231	Personnel	Accommodations for Disability	Human Resources	Yes	5/9/2023	5/16/2023	5/16/2023	6/14/2023	6/14/2023	6/14/2023	23-017
N/A	3235	Personnel	Military Leave	Human Resources	Yes	6/14/2023	8/15/2023	11/21/2023	12/13/2023	12/13/2023	1/10/2024	23-031
N/A	3240	Personnel	Dress Code and Personal Standards	Human Resources	Yes	4/8/2024	4/16/2024	4/16/2024	5/16/2024	5/16/2024	5/16/2024	24-007
N/A	3246	Personnel	Non-Solicitation	Removed	No							
N/A	3250	Personnel	Telecommuting	Removed	No		Tabled					
N/A	3255	Personnel	Other Mandated Leaves of Absence	Human Resources	No	9/10/2024	9/18/2024	9/18/2024	10/9/2024	10/9/2024	10/9/2024	24-018
N/A	3260	Personnel	Time off to Vote	Redundant	No							
1	4005	Board of Directors	Basis of Authority	Administration	Yes		N/A	Direct to Board (Ad Hoc?)				
2	4010	Board of Directors	Members of the Board of Directors	Administration	Yes		N/A	Direct to Board (Ad Hoc?)				
3	4015	Board of Directors	Committees of the Board of Directors	Administration	Yes		N/A	Direct to Board (Ad Hoc?)				
4	4020	Board of Directors	Board President	Administration	Yes		N/A	Direct to Board (Ad Hoc?)				
5	4025	Board of Directors	Board Meetings	Administration	Yes	Verbal Review during	N/A	Directed to Full Board	12/8/2021	12/8/2021	1/11/2023	2023-02
6	4030	Board of Directors	Board Meeting Agendas	Administration	Yes		N/A	Direct to Board (Ad Hoc?)				
7	4035	Board of Directors	Board Meeting Conduct	Administration	Yes		N/A	Direct to Board (Ad Hoc?)				
8	4040	Board of Directors	Board Actions and Decisions	Administration	Yes		N/A	Direct to Board (Ad Hoc?)				
9	4045	Board of Directors	Attendance at Meetings	Administration	Yes		N/A	Direct to Board (Ad Hoc?)				
10	4050	Board of Directors	Minutes of Board Meetings	Administration	Yes		N/A	Direct to Board (Ad Hoc?)				
11	4055	Board of Directors	Rules of Order for Board and	Administration	Yes		N/A	Direct to Board (Ad Hoc?)				
12	4060	Board of Directors	Training, Education and Conferences	Administration	Yes	6/30/2021	N/A	Directed to Full Board	7/14/2021	7/14/2021	7/14/2021	2021-12
13 & 16	4065	Board of Directors	Remuneration, Director Per Diem Fees	Administration	Yes	6/30/2021	N/A	Directed to Full Board	7/14/2021	7/14/2021	7/14/2021	2021-12
14	4070	Board of Directors	Payment of Expenses Incurred on	Administration	Yes		N/A	Direct to Board (Ad Hoc?)			Revisions Requested on	
15	4075	Board of Directors	Expenditure Reimbursement	Administration	Yes		N/A	Direct to Board (Ad Hoc?)				
17	4080	Board of Directors	Membership in Associations	Administration	Yes		N/A	Direct to Board (Ad Hoc?)				
18	4085	Board of Directors	Ethics Training	Administration	Yes		N/A	Direct to Board (Ad Hoc?)				
N/A	4086	Board of Directors	Anti-Harassment Training	Administration	No		N/A	Direct to Board (Ad Hoc?)				
19	4090	Board of Directors	Code of Ethics	Administration	Yes		N/A	Direct to Board (Ad Hoc?)				
20	4095	Board of Directors	Ethics Policy	Administration	Yes		N/A	Direct to Board (Ad Hoc?)				
N/A	4100	Board of Directors	Electronic Communications and Data	Removed	Yes	6/28/2021	N/A	Directed to Full Board	7/14/2021	7/14/2021	7/14/2021	2021-11
1	5005	Operations	Emergency Preparedness	Human Resources	Yes	7/29/2024	8/20/2024	8/20/2024	9/17/2024	9/17/2024	9/17/2024	24-014
2	5010	Operations	Emergency Response Guideline for	Human Resources	Yes							
3	5015	Operations	Hostile or Violent Incidents	Human Resources	Yes	11/8/2022	11/15/2022	11/15/2022	12/14/2022	12/14/2022	12/14/2022	22-043
4	5020	Operations	Computer and Business Continuity	Removed	Yes							
5	5025	Operations	Environmental Health and Safety	Human Resources	Yes	7/29/2024	8/20/2024	8/20/2024	9/17/2024	9/17/2024	9/17/2024	24-014
6	5030	Operations	Illness and Injury Prevention Program	Human Resources	Yes	9/10/2024	9/18/2024	9/18/2024	10/9/2024	10/9/2024	10/9/2024	24-018
N/A	5031	Operations	Budget Preparation	Finance	Yes	11/8/2022	11/15/2022	11/15/2022	12/14/2022	12/14/2022	12/14/2022	22-043
N/A	5033	Operations	User Fee Cost Recovery	Finance	Yes	11/15/2022	N/A	N/A	12/14/2022	12/14/2022	12/14/2022	22-039
7	5035	Operations	Fixed-Asset Accounting Control	Finance	Yes		N/A	Direct to Full Board				
8	5040	Operations	Fixed-Asset Capitalization	Finance	Yes		N/A	Direct to Full Board				
9	5045	Operations	Investment of District Funds	Finance	Yes	11/15/2023	12/5/2024	12/5/2024	12/11/2024	12/11/2024	12/11/2024	24-21
N/A	5046	Operations	Other Post-Employment Benefits	Finance	Yes	5/10/2022	N/A	8/1/2024	8/14/2024	8/14/2024	8/14/2024	24-012
N/A	5047	Operations	Pension Funding	Finance	Yes	8/10/2023	8/1/2024	8/1/2024	8/14/2024	8/14/2024	8/14/2024	24-012
N/A	5048	Operations	Issuance and Management of Long-Term Debt	Finance	No							
10	5050	Operations	Customer Payment Arrangements	Finance	Yes	11/25/2024	12/5/2024					
11	5055	Operations	Employment of Consultants and	Finance	Yes							
12	5060	Operations	Employment of Outside Contractors	Finance	Yes							
13	5065	Engineering	Easement Abandonment	Engineering	Yes		N/A	Direct to Full Board				
14	5066	Engineering	Easement Acceptance	Engineering	No		N/A	Direct to Full Board				
15	5070	Engineering	Encroachment Permits	Engineering	Yes		N/A	Direct to Full Board				

Priority Legend:
Yellow Highlight = Highest Priority
Light Blue Highlight = Lowest Priority

**Policy Approval Tracking
BCVWD Policy Manual Project**

Policy Number	New Policy Number	Section	Policy Name	HR's Recommendation Responsible Department	Drafted by BCVWD Staff	Approved by Legal Counsel	Presented to Committee	Provisionally Approved by Committee	Presented to Board of Directors	Approved by Board of Directors	Adoption Date	Resolution Number
16	5075	Operations	Credit Card Usage	Finance	Yes		8/1/2024					
17	5080	Operations	Purchasing	Finance	Yes		N/A	Direct to Full Board				
N/A	5081	Operations	Contract Review Policy	Removed	No			Direct to Full Board				
18	5085	Operations	Disposal of Surplus Property or	Finance	Yes	11/27/2024	12/9/2024					
19	5090	Operations	Records Retention	Administration	Yes	4/28/2023	4/18/2023					
N/A	5095	Operations	District Residences and Facility	Human Resources	Yes	7/21/2020	6/21/2021	Requested edits, sent to	6/14/2023	6/14/2023	6/14/2023	2023-17
N/A	5100	Operations	Press Relations and Social Media	Information Technology	Yes	1/11/2022	4/19/2022	Requested Edits	5/11/2022	5/11/2022	5/11/2022	21-019
3	5105	Miscellaneous	Public Complaints	Finance	Yes		N/A	Direct to Full Board				2022-016
4	5110	Miscellaneous	Claims Against the District	Finance	Yes	11/15/2023	11/7/2024					
6	5115	Engineering	District Standards for the Furnishing of	Engineering	Yes		N/A	Direct to Full Board				
7	5120	Miscellaneous	Environmental Review Guidelines	Engineering	Yes		N/A	Direct to Full Board				
8	5125	Miscellaneous	Annexation	Engineering	Yes		N/A	Direct to Full Board				
9	5130	Miscellaneous	Construction Requirements	Engineering	Yes		N/A	Direct to Full Board				
1	6005	Miscellaneous	Purpose of Board Policies	Administration	Yes		N/A	Direct to Board (Ad Hoc?)				
2	6010	Miscellaneous	Adoption, Amendment of Policies	Administration	Yes		N/A	Direct to Full Board				
5	6015	Miscellaneous	Public Records	Administration	Yes	4/28/2023	4/18/2023	5/16/2023	6/14/2023	6/14/2023	6/14/2023	2023-17
N/A	6020	Miscellaneous	Copying Public Documents	Administration	Yes		N/A	Direct to Full Board				
N/A	7001	Information Technology	Acceptable Use Policy	Information Technology	Yes			Board Closed Session				
N/A	7002	Information Technology	Access Control Policy	Information Technology	Yes			Board Closed Session				
N/A	7003	Information Technology	IT Hardware and Software Procurement	Information Technology	Yes			Board Closed Session				
N/A	7004	Information Technology	Workstations, Servers, and Network	Information Technology	Yes			Board Closed Session				
N/A	7005	Information Technology	Asset Management Policy	Information Technology	Yes			Board Closed Session				
N/A	7006	Information Technology	Backup and Disaster Recovery Policy	Information Technology	Yes			Board Closed Session				
N/A	7007	Information Technology	Bring Your Own Device (BYOD) Policy	Information Technology	Yes			Board Closed Session				
N/A	7008	Information Technology	Change Management Policy	Information Technology	Yes			Board Closed Session				
N/A	7009	Information Technology	Cloud Computing Policy	Information Technology	Yes			Board Closed Session				
N/A	7010	Information Technology	Third-Party Risk Assessment Policy	Information Technology	Yes			Board Closed Session				
N/A	7011	Information Technology	Configuration Management Policy	Information Technology	Yes			Board Closed Session				
N/A	7012	Information Technology	Cybersecurity Policy	Information Technology	Yes			Board Closed Session				
N/A	7013	Information Technology	Data Breach Notification Policy	Information Technology	Yes			Board Closed Session				
N/A	7014	Information Technology	Data Classification Policy	Information Technology	Yes			Board Closed Session				
N/A	7015	Information Technology	Email and Communication Policy	Information Technology / HR	Yes			Board Closed Session				
N/A	7016	Information Technology	Encryption Policy	Information Technology	Yes			Board Closed Session				
N/A	7017	Information Technology	Incident Response Policy	Information Technology	Yes			Board Closed Session				
N/A	7018	Information Technology	Information Security Policy	Information Technology	Yes			Board Closed Session				
N/A	7019	Information Technology	Internet and Social Media Policy	Information Technology	Yes			Board Closed Session				
N/A	7020	Information Technology	Mobile Device Management Policy	Information Technology	Yes			Board Closed Session				
N/A	7021	Information Technology	Network Security Policy	Information Technology	Yes			Board Closed Session				
N/A	7022	Information Technology	Password Policy	Information Technology / HR	Yes			Board Closed Session				
N/A	7023	Information Technology	Patch Management Policy	Information Technology	Yes			Board Closed Session				
N/A	7024	Information Technology	Physical Security Policy	Information Technology	Yes			Board Closed Session				
N/A	7025	Information Technology	Privacy Policy	Information Technology	Yes			Board Closed Session				
N/A	7026	Information Technology	Remote Access Policy	Information Technology	Yes			Board Closed Session				
N/A	7027	Information Technology	Risk Management Policy	Information Technology	Yes			Board Closed Session				
N/A	7028	Information Technology	Security Awareness and Training Policy	Information Technology / HR	Yes			Board Closed Session				
N/A	7029	Information Technology	Server Management Policy	Information Technology	Yes			Board Closed Session				
N/A	7030	Information Technology	Social Engineering Policy	Information Technology	Yes			Board Closed Session				
N/A	7031	Information Technology	Software Development Policy	Information Technology	Yes			Board Closed Session				
N/A	7032	Information Technology	Third-Party Vendor Management Policy	Information Technology	Yes			Board Closed Session				
N/A	7033	Information Technology	Wireless Network Security Policy	Information Technology	Yes			Board Closed Session				
N/A	7034	Information Technology	IT Asset Disposal (ITAD) or Electronic	Information Technology	Yes			Board Closed Session				
N/A	7035	Information Technology	Drone Policy	Information Technology	Yes			Board Closed Session				
N/A	7036	Information Technology	Asset Protection and Fraud Policy	Information Technology	Yes			Board Closed Session				
N/A	7037	Information Technology	Electronic Signature Policy	Information Technology	Yes			Board Closed Session				
N/A	7038	Information Technology	Cellular Telephone Usage Policy	Information Technology / HR	Yes			Board Closed Session				
N/A	7039	Information Technology	Electronic Communications and Data	Information Technology	Yes			Board Closed Session				
N/A	7040	Information Technology	Computer and Business Continuity	Information Technology	Yes			Board Closed Session				
N/A	7041	Information Technology	Accessibility Policy	Information Technology	Yes			Board Closed Session				
N/A	7042	Information Technology	Personally Identifiable Information (PII)	Information Technology	Yes			Board Closed Session				
N/A	7043	Information Technology	Security and Technology Access for	Information Technology	Yes			Board Closed Session				

Priority Legend:
Yellow Highlight = Highest Priority
Light Blue Highlight = Lowest Priority

