



BEAUMONT-CHERRY VALLEY WATER DISTRICT
560 Magnolia Avenue, Beaumont, CA 92223

**NOTICE AND AGENDA
MEETING OF THE FINANCE AND AUDIT COMMITTEE
of the Board of Directors**

*This meeting is hereby noticed pursuant to
California Government Code Section 54950 et. seq.*

Thursday, October 3, 2024 – 3:00 p.m.
560 Magnolia Avenue, Beaumont, CA 92223

TELECONFERENCE NOTICE

*The BCVWD F&A Committee members will attend in person
at the BCVWD Administrative Office.*

*The meeting is available to the public via Zoom video teleconference
To access the Zoom conference, use the link below:*

<https://us02web.zoom.us/j/81357113079?pwd=QTZYV2RZTVBNQ1lqQ2FkTEpXNFdUUT09>

To telephone in, please dial: (669) 900-9128
Enter Meeting ID: 813 5711 3079
Enter Passcode: 346756

*For Public Comment, use the “**Raise Hand**” feature if on the video call when
prompted. If dialing in, please dial *9 to “**Raise Hand**” when prompted*

*BCVWD provides remote attendance options primarily as a matter of
convenience to the public. Unless a Board member is attending
remotely pursuant to provisions of GC 54953 et. seq., BCVWD will not
stop or suspend its in-person public meeting should a technological
interruption occur with respect to the Zoom teleconference or call-in
line listed on the agenda. Members of the public are encouraged to
attend BCVWD meetings in person at the above address, or remotely
using the options listed.*

Meeting materials will be available on the BCVWD’s website:
<https://bcvwd.gov/document-category/fa-committee-agendas/>

FINANCE & AUDIT COMMITTEE MEETING – OCT. 3, 2024

CALL TO ORDER

ROLL CALL

	David Hoffman, Chair
	Lona Williams

	John Covington (alternate)
--	----------------------------

PUBLIC COMMENT

PUBLIC COMMENT: RAISE HAND OR PRESS *9 for Public Comment or to request to speak when prompted. At this time, any person may address the Finance and Audit Committee on matters within its jurisdiction which are not on the agenda. However, any non-agenda matters that require action will be referred to staff for a report and possible action at a subsequent meeting. Please limit your comments to three minutes. Sharing or passing time to another speaker is not permitted.

ACTION ITEMS

1. **Adjustments to the Agenda:** In accordance with Government Code Section 54954.2, additions to the agenda require a 2/3 vote of the legislative body, or if less than 2/3 of the members are present, a unanimous vote of those members present, which makes the determination that there is a need to take action, and the need to take action arose after the posting of the agenda.
 - a. Item(s) to be removed or continued from the Agenda
 - b. Emergency Item(s) to be added to the Agenda
 - c. Changes to the order of the agenda
2. **Receive and File the Check Register for the Month of August 2024** (pages 4 - 23)
3. **Financial Reports/Recommendations**
 - a. Review of the August 2024 Budget Variance Reports (pages 24 - 35)
 - b. Review of the August 30, 2024 Cash and Investment Balance Report (pages 36 -62)
 - c. Review of Check Register for the Month of September 2024 (pages 63 - 80)
 - d. Review of September 2024 Invoices Pending Approval (pages 81 - 83)
4. **Expense and Per Diem Compensation Claims Submitted for Approval** (pages 84 - 101)
5. **Acknowledge Receipt of the Low-Income Household Water Assistance Program (LIHWAP) Partnership Award from the Community Action Partnership of Riverside County** (pages 102 - 104)
6. **Update on Policy Tracking Matrix** (pages 105 - 110)

7. Preliminary 2024 Budget Review (DRAFT) (No Staff Report)

8. Annual Report: Fleet Maintenance Activity (No Staff Report)

ANNOUNCEMENTS

- Regular Board meeting: Wednesday, Oct. 9 at 6 p.m.
- Finance & Audit Committee special meeting: Thursday, Oct. 17 at 3 p.m. (pending)
- Personnel Committee meeting: Tuesday, Oct. 15 at 5:30 p.m.
- Engineering Workshop: Thursday, Oct. 24 at 6 p.m.
- Finance & Audit Committee meeting: Thursday, Nov. 7 at 3 p.m.

Action List for Future Meetings

- Request for 2024 water theft update

ADJOURNMENT

AVAILABILITY OF AGENDA MATERIALS - Agenda exhibits and other writings that are disclosable public records distributed to all or a majority of the members of the Beaumont-Cherry Valley Water District Finance and Audit Committee in connection with a matter subject to discussion or consideration at a meeting of the Finance and Audit Committee are available for public inspection in the District's office, at 560 Magnolia Avenue, Beaumont, California ("District Office") during business hours, Monday through Thursday from 7:30 a.m. to 5 p.m. If such writings are distributed to members of the Board less than 72 hours prior to the meeting, they will be available from the District Office at the same time or within 24 hours' time as they are distributed to all or a majority of the Board of Directors, except that if such writings are distributed one hour prior to, or during the meeting, they can be made available in the Board Room at the District Office. Materials may also be available on the District's website: www.bcvwd.gov.

REVISIONS TO THE AGENDA - In accordance with §54954.2(a) of the Government Code (Brown Act), revisions to this Agenda may be made up to 72 hours before the Finance and Audit Committee Meeting, if necessary, after mailings are completed. Interested persons wishing to receive a copy of the set Agenda may pick one up at the District Office, located at 560 Magnolia Avenue, Beaumont, California, up to 72 hours prior to the Finance and Audit Committee Meeting.

REQUIREMENTS RE: DISABLED ACCESS - In accordance with Government Code §54954.2(a), requests for a disability related modification or accommodation, including auxiliary aids or services, in order to attend or participate in a meeting, should be made to the District Office, at least 48 hours in advance of the meeting to ensure availability of the requested service or accommodation. The District Office may be contacted by telephone at (951) 845-9581, email at info@bcvwd.gov or in writing at the Beaumont-Cherry Valley Water District, 560 Magnolia Avenue, Beaumont, California 92223.

CERTIFICATION OF POSTING

A copy of the foregoing notice was posted near the regular meeting place of the Finance and Audit Committee of the Beaumont-Cherry Valley Water District and to its website at least 72 hours in advance of the meeting (Government Code §54954.2(a)).

Accounts Payable

Checks by Date - Detail by Check Date

User: wclayton
 Printed: 8/23/2024 10:21 PM

Beaumont-Cherry Valley Water District

560 Magnolia Avenue
 Beaumont California 92223
 (951) 845-9581
<https://bcvwd.gov>



Check No	Vendor	Vendor Name	Check Date	Check Amount
	Invoice #	Description	Reference	
15376	10319	ACWA Joint Powers Insurance Authority	07/29/2024	
	25	Prepaid Property Insurance - Aug 2024-June 2025		102,658.71
	25	Property Insurance - July 2024		9,332.65
Total for Check Number 15376:				111,991.36
Total for 7/29/2024:				111,991.36
ACH	10502	Financial Reporting/Accounting CalPERS	07/30/2024	
	10000001	Prepaid 2024/2025 Annual Unfunded Accrued Liability Classic 3922		266,419.00
	10000001	Prepaid 2024/2025 Annual Unfunded Accrued Liability PEPRA		4,492.00
Total for this ACH Check for Vendor 10502:				270,911.00
Total for 7/30/2024:				270,911.00
ACH	10087	EDD	08/01/2024	
		0-545-582nd Quarter State Taxes		10.27
Total for this ACH Check for Vendor 10087:				10.27
ACH	10085	CalPERS Retirement System	08/01/2024	
	10026984	PR Batch 00001.08.2024 CalPERS 8.25% EE PEPRA		7,841.47
	10026984	PR Batch 00001.08.2024 EE Buyback		138.38
	10026984	PR Batch 00001.08.2024 CalPERS ER Paid Classic		9,710.32
	10026984	PR Batch 00001.08.2024 CalPERS 7% EE Deduction		1,192.63
	10026984	PR Batch 00001.08.2024 CalPERS 8% ER Paid		1,155.01
	10026984	PR Batch 00001.08.2024 CalPERS 1% ER Paid		170.37
	10026984	PR Batch 00001.08.2024 CalPERS ER PEPRA		8,202.66
	10026984	PR Batch 00001.08.2024 CalPERS 8% EE Paid		1,890.75
Total for this ACH Check for Vendor 10085:				30,301.59
ACH	10087	EDD	08/01/2024	
		0-106-671PR Batch 00001.08.2024 CA SDI		1,815.94
		0-106-671PR Batch 00001.08.2024 State Income Tax		7,013.47
Total for this ACH Check for Vendor 10087:				8,829.41
ACH	10094	U.S. Treasury	08/01/2024	
	27046148	PR Batch 00001.08.2024 FICA Employee Portion		9,960.08
	27046148	PR Batch 00001.08.2024 Medicare Employer Portion		2,435.59
	27046148	PR Batch 00001.08.2024 Medicare Employee Portion		2,435.59
	27046148	PR Batch 00001.08.2024 FICA Employer Portion		9,960.08
	27046148	PR Batch 00001.08.2024 Federal Income Tax		16,723.56
Total for this ACH Check for Vendor 10094:				41,514.90
ACH	10141	Ca State Disbursement Unit	08/01/2024	
	49119136	PR Batch 00001.08.2024 Garnishment		379.84
Total for this ACH Check for Vendor 10141:				379.84

Check No	Vendor Vendor Name Invoice Description	Check Date Reference	Check Amount
ACH	10203 Voya Financial VP14501PR Batch 00001.08.2024 Deferred Comp	08/01/2024	450.00
Total for this ACH Check for Vendor 10203:			450.00
ACH	10264 CalPERS Supplemental Income Plans 10026984 PR Batch 00001.08.2024 CalPERS 457 10026984 PR Batch 00001.08.2024 100% Contribution 10026984 PR Batch 00001.08.2024 CalPERS 457 % 10026984 PR Batch 00001.08.2024 ROTH-Post-Tax	08/01/2024	2,281.50 273.72 33.91 275.00
Total for this ACH Check for Vendor 10264:			2,864.13
ACH	10984 MidAmerica Administrative & Retirement Solutions 17223685 PR Batch 00001.08.2024 401(a) Deferred Comp	08/01/2024	1,176.28
Total for this ACH Check for Vendor 10984:			1,176.28
ACH	11152 Sterling Health Services, Inc 794323 PR Batch 00001.08.2024 Flexible Spending Account (PT)	08/01/2024	541.67
Total for this ACH Check for Vendor 11152:			541.67
ACH	10030 Southern California Edison 70035990 Electricity 6/21-7/23/2024 - 13695 Oak Glen Rd 70035990 Electricity 6/21-7/23/2024 - 13697 Oak Glen Rd 70035990 Electricity 6/21-7/23/2024 - 12303 Oak Glen Rd	08/01/2024	351.35 617.26 12.40
Total for this ACH Check for Vendor 10030:			981.01
ACH	10031 Staples Business Advantage 07312024 Pending Refund	08/01/2024	930.74
Total for this ACH Check for Vendor 10031:			930.74
ACH	10042 Southern California Gas Company 07132135 Monthly Gas Charges 6/24-7/24/2024	08/01/2024	14.79
Total for this ACH Check for Vendor 10042:			14.79
ACH	10052 Home Depot Credit Services 8023483 Storage Totes	08/01/2024	107.53
Total for this ACH Check for Vendor 10052:			107.53
ACH	10138 ARCO Business Solutions HW201 Jt ARCO Fuel Charges 07/23-07/29/2024	08/01/2024	2,498.26
Total for this ACH Check for Vendor 10138:			2,498.26
ACH	11038 Clark Pest Control 35474005 Pest Control - 39500 Brookside Ave 35758307 Pest Control - 9781 Avenida Miravilla	08/01/2024	70.00 110.00
Total for this ACH Check for Vendor 11038:			180.00
2256	11155 CICC 2024-8 PR Batch 00001.08.2024 Emp Assistance Program	08/01/2024	95.50
Total for Check Number 2256:			95.50
2257	11204 Luis Lomeli PP16 202-PR Batch 00001.08.2024 Stipend	08/01/2024	75.00
Total for Check Number 2257:			75.00

Check No	Vendor Vendor Name Invoice Description	Check Date Reference	Check Amount
15377	10001 Action True Value Hardware 07242024 Swamp Cooler Maintenance Supplies - Well 29 07242024 Supplies - Unit 45 07242024 Deadbolt & Padlock - Well 4A	08/01/2024	10.23 14.00 40.92
Total for Check Number 15377:			65.15
15378	10144 AlSCO Inc LYUM18: Cleaning Mats/Air Fresheners 560 Magnolia July 2024	08/01/2024	58.94
Total for Check Number 15378:			58.94
15379	10272 Babcock Laboratories Inc 07302024 16 Hexavalent Chromium Samples 07302024 16 Coliform Water Samples	08/01/2024	1,882.72 832.48
Total for Check Number 15379:			2,715.20
15380	10283 BCVWD Custodian of Petty Cash 07292024 Court Case Record	08/01/2024	3.00
Total for Check Number 15380:			3.00
15381	10271 Beaumont Ace Home Center 07282024 Landscape Maint Supplies 07282024 Production Small Tools Supplies 07282024 Maint & Repair - Pumping Equip Supplies 07282024 Transmission & Distribution Small Tools Supplies 07282024 Maint & Repair - Pipeline & Hydrants Supplies 07282024 Well 25 - Maint & Repair - Pumping Equip Supplies 07282024 General Supplies	08/01/2024	35.27 128.16 23.13 135.40 38.73 123.40 137.61
Total for Check Number 15381:			621.70
15382	11161 Boot Barn Holdings INV0038: Boot Voucher Reimbursement - A Powell INV0038: Boot Voucher Reimbursement - E Dahlstrom INV0038: Boot Voucher Reimbursement - J Bean INV0038: Boot Voucher Reimbursement - J Medina INV0038: Boot Voucher Reimbursement - T Ohara	08/01/2024	200.00 184.23 196.83 200.00 179.39
Total for Check Number 15382:			960.45
15383	10016 City of Beaumont EP2024-0 EP0142 - Elm St & 4th St PLP-091	08/01/2024	1,120.70
Total for Check Number 15383:			1,120.70
15384	11194 Dudek 20240521 Well Siting & Feasibility Study - Jun 2024	08/01/2024	1,475.00
Total for Check Number 15384:			1,475.00
15385	10174 GFOA 00021289 2023 ACFR Certificate of Achievement Review Fee	08/01/2024	460.00
Total for Check Number 15385:			460.00
15386	10398 Infosend, Inc 267437 Postage Charges for CCR Postcards 267437 (19,519) Supply and Processing Charges for CCR Postcards	08/01/2024	4,007.71 2,964.09
Total for Check Number 15386:			6,971.80

Check No	Vendor Vendor Name Invoice Description	Check Date Reference	Check Amount
15387	11222 Ludwig Engineering Associates, Inc. 0031765 Design & Eng Services - Elm Ave Pipeline Project 0031765 Design & Eng Services - 11th St Pipeline Replacement Project 0031765 Design & Eng Services - American Ave Pipeline Replacement Proj	08/01/2024	1,993.09 4,439.15 2,627.26
Total for Check Number 15387:			9,059.50
15388	10527 Robert Half Talent Solutions 63843198 Engineering Admin Temp - 7/8-7/11/2024	08/01/2024	1,592.80
Total for Check Number 15388:			1,592.80
15389	11131 Sherwin-Williams Company 6032-0 Paint - 12th & Palm Refurbishment	08/01/2024	1,538.83
Total for Check Number 15389:			1,538.83
15390	10385 Waterline Technologies, Inc. - PSOC 5698072 Chlorine - Well 25	08/01/2024	2,415.00
Total for Check Number 15390:			2,415.00
15391	UB*0555 Larry Anderson Refund Check	08/01/2024	38.84
Total for Check Number 15391:			38.84
15392	UB*0555 Beaumont Crossroads Logistics II Park Refund Check	08/01/2024	1,976.00
Total for Check Number 15392:			1,976.00
15393	UB*0555 Rafaele Felberg Refund Check Refund Check	08/01/2024	11.33 132.68
Total for Check Number 15393:			144.01
15394	UB*0555 Inland Empire Resource Conservation District Refund Check	08/01/2024	990.00
Total for Check Number 15394:			990.00
15395	UB*0555 Heather Jimenez Refund Check	08/01/2024	150.00
Total for Check Number 15395:			150.00
15396	UB*0555 Alexander Muniz Refund Check Refund Check Refund Check Refund Check	08/01/2024	3.58 2.93 8.03 1.71
Total for Check Number 15396:			16.25
15397	UB*0555 Pardee Homes Refund Check Refund Check Refund Check Refund Check	08/01/2024	542.91 957.05 250.57 146.17
Total for Check Number 15397:			1,896.70

Check No	Vendor Vendor Name Invoice Description	Check Date Reference	Check Amount
15398	UB*0555 Richmond American Homes Refund Check	08/01/2024	6.23
Total for Check Number 15398:			6.23
15399	UB*0555 RSI Communities LLC Refund Check	08/01/2024	647.74
Total for Check Number 15399:			647.74
15400	UB*0555 RSI Communities LLC Refund Check Refund Check Refund Check Refund Check	08/01/2024	29.82 51.12 263.07 110.77
Total for Check Number 15400:			454.78
15401	UB*0555 RSI Communities-California LLC Refund Check Refund Check Refund Check Refund Check Refund Check	08/01/2024	19.62 197.28 432.00 25.48 14.08
Total for Check Number 15401:			688.46
15402	UB*0555 Taylor Morrison Refund Check	08/01/2024	303.32
Total for Check Number 15402:			303.32
15403	UB*0555 Taylor Morrison Refund Check	08/01/2024	1,844.00
Total for Check Number 15403:			1,844.00
15404	UB*0555 Summer Terrell Refund Check	08/01/2024	83.08
Total for Check Number 15404:			83.08
15405	UB*0555 Tri Pointe Homes Refund Check	08/01/2024	2,212.67
Total for Check Number 15405:			2,212.67
15406	UB*0555 Tyna Tybor/BCVWD Refund Check Refund Check Refund Check Refund Check Refund Check	08/01/2024	206.21 21.81 24.31 12.72 2.90
Total for Check Number 15406:			267.95
15407	UB*0555 Françoise Wainwright Refund Check Refund Check Refund Check Refund Check	08/01/2024	0.15 2.58 0.32 0.27
Total for Check Number 15407:			3.32

Check No	Vendor Vendor Name Invoice Description	Check Date Reference	Check Amount
15408	UB*0555 Shena Weeks Refund Check	08/01/2024	150.00
Total for Check Number 15408:			150.00
15409	UB*0557 Yuanyuan Zhang Refund Check	08/01/2024	56.86
Total for Check Number 15409:			56.86
15410	UB*0558 Yue Zheng Refund Check	08/01/2024	70.97
Total for Check Number 15410:			70.97
Total for 8/1/2024:			132,010.17
ACH	10288 CalPERS Health Fiscal Services Division 15617906 Admin Fee for Retired Emp Health Ins August 2024 15617906 Retired Employees Health Ins August 2024 15617906 Active Employees Health Ins August 2024 15617906 Admin Fee for Health Ins August 2024 15617907 Admin Fee Non CalPers Member Health Ins August 2024 15617907 Active Non CalPers Member Health Ins August 2024	08/08/2024	15.33 2,545.58 75,438.77 181.05 5.40 2,250.07
Total for this ACH Check for Vendor 10288:			80,436.20
ACH	10894 Liberty Dental Plan 00017278 Liberty Dental - Aug 2024	08/08/2024	350.30
Total for this ACH Check for Vendor 10894:			350.30
ACH	10901 Ameritas Life Insurance Corp. 220420 Ameritas Dental August 2024 53996 Ameritas Vision August 2024	08/08/2024	2,204.20 539.96
Total for this ACH Check for Vendor 10901:			2,744.16
ACH	10902 Colonial Life 53743680 Col Life Premiums July 2024	08/08/2024	5,720.92
Total for this ACH Check for Vendor 10902:			5,720.92
ACH	10903 The Lincoln National Life Insurance Company 47275924 Life & ADD EE/ER Insurance August 2024	08/08/2024	669.68
Total for this ACH Check for Vendor 10903:			669.68
ACH	10031 Staples Business Advantage 60022494 Office Supplies 60066925 Office Supplies 60077605 Office Supplies 60077605 Office Supplies 60085864 Office Supplies	08/08/2024	68.52 144.56 40.51 102.23 70.74
Total for this ACH Check for Vendor 10031:			426.56
ACH	10052 Home Depot Credit Services 4025013 Wire - 12th & Palm Fence Repair 4025013 Fish Tape Tool - Unit 17 6621631 GFCI Power Block & Extention Cord 8012421 Materials - 12th & Palm Refurbishment 8074936 Materials - 12th & Palm Refurbishment H9887-31 Electrical Supplies H9887-31 Wire - 12th & Palm Fence Repair WM7474: Hammer Drill & Grinder - Unit 44 & 52	08/08/2024	17.67 128.22 145.41 365.21 878.64 34.43 74.67 1,394.29
Total for this ACH Check for Vendor 10052:			3,038.54

Check No	Vendor Vendor Name Invoice Description	Check Date Reference	Check Amount
ACH	10138 ARCO Business Solutions HW201 AARCO Fuel Charges 07/30-08/05/2024	08/08/2024	2,371.60
Total for this ACH Check for Vendor 10138:			2,371.60
ACH	10743 Townsend Public Affairs, Inc 21686 Consulting Services - June 2024 21985 Consulting Services - Aug 2024	08/08/2024	5,000.00 5,000.00
Total for this ACH Check for Vendor 10743:			10,000.00
ACH	11038 Clark Pest Control 35660996 Pest Control - 39500 Brookside Ave 35660997 Pest Control - 815 E 12th St	08/08/2024	70.00 130.00
Total for this ACH Check for Vendor 11038:			200.00
Total for 8/8/2024:			105,957.96
ACH	10031 Staples Business Advantage 60089976 Office Supplies 60089976 Office Supplies 60089976 Office Supplies	08/15/2024	208.42 47.94 40.69
Total for this ACH Check for Vendor 10031:			297.05
ACH	10052 Home Depot Credit Services 1520334 AMR/AMI Antenna Installation 2511440 Flashing Tape - 12th and Palm Refurbishment	08/15/2024	57.65 375.49
Total for this ACH Check for Vendor 10052:			433.14
ACH	10138 ARCO Business Solutions HW201 AARCO Fuel Charges 08/06-08/12/2024	08/15/2024	2,639.64
Total for this ACH Check for Vendor 10138:			2,639.64
ACH	10085 CalPERS Retirement System 10027091 PR Batch 00002.08.2024 CalPERS 8.25% EE PEPRA 10027091 PR Batch 00002.08.2024 CalPERS 1% ER Paid 10027091 PR Batch 00002.08.2024 CalPERS ER PEPRA 10027091 PR Batch 00002.08.2024 CalPERS 8% ER Paid 10027091 PR Batch 00002.08.2024 CalPERS 7% EE Deduction 10027091 PR Batch 00002.08.2024 CalPERS ER Paid Classic 10027091 PR Batch 00002.08.2024 CalPERS 8% EE Paid	08/15/2024	7,741.20 170.37 8,097.75 1,155.01 1,192.63 10,067.18 2,052.75
Total for this ACH Check for Vendor 10085:			30,476.89
ACH	10087 EDD 1-468-498 PR Batch 00002.08.2024 CA SDI 1-468-498 PR Batch 00002.08.2024 State Income Tax	08/15/2024	1,764.17 6,522.82
Total for this ACH Check for Vendor 10087:			8,286.99
ACH	10094 U.S. Treasury 27046283 PR Batch 00002.08.2024 Federal Income Tax 27046283 PR Batch 00002.08.2024 Medicare Employer Portion 27046283 PR Batch 00002.08.2024 Medicare Employee Portion 27046283 PR Batch 00002.08.2024 FICA Employee Portion 27046283 PR Batch 00002.08.2024 FICA Employer Portion	08/15/2024	15,903.63 2,331.97 2,331.97 9,405.74 9,405.74
Total for this ACH Check for Vendor 10094:			39,379.05

Check No	Vendor Vendor Name Invoice Description	Check Date Reference	Check Amount
ACH	10141 Ca State Disbursement Unit 49284361 PR Batch 00002.08.2024 Garnishment	08/15/2024	379.84
Total for this ACH Check for Vendor 10141:			379.84
ACH	10203 Voya Financial VB1450P PR Batch 00002.08.2024 Deferred Comp	08/15/2024 PR Batch 00002.08.2024	450.00
Total for this ACH Check for Vendor 10203:			450.00
ACH	10264 CalPERS Supplemental Income Plans 10027091 PR Batch 00002.08.2024 457 Loan Repayment 10027091 PR Batch 00002.08.2024 ROTH-Post-Tax 10027091 PR Batch 00002.08.2024 CalPERS 457 % 10027091 PR Batch 00002.08.2024 CalPERS 457	08/15/2024	89.65 275.00 17.10 2,331.50
Total for this ACH Check for Vendor 10264:			2,713.25
ACH	10984 MidAmerica Administrative & Retirement Solutions 17235846 PR Batch 00002.08.2024 401(a) Deferred Comp	08/15/2024	1,176.28
Total for this ACH Check for Vendor 10984:			1,176.28
ACH	11152 Sterling Health Services, Inc 799632 PR Batch 00002.08.2024 Flexible Spending Account (PT)	08/15/2024	541.67
Total for this ACH Check for Vendor 11152:			541.67
15411	10001 Action True Value Hardware 18975 Supplies - Unit 51 19185 Sounding Tube - Well 20	08/15/2024	28.17 3.32
Total for Check Number 15411:			31.49
15412	10319 ACWA Joint Powers Insurance Authority 073120242023/2024 4th Qtr Workers Comp 1005 Ergonomics Assessment Certification Workshop - R Berioso	08/15/2024	21,428.21 300.00
Total for Check Number 15412:			21,728.21
15413	10003 All Purpose Rental 59272 12 Ft Step Ladder Rental - Install AMR/AMI Antennas	08/15/2024	36.00
Total for Check Number 15413:			36.00
15414	10420 Amazon Capital Services, Inc. 1CXJ-61VMold Resistant Primer 1NKW-JXDisaster Preparedness Supplies 1WMN-6Office Supplies	08/15/2024	361.80 1,445.00 105.60
Total for Check Number 15414:			1,912.40
15415	10272 Babcock Laboratories Inc 08082024 4 Nitrate Samples 08082024 1 Iron By ICP Sample 08082024 1 504-EDB/DBCP Sample 08082024 30 Coliform Water Samples CG40737-15 General Physical Analysis Samples	08/15/2024	79.24 19.81 111.49 1,560.90 594.60
Total for Check Number 15415:			2,366.04

Check No	Vendor Vendor Name Invoice Description	Check Date Reference	Check Amount
15416	10271 Beaumont Ace Home Center	08/15/2024	
	545632 General Supplies		7.53
	545632 Small Tools, Parts, & Maintenance		105.56
	545690 Small Tools, Parts, & Maintenance		25.85
	545803 Small Tools, Parts, & Maintenance		53.86
	545846 Maint & Repair - Safety Equipment		19.58
	545856 Maint & Repair - Pumping Equipment		33.38
	545896 Maint & Repair - Pumping Equipment		43.09
	545896 Maint & Repair - Pumping Equipment		57.82
	545926 Landscape Maintenance		15.99
	545926 General Supplies		3.86
	545978 General Supplies		33.92
	545983 Maint & Repair - 39500 Brookside Ave		213.02
	545986 Maint & Repair - 39500 Brookside Ave		12.92
	545997 Landscape Maintenance		9.87
	545998 General Supplies		5.13
	546081 Maint & Repair - Pumping Equipment		14.48
	546119 Small Tools, Parts, & Maintenance		446.61
	546119 General Supplies		14.52
	546187 General Supplies		1.93
	546298 General Supplies		16.15
	546410 Maint & Repair - Pumping Equipment		23.11
	546415 Small Tools, Parts, & Maintenance		24.77
	546448 General Supplies		30.15
	546452 General Supplies		-2.41
	546473 Meter Maintenance and Services		57.90
	546493 General Supplies		47.24
	546493 Maint & Repair - 560 Magnolia Ave		40.92
	546520 Small Tools, Parts, & Maintenance		51.17
	546520 Landscape Maintenance		8.68
	546520 General Supplies		13.45
	546522 Meter Maintenance and Services		19.91
	Total for Check Number 15416:		1,449.96
15417	10173 California Society of Municipal Finance Officers INV-11422024 Budget Award Plate Fee (2023 Award Season)	08/15/2024	50.00
	Total for Check Number 15417:		50.00
15418	10774 Jesus Camacho	08/15/2024	
	154966 (25) Truck Washes June 2024		310.00
	154972 (25) Truck Washes June 2024		310.00
	154974 (25) Truck Washes June 2024		310.00
	154977 (25) Truck Washes July 2024		310.00
	154978 (25) Truck Washes July 2024		310.00
	154980 (25) Truck Washes July 2024		310.00
	154982 (25) Truck Washes July 2024		310.00
	Total for Check Number 15418:		2,170.00
15419	10614 Cherry Valley Automotive	08/15/2024	
	47614 Labor - Tire Repair - Unit 3/OD 89,637		26.00
	47637 Air Conditioner Recharge - Unit 51/OD 11,041		81.71
	Total for Check Number 15419:		107.71
15420	10614 Cherry Valley Automotive	08/15/2024	
	47637 Labor - Air Conditioner Recharge - Unit 51/OD 11,041		130.00
	Total for Check Number 15420:		130.00

Check No	Vendor Vendor Name Invoice Description	Check Date Reference	Check Amount
15421	10996 Edmund Clark 08142024 Boot Reimbursement - E Clark	08/15/2024	200.00
Total for Check Number 15421:			200.00
15422	10772 CV Strategies 8024 Strategic Communication Services - July 2024	08/15/2024	3,001.25
Total for Check Number 15422:			3,001.25
15423	11228 D I Ready Cleaning Service, Inc 155 August 2024 Janitorial Services for 851 E 6th St 155 August 2024 Janitorial Services for 560 Magnolia	08/15/2024	290.00 1,030.00
Total for Check Number 15423:			1,320.00
15424	10942 Diamond Environmental Services LP 00055385 Basin Handwash Station Rental - 39500 Brookside 07/22-08/18/2024 00055450 (1) Rental and Service Portable Restroom - 07/29-08/25/2024 00055450 (2) Rental and Service Handicap Portable Restroom 07/29-08/25/24	08/15/2024	151.69 95.33 341.55
Total for Check Number 15424:			588.57
15425	10244 Fiserv Inc 03454000 Customer Returned Check Reimbursement	08/15/2024	25.00
Total for Check Number 15425:			25.00
15426	10600 Gaucho Pest Control Inc. 08052024 NCR I Rodent Control Aug 2024	08/15/2024	1,000.00
Total for Check Number 15426:			1,000.00
15427	11230 Healthpointe Medical Group, Inc 631530-4. Pre-Employment Testing	08/15/2024	65.00
Total for Check Number 15427:			65.00
15428	10719 HR Dynamics & Performance Management, Inc 08052024 HR Consulting Services - Jun/Jul 2024	08/15/2024	1,240.00
Total for Check Number 15428:			1,240.00
15429	10398 Infosend, Inc 266468 July 2024 Supply Charges for Utility Billing 266468 July 2024 Processing Charges for Utility Billing 266469 July 2024 Postage Charges for Utility Billing	08/15/2024	599.87 830.71 4,577.39
Total for Check Number 15429:			6,007.97
15430	10809 Inner-City Auto Repair & Tires 5945 Labor - Evaporator Replacement - Unit 4/OD 71,654 5945 Evaporator Replacement - Unit 4/OD 71,654 5958 Transmission Oil Cooler Repair - Unit 36/OD 60,640 5958 Labor - Transmission Oil Cooler Repair - Unit 36/OD 60,640	08/15/2024	1,375.00 292.15 537.54 680.00
Total for Check Number 15430:			2,884.69
15431	10496 John Borden Heating & Air Conditioning S-101831 AC Repair - 560 Magnolia Ave	08/15/2024	1,270.00
Total for Check Number 15431:			1,270.00
15432	11100 Loomis Armored US, LLC 13524879 Armored Truck Service - July 2024	08/15/2024	318.70
Total for Check Number 15432:			318.70

Check No	Vendor Invoice #	Vendor Name Description	Check Date Reference	Check Amount
15433	10223 248599	Richards, Watson & Gershon Legal Services June 2024 Board Approval 8/14/2024	08/15/2024	6,827.36
Total for Check Number 15433:				6,827.36
15434	10645	Riverside Housing Development Corp 07302024 Claim Reimbursement - 785 5th Street	08/15/2024	1,652.00
Total for Check Number 15434:				1,652.00
15435	10527	Robert Half Talent Solutions 63856056 Engineering Admin Temp - 7/15-7/18/2024 63895998 Engineering Admin Temp - 7/22-7/25/2024 63924077 Engineering Admin Temp - 7/29-8/1/2024 63938746 Engineering Admin Temp - 08/05-08/08/2024	08/15/2024	1,592.80 1,592.80 1,592.80 1,592.80
Total for Check Number 15435:				6,371.20
15436	10491 75694a	Rogers, Anderson, Malody & Scott, LLP Annual Audit Services FY 2023 - July 2024	08/15/2024	5,570.00
Total for Check Number 15436:				5,570.00
15437	10689 237644	Safety Compliance Company Safety Meeting - Near-Misses - 07/16/2024	08/15/2024	250.00
Total for Check Number 15437:				250.00
15438	11127 07312024	Cenica Smith Mileage Reimbursement - C Smith July 2024	08/15/2024	5.36
Total for Check Number 15438:				5.36
15439	10284	Underground Service Alert of Southern California 24-25003 2023 Annual State Fee for Regulatory Cost - Dig Safe Board	08/15/2024	1,202.22
Total for Check Number 15439:				1,202.22
15440	10934 4073148	USAFact, Inc Pre-Employment Background Check	08/15/2024	143.52
Total for Check Number 15440:				143.52
15441	11256 1101	Water Resources Economics Rate Study - July 2024	08/15/2024	4,120.00
Total for Check Number 15441:				4,120.00
15442	10158 123086	Wienhoff Drug Testing Random Drug Testing - DOT Program	08/15/2024	340.00
Total for Check Number 15442:				340.00
15443	10753	Lona Williams 08092024 Mileage Reimb - BIA Conf - L Williams - 08/09/2024 08132024 Mileage Reimb - ACWA Meeting - L Williams - 08/13/2024	08/15/2024	55.34 45.02
Total for Check Number 15443:				100.36
15444	11027 1185 1185	Urban Water Institute, Inc Conference Registration - L Williams - 8/21-8/23/2024 Conference Registration - A Ramirez - 8/21-8/23/2024	08/15/2024	895.00 895.00
Total for Check Number 15444:				1,790.00
Total for 8/15/2024:				163,048.81

Check No	Vendor Vendor Name	Check Date	Check Amount
ACH	Invoice Description	Reference	
	10781 Umpqua Bank	08/16/2024	
	10784 Autodesk, Inc		
	Auto CAD Software 851 E 6th St - Jul 2024		250.00
	Auto CAD Software 851 E 6th St - Jul 2024		700.00
	Auto CAD Software 851 E 6th St - Jul 2024		350.00
	10790 Microsoft		
	Monthly Microsoft Office License - Jul 2024		1,148.52
	Monthly Microsoft Office License - Jul 2024		454.84
	Monthly Microsoft Office License - Jul 2024		16.40
	10815 BIA/Baldy View Chapter		
	BIA Conference Registration - A Ramirez		75.00
	10840 Ready Fresh (Arrowhead)		
	Water - 06/23-07/22/24 - 851 E 6th St		86.94
	10865 CPS HR Consulting		
	HR Training/Fundamentals of Human Resources - S Molina		210.00
	HR Training/ Classification and Compensation - R Berioso		310.00
	10892 Zoom Video Communications, Inc.		
	(10) Video Conference - July 2024		226.49
	10913 TypeForm S.L.		
	Annual Renewal - Form Builder for Website		714.00
	10918 Apple.com		
	Cloud Storage - iPads		9.99
	10926 SSD Alarm		
	Alarm Equip/Rent/Service/Monitor - 39500 Brookside Ave		78.00
	Alarm Equip/Rent/Service/Monitor - 39500 Brookside Ave		300.53
	Alarm Equip/Rent/Service/Monitor - 851 E. 6th St		93.67
	Alarm Equip/Rent/Service/Monitor - 815 12th St		150.70
	Alarm Equip/Rent/Service/Monitor - 11083 Cherry St		71.73
	Alarm Equip/Rent/Service/Monitor - 560 Magnolia Ave		437.02
	10940 Mike's Tree and Landscape Service		
	Downed Tree Service - Edgar Canyon		2,600.00
	10946 Safeguard		
	Mold Inspection - 815 E 12th St		845.00
	10964 CMTA		
	2024/2025 Membership Dues - S Molina		110.00
	10978 Nextiva, Inc.		
	Monthly Phone Service Jul 2024		3,299.30
	11000 Federal Aviation Administration		
	Drone Registration License Fee		5.00
	11010 Water ISAC		
	Annual Membership Dues - R Rasha - 09/24/2024-09/23/2025		580.00
	11027 Urban Water Institute, Inc		
	Conference Registration - A Ramirez - 08/21-08/23/2024		795.00
	Conference Registration - D Slawson - 08/21-08/23/2024		895.00
	11133 ARC Document Solutions		
	Large Scale Plans - PLP091 Elm Ave		197.25
	11143 Ferguson US Holdings, Inc		
	Key for Temporary Meter Locking Device		65.78
	Temporary Meter Locking Devices		1,237.13
	11169 Space Exploration Technologies Corp		
	Back Up Internet - July 2024		750.00
	11193 Mitsogo, Inc		
	Cyber Security - iPads - July 2024		67.50
	11216 DNS Filter		
	Monthly Spam Filter - Jul 2024		225.00
	11234 File Invite Limited		
	Monthly Secure Storage/Secure File Transfer - Aug 2024		1,145.83
	11238 McDonald's		
	Birthday Club Reimbursement		100.47
	11240 Adobe		
	Acrobat Pro Subscription August 2024		719.70

Check No	Vendor Vendor Name Invoice Description	Check Date Reference	Check Amount
11252	OpenAI, LLC ChatGPT Subscription - Aug 2024		210.00
11269	Midwest Tongs, Inc. Snake Handling Supplies		686.57
11271	Paradise Point Resort & Spa Hotel - UWI Conf - L Williams 08/21-08/23/2024 Hotel - UWI Conf - A Ramirez 08/21-08/23/2024		701.90 701.90
10019	C R & R Incorporated Monthly Charges 3 YD Commercial Bin - Cherry Yard - Jul 2024 Monthly Charges 3 YD Locked Recycle - 39500 Brookside - Jul 2024 Monthly Charges 3 YD Commercial Bin - 39500 Brookside - Jul 2024		310.41 98.46 310.41
10037	Waste Management Of Inland Empire Recycling Dumpster Charges - 815 E 12th July 2024 Organics Cart Charges - 815 E 12th July 2024 Yard Dumpsters - 815 E 12th July 2024 Recycling Dumpster Charges - 560 Magnolia July 2024 Monthly Sanitation - 560 Magnolia July 2024		109.77 61.31 362.43 109.77 133.30
10052	Home Depot Credit Services Hammer & Rope Grading Supplies Torch Kit - Water Samples Materials for 12th & Palm Refurbishment		61.37 75.23 68.94 5,823.86
10074	American Water Works Association Non-Revenue Water Course Registration - S Molina		460.00
10116	Verizon Wireless Services LLC Cell Phone/iPad Charges for July 2024		1,977.47
10135	Big Time Design Uniforms - Field Staff Uniforms - Field Staff		120.68 490.26
10224	Legal Shield Monthly Prepaid Legal for Employees Jul 2024		200.35
10274	Beaumont Chamber of Commerce Chamber Breakfast - Jul 2024 - D Hoffman Chamber Breakfast - Jul 2024 - L Williams Chamber Breakfast - Jul 2024 - D Slawson 2024 State of the City - D Hoffman 2024 State of the City - J Covington 2024 State of the City - L Williams 2024 State of the City - A Ramirez 2024 State of the District - D Slawson 2024 State of the District - A Ramirez 2024 State of the City - J Bean Chamber Breakfast - Aug 2024 - D Hoffman		21.67 21.67 21.66 100.00 100.00 100.00 75.00 100.00 100.00 75.00 25.00
10319	ACWA Joint Powers Insurance Authority CAPIO Webinar Registration - 07/31/2024 - A Ramirez CAPIO Webinar Registration - 07/31/2024 - L Williams CAPIO Webinar Registration - 07/18/2024 - A Ramirez CAPIO Webinar Registration - 07/31/2024 - D Hoffman HR Training - R Berioso - 8/15/2024		50.00 50.00 30.00 50.00 35.00
10338	California Special Districts Association CSDA Conference Registration - 09/09-09/12/2024 - D Slawson CSDA Conference Registration - 09/09-09/12/2024 - L Williams		775.00 775.00
10409	Stater Bros Birthday Club Reimbursement Ice - Heat Stress Safety		315.18 37.10
10477	Walgreens Birthday Club Reimbursement		150.00
10532	Go Daddy.com Domain Registration - BCVWD.INFO		35.17
10546	Frontier Communications 06/25-07/24/2024 July FIOS/FAX 851 E 6th Street 06/10-07/09/2024 July FIOS/FAX 12th/Palm 06/25-07/24/2024 July FIOS/FAX 560 Magnolia Ave		354.99 559.01 522.24

Check No	Vendor Invoice #	Vendor Name Description	Check Date Reference	Check Amount
10573		O'Reilly Auto Parts Motor Oil		55.45
10593		Tiger Supplies Dual Grade Laser Tripod - Grading Ponds		2,077.00
10623		WP Engine Web Host for BCVWD Website Jul 2024		115.00
10692		MMSoft Design Network Monitoring Software July 2024 Network Back-Up Software July 2024		808.86 311.38
Total for this ACH Check for Vendor 10781:				40,242.56
Total for 8/16/2024:				40,242.56

Check No	Vendor Vendor Name Invoice Description	Check Date Reference	Check Amount
ACH	10087 EDD 0-814-194PR Batch 00001.08.2024 State Income Tax 0-814-194PR Batch 00002.08.2024 State Income Tax 0-814-194PR Batch 00002.08.2024 CA SDI 0-814-194PR Batch 00001.08.2024 CA SDI	08/22/2024	25.34 1.78 1.79 5.74
Total for this ACH Check for Vendor 10087:			34.65
ACH	10094 U.S. Treasury 27046350 PR Batch 00001.08.2024 FICA Employee Portion 27046350 PR Batch 00002.08.2024 Federal Income Tax 27046350 PR Batch 00002.08.2024 Medicare Employer Portion 27046350 PR Batch 00002.08.2024 FICA Employee Portion 27046350 PR Batch 00002.08.2024 FICA Employer Portion 27046350 PR Batch 00001.08.2024 Medicare Employer Portion 27046350 PR Batch 00002.08.2024 Medicare Employee Portion 27046350 PR Batch 00001.08.2024 Medicare Employee Portion 27046350 PR Batch 00001.08.2024 FICA Employer Portion	08/22/2024	32.68 32.12 2.54 10.85 10.85 7.64 2.54 7.64 32.68
Total for this ACH Check for Vendor 10094:			139.54
ACH	10030 Southern California Edison 70015453 Electricity 06/21/24 to 07/23/24 - Wells 70015453 Electricity 06/21/24 to 07/23/24 - Well 25 / WO 31030 70015453 Electricity 06/13/24 to 07/15/24 - 851 E 6th St 70015453 Electricity 06/21/24 to 07/23/24 - 9781 Avenida Miravilla 70015453 Electricity 06/21/24 to 07/23/24 - 560 Magnolia Ave 70015453 Electricity 06/18/24 to 07/18/24 - 815 E 12th Ave 70015453 Electricity 06/21/24 to 07/23/24 - Wells	08/22/2024	2,541.86 88,984.92 526.55 627.01 7,189.07 1,347.22 236,851.09
Total for this ACH Check for Vendor 10030:			338,067.72
ACH	10031 Staples Business Advantage 60094507 Office Supplies 60094507 Office Supplies 60094507 Office Supplies 60094507 Office Supplies 60094507 Office Supplies	08/22/2024	8.82 37.70 26.92 130.04 355.51
Total for this ACH Check for Vendor 10031:			558.99
ACH	10052 Home Depot Credit Services 3021825 Materials - 12th & Palm Refurbishment 4021710 Hard Hats & Safety Vests 4021711 Doors - 12th & Palm Refurbishment 5021555 Materials - 12th & Palm Refurbishment 7020301 Cleaning Supplies 7020301 Key Case and Wrench - Unit 51 9511898 Router Tool and Bit - Unit 17	08/22/2024	560.08 96.78 417.99 185.49 350.03 48.36 414.81
Total for this ACH Check for Vendor 10052:			2,073.54
ACH	10138 ARCO Business Solutions HW201 AARCO Fuel Charges 08/13-08/19/2024	08/22/2024	3,728.65
Total for this ACH Check for Vendor 10138:			3,728.65
ACH	10147 Online Information Services, Inc 1269907 236 Credit Reports for Jul 2024	08/22/2024	725.60
Total for this ACH Check for Vendor 10147:			725.60
ACH	10350 NAPA Auto Parts 219171 Undercoat and Bug Wash - Unit 41	08/22/2024	61.82
Total for this ACH Check for Vendor 10350:			61.82

Check No	Vendor Vendor Name Invoice Description	Check Date Reference	Check Amount
ACH	10709 Core & Main LP T254500 17 - Blue Paint 20oz Can T254500 79 - White Paint 20oz Can T254500 103 - 1 X CL Brass Nipple T254500 120 - Black Paint 20oz Can T254500 120 - Purple Paint 20oz Can T254500 1 - E2605SG 2 Adpt Mip X Sgcts T254500 7 - E2609SG 1 Cplg SgXSg CTS T363679 1320 - 1 X CL Brass Nipple UC57379 Credit	08/22/2024	142.51 643.52 483.89 1,093.88 1,005.95 102.80 201.24 6,201.23 -7,864.76
Total for this ACH Check for Vendor 10709:			2,010.26
15445	10792 A-1 Financial Services 08222024 September 2024 Rent - 851 E. 6th St Eng Office	08/22/2024	2,796.00
Total for Check Number 15445:			2,796.00
15446	10001 Action True Value Hardware 19629 Transmission & Distribution Small Tools Supplies 20423 Meter Maint & Service Supplies 20611 Maint & Repair - Pumping Equip Supplies 20611 Maint & Repair - Pumping Equip Supplies 20940 Maint & Repair - General Building Supplies	08/22/2024	12.92 36.86 16.24 16.24 19.37
Total for Check Number 15446:			101.63
15447	10144 Alsco Inc LYUM18: Cleaning Mats/Air Fresheners 560 Magnolia Aug 2024	08/22/2024	58.94
Total for Check Number 15447:			58.94
15448	10420 Amazon Capital Services, Inc. 1N9G-QE Laser Level Sensor Holder 1XWP-1M Office Supplies	08/22/2024	78.78 39.60
Total for Check Number 15448:			118.38
15449	10867 Arcosa Crushed Concrete ACCL104 Haul Away Used Asphalt - 4th St & Elm Ave ACCL104 Haul Away Used Asphalt - 4th St & Elm Ave ACCL104 Haul Away Used Asphalt - 4th St & Elm Ave ACCL104 Haul Away Used Asphalt - 4th St & Elm Ave ACCL104 Haul Away Used Asphalt - 4th St & Elm Ave ACCL104 Haul Away Used Asphalt - 4th St & Elm Ave	08/22/2024	110.00 110.00 110.00 110.00 110.00 55.00
Total for Check Number 15449:			605.00
15450	10271 Beaumont Ace Home Center 545814 Transmission & Distribution Small Tools Supplies 545936 Transmission & Distribution Small Tools Supplies 545952 Transmission & Distribution Small Tools Supplies 546090 General Supplies 546126 Materials - 4th/Elm Pipeline Installation 546133 Materials - 4th/Elm Pipeline Installation 546138 Transmission & Distribution Small Tools Supplies 546150 General Supplies 546181 Maint & Repair - Pipeline & Hydrants Supplies 546183 Materials - 4th/Elm Pipeline Installation 546208 Transmission & Distribution Small Tools Supplies 546245 General Supplies 546258 Transmission & Distribution Small Tools Supplies 546263 General Supplies 546459 Transmission & Distribution Small Tools Supplies 546482 General Safety Supplies	08/22/2024	86.67 23.68 37.70 90.43 49.02 26.48 11.84 23.68 67.77 58.13 31.40 145.41 62.78 142.10 37.69 630.31

Check No	Vendor Invoice #	Vendor Name Description	Check Date Reference	Check Amount
	546596	Maint & Repair - Pumping Equip Supplies		55.89
	546702	Maint & Repair - General Building Supplies		15.40
	546718	Production Small Tools Supplies		53.85
	546731	Maint & Repair - General Building Supplies		30.79
	546792	Landscape Maint Supplies		56.12
	546793	Maint & Repair - Pumping Equip Supplies		67.63
	546801	Materials - 12th & Palm Refurbishment		11.40
	546808	Production Small Tools Supplies		26.93
	546811	Maint & Repair - Pumping Equip Supplies		21.53
	546818	Production Small Tools Supplies		35.55
	546818	Materials - 12th & Palm Refurbishment		39.85
	546822	Maint & Repair - Pumping Equip Supplies		26.91
	546822	Maint & Repair - Pumping Equip Supplies		11.80
	546823	Production Small Tools Supplies		51.17
Total for Check Number 15450:				2,029.91
15451	10382	Beaumont Power Equipment Inc	08/22/2024	
	5294	Trench Shovel		213.28
Total for Check Number 15451:				213.28
15452	11268	Bluetek Unlimited LLC	08/22/2024	
	1178-01	Mold Remediation - 12th and Palm Field Office		15,800.00
Total for Check Number 15452:				15,800.00
15453	10338	California Special Districts Association	08/22/2024	
	72936	CSDA Pre Conf Session - L Kerney 10/21-10/23/2024		285.00
Total for Check Number 15453:				285.00
15454	10249	CDW Government LLC	08/22/2024	
	ST31842	Dell OptiPlex 7020 Plus - CIP PC Replacement		4,954.10
Total for Check Number 15454:				4,954.10
15455	10244	Fiserv Inc	08/22/2024	
	05519900	Customer Returned Check Reimbursement		59.93
Total for Check Number 15455:				59.93
15456	10303	Grainger Inc	08/22/2024	
	92086910	Exhaust Muffler		91.41
Total for Check Number 15456:				91.41
15457	10995	Infinity Recycling & Materials Inc	08/22/2024	
	25507	Class II Base - Main Line Repairs		240.00
	25507	Class II Base - Service Line Repairs		240.00
Total for Check Number 15457:				480.00
15458	10398	Infosend, Inc	08/22/2024	
	267790	July 2024 Supply Charges for Utility Billing		129.16
	267790	July 2024 Processing Charges for Utility Billing		182.92
	267791	July 2024 Postage Charges for Utility Billing		923.22
Total for Check Number 15458:				1,235.30
15459	10809	Inner-City Auto Repair & Tires	08/22/2024	
	6084	Oil/Filters - Unit 40/OD 49,352		149.63
	6084	Labor - Oil/Filters - Unit 40/OD 49,352		55.00
	6087	Oil/Filter - Unit 49/OD 16,843		77.50
	6087	Labor - Oil/Filter - Unit 49/OD 16,843		30.00
Total for Check Number 15459:				312.13

Check No	Vendor Vendor Name Invoice Description	Check Date Reference	Check Amount
15460	11100 Loomis Armored US, LLC 13543618 Armored Truck Service - August 2024	08/22/2024	325.85
Total for Check Number 15460:			325.85
15461	10693 Pres-Tech Equipment Company INV-0010 Hatch Hardware Set (For Vacuum Tank Hatch) INV-0010 Hatch Seal	08/22/2024	790.54 290.65
Total for Check Number 15461:			1,081.19
15462	10171 Riverside Assessor - County Recorder 24-21902: Jul 2024 Lien Fees	08/22/2024	60.00
Total for Check Number 15462:			60.00
15463	10527 Robert Half Talent Solutions 63965128 Engineering Admin Temp - 08/12-08/15/2024	08/22/2024	1,592.80
Total for Check Number 15463:			1,592.80
15464	10317 Robertson's Ready Mix 508032 Sand - 4th St & Elm Ave	08/22/2024	1,244.68
Total for Check Number 15464:			1,244.68
15465	10506 Santa Ana Watershed Project Authority BMP-202 Basin Monitoring Program - July 2024 BMP-202 Prepaid Basin Monitoring Program - Aug 2024 - June 2025	08/22/2024	2,373.73 26,110.48
Total for Check Number 15465:			28,484.21
15466	11131 Sherwin-Williams Company 1311-8 Paint - 12th & Palm Refurbishment	08/22/2024	53.58
Total for Check Number 15466:			53.58
15467	11119 Statewide Traffic Safety and Signs, Inc 13012442 28" Cone Lime/Blk 7lb W/6" & 4	08/22/2024	195.80
Total for Check Number 15467:			195.80
15468	10443 Superior Gate Services 176 Repair Security Gate - 12th/Palm	08/22/2024	275.00
Total for Check Number 15468:			275.00
15469	10424 Top-Line Industrial Supply, LLC 469882 Clamp, Cam-Lok, Wrench, Strainer 469882 Labor - Clamp, Cam-Lok, Wrench, Strainer 469981 Nozzle and Socket - Unit 44 470008 1/2" Clearbraid Hose	08/22/2024	149.13 25.00 82.01 3.60
Total for Check Number 15469:			259.74
15470	10596 Tractor Supply Co 278105 Materials - 4th/Elm Pipeline Installation 278251 Locks, Ball Valve, and Hooks	08/22/2024	215.44 286.55
Total for Check Number 15470:			501.99
15471	10824 U-Line 18140700 Rubber Air Hose - 50 ft 18140700 Air Compressor - Vertical Tank, 30 gallon 18140700 Air Compressor Starter Kit 18140700 Parking Lot Stencil - "STOP"	08/22/2024	87.99 1,150.72 33.85 124.09
Total for Check Number 15471:			1,396.65

Check No	Vendor Vendor Name Invoice Description	Check Date Reference	Check Amount
15472	10421 Vulcan Materials Company 74068341 Temp Asphalt - Main Lines 74068341 Temp Asphalt - Services Lines	08/22/2024	1,299.20 1,299.19
Total for Check Number 15472:			2,598.39
15473	10385 Waterline Technologies, Inc. - PSOC 5702272 Chlorine - Well 29	08/22/2024	2,242.50
Total for Check Number 15473:			2,242.50
15474	UB*056(D.R. Horton Refund Check	08/22/2024	1,830.67
Total for Check Number 15474:			1,830.67
15475	UB*056(Extended Water Arrearages Program Refund Check	08/22/2024	207.34
Total for Check Number 15475:			207.34
15476	UB*056(Pardee Homes Refund Check	08/22/2024	280.11
Total for Check Number 15476:			280.11
15477	UB*055(R.C. Lister Construction Inc Refund Check	08/22/2024	1,182.00
Total for Check Number 15477:			1,182.00
15478	UB*056(Ariana Ramos Refund Check	08/22/2024	47.38
Total for Check Number 15478:			47.38
15479	UB*056(Tri Pointe Homes Refund Check Refund Check Refund Check Refund Check	08/22/2024	265.60 154.93 575.46 808.48
Total for Check Number 15479:			1,804.47
15480	UB*056(Tri Pointe Homes Refund Check Refund Check Refund Check Refund Check	08/22/2024	306.43 82.51 141.42 435.14
Total for Check Number 15480:			965.50
15481	UB*056(Tri Pointe Homes Refund Check Refund Check Refund Check Refund Check	08/22/2024	29.20 7.86 928.95 13.49
Total for Check Number 15481:			979.50
15482	UB*056(Tyna Tybor Refund Check	08/22/2024	150.00

Check No	Vendor Vendor Name Invoice Description	Check Date Reference	Check Amount
Total for Check Number 15482:			150.00
15483	11068 Aaron Walker	08/22/2024	
	03142024 Refund Check		15.06
	06112024 Refund Check		266.72
Total for Check Number 15483:			281.78
15484	UB*0555 Weaver Grading Inc	08/22/2024	
	Refund Check		2,049.20
	Refund Check		78.67
Total for Check Number 15484:			2,127.87
15485	UB*0555 Woodside 05S LP	08/22/2024	
	Refund Check		973.82
Total for Check Number 15485:			973.82
15486	UB*0555 Woodside 05S LP	08/22/2024	
	Refund Check		360.67
Total for Check Number 15486:			360.67
Total for 8/22/2024:			428,045.27
Report Total (205 checks):			1,252,207.13

General Ledger
Budget Variance Revenue

User: wclayton
Printed: 9/30/2024 11:07:34 AM
Period 08 - 08
Fiscal Year 2024

Beaumont-Cherry Valley Water District
560 Magnolia Avenue
Beaumont CA 92223
(951) 845-9581
www.bcvwd.org



Account Number	Description	Budget	Period Amt	End Bal	Variance	Encumbered	% Avail/ Uncollect
50	GENERAL						
01-50-510-419051	Grant Revenue	\$ 397,000.00	\$ -	\$ 465,351.65	\$ (68,351.65)	\$ -	-17.22%
	Grant Rev	\$ 397,000.00	\$ -	\$ 465,351.65	\$ (68,351.65)	\$ -	-17.22%
01-50-510-490001	Interest Income - Bonita Vista	\$ 1,000.00	\$ 42.84	\$ 183.46	\$ 816.54	\$ -	81.65%
01-50-510-490011	Interest Income - Fairway Cnyn	\$ 223,500.00	\$ -	\$ -	\$ 223,500.00	\$ -	100.00%
01-50-510-490021	Interest Income - General	\$ 1,249,000.00	\$ 97,646.28	\$ 1,744,410.50	\$ (495,410.50)	\$ -	-39.66%
01-50-510-490041	Rlzd Gain/Loss on Investment	\$ -	\$ (0.01)	\$ (29,825.55)	\$ 29,825.55	\$ -	0.00%
01-50-510-490051	Net Amort/Accret on Investment	\$ 278,000.00	\$ 19,714.78	\$ 192,631.28	\$ 85,368.72	\$ -	30.71%
	Interest Income	\$ 1,751,500.00	\$ 117,403.89	\$ 1,907,399.69	\$ (155,899.69)	\$ -	-8.90%
01-50-510-481001	Capacity Fees-Wells	\$ 388,000.00	\$ -	\$ 5,808.00	\$ 382,192.00	\$ -	98.50%
01-50-510-481006	Cap Fees-Water Rights (SWP)	\$ 245,000.00	\$ -	\$ 3,675.00	\$ 241,325.00	\$ -	98.50%
01-50-510-481012	Cap Fees-Water Treatment Plant	\$ 185,000.00	\$ -	\$ 2,763.00	\$ 182,237.00	\$ -	98.51%
01-50-510-481018	Cap Fees-Local Water Resources	\$ 97,000.00	\$ -	\$ 1,455.00	\$ 95,545.00	\$ -	98.50%
01-50-510-481024	Cap Fees-Recycled Water	\$ 281,000.00	\$ -	\$ 17,525.00	\$ 263,475.00	\$ -	93.76%
01-50-510-481030	Cap Fees-Transmission	\$ 314,000.00	\$ -	\$ 4,704.00	\$ 309,296.00	\$ -	98.50%
01-50-510-481036	Cap Fees-Storage	\$ 402,000.00	\$ -	\$ 6,024.00	\$ 395,976.00	\$ -	98.50%
01-50-510-481042	Cap Fees-Booster	\$ 28,000.00	\$ -	\$ 417.00	\$ 27,583.00	\$ -	98.51%
01-50-510-481048	Cap Fees-Pressure Reducing Stn	\$ 15,000.00	\$ -	\$ 213.00	\$ 14,787.00	\$ -	98.58%
01-50-510-481054	Cap Fees-Miscellaneous Project	\$ 13,000.00	\$ -	\$ 186.00	\$ 12,814.00	\$ -	98.57%
01-50-510-481060	Cap Fees-Financing Costs	\$ 61,000.00	\$ -	\$ 1,316.30	\$ 59,683.70	\$ -	97.84%
01-50-510-485001	Front Footage Fees	\$ 24,000.00	\$ -	\$ 15,865.20	\$ 8,134.80	\$ -	33.90%
	Non-Operating Revenue	\$ 2,053,000.00	\$ -	\$ 59,951.50	\$ 1,993,048.50	\$ -	97.08%
01-50-510-410100	Sales	\$ 6,072,000.00	\$ 975,688.99	\$ 3,567,468.16	\$ 2,504,531.84	\$ -	41.25%
01-50-510-410151	Agricultural Irrigation Sales	\$ 27,000.00	\$ -	\$ 5,414.81	\$ 21,585.19	\$ -	79.95%
01-50-510-410171	Construction Sales	\$ 93,500.00	\$ 773.76	\$ 9,092.79	\$ 84,407.21	\$ -	90.28%
01-50-510-413001	Backflow Administration Charge	\$ 69,500.00	\$ 10,915.80	\$ 58,197.67	\$ 11,302.33	\$ -	16.26%
01-50-510-413011	Fixed Meter Charges	\$ 5,630,500.00	\$ 488,006.07	\$ 3,906,838.22	\$ 1,723,661.78	\$ -	30.61%
01-50-510-413021	Meter Fees	\$ 300,000.00	\$ 76,140.00	\$ 501,734.00	\$ (201,734.00)	\$ -	-67.24%
01-50-510-415001	SGPWA Importation Charges	\$ 3,783,000.00	\$ 525,790.80	\$ 2,138,223.90	\$ 1,644,776.10	\$ -	43.48%
01-50-510-415011	SCE Power Charges	\$ 2,207,000.00	\$ 306,711.30	\$ 1,247,313.90	\$ 959,686.10	\$ -	43.48%
01-50-510-417001	2nd Notice Charges	\$ 82,000.00	\$ 6,470.00	\$ 52,995.00	\$ 29,005.00	\$ -	35.37%

Account Number	Description	Budget	Period Amt	End Bal	Variance	Encumbered	% Avail/ Uncollect
01-50-510-417011	3rd Notice Charges	\$ 104,500.00	\$ 20,265.00	\$ 89,970.00	\$ 14,530.00	\$ -	13.90%
01-50-510-417021	Account Reinstatement Fees	\$ 39,000.00	\$ 50.00	\$ 24,450.00	\$ 14,550.00	\$ -	37.31%
01-50-510-417031	Lien Processing Fees	\$ 12,000.00	\$ 510.00	\$ 3,060.00	\$ 8,940.00	\$ -	74.50%
01-50-510-417041	Credit Check Processing Fees	\$ 18,500.00	\$ 2,290.00	\$ 14,310.00	\$ 4,190.00	\$ -	22.65%
01-50-510-417051	Return Check Fees	\$ 5,500.00	\$ 275.00	\$ 4,400.00	\$ 1,100.00	\$ -	20.00%
01-50-510-417061	Customer Damage/Upgrade Charge	\$ 22,500.00	\$ 11,163.62	\$ 34,241.62	\$ (11,741.62)	\$ -	-52.18%
01-50-510-417071	After-Hours Call Out Charges	\$ 3,000.00	\$ 200.00	\$ 1,800.00	\$ 1,200.00	\$ -	40.00%
01-50-510-417081	Bench Test Fees (Credits)	\$ 500.00	\$ -	\$ 100.00	\$ 400.00	\$ -	80.00%
01-50-510-417091	Credit Card Processing Fees	\$ 125,000.00	\$ 6,600.31	\$ 78,072.34	\$ 46,927.66	\$ -	37.54%
01-50-510-419001	Rebates and Reimbursements	\$ -	\$ -	\$ -	\$ -	\$ -	0.00%
01-50-510-419011	Development Income	\$ 226,000.00	\$ 31,244.56	\$ 119,160.91	\$ 106,839.09	\$ -	47.27%
01-50-510-419012	Development Income - GIS	\$ 308,000.00	\$ -	\$ -	\$ 308,000.00	\$ -	100.00%
01-50-510-419031	Well Maintenance Reimbursement	\$ 162,000.00	\$ 378.51	\$ 7,829.97	\$ 154,170.03	\$ -	95.17%
01-50-510-419061	Miscellaneous Income	\$ 1,000.00	\$ -	\$ 47,635.02	\$ (46,635.02)	\$ -	-4663.50%
	Operating Revenue	\$ 19,292,000.00	\$ 2,463,473.72	\$ 11,912,308.31	\$ 7,379,691.69	\$ -	38.25%
01-50-510-471011	Maint Fees - 13695 Oak Glen Rd	\$ 8,000.00	\$ 584.08	\$ 4,655.08	\$ 3,344.92	\$ -	41.81%
01-50-510-471021	Maint Fees - 13697 Oak Glen Rd	\$ 9,000.00	\$ 652.16	\$ 5,197.74	\$ 3,802.26	\$ -	42.25%
01-50-510-471031	Maint Fees - 9781 AveMiravilla	\$ 7,000.00	\$ 542.58	\$ 4,323.29	\$ 2,676.71	\$ -	38.24%
01-50-510-471111	Utilities - 13695 Oak Glen Rd	\$ 6,000.00	\$ 311.43	\$ 2,195.77	\$ 3,804.23	\$ -	63.40%
01-50-510-471121	Utilities - 13697 Oak Glen Rd	\$ 7,000.00	\$ 498.25	\$ 3,668.52	\$ 3,331.48	\$ -	47.59%
01-50-510-471131	Utilities - 9781 Ave Miravilla	\$ 5,000.00	\$ 521.06	\$ 2,583.91	\$ 2,416.09	\$ -	48.32%
	Rent/Utilities	\$ 42,000.00	\$ 3,109.56	\$ 22,624.31	\$ 19,375.69	\$ -	46.13%
Revenue Total		\$ 23,535,500.00	\$ 2,583,987.17	\$ 14,367,635.46	\$ 9,167,864.54		38.95%

General Ledger
Budget Variance Expense

User: wclayton
Printed: 9/30/2024 11:12:24 AM
Period 08 - 08
Fiscal Year 2024

Beaumont-Cherry Valley Water District

560 Magnolia Avenue
Beaumont CA 92223
(951) 845-9581
www.bcvwd.org



Account Number	Description	Budget	Period Amt	End Bal	Variance	Encumbered	% Avail/
10	BOARD OF DIRECTORS						
01-10-110-500101	Board of Directors Fees	\$ 124,500.00	\$ 11,856.00	\$ 66,245.40	\$ 58,254.60	\$ -	46.79%
01-10-110-500115	Social Security	\$ 8,000.00	\$ 735.06	\$ 4,107.21	\$ 3,892.79	\$ -	48.66%
01-10-110-500120	Medicare	\$ 2,000.00	\$ 171.93	\$ 960.64	\$ 1,039.36	\$ -	51.97%
01-10-110-500125	Health Insurance	\$ 81,500.00	\$ 282.77	\$ 35,700.94	\$ 45,799.06	\$ -	56.20%
01-10-110-500140	Life Insurance	\$ 2,500.00	\$ 9.01	\$ 80.74	\$ 2,419.26	\$ -	96.77%
01-10-110-500143	EAP Program	\$ 500.00	\$ 9.56	\$ 76.45	\$ 423.55	\$ -	84.71%
01-10-110-500145	Workers' Compensation	\$ 1,000.00	\$ 86.54	\$ 483.49	\$ 516.51	\$ -	51.65%
01-10-110-500175	Training/Education/Mtgs/Travel	\$ 47,000.00	\$ 7,383.15	\$ 22,265.44	\$ 24,734.56	\$ -	52.63%
	Board of Directors Personnel	\$ 267,000.00	\$ 20,534.02	\$ 129,920.31	\$ 137,079.69	\$ -	51.34%
01-10-110-550043	Supplies-Other	\$ 1,500.00	\$ 582.58	\$ 1,064.37	\$ 435.63	\$ -	29.04%
	Board of Directors Materials & Supplies	\$ 1,500.00	\$ 582.58	\$ 1,064.37	\$ 435.63	\$ -	29.04%
01-10-110-550012	Election Expenses	\$ 12,000.00	\$ -	\$ 6.00	\$ 11,994.00	\$ -	99.95%
01-10-110-550051	Advertising/Legal Notices	\$ 2,000.00	\$ -	\$ -	\$ 2,000.00	\$ -	100.00%
	Board of Directors Services	\$ 14,000.00	\$ -	\$ 6.00	\$ 13,994.00	\$ -	99.96%
Expense Total	BOARD OF DIRECTORS	\$ 282,500.00	\$ 21,116.60	\$ 130,990.68	\$ 151,509.32	\$ -	53.63%
20	ENGINEERING						
210	Engineering Personnel						
01-20-210-500105	Labor	\$ 516,000.00	\$ 40,811.11	\$ 212,096.73	\$ 303,903.27	\$ -	58.90%
01-20-210-500114	Incentive Pay	\$ 2,500.00	\$ -	\$ -	\$ 2,500.00	\$ -	100.00%
01-20-210-500115	Social Security	\$ 39,000.00	\$ 2,549.77	\$ 14,151.36	\$ 24,848.64	\$ -	63.71%
01-20-210-500120	Medicare	\$ 9,500.00	\$ 596.26	\$ 3,309.32	\$ 6,190.68	\$ -	65.17%
01-20-210-500125	Health Insurance	\$ 89,500.00	\$ 4,100.94	\$ 40,765.71	\$ 48,734.29	\$ -	54.45%
01-20-210-500140	Life Insurance	\$ 1,000.00	\$ 39.95	\$ 318.64	\$ 681.36	\$ -	68.14%
01-20-210-500143	EAP Program	\$ 500.00	\$ 9.80	\$ 60.03	\$ 439.97	\$ -	87.99%
01-20-210-500145	Workers' Compensation	\$ 5,000.00	\$ 366.55	\$ 1,973.68	\$ 3,026.32	\$ -	60.53%
01-20-210-500150	Unemployment Insurance	\$ 1,500.00	\$ -	\$ -	\$ 1,500.00	\$ -	100.00%
01-20-210-500155	Retirement/CalPERS	\$ 54,500.00	\$ 3,767.34	\$ 20,726.72	\$ 33,773.28	\$ -	61.97%
01-20-210-500165	Uniforms and Employee Benefits	\$ 500.00	\$ -	\$ 110.98	\$ 389.02	\$ -	77.80%
01-20-210-500175	Training/Education/Mtgs/Travel	\$ 8,000.00	\$ -	\$ 1,185.51	\$ 6,814.49	\$ -	85.18%

Account Number	Description	Budget	Period Amt	End Bal	Variance	Encumbered	% Avail/
01-20-210-500180	Accrued Sick Leave Expense	\$ 30,000.00	\$ 285.30	\$ 1,859.67	\$ 28,140.33	\$ -	93.80%
01-20-210-500185	Accrued Vacation Leave Expense	\$ 25,000.00	\$ -	\$ 7,315.60	\$ 17,684.40	\$ -	70.74%
01-20-210-500187	Accrued Leave Payments	\$ 18,500.00	\$ -	\$ 6,813.00	\$ 11,687.00	\$ -	63.17%
01-20-210-500195	CIP Related Labor	\$ (225,000.00)	\$ (4,171.62)	\$ (18,106.48)	\$ (206,893.52)	\$ -	91.95%
220	Development Services Personnel						
01-20-220-500105	Labor	\$ 73,000.00	\$ 9,146.91	\$ 49,714.87	\$ 23,285.13	\$ -	31.90%
01-20-220-500115	Social Security	\$ 5,500.00	\$ 567.66	\$ 3,085.14	\$ 2,414.86	\$ -	43.91%
01-20-220-500120	Medicare	\$ 1,500.00	\$ 132.79	\$ 721.68	\$ 778.32	\$ -	51.89%
01-20-220-500125	Health Insurance	\$ 19,000.00	\$ 1,224.89	\$ 7,994.30	\$ 11,005.70	\$ -	57.92%
01-20-220-500140	Life Insurance	\$ 500.00	\$ 13.99	\$ 79.83	\$ 420.17	\$ -	84.03%
01-20-220-500143	EAP Program	\$ 500.00	\$ 1.66	\$ 10.68	\$ 489.32	\$ -	97.86%
01-20-220-500145	Workers' Compensation	\$ 1,000.00	\$ 81.63	\$ 443.56	\$ 556.44	\$ -	55.64%
01-20-220-500150	Unemployment Insurance	\$ 1,500.00	\$ -	\$ -	\$ 1,500.00	\$ -	100.00%
01-20-220-500155	Retirement/CalPERS	\$ 6,500.00	\$ 795.91	\$ 4,247.60	\$ 2,252.40	\$ -	34.65%
01-20-220-500180	Accrued Sick Leave Expense	\$ 4,500.00	\$ -	\$ -	\$ 4,500.00	\$ -	100.00%
01-20-220-500185	Accrued Vacation Leave Expense	\$ 5,000.00	\$ -	\$ -	\$ 5,000.00	\$ -	100.00%
	ENGINEERING Personnel	\$ 694,500.00	\$ 60,320.84	\$ 358,878.13	\$ 335,621.87	\$ -	48.33%
01-20-210-540048	Permits, Fees & Licensing	\$ 3,000.00	\$ -	\$ -	\$ 3,000.00	\$ -	100.00%
01-20-210-550029	Administrative Expenses	\$ 11,000.00	\$ -	\$ 7,800.00	\$ 3,200.00	\$ -	29.09%
01-20-210-550046	Office Equipment	\$ 6,000.00	\$ -	\$ 1,102.36	\$ 4,897.64	\$ -	81.63%
	Engineering Materials & Supplies	\$ 20,000.00	\$ -	\$ 8,902.36	\$ 11,097.64	\$ -	55.49%
01-20-210-500190	Temporary Labor	\$ 45,000.00	\$ 3,185.60	\$ 44,369.04	\$ 630.96	\$ -	1.40%
01-20-210-540014	Development Reimbursable GIS	\$ 50,000.00	\$ -	\$ -	\$ 50,000.00	\$ -	100.00%
01-20-210-550030	Membership Dues	\$ 2,000.00	\$ -	\$ 180.00	\$ 1,820.00	\$ -	91.00%
01-20-210-550051	Advertising/Legal Notices	\$ 5,000.00	\$ -	\$ -	\$ 5,000.00	\$ -	100.00%
01-20-210-580031	Outside Engineering	\$ 120,000.00	\$ -	\$ 39,900.00	\$ 80,100.00	\$ -	66.75%
	Engineering Services	\$ 222,000.00	\$ 3,185.60	\$ 84,449.04	\$ 137,550.96	\$ -	61.96%
Expense Total	ENGINEERING	\$ 936,500.00	\$ 63,506.44	\$ 452,229.53	\$ 484,270.47	\$ -	51.71%
30	FINANCE & ADMINISTRATION						
310	Finance & Administration Personnel						
01-30-310-500105	Labor	\$ 1,011,000.00	\$ 106,628.67	\$ 565,404.47	\$ 445,595.53	\$ -	44.07%
01-30-310-500109	FLSA Overtime	\$ 500.00	\$ -	\$ -	\$ 500.00	\$ -	100.00%
01-30-310-500110	Overtime	\$ 3,000.00	\$ -	\$ 417.46	\$ 2,582.54	\$ -	86.08%
01-30-310-500111	Double Time	\$ 2,500.00	\$ -	\$ 173.40	\$ 2,326.60	\$ -	93.06%
01-30-310-500114	Incentive Pay	\$ 4,000.00	\$ 50.00	\$ 400.00	\$ 3,600.00	\$ -	90.00%
01-30-310-500115	Social Security	\$ 80,500.00	\$ 6,219.41	\$ 37,132.26	\$ 43,367.74	\$ -	53.87%
01-30-310-500120	Medicare	\$ 18,500.00	\$ 1,840.01	\$ 9,069.58	\$ 9,430.42	\$ -	50.98%
01-30-310-500125	Health Insurance	\$ 210,650.00	\$ 11,872.08	\$ 98,915.86	\$ 111,734.14	\$ -	53.04%
01-30-310-500130	CalPERS Health Admin Costs	\$ 3,000.00	\$ 201.78	\$ 2,023.91	\$ 976.09	\$ -	32.54%

Account Number	Description	Budget	Period Amt	End Bal	Variance	Encumbered	% Avail/
01-30-310-500140	Life Insurance	\$ 2,000.00	\$ 110.20	\$ 881.77	\$ 1,118.23	\$ -	55.91%
01-30-310-500143	EAP Program	\$ 500.00	\$ 13.37	\$ 103.68	\$ 396.32	\$ -	79.26%
01-30-310-500145	Workers' Compensation	\$ 9,000.00	\$ 868.98	\$ 4,576.42	\$ 4,423.58	\$ -	49.15%
01-30-310-500150	Unemployment Insurance	\$ 7,500.00	\$ 2,686.00	\$ 2,717.62	\$ 4,782.38	\$ -	63.77%
01-30-310-500155	Retirement/CalPERS	\$ 222,000.00	\$ 21,376.04	\$ 131,848.82	\$ 90,151.18	\$ -	40.61%
01-30-310-500161	Estimated Current Year OPEB	\$ 104,000.00	\$ -	\$ -	\$ 104,000.00	\$ -	100.00%
01-30-310-500165	Uniforms and Employee Benefits	\$ 1,000.00	\$ -	\$ 286.61	\$ 713.39	\$ -	71.34%
01-30-310-500175	Training/Education/Mtgs/Travel	\$ 37,000.00	\$ 1,212.72	\$ 10,617.23	\$ 26,382.77	\$ -	71.30%
01-30-310-500180	Accrued Sick Leave Expense	\$ 60,000.00	\$ 801.42	\$ 8,063.13	\$ 51,936.87	\$ -	86.56%
01-30-310-500185	Accrued Vacation Leave Expense	\$ 98,000.00	\$ 8,885.82	\$ 21,794.45	\$ 76,205.55	\$ -	77.76%
01-30-310-500187	Accrued Leave Payments	\$ 101,500.00	\$ 13,726.93	\$ 42,258.28	\$ 59,241.72	\$ -	58.37%
01-30-310-500195	CIP Related Labor	\$ (8,000.00)	\$ -	\$ -	\$ (8,000.00)	\$ -	100.00%
01-30-310-560000	GASB 68 Pension Expense	\$ 215,000.00	\$ -	\$ 135,000.00	\$ 80,000.00	\$ -	37.21%
320	Human Resources & Risk Management Personnel						
01-30-320-500105	Labor	\$ 101,000.00	\$ 10,485.70	\$ 58,811.10	\$ 42,188.90	\$ -	41.77%
01-30-320-500114	Incentive Pay	\$ 1,000.00	\$ -	\$ -	\$ 1,000.00	\$ -	100.00%
01-30-320-500115	Social Security	\$ 7,000.00	\$ 678.75	\$ 3,846.25	\$ 3,153.75	\$ -	45.05%
01-30-320-500120	Medicare	\$ 2,000.00	\$ 158.73	\$ 899.47	\$ 1,100.53	\$ -	55.03%
01-30-320-500125	Health Insurance	\$ 27,500.00	\$ 2,025.34	\$ 16,202.72	\$ 11,297.28	\$ -	41.08%
01-30-320-500140	Life Insurance	\$ 500.00	\$ 11.78	\$ 117.06	\$ 382.94	\$ -	76.59%
01-30-320-500143	EAP Program	\$ 500.00	\$ 1.91	\$ 15.29	\$ 484.71	\$ -	96.94%
01-30-320-500145	Workers' Compensation	\$ 1,000.00	\$ 79.86	\$ 452.54	\$ 547.46	\$ -	54.75%
01-30-320-500150	Unemployment Insurance	\$ 1,500.00	\$ -	\$ -	\$ 1,500.00	\$ -	100.00%
01-30-320-500155	Retirement/CalPERS	\$ 9,000.00	\$ 961.25	\$ 5,302.70	\$ 3,697.30	\$ -	41.08%
01-30-320-500165	Uniforms and Employee Benefits	\$ 220.00	\$ -	\$ 219.10	\$ 0.90	\$ -	0.41%
01-30-320-500175	Training/Education/Mtgs/Travel	\$ 7,000.00	\$ 345.00	\$ 2,040.00	\$ 4,960.00	\$ -	70.86%
01-30-320-500176	Dist Professional Development	\$ 26,000.00	\$ -	\$ 8,388.00	\$ 17,612.00	\$ -	67.74%
01-30-320-500177	General Safety Trng & Supplies	\$ 26,900.00	\$ 250.00	\$ 7,990.00	\$ 18,910.00	\$ -	70.30%
01-30-320-500180	Accrued Sick Leave Expense	\$ 6,000.00	\$ 455.90	\$ 1,823.60	\$ 4,176.40	\$ -	69.61%
01-30-320-500185	Accrued Vacation Leave Expense	\$ 5,500.00	\$ -	\$ 1,367.70	\$ 4,132.30	\$ -	75.13%
01-30-320-550024	Employment Testing	\$ 4,500.00	\$ -	\$ 2,954.11	\$ 1,545.89	\$ -	34.35%
330	Customer Service Personnel						
01-30-330-500105	Labor	\$ 321,800.00	\$ 30,816.95	\$ 176,965.74	\$ 144,834.26	\$ -	45.01%
01-30-330-500109	FLSA Overtime	\$ 500.00	\$ -	\$ -	\$ 500.00	\$ -	100.00%
01-30-330-500110	Overtime	\$ 8,000.00	\$ 756.48	\$ 4,751.45	\$ 3,248.55	\$ -	40.61%
01-30-330-500111	Double Time	\$ 1,000.00	\$ -	\$ -	\$ 1,000.00	\$ -	100.00%
01-30-330-500114	Incentive Pay	\$ 3,000.00	\$ -	\$ -	\$ 3,000.00	\$ -	100.00%
01-30-330-500115	Social Security	\$ 24,500.00	\$ 2,259.67	\$ 12,104.65	\$ 12,395.35	\$ -	50.59%
01-30-330-500120	Medicare	\$ 6,000.00	\$ 528.50	\$ 2,830.98	\$ 3,169.02	\$ -	52.82%
01-30-330-500125	Health Insurance	\$ 135,500.00	\$ 9,783.54	\$ 64,298.75	\$ 71,201.25	\$ -	52.55%
01-30-330-500140	Life Insurance	\$ 1,000.00	\$ 29.39	\$ 288.70	\$ 711.30	\$ -	71.13%
01-30-330-500143	EAP Program	\$ 500.00	\$ 9.55	\$ 68.32	\$ 431.68	\$ -	86.34%
01-30-330-500145	Workers' Compensation	\$ 3,000.00	\$ 262.34	\$ 1,412.25	\$ 1,587.75	\$ -	52.93%

Account Number	Description	Budget	Period Amt	End Bal	Variance	Encumbered	% Avail/
01-30-330-500150	Unemployment Insurance	\$ 5,000.00	\$ -	\$ -	\$ 5,000.00	\$ -	100.00%
01-30-330-500155	Retirement/CalPERS	\$ 37,500.00	\$ 5,497.40	\$ 24,834.07	\$ 12,665.93	\$ -	33.78%
01-30-330-500165	Uniforms and Employee Benefits	\$ 500.00	\$ -	\$ 440.70	\$ 59.30	\$ -	11.86%
01-30-330-500175	Training/Education/Mtgs/Travel	\$ 8,500.00	\$ -	\$ 1,361.57	\$ 7,138.43	\$ -	83.98%
01-30-330-500180	Accrued Sick Leave Expense	\$ 15,500.00	\$ 986.00	\$ 3,764.59	\$ 11,735.41	\$ -	75.71%
01-30-330-500185	Accrued Vacation Leave Expense	\$ 21,000.00	\$ 3,877.85	\$ 9,550.48	\$ 11,449.52	\$ -	54.52%
01-30-330-500187	Accrued Leave Payments	\$ 20,500.00	\$ -	\$ -	\$ 20,500.00	\$ -	100.00%
	FINANCE & ADMINISTRATION Personnel	\$ 3,023,570.00	\$ 246,755.32	\$ 1,484,786.84	\$ 1,538,783.16	\$ -	50.89%
310	Finance & Administration Materials & Supplies						
01-30-310-550006	Cashiering Shortages/Overages	\$ -	\$ -	\$ -	\$ -	\$ -	0.00%
01-30-310-550042	Office Supplies	\$ 11,000.00	\$ 1,204.66	\$ 7,084.08	\$ 3,915.92	\$ -	35.60%
01-30-310-550046	Office Equipment	\$ 5,500.00	\$ -	\$ 437.41	\$ 5,062.59	\$ -	92.05%
01-30-310-550048	Postage	\$ 60,000.00	\$ -	\$ 5,867.22	\$ 54,132.78	\$ -	90.22%
01-30-310-550066	Subscriptions	\$ 500.00	\$ -	\$ 195.00	\$ 305.00	\$ -	61.00%
01-30-310-550072	Miscellaneous Operating Exp	\$ 500.00	\$ 50.00	\$ 917.45	\$ (417.45)	\$ -	-83.49%
01-30-310-550078	Bad Debt Expense	\$ 25,000.00	\$ -	\$ -	\$ 25,000.00	\$ -	100.00%
01-30-310-550084	Depreciation	\$ 3,417,000.00	\$ 287,854.08	\$ 2,318,474.61	\$ 1,098,525.39	\$ -	32.15%
320	Human Resources & Risk Management Materials & Supplies						
01-30-320-550028	District Certification	\$ 6,000.00	\$ -	\$ 3,820.00	\$ 2,180.00	\$ -	36.33%
01-30-320-550042	Office Supplies	\$ 1,980.00	\$ -	\$ -	\$ 1,980.00	\$ -	100.00%
330	Customer Service Materials & Supplies						
01-30-330-550006	Cashiering Shortages/Overages	\$ 100.00	\$ (0.15)	\$ 34.51	\$ 65.49	\$ -	65.49%
	FINANCE & ADMINISTRATION Materials & Supplies	\$ 3,527,580.00	\$ 289,108.59	\$ 2,336,830.28	\$ 1,190,749.72	\$ -	33.76%
310	Finance & Administration Services						
01-30-310-500190	Temporary Labor	\$ 60,850.00	\$ -	\$ 60,097.15	\$ 752.85	\$ -	1.24%
01-30-310-550001	Bank/Financial Service Fees	\$ 4,000.00	\$ 283.85	\$ 2,146.21	\$ 1,853.79	\$ -	46.34%
01-30-310-550008	Transaction/Return Fees	\$ -	\$ 42.00	\$ 117.73	\$ (117.73)	\$ -	0.00%
01-30-310-550010	Transaction/Credit Card Fees	\$ -	\$ -	\$ -	\$ -	\$ -	0.00%
01-30-310-550030	Membership Dues	\$ 43,000.00	\$ 2,226.25	\$ 32,006.00	\$ 10,994.00	\$ -	25.57%
01-30-310-550036	Notary and Lien Fees	\$ -	\$ -	\$ -	\$ -	\$ -	0.00%
01-30-310-550051	Advertising/Legal Notices	\$ 5,000.00	\$ -	\$ 1,107.82	\$ 3,892.18	\$ -	77.84%
01-30-310-550054	Property, Auto, General Ins	\$ 170,000.00	\$ 22,140.86	\$ 166,322.96	\$ 3,677.04	\$ -	2.16%
01-30-310-550061	Media Outreach	\$ 10,000.00	\$ -	\$ -	\$ 10,000.00	\$ -	100.00%
01-30-310-580001	Accounting and Audit	\$ 46,000.00	\$ -	\$ 33,603.75	\$ 12,396.25	\$ -	26.95%
01-30-310-580011	General Legal	\$ 79,000.00	\$ -	\$ 34,591.75	\$ 44,408.25	\$ -	56.21%
01-30-310-580036	Other Professional Services	\$ 341,000.00	\$ 8,000.00	\$ 120,583.85	\$ 220,416.15	\$ -	64.64%
320	Human Resources & Risk Management Services						
01-30-320-550025	Employee Retention	\$ 6,000.00	\$ -	\$ -	\$ 6,000.00	\$ -	100.00%
01-30-320-550026	Recruitment Expense	\$ 12,500.00	\$ -	\$ 1,491.59	\$ 11,008.41	\$ -	88.07%
01-30-320-550030	Membership Dues	\$ 2,000.00	\$ -	\$ 1,018.00	\$ 982.00	\$ -	49.10%
01-30-320-550051	Advertising/Legal Notices	\$ 2,000.00	\$ -	\$ 243.95	\$ 1,756.05	\$ -	87.80%

Account Number	Description	Budget	Period Amt	End Bal	Variance	Encumbered	% Avail/
01-30-320-580036	Other Professional Services	\$ 11,000.00	\$ -	\$ 1,443.75	\$ 9,556.25	\$ -	86.88%
330	Customer Service Services						
01-30-330-500190	Temporary Labor	\$ 20,200.00	\$ -	\$ 20,183.48	\$ 16.52	\$ -	0.08%
01-30-330-550008	Transaction/Return Fees	\$ 1,500.00	\$ (44.25)	\$ 471.97	\$ 1,028.03	\$ -	68.54%
01-30-330-550010	Transaction/Credit Card Fees	\$ 125,000.00	\$ 7,685.11	\$ 70,844.46	\$ 54,155.54	\$ -	43.32%
01-30-330-550014	Credit Check Fees	\$ 6,500.00	\$ -	\$ 3,818.24	\$ 2,681.76	\$ -	41.26%
01-30-330-550030	Membership Dues	\$ 1,500.00	\$ -	\$ 135.00	\$ 1,365.00	\$ -	91.00%
01-30-330-550036	Notary and Lien Fees	\$ 2,500.00	\$ -	\$ 440.00	\$ 2,060.00	\$ -	82.40%
01-30-330-550050	Utility Billing Service	\$ 90,000.00	\$ -	\$ 52,774.87	\$ 37,225.13	\$ -	41.36%
	FINANCE & ADMINISTRATION Services	\$ 1,039,550.00	\$ 40,333.82	\$ 603,442.53	\$ 436,107.47	\$ -	41.95%
Expense Total	FINANCE & ADMINISTRATION	\$ 7,590,700.00	\$ 576,197.73	\$ 4,425,059.65	\$ 3,165,640.35	\$ -	41.70%
35	INFORMATION TECHNOLOGY						
01-35-315-500105	Labor	\$ 169,000.00	\$ 19,269.60	\$ 106,785.70	\$ 62,214.30	\$ -	36.81%
01-35-315-500114	Incentive Pay	\$ 1,000.00	\$ -	\$ -	\$ 1,000.00	\$ -	100.00%
01-35-315-500115	Social Security	\$ 14,000.00	\$ 1,195.71	\$ 7,732.71	\$ 6,267.29	\$ -	44.77%
01-35-315-500120	Medicare	\$ 3,500.00	\$ 279.63	\$ 1,808.39	\$ 1,691.61	\$ -	48.33%
01-35-315-500125	Health Insurance	\$ 27,500.00	\$ 1,967.29	\$ 15,738.32	\$ 11,761.68	\$ -	42.77%
01-35-315-500140	Life Insurance	\$ 500.00	\$ 20.83	\$ 166.64	\$ 333.36	\$ -	66.67%
01-35-315-500143	EAP Program	\$ 500.00	\$ 1.91	\$ 15.29	\$ 484.71	\$ -	96.94%
01-35-315-500145	Workers' Compensation	\$ 1,500.00	\$ 140.67	\$ 797.13	\$ 702.87	\$ -	46.86%
01-35-315-500150	Unemployment Insurance	\$ 2,500.00	\$ -	\$ -	\$ 2,500.00	\$ -	100.00%
01-35-315-500155	Retirement/CalPERS	\$ 15,000.00	\$ 1,700.94	\$ 8,829.73	\$ 6,170.27	\$ -	41.14%
01-35-315-500175	Training/Education/Mtgs/Travel	\$ 5,000.00	\$ -	\$ -	\$ 5,000.00	\$ -	100.00%
01-35-315-500180	Accrued Sick Leave Expense	\$ 10,000.00	\$ -	\$ -	\$ 10,000.00	\$ -	100.00%
01-35-315-500185	Accrued Vacation Leave Expense	\$ 18,500.00	\$ -	\$ 2,408.70	\$ 16,091.30	\$ -	86.98%
01-35-315-500187	Accrued Leave Payments	\$ 20,500.00	\$ -	\$ 15,435.75	\$ 5,064.25	\$ -	24.70%
01-35-315-500195	CIP Related Labor	\$ (33,000.00)	\$ -	\$ -	\$ (33,000.00)	\$ -	100.00%
	Information Technology Personnel	\$ 256,000.00	\$ 24,576.58	\$ 159,718.36	\$ 96,281.64	\$ -	37.61%
01-35-315-550044	Printing/Toner and Maintenance	\$ 30,000.00	\$ 635.97	\$ 9,208.17	\$ 20,791.83	\$ -	69.31%
01-35-315-580016	Computer Hardware	\$ 30,000.00	\$ -	\$ 15,258.65	\$ 14,741.35	\$ -	49.14%
01-35-315-580028	Cybersecurity Soft/Hardware	\$ 58,000.00	\$ 4,200.00	\$ 37,726.00	\$ 20,274.00	\$ -	34.96%
01-35-315-580030	Repair/Purchase Radio Comm Eq	\$ 10,000.00	\$ -	\$ 4,545.64	\$ 5,454.36	\$ -	54.54%
	Information Technology Materials & Supplies	\$ 128,000.00	\$ 4,835.97	\$ 66,738.46	\$ 61,261.54	\$ -	47.86%
01-35-315-501511	Telephone/Internet Service	\$ 73,000.00	\$ 7,463.01	\$ 54,739.02	\$ 18,260.98	\$ -	25.02%
01-35-315-501521	Building Alarms and Security	\$ 34,000.00	\$ 1,131.65	\$ 11,958.04	\$ 22,041.96	\$ -	64.83%
01-35-315-540014	GIS Maintenance and Updates	\$ 10,000.00	\$ -	\$ -	\$ 10,000.00	\$ -	100.00%
01-35-315-550030	Membership Dues	\$ 3,000.00	\$ 580.00	\$ 1,251.00	\$ 1,749.00	\$ -	58.30%
01-35-315-550058	Cyber Security Liability Ins	\$ 7,500.00	\$ -	\$ 5,582.78	\$ 1,917.22	\$ -	25.56%
01-35-315-580021	IT/Software Support	\$ 8,000.00	\$ -	\$ -	\$ 8,000.00	\$ -	100.00%

Account Number	Description	Budget	Period Amt	End Bal	Variance	Encumbered	% Avail/
01-35-315-580026	License/Maintenance/Support	\$ 321,000.00	\$ 11,858.13	\$ 140,648.79	\$ 180,351.21	\$ -	56.18%
01-35-315-580027	AMR/AMI Annual Support	\$ 163,000.00	\$ -	\$ -	\$ 163,000.00	\$ -	100.00%
	Information Technology Services	\$ 619,500.00	\$ 21,032.79	\$ 214,179.63	\$ 405,320.37	\$ -	65.43%
Expense Total	INFORMATION TECHNOLOGY	\$ 1,003,500.00	\$ 50,445.34	\$ 440,636.45	\$ 562,863.55	\$ -	56.09%
40	OPERATIONS						
410	Source of Supply Personnel						
01-40-410-500105	Labor	\$ 437,900.00	\$ 40,808.80	\$ 246,181.98	\$ 191,718.02	\$ -	43.78%
01-40-410-500109	FLSA Overtime	\$ 500.00	\$ -	\$ -	\$ 500.00	\$ -	100.00%
01-40-410-500110	Overtime	\$ 20,500.00	\$ 4,086.96	\$ 8,461.80	\$ 12,038.20	\$ -	58.72%
01-40-410-500111	Double Time	\$ 7,500.00	\$ 160.88	\$ 1,186.85	\$ 6,313.15	\$ -	84.18%
01-40-410-500113	Standby/On-Call	\$ 14,600.00	\$ 1,680.00	\$ 9,520.00	\$ 5,080.00	\$ -	34.79%
01-40-410-500114	Incentive Pay	\$ 3,000.00	\$ 200.00	\$ 1,500.00	\$ 1,500.00	\$ -	50.00%
01-40-410-500115	Social Security	\$ 35,500.00	\$ 3,573.58	\$ 18,831.77	\$ 16,668.23	\$ -	46.95%
01-40-410-500120	Medicare	\$ 8,500.00	\$ 835.76	\$ 4,404.24	\$ 4,095.76	\$ -	48.19%
01-40-410-500125	Health Insurance	\$ 135,500.00	\$ 9,819.63	\$ 78,972.47	\$ 56,527.53	\$ -	41.72%
01-40-410-500140	Life Insurance	\$ 1,000.00	\$ 52.95	\$ 422.81	\$ 577.19	\$ -	57.72%
01-40-410-500143	EAP Program	\$ 500.00	\$ 9.55	\$ 76.31	\$ 423.69	\$ -	84.74%
01-40-410-500145	Workers' Compensation	\$ 18,500.00	\$ 2,047.71	\$ 11,380.46	\$ 7,119.54	\$ -	38.48%
01-40-410-500150	Unemployment Insurance	\$ 15,500.00	\$ -	\$ -	\$ 15,500.00	\$ -	100.00%
01-40-410-500155	Retirement/CalPERS	\$ 140,500.00	\$ 10,356.91	\$ 77,699.17	\$ 62,800.83	\$ -	44.70%
01-40-410-500165	Uniforms and Employee Benefits	\$ 4,000.00	\$ 200.00	\$ 1,976.39	\$ 2,023.61	\$ -	50.59%
01-40-410-500175	Training/Education/Mtgs/Travel	\$ 1,500.00	\$ -	\$ 154.99	\$ 1,345.01	\$ -	89.67%
01-40-410-500180	Accrued Sick Leave Expense	\$ 20,500.00	\$ 2,780.36	\$ 13,781.58	\$ 6,718.42	\$ -	32.77%
01-40-410-500185	Accrued Vacation Leave Expense	\$ 37,000.00	\$ 6,111.10	\$ 20,869.68	\$ 16,130.32	\$ -	43.60%
01-40-410-500187	Accrued Leave Payments	\$ 27,500.00	\$ 2,707.20	\$ 2,707.20	\$ 24,792.80	\$ -	90.16%
01-40-410-500195	CIP Related Labor	\$ (20,000.00)	\$ -	\$ -	\$ (20,000.00)	\$ -	100.00%
430	Cross-Connection/Non-Potable Water Personnel						
01-40-430-500105	Labor	\$ 103,500.00	\$ 9,791.46	\$ 59,243.70	\$ 44,256.30	\$ -	42.76%
01-40-430-500109	FLSA Overtime	\$ 500.00	\$ -	\$ -	\$ 500.00	\$ -	100.00%
01-40-430-500110	Overtime	\$ 6,000.00	\$ -	\$ -	\$ 6,000.00	\$ -	100.00%
01-40-430-500111	Double Time	\$ 1,000.00	\$ -	\$ -	\$ 1,000.00	\$ -	100.00%
01-40-430-500114	Incentive Pay	\$ 1,000.00	\$ 50.00	\$ 350.00	\$ 650.00	\$ -	65.00%
01-40-430-500115	Social Security	\$ 8,500.00	\$ 734.08	\$ 4,133.43	\$ 4,366.57	\$ -	51.37%
01-40-430-500120	Medicare	\$ 2,000.00	\$ 171.69	\$ 966.73	\$ 1,033.27	\$ -	51.66%
01-40-430-500125	Health Insurance	\$ 27,500.00	\$ 2,148.74	\$ 16,064.32	\$ 11,435.68	\$ -	41.58%
01-40-430-500140	Life Insurance	\$ 500.00	\$ 12.15	\$ 97.56	\$ 402.44	\$ -	80.49%
01-40-430-500143	EAP Program	\$ 500.00	\$ 1.91	\$ 15.19	\$ 484.81	\$ -	96.96%
01-40-430-500145	Workers' Compensation	\$ 4,500.00	\$ 453.84	\$ 2,552.84	\$ 1,947.16	\$ -	43.27%
01-40-430-500150	Unemployment Insurance	\$ 1,500.00	\$ -	\$ -	\$ 1,500.00	\$ -	100.00%
01-40-430-500155	Retirement/CalPERS	\$ 18,500.00	\$ 3,524.36	\$ 14,575.20	\$ 3,924.80	\$ -	21.22%
01-40-430-500165	Uniforms and Employee Benefits	\$ 1,000.00	\$ -	\$ 330.78	\$ 669.22	\$ -	66.92%

Account Number	Description	Budget	Period Amt	End Bal	Variance	Encumbered	% Avail/
01-40-430-500175	Training/Education/Mtgs/Travel	\$ 1,500.00	\$ -	\$ 574.00	\$ 926.00	\$ -	61.73%
01-40-430-500180	Accrued Sick Leave Expense	\$ 5,000.00	\$ 392.64	\$ 2,779.98	\$ 2,220.02	\$ -	44.40%
01-40-430-500185	Accrued Vacation Leave Expense	\$ 7,500.00	\$ 1,595.10	\$ 4,233.72	\$ 3,266.28	\$ -	43.55%
01-40-430-500187	Accrued Leave Payments	\$ 7,000.00	\$ -	\$ -	\$ 7,000.00	\$ -	100.00%
440	Transmission & Distribution Personnel						
01-40-440-500105	Labor	\$ 1,233,500.00	\$ 114,211.14	\$ 625,893.73	\$ 607,606.27	\$ -	49.26%
01-40-440-500109	FLSA Overtime	\$ 1,000.00	\$ -	\$ -	\$ 1,000.00	\$ -	100.00%
01-40-440-500110	Overtime	\$ 56,000.00	\$ 13,669.16	\$ 37,350.33	\$ 18,649.67	\$ -	33.30%
01-40-440-500111	Double Time	\$ 26,500.00	\$ 1,862.52	\$ 13,553.76	\$ 12,946.24	\$ -	48.85%
01-40-440-500113	Standby/On-Call	\$ 23,000.00	\$ 2,940.00	\$ 16,290.00	\$ 6,710.00	\$ -	29.17%
01-40-440-500114	Incentive Pay	\$ 7,000.00	\$ -	\$ 50.00	\$ 6,950.00	\$ -	99.29%
01-40-440-500115	Social Security	\$ 96,000.00	\$ 9,085.58	\$ 47,935.50	\$ 48,064.50	\$ -	50.07%
01-40-440-500120	Medicare	\$ 22,500.00	\$ 2,170.00	\$ 11,202.72	\$ 11,297.28	\$ -	50.21%
01-40-440-500125	Health Insurance	\$ 411,500.00	\$ 18,111.25	\$ 149,469.79	\$ 262,030.21	\$ -	63.68%
01-40-440-500140	Life Insurance	\$ 2,500.00	\$ 132.45	\$ 1,029.79	\$ 1,470.21	\$ -	58.81%
01-40-440-500143	EAP Program	\$ 1,000.00	\$ 28.62	\$ 222.78	\$ 777.22	\$ -	77.72%
01-40-440-500145	Workers' Compensation	\$ 42,500.00	\$ 4,814.69	\$ 24,674.41	\$ 17,825.59	\$ -	41.94%
01-40-440-500155	Retirement/CalPERS	\$ 225,500.00	\$ 26,168.54	\$ 136,105.40	\$ 89,394.60	\$ -	39.64%
01-40-440-500165	Uniforms and Employee Benefits	\$ 16,000.00	\$ 490.26	\$ 12,173.39	\$ 3,826.61	\$ -	23.92%
01-40-440-500175	Training/Education/Mtgs/Travel	\$ 25,000.00	\$ 165.00	\$ 22,617.09	\$ 2,382.91	\$ -	9.53%
01-40-440-500180	Accrued Sick Leave Expense	\$ 65,500.00	\$ 9,376.22	\$ 29,845.81	\$ 35,654.19	\$ -	54.43%
01-40-440-500185	Accrued Vacation Leave Expense	\$ 92,000.00	\$ 5,886.47	\$ 33,624.44	\$ 58,375.56	\$ -	63.45%
01-40-440-500187	Accrued Leave Payments	\$ 79,000.00	\$ 1,387.20	\$ 13,474.36	\$ 65,525.64	\$ -	82.94%
01-40-440-500195	CIP Related Labor	\$ (40,000.00)	\$ (9,349.51)	\$ (9,349.51)	\$ (30,650.49)	\$ -	76.63%
450	Inspections Personnel						
01-40-450-500105	Labor	\$ 71,000.00	\$ 2,396.53	\$ 7,380.35	\$ 63,619.65	\$ -	89.61%
01-40-450-500110	Overtime	\$ 12,000.00	\$ 339.07	\$ (285.57)	\$ 12,285.57	\$ -	102.38%
01-40-450-500111	Double Time	\$ 4,500.00	\$ 89.88	\$ 89.88	\$ 4,410.12	\$ -	98.00%
01-40-450-500113	Standby/On-Call	\$ 3,000.00	\$ -	\$ -	\$ 3,000.00	\$ -	100.00%
01-40-450-500115	Social Security	\$ 6,000.00	\$ 175.32	\$ 444.87	\$ 5,555.13	\$ -	92.59%
01-40-450-500120	Medicare	\$ 1,500.00	\$ 41.00	\$ 104.04	\$ 1,395.96	\$ -	93.06%
01-40-450-500125	Health Insurance	\$ 23,500.00	\$ 293.90	\$ 1,888.89	\$ 21,611.11	\$ -	91.96%
01-40-450-500140	Life Insurance	\$ 500.00	\$ 1.08	\$ 10.43	\$ 489.57	\$ -	97.91%
01-40-450-500143	EAP Program	\$ 500.00	\$ 0.10	\$ 2.08	\$ 497.92	\$ -	99.58%
01-40-450-500145	Workers' Compensation	\$ 3,000.00	\$ 103.96	\$ 317.16	\$ 2,682.84	\$ -	89.43%
01-40-450-500155	Retirement/CalPERS	\$ 13,000.00	\$ 317.64	\$ 939.31	\$ 12,060.69	\$ -	92.77%
460	Customer Svc & Meter Reading Personnel						
01-40-460-500105	Labor	\$ 164,500.00	\$ 17,382.86	\$ 122,328.31	\$ 42,171.69	\$ -	25.64%
01-40-460-500109	FLSA Overtime	\$ 500.00	\$ -	\$ -	\$ 500.00	\$ -	100.00%
01-40-460-500110	Overtime	\$ 3,000.00	\$ 432.60	\$ 2,401.84	\$ 598.16	\$ -	19.94%
01-40-460-500111	Double Time	\$ 1,500.00	\$ -	\$ 1,264.56	\$ 235.44	\$ -	15.70%
01-40-460-500113	Standby/On-Call	\$ 4,000.00	\$ -	\$ -	\$ 4,000.00	\$ -	100.00%
01-40-460-500114	Incentive Pay	\$ 1,500.00	\$ -	\$ -	\$ 1,500.00	\$ -	100.00%

Account Number	Description	Budget	Period Amt	End Bal	Variance	Encumbered	% Avail/
01-40-460-500115	Social Security	\$ 12,500.00	\$ 1,431.35	\$ 8,776.55	\$ 3,723.45	\$ -	29.79%
01-40-460-500120	Medicare	\$ 3,000.00	\$ 334.73	\$ 2,052.63	\$ 947.37	\$ -	31.58%
01-40-460-500125	Health Insurance	\$ 54,500.00	\$ 4,722.40	\$ 41,212.24	\$ 13,287.76	\$ -	24.38%
01-40-460-500140	Life Insurance	\$ 500.00	\$ 23.14	\$ 193.16	\$ 306.84	\$ -	61.37%
01-40-460-500143	EAP Program	\$ 500.00	\$ 4.89	\$ 42.62	\$ 457.38	\$ -	91.48%
01-40-460-500145	Workers' Compensation	\$ 7,000.00	\$ 872.69	\$ 5,319.45	\$ 1,680.55	\$ -	24.01%
01-40-460-500155	Retirement/CalPERS	\$ 51,500.00	\$ 6,757.18	\$ 39,736.42	\$ 11,763.58	\$ -	22.84%
01-40-460-500165	Uniforms and Employee Benefits	\$ 3,000.00	\$ -	\$ 298.47	\$ 2,701.53	\$ -	90.05%
01-40-460-500175	Training/Education/Mtgs/Travel	\$ 1,000.00	\$ -	\$ -	\$ 1,000.00	\$ -	100.00%
01-40-460-500180	Accrued Sick Leave Expense	\$ 7,500.00	\$ 353.34	\$ 3,457.90	\$ 4,042.10	\$ -	53.89%
01-40-460-500185	Accrued Vacation Leave Expense	\$ 11,500.00	\$ 3,833.10	\$ 11,504.44	\$ (4.44)	\$ -	-0.04%
01-40-460-500187	Accrued Leave Payments	\$ 15,000.00	\$ -	\$ -	\$ 15,000.00	\$ -	100.00%
01-40-460-500195	CIP Related Labor	\$ (41,000.00)	\$ (2,035.86)	\$ (24,251.06)	\$ (16,748.94)	\$ -	40.85%
470	Maintenance & General Plant Personnel						
01-40-470-500105	Labor	\$ 163,000.00	\$ 16,283.64	\$ 134,817.15	\$ 28,182.85	\$ -	17.29%
01-40-470-500109	FLSA Overtime	\$ 500.00	\$ -	\$ -	\$ 500.00	\$ -	100.00%
01-40-470-500110	Overtime	\$ 3,000.00	\$ 254.19	\$ 902.89	\$ 2,097.11	\$ -	69.90%
01-40-470-500111	Double Time	\$ 1,000.00	\$ -	\$ 220.26	\$ 779.74	\$ -	77.97%
01-40-470-500113	Standby/On-Call	\$ 3,000.00	\$ -	\$ -	\$ 3,000.00	\$ -	100.00%
01-40-470-500114	Incentive Pay	\$ 1,500.00	\$ -	\$ -	\$ 1,500.00	\$ -	100.00%
01-40-470-500115	Social Security	\$ 12,000.00	\$ 1,131.81	\$ 8,980.82	\$ 3,019.18	\$ -	25.16%
01-40-470-500120	Medicare	\$ 3,000.00	\$ 264.71	\$ 2,108.26	\$ 891.74	\$ -	29.72%
01-40-470-500125	Health Insurance	\$ 63,500.00	\$ 3,510.42	\$ 37,683.91	\$ 25,816.09	\$ -	40.66%
01-40-470-500140	Life Insurance	\$ 500.00	\$ 19.47	\$ 219.08	\$ 280.92	\$ -	56.18%
01-40-470-500143	EAP Program	\$ 500.00	\$ 4.59	\$ 50.64	\$ 449.36	\$ -	89.87%
01-40-470-500145	Workers' Compensation	\$ 7,000.00	\$ 696.95	\$ 5,465.38	\$ 1,534.62	\$ -	21.92%
01-40-470-500155	Retirement/CalPERS	\$ 15,000.00	\$ 1,653.86	\$ 11,515.09	\$ 3,484.91	\$ -	23.23%
01-40-470-500165	Uniforms and Employee Benefits	\$ 2,000.00	\$ 120.68	\$ 896.40	\$ 1,103.60	\$ -	55.18%
01-40-470-500175	Training/Education/Mtgs/Travel	\$ 2,000.00	\$ -	\$ -	\$ 2,000.00	\$ -	100.00%
01-40-470-500180	Accrued Sick Leave Expenses	\$ 7,000.00	\$ 882.81	\$ 4,424.37	\$ 2,575.63	\$ -	36.79%
01-40-470-500185	Accrued Vacation Expenses	\$ 7,500.00	\$ 829.62	\$ 4,938.18	\$ 2,561.82	\$ -	34.16%
01-40-470-500187	Accrued Leave Payments	\$ 4,500.00	\$ -	\$ -	\$ 4,500.00	\$ -	100.00%
	OPERATIONS Personnel	\$ 4,230,000.00	\$ 368,980.60	\$ 2,207,660.34	\$ 2,022,339.66	\$ -	47.81%
410	Source of Supply Materials & Supplies						
01-40-410-501101	Electricity - Wells	\$ 2,750,000.00	\$ 299,426.84	\$ 1,614,963.20	\$ 1,135,036.80	\$ -	41.27%
01-40-410-501201	Gas - Wells	\$ 1,000.00	\$ 14.79	\$ 118.34	\$ 881.66	\$ -	88.17%
01-40-410-510011	Treatment and Chemicals	\$ 170,000.00	\$ 26,022.90	\$ 113,251.65	\$ 56,748.35	\$ -	33.38%
01-40-410-510021	Lab Testing	\$ 80,000.00	\$ 5,910.99	\$ 50,500.59	\$ 29,499.41	\$ -	36.87%
01-40-410-510031	Small Tools, Parts, & Maint	\$ 5,000.00	\$ 982.40	\$ 4,074.40	\$ 925.60	\$ -	18.51%
01-40-410-520021	Maint & Repair-Telemetry	\$ 5,000.00	\$ -	\$ 109.60	\$ 4,890.40	\$ -	97.81%
01-40-410-520061	Maint & Repair-Pumping Equip	\$ 200,000.00	\$ 1,032.29	\$ 79,369.66	\$ 120,630.34	\$ 1,257.53	59.69%
01-40-410-550066	Subscriptions	\$ 1,500.00	\$ -	\$ 362.00	\$ 1,138.00	\$ -	75.87%

Account Number	Description	Budget	Period Amt	End Bal	Variance	Encumbered	% Avail/
430	Cross-Connection/Non-Potable Water Materials & Supplies						
01-40-430-510031	Small Tools Parts & Maint	\$ 2,000.00	\$ -	\$ 447.01	\$ 1,552.99	\$ -	77.65%
01-40-430-540001	Backflow Maintenance	\$ 13,000.00	\$ -	\$ 1,356.23	\$ 11,643.77	\$ -	89.57%
01-40-430-550066	Subscriptions	\$ 2,000.00	\$ -	\$ 1,150.00	\$ 850.00	\$ -	42.50%
440	Transmission & Distribution Materials & Supplies						
01-40-440-500178	General Safety Supplies	\$ 13,000.00	\$ 1,667.22	\$ 6,072.66	\$ 6,927.34	\$ -	53.29%
01-40-440-510031	Small Tools, Parts, & Maint	\$ 22,000.00	\$ 3,730.86	\$ 14,462.17	\$ 7,537.83	\$ -	34.26%
01-40-440-520071	Maint & Repair-Pipeline/FireHy	\$ 145,000.00	\$ 14,299.03	\$ 36,563.56	\$ 108,436.44	\$ 7.00	74.78%
01-40-440-520081	Maint & Repair-Hydraulic Valve	\$ 35,000.00	\$ -	\$ 47.29	\$ 34,952.71	\$ -	99.86%
01-40-440-530001	Minor Capital Acquisitions	\$ 30,000.00	\$ -	\$ 6,848.52	\$ 23,151.48	\$ -	77.17%
01-40-440-540024	Inventory Adjustments	\$ 64,000.00	\$ 2,114,765.87	\$ 52,978.32	\$ 11,021.68	\$ -	17.22%
01-40-440-540036	Line Locates	\$ 4,000.00	\$ -	\$ 1,131.00	\$ 2,869.00	\$ -	71.73%
01-40-440-540042	Meters Maintenance & Services	\$ 170,000.00	\$ 29,612.03	\$ 60,465.29	\$ 109,534.71	\$ 225.00	64.30%
01-40-440-540078	Reservoir Maintenance	\$ 52,000.00	\$ -	\$ 354.97	\$ 51,645.03	\$ -	99.32%
470	Maintenance & General Plant Materials & Supplies						
01-40-470-501111	Electricity -560 Magnolia Ave	\$ 40,000.00	\$ 6,243.56	\$ 28,389.86	\$ 11,610.14	\$ -	29.03%
01-40-470-501121	Electricity -12303 Oak Glen Rd	\$ 5,400.00	\$ 10.03	\$ 38.16	\$ 5,361.84	\$ -	99.29%
01-40-470-501131	Electricity -13695 Oak Glen Rd	\$ 3,250.00	\$ 311.43	\$ 1,709.44	\$ 1,540.56	\$ -	47.40%
01-40-470-501141	Electricity -13697 Oak Glen Rd	\$ 3,250.00	\$ 498.25	\$ 2,475.16	\$ 774.84	\$ -	23.84%
01-40-470-501151	Electricity -9781 AveMiravilla	\$ 2,200.00	\$ 521.06	\$ 1,922.00	\$ 278.00	\$ -	12.64%
01-40-470-501161	Electricity -815 E 12th St	\$ 14,000.00	\$ 832.74	\$ 5,702.32	\$ 8,297.68	\$ -	59.27%
01-40-470-501171	Electricity -851 E 6th St	\$ 5,400.00	\$ 490.48	\$ 2,489.46	\$ 2,910.54	\$ -	53.90%
01-40-470-501321	Propane -12303 Oak Glen Rd	\$ 2,000.00	\$ -	\$ -	\$ 2,000.00	\$ -	100.00%
01-40-470-501331	Propane -13695 Oak Glen Rd	\$ 3,000.00	\$ -	\$ 486.33	\$ 2,513.67	\$ -	83.79%
01-40-470-501341	Propane -13697 Oak Glen Rd	\$ 4,000.00	\$ -	\$ 1,193.36	\$ 2,806.64	\$ -	70.17%
01-40-470-501351	Propane -9781 AveMiravilla	\$ 2,000.00	\$ -	\$ 661.89	\$ 1,338.11	\$ -	66.91%
01-40-470-501411	Sanitation -560 Magnolia Ave	\$ 5,500.00	\$ 243.07	\$ 3,082.76	\$ 2,417.24	\$ -	43.95%
01-40-470-501461	Sanitation -815 E 12th Ave	\$ 7,700.00	\$ 533.51	\$ 3,673.46	\$ 4,026.54	\$ -	52.29%
01-40-470-501471	Sanitation -11083 Cherry Ave	\$ 8,500.00	\$ 310.41	\$ 2,172.87	\$ 6,327.13	\$ -	74.44%
01-40-470-501481	Sanitation - 39500 Brookside	\$ 8,000.00	\$ 408.87	\$ 3,013.78	\$ 4,986.22	\$ -	62.33%
01-40-470-501600	Property Maintenance & Repairs	\$ 4,000.00	\$ -	\$ -	\$ 4,000.00	\$ -	100.00%
01-40-470-501611	Maint & Repair-560 Magnolia	\$ 66,000.00	\$ 2,448.31	\$ 18,559.83	\$ 47,440.17	\$ -	71.88%
01-40-470-501621	Maint & Repair-12303 Oak Glen	\$ 30,000.00	\$ -	\$ 69.52	\$ 29,930.48	\$ -	99.77%
01-40-470-501631	Maint & Repair-13695 Oak Glen	\$ 6,000.00	\$ -	\$ 1,717.18	\$ 4,282.82	\$ -	71.38%
01-40-470-501641	Maint & Repair-13697 Oak Glen	\$ 7,000.00	\$ -	\$ 2,513.47	\$ 4,486.53	\$ -	64.09%
01-40-470-501651	Maint & Repair-9781 Avenida	\$ 7,000.00	\$ -	\$ 1,210.94	\$ 5,789.06	\$ -	82.70%
01-40-470-501661	Maint & Repair-815 E 12th St	\$ 44,000.00	\$ 1,195.03	\$ 11,596.30	\$ 32,403.70	\$ -	73.64%
01-40-470-501671	Maint & Repair-851 E 6th St	\$ 5,000.00	\$ 376.94	\$ 3,059.47	\$ 1,940.53	\$ -	38.81%
01-40-470-501681	Maint & Repair-39500 Brookside	\$ 5,000.00	\$ 225.94	\$ 1,027.83	\$ 3,972.17	\$ -	79.44%
01-40-470-501691	Maint & Repair-Buildings(Gen)	\$ 80,000.00	\$ 125.26	\$ 4,898.05	\$ 75,101.95	\$ -	93.88%
01-40-470-510001	Auto/Fuel	\$ 160,000.00	\$ 13,293.65	\$ 91,588.59	\$ 68,411.41	\$ -	42.76%
01-40-470-510002	CIP Related Fuel	\$ (10,000.00)	\$ -	\$ -	\$ (10,000.00)	\$ -	100.00%
01-40-470-520011	Maint & Repair-Safety Equip	\$ 18,000.00	\$ -	\$ 1,454.36	\$ 16,545.64	\$ -	91.92%

Account Number	Description	Budget	Period Amt	End Bal	Variance	Encumbered	% Avail/
01-40-470-520031	Maint & Repair-General Equip	\$ 80,000.00	\$ 2,885.76	\$ 60,909.19	\$ 19,090.81	\$ -	23.86%
01-40-470-520041	Maintenance & Repair-Fleet	\$ 60,000.00	\$ 3,919.93	\$ 52,035.94	\$ 7,964.06	\$ 10.00	13.26%
01-40-470-520051	Maintenance & Repair-Paving	\$ 120,000.00	\$ -	\$ 63,437.01	\$ 56,562.99	\$ -	47.14%
01-40-470-520053	Maint & Repair-Paving-Beaumont	\$ 400,000.00	\$ -	\$ 39,870.50	\$ 360,129.50	\$ -	90.03%
01-40-470-540052	Encroachment Permits	\$ 40,000.00	\$ 1,502.88	\$ 4,172.44	\$ 35,827.56	\$ -	89.57%
	OPERATIONS Materials & Supplies	\$ 5,000,700.00	\$ 2,533,842.33	\$ 2,459,757.93	\$ 2,540,942.07	\$ 1,499.53	50.78%
410	Source of Supply Services						
01-40-410-500501	State Project Water Purchases	\$ 4,469,000.00	\$ 292,467.00	\$ 2,035,698.00	\$ 2,433,302.00	\$ -	54.45%
01-40-410-540084	Regulations Mandates & Tariffs	\$ 150,000.00	\$ -	\$ 67,910.73	\$ 82,089.27	\$ -	54.73%
430	Cross-Connection/Non-Potable Water Services						
01-40-430-550051	Advertising/Legal Notices	\$ 500.00	\$ -	\$ -	\$ 500.00	\$ -	100.00%
440	Transmission & Distribution Services						
01-40-440-550051	Advertising/Legal Notices	\$ 5,000.00	\$ -	\$ 1,139.20	\$ 3,860.80	\$ -	77.22%
01-40-440-500190	Temporary Labor	\$ 40,000.00	\$ 1,592.80	\$ 4,738.58	\$ 35,261.42	\$ -	88.15%
470	Maintenance & General Plant Services						
01-40-470-540030	Landscape Maintenance	\$ 82,000.00	\$ 130.12	\$ 2,308.56	\$ 79,691.44	\$ -	97.18%
01-40-470-540072	NCRF, Canyons, & Pond Maint	\$ 185,000.00	\$ 9,376.80	\$ 80,071.92	\$ 104,928.08	\$ -	56.72%
	OPERATIONS Services	\$ 4,931,500.00	\$ 303,566.72	\$ 2,191,866.99	\$ 2,739,633.01	\$ -	55.55%
Expense Total	OPERATIONS	\$ 14,162,200.00	\$ 3,206,389.65	\$ 6,859,285.26	\$ 7,302,914.74	\$ 1,499.53	51.56%
50	GENERAL						
01-50-510-500112	Stipend-Association Mtg Attend	\$ 1,000.00	\$ 75.00	\$ 375.00	\$ 625.00	\$ -	62.50%
	Personnel	\$ 1,000.00	\$ 75.00	\$ 375.00	\$ 625.00	\$ -	62.50%
01-50-510-502001	Rents/Leases	\$ 35,000.00	\$ 2,796.00	\$ 21,104.00	\$ 13,896.00	\$ -	39.70%
01-50-510-510031	Small Tools, Parts, & Maint	\$ 1,000.00	\$ -	\$ 25.85	\$ 974.15	\$ -	97.42%
01-50-510-540066	Property Damage and Theft	\$ 27,000.00	\$ 744.36	\$ 3,849.95	\$ 23,150.05	\$ -	85.74%
01-50-510-550040	General Supplies	\$ 18,000.00	\$ 637.03	\$ 6,308.40	\$ 11,691.60	\$ -	64.95%
01-50-510-550060	Public Ed/Community Outreach	\$ 12,500.00	\$ (33.93)	\$ 5,269.94	\$ 7,230.06	\$ -	57.84%
01-50-510-550072	Miscellaneous Operating Exp	\$ 1,000.00	\$ -	\$ -	\$ 1,000.00	\$ -	100.00%
01-50-510-550074	Disaster Prepared Ongoing Exp	\$ 11,000.00	\$ 1,445.00	\$ 1,445.00	\$ 9,555.00	\$ -	86.86%
	General Materials & Supplies	\$ 105,500.00	\$ 5,588.46	\$ 38,003.14	\$ 67,496.86	\$ -	63.98%
01-50-510-550096	Beaumont Basin Watermaster	\$ 127,000.00	\$ 2,063.50	\$ 35,935.00	\$ 91,065.00	\$ -	71.70%
01-50-510-550097	SAWPA Basin Monitoring Program	\$ 30,000.00	\$ 2,373.68	\$ 19,282.89	\$ 10,717.11	\$ -	35.72%
	General Services	\$ 157,000.00	\$ 4,437.18	\$ 55,217.89	\$ 101,782.11	\$ -	64.83%
Expense Total	GENERAL	\$ 263,500.00	\$ 10,100.64	\$ 93,596.03	\$ 169,903.97	\$ -	64.48%
Expense Total	ALL EXPENSES	\$ 24,238,900.00	\$ 3,927,756.40	\$ 12,401,797.60	\$ 11,837,102.40	\$ 1,499.53	48.83%



**Beaumont-Cherry Valley Water District
Finance and Audit Committee Meeting
October 3, 2024**

Item 4b

STAFF REPORT

TO: Finance and Audit Committee
FROM: William Clayton, Finance Manager
SUBJECT: **August 31, 2024, Cash Balance and Investment Report**

Staff Recommendation

Approve the August 31, 2024, Cash Balance and Investment Report.

Summary

Attached is the Cash and Investment Report as of August 31, 2024. The District's total invested cash and marketable securities have a market value of \$83,935,419.32.

Analysis

The attached reports include the following elements following 5045.17 Investment Reporting:

- a. Listing of individual securities held at the end of the reporting period;
- b. Cost and market value of all securities, including realized and unrealized market value gains or losses per GASB requirements;
- c. Average weighted yield to maturity of the portfolio;
- d. Listing of investment by maturity date;
- e. Percentage of the total portfolio, which each type of investment represents;
- f. Statement of compliance with Investment Policy, including an explanation of any compliance exceptions (CGC Section 53646); and
- g. Certification of sufficient liquidity to meet budgeted expenditures over the ensuing six months (CGC Section 53646)

Investments, in type, maturity, and percentage of the total portfolio, follow the existing Board approved investment policy.

The weighted average maturity (WAM) of the portfolio is 484 days. The maximum WAM allowed by the Investment Policy is 1,825 days. The current portfolio and expected revenue cash flow will be sufficient to meet budgeted expenditure requirements for the next six months and the foreseeable future.

Attachment(s)

1. August 31, 2024, Cash Balance and Investment Report
2. Local Agency Investment Fund August 2024 Statement
3. Chandler Asset Management Portfolio Summary as of August 31, 2024
4. Chandler Asset Management Statement of Compliance as of August 31, 2024
5. Chandler Asset Management Holdings Report as of August 31, 2024
6. Chandler Asset Management Income Earned Report as of August 31, 2024

Staff Report prepared by William Clayton, Finance Manager



Beaumont-Cherry Valley Water District
 Cash Balance & Investment Report ⁽¹⁾
 As of August 31, 2024

Account Name	Account Ending #	Balance	Cash Balance Per Account	
			Prior Month Balance	Difference
Wells Fargo				
General	4152	\$869,181.07	\$720,283.72	\$148,897.35
Total Cash		\$ 869,181.07	\$ 720,283.72	\$ 148,897.35

Investment Summary

Account Name	Market Value	Prior Month Balance	Difference	Actual % of Total	Rate	Current Period Income	Income Year-to-Date ⁽³⁾
Ca. State Treasurer's Office: Local Agency Investment Fund	\$43,374,745.22	\$43,374,745.22	\$0.00	52%	4.53%	\$0.00	\$958,313.27
CalTRUST Short Term Fund	\$0.00	\$0.00 ⁽⁴⁾	\$0.00	0%	5.36%	\$0.00	\$0.00
Chandler Investment Services	\$39,691,493.03 ⁽²⁾	\$39,357,209.84	\$334,283.19	48%	4.36%	\$117,361.06	\$981,994.99
Total Investments	\$83,066,238.25	\$82,731,955.06	\$334,283.19				\$1,940,308.26
Total Cash & Investments	\$ 83,935,419.32	\$ 83,452,238.78	\$ 483,180.54				

Account Name	Book Value	Prior Month Balance	Difference
Chandler Investment Services	\$39,232,332.51 ⁽²⁾	\$39,103,455.37	\$128,877.14
Book - MV	\$ (459,160.52)	\$ (253,754.47)	\$128,877.14

The investments above are in accordance with the District's investment policy. William C. Clayton William Clayton, Finance Manager

BCVWD will be able to meet its cash flow obligations for the next 6 months. Sylvia Molina Sylvia Molina, Assistant Director of Finance and Administration

The investments above have been reviewed by the General Manager Daniel K. Jagers Daniel K. Jagers, General Manager

(1) All investments held are compliance with the District's Investment Policy pertaining to maximum specified percentages of the District's portfolio, maturity, and par amount.
 (2) Market Value is the value of the investment if sold at the end of the period. Book Value is the value of the investment is held until maturity.
 (3) Income Year-to-Date is based on Income Earned for each reporting period in total prior to the application of bank fees.
 (4) Redemption of full investment March 2022.

California State Treasurer
Fiona Ma, CPA



Local Agency Investment Fund
P.O. Box 942809
Sacramento, CA 94209-0001
(916) 653-3001

September 03, 2024

[LAIIF Home](#)
[PMIA Average Monthly Yields](#)

BEAUMONT-CHERRY VALLEY WATER DISTRICT

TREASURER
P.O. BOX 2037
BEAUMONT, CA 92223

[Tran Type Definitions](#)



August 2024 Statement

Account Summary

Total Deposit:	0.00	Beginning Balance:	43,374,745.22
Total Withdrawal:	0.00	Ending Balance:	43,374,745.22

PORTFOLIO SUMMARY

Beaumont-Cherry Valley Water District | [REDACTED] | As of August 31, 2024

Portfolio Characteristics

Average Modified Duration	1.82
Average Coupon	3.46%
Average Purchase YTM	4.03%
Average Market YTM	4.36%
Average Quality	AA
Average Final Maturity	2.14
Average Life	1.86

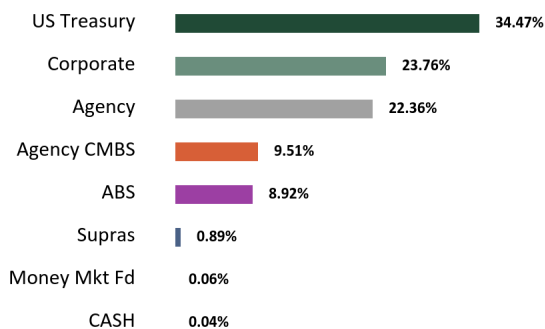
Account Summary

	Beg. Values as of 08/01/2024	End Values as of 08/31/2024
Market Value	39,055,002.70	39,388,442.16
Accrued Interest	302,207.14	303,050.87
Total Market Value	39,357,209.84	39,691,493.03
Income Earned	146,028.84	120,682.82
Cont/WD	0.00	0.00
Par	39,399,308.80	39,497,879.04
Book Value	39,103,455.37	39,232,332.51
Cost Value	38,713,228.36	38,827,424.46

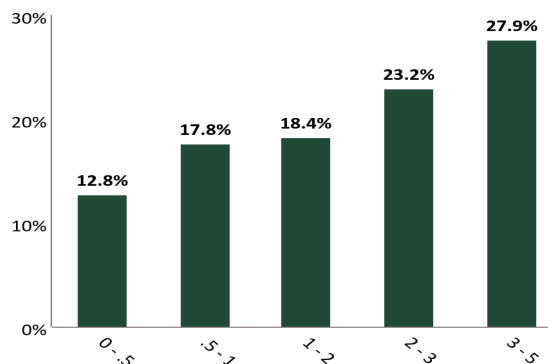
Top Issuers

United States	34.47%
Farm Credit System	13.23%
FHLMC	9.51%
Federal Home Loan Banks	7.91%
American Express Credit Master Trust	1.56%
John Deere Owner Trust	1.31%
Honda Auto Receivables Owner Trust	1.24%
FNMA	1.22%

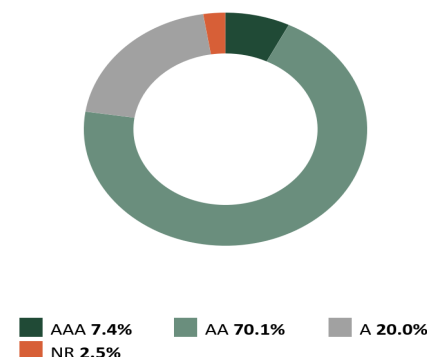
Sector Allocation



Maturity Distribution



Credit Quality



*See Footnote

Performance Review

Total Rate of Return	1M	3M	YTD	1YR	2YRS	3YRS	5YRS	10YRS	Since Inception (04/01/22)
Beaumont-Cherry Valley WD	0.86%	2.60%	3.68%	6.28%	4.12%	--	--	--	3.29%
Benchmark Return*	0.90%	2.64%	3.31%	5.88%	3.54%	--	--	--	2.54%

*Periods over 1 year are annualized.

Benchmark: ICE BofA 1-3 Year US Treasury Index Secondary Benchmark:

The credit quality is a weighted average calculation of the highest of S&P, Moody's' and Fitch

Execution Time: 09/04/2024 01:52:33 PM

Chandler Asset Management | info@chandlerasset.com | www.chandlerasset.com | 800.317.4747

CONFIDENTIAL | 2

STATEMENT OF COMPLIANCE



BCVWD Consolidated | [REDACTED] | As of August 31, 2024

Rules Name	Limit	Actual	Compliance Status	Notes
AGENCY MORTGAGE SECURITIES (CMOS)				
Max % (MV; ABS, CMO, & MBS)	20.0	8.7	Compliant	
Max Maturity (Years)	5.0	3.4	Compliant	
Min Rating (AA- by 1)	0.0	0.0	Compliant	
ASSET-BACKED SECURITIES (ABS)				
Max % (MV; ABS, CMO & MBS)	20.0	8.7	Compliant	
Max % Issuer (MV)	5.0	0.5	Compliant	
Max Maturity (Years)	5	4	Compliant	
Min Rating (AA- by 1)	0.0	0.0	Compliant	
BANKERS' ACCEPTANCES				
Max % (MV)	40.0	0.0	Compliant	
Max % Issuer (MV)	5.0	0.0	Compliant	
Max Maturity (Days)	180	0.0	Compliant	
Min Rating (A-1 by 1)	0.0	0.0	Compliant	
CERTIFICATE OF DEPOSIT PLACEMENT SERVICE (CDARS)				
Max % (MV)	50.0	0.0	Compliant	
COLLATERALIZED TIME DEPOSITS (NON-NEGOTIABLE CD/TD)				
Max % Issuer (MV)	5.0	0.0	Compliant	
COMMERCIAL PAPER				
Max % (MV)	25.0	0.0	Compliant	
Max % Issuer (MV)	5.0	0.0	Compliant	
Max Maturity (Days)	270	0.0	Compliant	
Min Rating (A-1 by 1 or A- by 1)	0.0	0.0	Compliant	
CORPORATE MEDIUM TERM NOTES				
Max % (MV)	30.0	11.3	Compliant	
Max % Issuer (MV)	5.0	0.6	Compliant	
Max Maturity (Years)	5	4	Compliant	
Min Rating (A- by 1)	0.0	0.0	Compliant	
FEDERAL AGENCIES				
Max % (MV)	100.0	10.7	Compliant	
Max Maturity (Years)	5	4	Compliant	
LOCAL GOVERNMENT INVESTMENT POOL (LGIP)				
Min Rating (AA- by 1)	0.0	0.0	Compliant	

STATEMENT OF COMPLIANCE

BCVWD Consolidated | ██████████ | As of August 31, 2024

Rules Name	Limit	Actual	Compliance Status	Notes
MONEY MARKET MUTUAL FUNDS				
Max % (MV)	20.0	0.0	Compliant	
Min Rating (AAA by 2)	0.0	0.0	Compliant	
MORTGAGE-BACKED SECURITIES (NON-AGENCY)				
Max % (MV)	20.0	0.0	Compliant	
Max % Issuer (MV)	5.0	0.0	Compliant	
Max Maturity (Years)	5.0	0.0	Compliant	
Min Rating (AA- by 1)	0.0	0.0	Compliant	
MUNICIPAL SECURITIES (CA, LOCAL AGENCY)				
Max % Issuer (MV)	5.0	0.0	Compliant	
Max Maturity (Years)	5	0.0	Compliant	
MUNICIPAL SECURITIES (CA, OTHER STATES)				
Max % Issuer (MV)	5.0	0.0	Compliant	
Max Maturity (Years)	5	0.0	Compliant	
NEGOTIABLE CERTIFICATES OF DEPOSIT (NCD)				
Max % (MV)	30.0	0.0	Compliant	
Max % Issuer (MV)	5.0	0.0	Compliant	
Max Maturity (Years)	5	0.0	Compliant	
REPURCHASE AGREEMENTS				
Max % (MV)	10.0	0.0	Compliant	
Max Maturity (Years)	1.0	0.0	Compliant	
REVERSE REPURCHASE AGREEMENTS				
Max % (MV)	20.0	0.0	Compliant	
Max Maturity (Days)	92.0	0.0	Compliant	
SUPRANATIONAL OBLIGATIONS				
Max % (MV)	30.0	0.4	Compliant	
Max % Issuer (MV)	5.0	0.4	Compliant	
Max Maturity (Years)	5	3	Compliant	
Min Rating (AA- by 1)	0.0	0.0	Compliant	
U.S. TREASURIES				
Max % (MV)	100.0	16.4	Compliant	
Max Maturity (Years)	5	4	Compliant	

HOLDINGS REPORT



Beaumont-Cherry Valley Water District | [REDACTED] | As of August 31, 2024

Cusip	Security Description	Par Value/ Units	Purchase Date Purchase Yield	Cost Value Book Value	Mkt Price Mkt YTM	Market Value Accrued Int.	% of Port. Gain/Loss	Moody's/ S&P/ Fitch	Maturity Duration
ABS									
05593AAC3	BMWLT 2023-1 A3 5.16 11/25/2025	34,267.32	02/07/2023 5.43%	34,266.51 34,266.96	99.97 5.31%	34,257.78 29.47	0.09% (9.18)	Aaa/AAA NA	1.24 0.29
44934KAC8	HART 2021-B A3 0.38 01/15/2026	3,871.59	05/19/2022 3.60%	3,723.39 3,822.33	99.49 5.73%	3,852.04 0.65	0.01% 29.70	NA/AAA AAA	1.38 0.09
47789QAC4	JDOT 2021-B A3 0.52 03/16/2026	28,004.23	05/02/2022 3.81%	26,538.39 27,464.51	98.48 5.91%	27,579.92 6.47	0.07% 115.41	Aaa/NA AAA	1.54 0.28
89238JAC9	TAOT 2021-D A3 0.71 04/15/2026	13,521.58	12/14/2022 5.27%	12,734.06 13,141.56	98.47 5.75%	13,314.57 4.27	0.03% 173.01	NA/AAA AAA	1.62 0.30
43815PAC3	HAROT 2022-2 A3 3.73 07/20/2026	38,132.11	08/15/2022 3.87%	38,129.84 38,131.14	99.20 5.26%	37,828.51 51.36	0.10% (302.64)	NA/AAA AAA	1.88 0.53
89238FAD5	TAOT 2022-B A3 2.93 09/15/2026	124,723.95	-- 3.31%	123,840.20 124,338.72	98.77 5.51%	123,190.64 162.42	0.31% (1,148.08)	Aaa/AAA NA	2.04 0.48
02582JJR2	AMXCA 2021-1 A 0.9 11/15/2024	386,000.00	-- 3.20%	364,484.53 382,768.86	99.07 5.63%	382,423.36 154.40	0.97% (345.50)	Aaa/NA AAA	0.21 0.19
362585AC5	GMCAR 2022-2 A3 3.1 02/16/2027	25,979.19	04/05/2022 3.16%	25,973.76 25,977.02	98.78 5.28%	25,661.03 33.56	0.07% (315.98)	Aaa/AAA NA	2.46 0.56
47800AAC4	JDOT 2022-B A3 3.74 02/16/2027	90,907.27	07/12/2022 3.77%	90,898.59 90,903.20	99.14 5.19%	90,121.51 151.11	0.23% (781.69)	Aaa/NA AAA	2.46 0.61
05611UAD5	BMWLT 2024-1 A3 4.98 03/25/2027	300,000.00	06/20/2024 5.40%	298,406.25 298,520.20	100.54 4.66%	301,631.16 249.00	0.77% 3,110.96	Aaa/AAA NA	2.56 1.46
89231CAD9	TAOT 2022-C A3 3.76 04/15/2027	130,201.91	08/08/2022 3.80%	130,180.16 130,190.13	99.19 4.95%	129,152.25 217.58	0.33% (1,037.88)	NA/AAA AAA	2.62 0.70
36265WAD5	GMCAR 2022-3 A3 3.64 04/16/2027	46,256.07	07/06/2022 3.93%	46,255.75 46,255.93	99.13 5.21%	45,854.52 70.16	0.12% (401.41)	Aaa/NA AAA	2.62 0.56
43815JAC7	HAROT 2023-1 A3 5.04 04/21/2027	50,000.00	02/16/2023 5.09%	49,990.71 49,994.11	100.20 4.87%	50,099.59 70.00	0.13% 105.48	Aaa/NA AAA	2.64 0.91
02582JJT8	AMXCA 2022-2 A 05/17/2027	235,000.00	05/17/2022 3.42%	234,948.02 234,982.34	98.89 5.07%	232,382.41 354.07	0.59% (2,599.93)	NA/AAA AAA	0.70 0.67
47800BAC2	JDOT 2022-C A3 5.09 06/15/2027	199,910.72	10/12/2022 3.29%	199,895.20 199,901.95	100.09 5.01%	200,099.61 452.24	0.51% 197.67	Aaa/NA AAA	2.79 0.71
36269WAD1	GMALT 2024-2 A3 5.39 07/20/2027	140,000.00	05/07/2024 5.85%	139,991.87 139,992.63	101.45 4.56%	142,032.79 230.57	0.36% 2,040.16	NA/AAA AAA	2.88 1.61
58770AAC7	MBART 2023-1 A3 4.51 11/15/2027	125,000.00	01/18/2023 4.56%	124,985.00 124,990.00	99.69 4.97%	124,613.49 250.56	0.32% (376.51)	NA/AAA AAA	3.21 0.73

HOLDINGS REPORT



Beaumont-Cherry Valley Water District | [REDACTED] | As of August 31, 2024

Cusip	Security Description	Par Value/ Units	Purchase Date Purchase Yield	Cost Value Book Value	Mkt Price Mkt YTM	Market Value Accrued Int.	% of Port. Gain/Loss	Moody's/ S&P/ Fitch	Maturity Duration
437918AC9	HAROT 2024-1 A3 5.21 08/15/2028	290,000.00	02/13/2024 5.27%	289,987.39 289,988.88	101.21 4.58%	293,510.13 671.51	0.75% 3,521.25	Aaa/AAA NA	3.96 1.74
161571HT4	CHAIT 2023-1 A 5.16 09/15/2028	410,000.00	09/07/2023 5.17%	409,886.35 409,908.25	101.67 4.34%	416,866.56 940.27	1.06% 6,958.31	NR/AAA AAA	4.04 1.89
47800RAD5	JDOT 2024 A3 4.96 11/15/2028	95,000.00	03/11/2024 5.12%	94,994.68 94,995.20	101.22 4.34%	96,160.60 209.42	0.24% 1,165.40	Aaa/NA AAA	4.21 1.81
437930AC4	HONDO-242-A3 5.27 11/20/2028	105,000.00	05/14/2024 5.27%	104,987.24 104,988.04	101.80 4.40%	106,888.52 199.82	0.27% 1,900.48	NA/AAA AAA	4.22 1.93
448973AD9	HART 2024-A A3 4.99 02/15/2029	155,000.00	03/11/2024 5.05%	154,965.82 154,968.97	101.20 4.47%	156,861.40 343.76	0.40% 1,892.43	NA/AAA AAA	4.46 2.07
096919AD7	BMWOT 2024-A A3 5.18 02/26/2029	175,000.00	06/04/2024 5.24%	174,973.42 174,974.69	101.68 4.36%	177,947.30 151.08	0.45% 2,972.61	Aaa/AAA NA	4.49 1.90
47786WAD2	JDOT 2024-B A3 5.2 03/15/2029	100,000.00	06/11/2024 5.26%	99,980.45 99,981.30	102.04 4.30%	102,038.45 231.11	0.26% 2,057.15	Aaa/NA AAA	4.54 2.10
05522RDJ4	BACCT 2024-1 A 4.93 03/15/2029	195,000.00	06/06/2024 4.93%	194,989.06 194,989.56	101.82 4.25%	198,550.15 427.27	0.50% 3,560.59	Aaa/AAA NA	4.54 2.48
Total ABS		3,496,775.96	4.55%	3,470,006.63 3,490,436.46	100.47 4.80%	3,512,918.27 5,662.12	8.92% 22,481.81	Aaa/AAA AAA	2.92 1.28

AGENCY									
3130AQR1	FEDERAL HOME LOAN BANKS 1.25 01/27/2025	150,000.00	04/18/2022 2.73%	144,043.95 149,130.68	98.56 4.90%	147,845.94 177.08	0.38% (1,284.74)	Aaa/AA+ AA+	0.41 0.39
3135G05X7	FEDERAL NATIONAL MORTGAGE ASSOCIATION 0.375 08/25/2025	500,000.00	06/22/2022 3.24%	456,750.00 486,640.64	96.20 4.39%	481,005.00 31.25	1.22% (5,635.64)	Aaa/AA+ AA+	0.98 0.96
3133EPW68	FEDERAL FARM CREDIT BANKS FUNDING CORP 4.125 01/22/2026	600,000.00	01/24/2024 4.40%	596,940.00 597,864.73	99.84 4.24%	599,058.47 2,681.25	1.52% 1,193.75	Aaa/AA+ AA+	1.39 1.33
3133EPBJ3	FEDERAL FARM CREDIT BANKS FUNDING CORP 4.375 02/23/2026	725,000.00	02/21/2023 4.50%	722,426.25 723,731.91	100.26 4.19%	726,894.78 704.86	1.85% 3,162.87	Aaa/AA+ AA+	1.48 1.41
3130ALEM2	FEDERAL HOME LOAN BANKS 0.79 02/25/2026	400,000.00	05/12/2022 2.93%	369,200.00 387,938.15	95.11 4.24%	380,423.67 52.67	0.97% (7,514.48)	Aaa/AA+ AA+	1.49 1.44
3133EPCF0	FEDERAL FARM CREDIT BANKS FUNDING CORP 4.5 03/02/2026	750,000.00	03/23/2023 3.97%	760,837.50 755,519.66	100.54 4.13%	754,013.36 16,781.25	1.91% (1,506.30)	Aaa/AA+ AA+	1.50 1.43
3130AXU63	FEDERAL HOME LOAN BANKS 4.625 11/17/2026	475,000.00	12/18/2023 4.23%	480,111.00 478,876.48	101.36 3.97%	481,457.56 6,346.53	1.22% 2,581.08	Aaa/AA+ AA+	2.21 2.06

HOLDINGS REPORT



Beaumont-Cherry Valley Water District | [REDACTED] | As of August 31, 2024

Cusip	Security Description	Par Value/ Units	Purchase Date Purchase Yield	Cost Value Book Value	Mkt Price Mkt YTM	Market Value Accrued Int.	% of Port. Gain/Loss	Moody's/ S&P/ Fitch	Maturity Duration
3133EPK79	FEDERAL FARM CREDIT BANKS FUNDING CORP 4.375 12/07/2026	475,000.00	12/18/2023 4.22%	476,961.75 476,496.65	100.89 3.96%	479,212.98 4,848.96	1.22% 2,716.34	Aaa/AA+ AA+	2.27 2.12
3130A9YY1	FEDERAL HOME LOAN BANKS 2.125 12/11/2026	900,000.00	11/28/2023 4.60%	837,477.00 853,107.75	96.16 3.91%	865,426.99 4,250.00	2.20% 12,319.24	Aaa/AA+ AA+	2.28 2.18
3133EP6K6	FEDERAL FARM CREDIT BANKS FUNDING CORP 4.5 03/26/2027	750,000.00	03/25/2024 4.45%	751,087.50 750,929.59	101.38 3.93%	760,382.27 14,531.25	1.93% 9,452.68	Aaa/AA+ AA+	2.57 2.36
3130B0TY5	FEDERAL HOME LOAN BANKS 4.75 04/09/2027	465,000.00	04/10/2024 4.85%	463,772.40 463,933.01	102.23 3.84%	475,359.42 8,589.58	1.21% 11,426.41	Aaa/AA+ AA+	2.61 2.39
3133EPBM6	FEDERAL FARM CREDIT BANKS FUNDING CORP 4.125 08/23/2027	750,000.00	02/21/2023 4.26%	745,935.00 747,311.46	100.76 3.85%	755,694.61 687.50	1.92% 8,383.15	Aaa/AA+ AA+	2.98 2.77
3133EPGW9	FEDERAL FARM CREDIT BANKS FUNDING CORP 3.875 04/25/2028	800,000.00	04/24/2023 3.76%	804,016.00 802,927.92	100.29 3.79%	802,333.78 10,850.00	2.04% (594.15)	Aaa/AA+ AA+	3.65 3.33
3133EPUN3	FEDERAL FARM CREDIT BANKS FUNDING CORP 4.5 08/28/2028	325,000.00	08/28/2023 4.47%	325,289.25 325,230.80	102.47 3.83%	333,027.69 121.88	0.85% 7,796.89	Aaa/AA+ AA+	3.99 3.63
3130AWTR1	FEDERAL HOME LOAN BANKS 4.375 09/08/2028	750,000.00	09/12/2023 4.49%	746,200.50 746,937.03	102.13 3.80%	765,940.19 15,768.23	1.94% 19,003.16	Aaa/AA+ AA+	4.02 3.58
Total Agency		8,815,000.00	4.19%	8,681,048.10 8,746,576.45	99.97 4.01%	8,808,076.70 86,422.28	22.36% 61,500.26	Aaa/AA+ AA+	2.39 2.21

AGENCY CMBS									
3137BEVH4	FHMS K-040 A2 3.241 09/25/2024	23,686.61	04/21/2022 2.90%	23,801.34 23,686.61	99.63 5.75%	23,599.27 63.97	0.06% (87.34)	Aaa/AA+ AAA	0.07 0.16
3137BFE98	FHMS K-041 A2 3.171 10/25/2024	102,042.59	04/21/2022 2.93%	102,369.44 102,053.62	99.53 5.00%	101,566.45 269.65	0.26% (487.16)	Aaa/AA+ AAA	0.15 0.14
3137BFXT3	FHMS K-042 A2 2.67 12/25/2024	419,636.01	06/22/2022 3.47%	411,308.86 418,782.67	99.24 5.69%	416,449.97 933.69	1.06% (2,332.70)	Aaa/AA+ AA+	0.32 0.19
3137BHCY1	FHMS K-044 A2 2.811 01/25/2025	359,199.62	06/16/2022 3.71%	350,949.24 358,110.28	99.03 5.29%	355,731.15 841.43	0.90% (2,379.13)	Aaa/AA+ AAA	0.40 0.32
3137F4WZ1	FHMS K-731 A2 3.6 02/25/2025	302,583.71	05/03/2022 3.03%	306,035.04 303,077.37	99.19 5.28%	300,136.02 907.75	0.76% (2,941.35)	Aaa/AA+ AAA	0.49 0.34
3137BM7C4	FHMS K-051 A2 3.308 09/25/2025	390,095.20	05/18/2022 3.07%	392,076.15 390,699.25	98.50 4.74%	384,229.80 1,075.36	0.98% (6,469.44)	Aaa/AA+ AAA	1.07 0.92

HOLDINGS REPORT



Beaumont-Cherry Valley Water District | [REDACTED] | As of August 31, 2024

Cusip	Security Description	Par Value/ Units	Purchase Date Purchase Yield	Cost Value Book Value	Mkt Price Mkt YTM	Market Value Accrued Int.	% of Port. Gain/Loss	Moody's/ S&P/ Fitch	Maturity Duration
3137BNGT5	FHMS K-054 A2 2.745 01/25/2026	350,000.00	12/15/2022 4.28%	334,742.19 343,293.73	97.66 4.54%	341,800.76 800.63	0.87% (1,492.97)	Aaa/AA+ AAA	1.40 1.22
3137FQXJ7	FHMS K-737 A2 2.525 10/25/2026	250,000.00	12/12/2023 4.77%	235,546.88 239,241.56	96.64 4.22%	241,611.03 526.04	0.61% 2,369.47	Aaa/AA+ AAA	2.15 1.92
3137BTUM1	FHMS K-061 A2 3.347 11/25/2026	540,607.60	04/23/2024 5.17%	517,610.67 520,813.72	97.95 4.30%	529,503.47 1,507.84	1.34% 8,689.74	Aaa/AA+ AAA	2.24 2.00
3137F2LJ3	FHMS K-066 A2 3.117 06/25/2027	350,000.00	04/18/2024 5.06%	330,654.30 332,889.12	97.24 4.17%	340,324.36 909.13	0.86% 7,435.23	Aaa/AA+ AAA	2.82 2.52
3137FBBX3	FHMS K-068 A2 3.244 08/25/2027	600,000.00	10/27/2023 5.24%	559,078.13 568,218.34	97.53 4.10%	585,168.18 1,622.00	1.49% 16,949.84	Aaa/AA+ AA+	2.98 2.73
3137FETN0	FHMS K-073 A2 3.35 01/25/2028	130,000.00	07/10/2023 4.67%	123,083.59 124,845.52	97.49 4.13%	126,742.47 362.92	0.32% 1,896.96	Aaa/AA+ AAA	3.40 3.05
Total Agency CMBS		3,817,851.33	4.26%	3,687,255.83 3,725,711.77	98.15 4.67%	3,746,862.92 9,820.40	9.51% 21,151.15	Aaa/AA+ AAA	1.65 1.45
CASH									
CCYUSD	Receivable	14,465.09	-- 0.00%	14,465.09 14,465.09	1.00 0.00%	14,465.09 0.00	0.04% 0.00	Aaa/AAA AAA	0.00 0.00
Total CASH		14,465.09	0.00%	14,465.09	0.00%	0.00	0.00	Aaa/AAA AAA	0.00
CORPORATE									
693475AY1	PNC FINANCIAL SERVICES GROUP INC 2.2 11/01/2024	150,000.00	04/11/2022 2.98%	147,117.00 149,811.51	99.44 5.65%	149,163.93 1,100.00	0.38% (647.58)	A3/A- A	0.17 0.16
89236TJT3	TOYOTA MOTOR CREDIT CORP 1.45 01/13/2025	150,000.00	04/18/2022 2.99%	143,931.00 149,185.94	98.72 5.05%	148,076.94 290.00	0.38% (1,109.00)	A1/A+ A+	0.37 0.35
00440EAS6	CHUBB INA HOLDINGS LLC 3.15 03/15/2025	450,000.00	-- 3.67%	443,992.50 448,819.52	99.00 5.08%	445,477.57 6,536.25	1.13% (3,341.95)	A3/A A	0.54 0.51
69371RR73	PACCAR FINANCIAL CORP 2.85 04/07/2025	120,000.00	03/31/2022 2.86%	119,968.80 119,993.79	98.73 5.03%	118,481.29 1,368.00	0.30% (1,512.50)	A1/A+ NA	0.60 0.57
023135CE4	AMAZON.COM INC 3.0 04/13/2025	450,000.00	-- 3.21%	447,451.25 449,431.78	98.96 4.75%	445,305.67 5,175.00	1.13% (4,126.11)	A1/AA AA-	0.62 0.59
78016EZ59	ROYAL BANK OF CANADA 3.375 04/14/2025	400,000.00	-- 3.64%	397,033.20 399,379.21	98.98 5.07%	395,931.23 5,137.50	1.01% (3,447.98)	A1/A AA-	0.62 0.59
06406RBC0	BANK OF NEW YORK MELLON CORP 3.35 04/25/2025	400,000.00	-- 3.27%	400,918.40 400,176.76	98.89 5.11%	395,573.46 4,690.00	1.00% (4,603.30)	A1/A AA-	0.65 0.62

HOLDINGS REPORT



Beaumont-Cherry Valley Water District | ██████████ | As of August 31, 2024

Cusip	Security Description	Par Value/ Units	Purchase Date Purchase Yield	Cost Value Book Value	Mkt Price Mkt YTM	Market Value Accrued Int.	% of Port. Gain/Loss	Moody's/ S&P/ Fitch	Maturity Duration
808513AX3	CHARLES SCHWAB CORP 3.85 05/21/2025	450,000.00	06/22/2022 3.80%	450,561.98 450,112.84	99.24 4.93%	446,597.06 4,812.50	1.13% (3,515.79)	A2/A- A	0.72 0.69
63743HFE7	NATIONAL RURAL UTILITIES COOPERATIVE FINANCE CORP 3.45 06/15/2025	60,000.00	04/27/2022 3.46%	59,983.80 59,995.91	98.89 4.91%	59,333.67 437.00	0.15% (662.25)	A2/A- A	0.79 0.76
26442UAA2	DUKE ENERGY PROGRESS LLC 3.25 08/15/2025	400,000.00	-- 3.26%	399,859.00 399,946.90	98.77 4.59%	395,069.73 577.78	1.00% (4,877.17)	Aa3/A WR	0.96 0.92
89236TKF1	TOYOTA MOTOR CREDIT CORP 3.65 08/18/2025	180,000.00	08/15/2022 3.68%	179,838.00 179,948.12	99.11 4.60%	178,405.31 237.25	0.45% (1,542.81)	A1/A+ A+	0.96 0.93
931142EW9	WALMART INC 3.9 09/09/2025	100,000.00	09/06/2022 3.92%	99,930.00 99,976.18	99.50 4.41%	99,499.55 1,863.33	0.25% (476.63)	Aa2/AA AA	1.02 0.97
437076CR1	HOME DEPOT INC 4.0 09/15/2025	450,000.00	09/14/2022 4.11%	448,560.00 449,500.22	99.55 4.45%	447,981.31 8,300.00	1.14% (1,518.91)	A2/A A	1.04 0.98
63743HFF4	NATIONAL RURAL UTILITIES COOPERATIVE FINANCE CORP 5.45 10/30/2025	145,000.00	10/20/2022 5.50%	144,805.70 144,924.76	100.91 4.63%	146,314.38 2,656.12	0.37% 1,389.62	A2/A- A	1.16 1.09
637432NG6	NATIONAL RURAL UTILITIES COOPERATIVE FINANCE CORP 3.25 11/01/2025	60,000.00	04/14/2022 3.31%	59,880.00 59,960.43	98.34 4.73%	59,005.15 650.00	0.15% (955.28)	A1/A- A+	1.17 1.11
756109BE3	REALTY INCOME CORP 4.625 11/01/2025	400,000.00	09/20/2022 4.64%	399,764.00 399,911.50	99.83 4.77%	399,326.83 6,166.67	1.01% (584.67)	A3/A- NA	1.17 1.10
14913R3B1	CATERPILLAR FINANCIAL SERVICES CORP 4.8 01/06/2026	370,000.00	01/20/2023 4.35%	374,554.70 372,078.77	100.51 4.40%	371,892.63 2,713.33	0.94% (186.14)	A2/A A+	1.35 1.28
69371RS56	PACCAR FINANCIAL CORP 5.05 08/10/2026	350,000.00	12/18/2023 4.56%	354,242.00 353,115.49	101.40 4.28%	354,914.21 1,031.04	0.90% 1,798.72	A1/A+ NA	1.94 1.82
713448FW3	PEPSICO INC 5.125 11/10/2026	150,000.00	11/08/2023 5.13%	149,959.50 149,970.44	101.96 4.17%	152,944.18 2,370.31	0.39% 2,973.74	A1/A+ NA	2.19 1.95
17275RBQ4	CISCO SYSTEMS INC 4.8 02/26/2027	455,000.00	-- 4.82%	454,803.50 454,836.86	101.62 4.11%	462,371.85 303.33	1.17% 7,534.99	A1/AA- NA	2.49 2.25
857477CL5	STATE STREET CORP 4.993 03/18/2027	440,000.00	03/13/2024 4.99%	440,000.00 440,000.00	101.60 4.32%	447,019.59 9,947.17	1.13% 7,019.59	A1/A AA-	2.54 2.24
89115A2W1	TORONTO-DOMINION BANK 4.98 04/05/2027	415,000.00	03/26/2024 4.98%	415,000.00 415,000.00	101.36 4.41%	420,662.88 8,381.62	1.07% 5,662.88	A1/A AA-	2.59 2.36
665859AW4	NORTHERN TRUST CORP 4.0 05/10/2027	450,000.00	-- 3.99%	450,269.40 450,148.01	99.59 4.16%	448,162.22 5,550.00	1.14% (1,985.78)	A2/A+ A+	2.69 2.49

HOLDINGS REPORT



Beaumont-Cherry Valley Water District | [REDACTED] | As of August 31, 2024

Cusip	Security Description	Par Value/ Units	Purchase Date Purchase Yield	Cost Value Book Value	Mkt Price Mkt YTM	Market Value Accrued Int.	% of Port. Gain/Loss	Moody's/ S&P/ Fitch	Maturity Duration
91324PEG3	UNITEDHEALTH GROUP INC 3.7 05/15/2027	115,000.00	05/17/2022 3.69%	115,055.80 115,030.68	98.91 4.13%	113,741.06 1,252.86	0.29% (1,289.62)	A2/A+ A	2.70 2.51
09290DAH4	BLACKROCK FUNDING INC 4.6 07/26/2027	450,000.00	07/18/2024 4.57%	450,387.00 450,373.55	101.44 4.07%	456,458.88 2,012.50	1.16% 6,085.33	Aa3/AA- NA	2.90 2.61
341081GN1	FLORIDA POWER & LIGHT CO 4.4 05/15/2028	450,000.00	05/23/2023 4.59%	446,175.00 447,153.88	100.58 4.23%	452,606.43 5,830.00	1.15% 5,452.55	Aa2/A+ AA-	3.71 3.20
58933YBH7	MERCK & CO INC 4.05 05/17/2028	110,000.00	05/08/2023 4.07%	109,910.90 109,933.97	99.98 4.05%	109,979.97 1,287.00	0.28% 46.01	A1/A+ NA	3.71 3.37
61690U8E3	MORGAN STANLEY BANK NA 4.968 07/14/2028	450,000.00	07/17/2024 4.97%	450,000.00 450,000.00	101.24 4.93%	455,601.81 2,608.20	1.16% 5,601.81	Aa3/A+ AA-	3.87 2.63
713448FX1	PEPSICO INC 4.5 07/17/2029	300,000.00	07/16/2024 4.52%	299,694.00 299,701.71	102.00 4.04%	306,013.74 1,650.00	0.78% 6,312.03	A1/A+ NA	4.88 4.26
532457CQ9	ELI LILLY AND CO 4.2 08/14/2029	475,000.00	08/12/2024 4.22%	474,534.50 474,539.09	100.22 4.15%	476,046.87 942.08	1.21% 1,507.78	A1/A+ NA	4.95 4.35
Total Corporate		9,345,000.00	4.17%	9,328,180.93 9,342,957.82	100.15 4.54%	9,357,959.41 95,876.84	23.76% 15,001.60	A1/A A+	2.01 1.78
MONEY MARKET FUND									
31846V203	FIRST AMER:GVT OBLG Y	23,786.67	-- 4.89%	23,786.67 23,786.67	1.00 4.89%	23,786.67 0.00	0.06% 0.00	Aaa/ AAAm AAA	0.00 0.00
Total Money Market Fund		23,786.67	4.89%	23,786.67 23,786.67	1.00 4.89%	23,786.67 0.00	0.06% 0.00	Aaa/ AAAm AAA	0.00 0.00
SUPRANATIONAL									
45950KDD9	INTERNATIONAL FINANCE CORP 4.5 07/13/2028	340,000.00	07/06/2023 4.53%	339,622.60 339,708.53	102.57 3.78%	348,729.54 2,040.00	0.89% 9,021.01	Aaa/AAA NA	3.87 3.50
Total Supranational		340,000.00	4.53%	339,622.60 339,708.53	102.57 3.78%	348,729.54 2,040.00	0.89% 9,021.01	Aaa/AAA NA	3.87 3.50
US TREASURY									
91282CDH1	UNITED STATES TREASURY 0.75 11/15/2024	750,000.00	-- 2.91%	710,820.32 746,793.29	99.14 5.10%	743,574.22 1,666.10	1.89% (3,219.07)	Aaa/AA+ AA+	0.21 0.20

HOLDINGS REPORT



Beaumont-Cherry Valley Water District | [REDACTED] | As of August 31, 2024

Cusip	Security Description	Par Value/ Units	Purchase Date Purchase Yield	Cost Value Book Value	Mkt Price Mkt YTM	Market Value Accrued Int.	% of Port. Gain/Loss	Moody's/ S&P/ Fitch	Maturity Duration
91282CDN8	UNITED STATES TREASURY 1.0 12/15/2024	750,000.00	-- 3.12%	711,869.14 745,608.91	98.92 4.89%	741,884.77 1,598.36	1.88% (3,724.14)	Aaa/AA+ AA+	0.29 0.28
91282CDS7	UNITED STATES TREASURY 1.125 01/15/2025	775,000.00	-- 3.00%	737,794.93 769,802.56	98.65 4.90%	764,510.25 1,137.23	1.94% (5,292.31)	Aaa/AA+ AA+	0.38 0.36
91282CDZ1	UNITED STATES TREASURY 1.5 02/15/2025	750,000.00	-- 2.87%	723,125.00 745,476.74	98.50 4.91%	738,767.58 519.70	1.88% (6,709.16)	Aaa/AA+ AA+	0.46 0.44
91282CED9	UNITED STATES TREASURY 1.75 03/15/2025	750,000.00	-- 2.92%	726,035.16 745,490.66	98.48 4.68%	738,581.54 6,063.18	1.88% (6,909.12)	Aaa/AA+ AA+	0.54 0.52
91282CEHO	UNITED STATES TREASURY 2.625 04/15/2025	500,000.00	06/28/2022 3.23%	491,933.59 498,214.49	98.81 4.61%	494,035.16 4,984.63	1.25% (4,179.33)	Aaa/AA+ AA+	0.62 0.59
912828XB1	UNITED STATES TREASURY 2.125 05/15/2025	750,000.00	-- 3.08%	729,971.68 745,192.82	98.30 4.63%	737,214.84 4,720.62	1.87% (7,977.98)	Aaa/AA+ AA+	0.70 0.68
91282CEU1	UNITED STATES TREASURY 2.875 06/15/2025	670,000.00	06/28/2022 3.22%	663,457.03 668,264.48	98.71 4.57%	661,363.28 4,105.12	1.68% (6,901.20)	Aaa/AA+ AA+	0.79 0.76
91282CAB7	UNITED STATES TREASURY 0.25 07/31/2025	800,000.00	-- 3.05%	732,058.59 780,474.10	96.31 4.44%	770,468.75 173.91	1.96% (10,005.35)	Aaa/AA+ AA+	0.91 0.89
91282CFP1	UNITED STATES TREASURY 4.25 10/15/2025	600,000.00	10/18/2022 4.45%	596,554.69 598,709.58	99.94 4.30%	599,625.00 9,684.43	1.52% 915.42	Aaa/AA+ AA+	1.12 1.06
91282CFW6	UNITED STATES TREASURY 4.5 11/15/2025	750,000.00	11/09/2022 4.55%	748,945.31 749,576.58	100.29 4.25%	752,138.67 9,996.60	1.91% 2,562.09	Aaa/AA+ AA+	1.21 1.14
91282CBT7	UNITED STATES TREASURY 0.75 03/31/2026	750,000.00	-- 2.95%	690,097.65 725,367.40	94.97 4.08%	712,265.63 2,366.80	1.81% (13,101.77)	Aaa/AA+ AA+	1.58 1.53
91282CFU0	UNITED STATES TREASURY 4.125 10/31/2027	1,000,000.00	09/15/2023 4.56%	983,867.19 987,610.77	100.97 3.79%	1,009,726.56 13,899.46	2.56% 22,115.79	Aaa/AA+ AA+	3.17 2.90
91282CGT2	UNITED STATES TREASURY 3.625 03/31/2028	800,000.00	06/15/2023 3.96%	788,312.50 791,271.11	99.55 3.76%	796,437.50 12,202.19	2.02% 5,166.40	Aaa/AA+ AA+	3.58 3.27
91282CHA2	UNITED STATES TREASURY 3.5 04/30/2028	475,000.00	-- 3.77%	469,363.29 470,691.22	99.11 3.76%	470,750.98 5,601.90	1.20% 59.75	Aaa/AA+ AA+	3.67 3.36
91282CHK0	UNITED STATES TREASURY 4.0 06/30/2028	750,000.00	02/22/2024 4.37%	739,189.45 740,488.89	100.86 3.76%	756,416.02 5,135.87	1.92% 15,927.12	Aaa/AA+ AA+	3.83 3.50
91282CKD2	UNITED STATES TREASURY 4.25 02/28/2029	600,000.00	-- 4.35%	597,252.93 597,745.23	102.12 3.73%	612,703.13 70.44	1.56% 14,957.90	Aaa/AA+ AA+	4.50 4.06
91282CKP5	UNITED STATES TREASURY 4.625 04/30/2029	725,000.00	05/22/2024 4.45%	730,437.50 730,132.90	103.73 3.74%	752,074.22 11,298.57	1.91% 21,941.32	Aaa/AA+ AA+	4.66 4.11
91282CKT7	UNITED STATES TREASURY 4.5 05/31/2029	700,000.00	-- 4.11%	711,972.66 711,777.98	103.30 3.73%	723,105.47 8,004.10	1.84% 11,327.48	Aaa/AA+ AA+	4.75 4.20

HOLDINGS REPORT



Beaumont-Cherry Valley Water District | [REDACTED] | As of August 31, 2024

Cusip	Security Description	Par Value/ Units	Purchase Date Purchase Yield	Cost Value Book Value	Mkt Price Mkt YTM	Market Value Accrued Int.	% of Port. Gain/Loss	Moody's/ S&P/ Fitch	Maturity Duration
Total US Treasury		13,645,000.00	3.64%	13,283,058.61 13,548,689.73	99.54 4.29%	13,575,643.56 103,229.22	34.47% 26,953.83	Aaa/AA+ AA+	1.95 1.79
Total Portfolio		39,497,879.04	4.03%	38,827,424.46 39,232,332.51	99.66 4.36%	39,388,442.16 303,050.87	100.00% 156,109.65	Aa2/AA- AA	2.14 1.82
Total Market Value + Accrued						39,691,493.03			

INCOME EARNED

Beaumont-Cherry Valley Water District | [REDACTED] | As of August 31, 2024

Cusip	Security Description	Trade Date Settle Date Units	Book Value: Begin Book Value: Acq Book Value: Disp Book Value: End	Prior Accrued Inc. Received Ending Accrued Total Interest	Accr. Of Discount Amort. Of Premium Net Accret/Amort Income Earned	Total Income
CASH & EQUIVALENTS						
31846V203	FIRST AMER:GVT OBLG Y	23,786.67	223,548.91 669,791.72 (869,553.96) 23,786.67	0.00 2,105.27 0.00 2,105.27	0.00 0.00 0.00 2,105.27	2,105.27
CCYUSD	Receivable	14,465.09	2,105.27 0.00 0.00 14,465.09	0.00 0.00 0.00 0.00	0.00 0.00 0.00 0.00	0.00
Total Cash & Equivalents		38,251.76	225,654.18 669,791.72 (869,553.96) 38,251.76	0.00 2,105.27 0.00 2,105.27	0.00 0.00 0.00 2,105.27	2,105.27
FIXED INCOME						
00440EAS6	CHUBB INA HOLDINGS LLC 3.15 03/15/2025	450,000.00	448,631.85 0.00 0.00 448,819.52	5,355.00 0.00 6,536.25 1,181.25	187.67 0.00 187.67 1,368.92	1,368.92
023135CE4	AMAZON.COM INC 3.0 04/13/2025	450,000.00	449,353.14 0.00 0.00 449,431.78	4,050.00 0.00 5,175.00 1,125.00	95.40 (16.76) 78.64 1,203.64	1,203.64
02582JJR2	AMXCA 2021-1 A 0.9 11/15/2024	386,000.00	381,433.33 0.00 0.00 382,768.86	154.40 289.50 154.40 289.50	1,335.54 0.00 1,335.54 1,625.04	1,625.04
02582JIT8	AMXCA 2022-2 A 05/17/2027	05/17/2022 05/24/2022 235,000.00	234,980.20 0.00 0.00 234,982.34	354.07 663.88 354.07 663.88	2.14 0.00 2.14 666.02	666.02
05522RDJ4	BACCT 2024-1 A 4.93 03/15/2029	06/06/2024 06/13/2024 195,000.00	194,989.37 0.00 0.00 194,989.56	427.27 801.12 427.27 801.12	0.20 0.00 0.20 801.32	801.32

INCOME EARNED



Beaumont-Cherry Valley Water District | [REDACTED] | As of August 31, 2024

Cusip	Security Description	Trade Date Settle Date Units	Book Value: Begin Book Value: Acq Book Value: Disp Book Value: End	Prior Accrued Inc. Received Ending Accrued Total Interest	Accr. Of Discount Amort. Of Premium Net Accret/Amort Income Earned	Total Income
05531FBH5	TRUIST FINANCIAL CORP 2.5 08/01/2024	0.00	400,000.00 0.00 (400,000.00) 0.00	5,000.00 5,000.00 0.00 0.00	0.00 0.00 0.00 0.00	0.00
05593AAC3	BMWLT 2023-1 A3 5.16 11/25/2025	02/07/2023 02/15/2023 34,267.32	39,299.11 0.00 (5,032.23) 34,266.96	33.80 168.99 29.47 164.66	0.08 0.00 0.08 164.74	164.74
05611UAD5	BMWLT 2024-1 A3 4.98 03/25/2027	06/20/2024 06/21/2024 300,000.00	298,471.14 0.00 0.00 298,520.20	249.00 1,245.00 249.00 1,245.00	49.06 0.00 49.06 1,294.06	1,294.06
06406RBC0	BANK OF NEW YORK MELLON CORP 3.35 04/25/2025	400,000.00	400,203.56 0.00 0.00 400,176.76	3,573.33 0.00 4,690.00 1,116.67	0.44 (27.23) (26.80) 1,089.87	1,089.87
09290DAH4	BLACKROCK FUNDING INC 4.6 07/26/2027	07/18/2024 07/26/2024 450,000.00	450,384.82 0.00 0.00 450,373.55	287.50 0.00 2,012.50 1,725.00	0.00 (11.26) (11.26) 1,713.74	1,713.74
096919AD7	BMWOT 2024-A A3 5.18 02/26/2029	06/04/2024 06/11/2024 175,000.00	174,974.21 0.00 0.00 174,974.69	151.08 755.42 151.08 755.42	0.48 0.00 0.48 755.90	755.90
14913R3B1	CATERPILLAR FINANCIAL SERVICES CORP 4.8 01/06/2026	01/20/2023 01/24/2023 370,000.00	372,209.75 0.00 0.00 372,078.77	1,233.33 0.00 2,713.33 1,480.00	0.00 (130.98) (130.98) 1,349.02	1,349.02
161571HT4	CHAIT 2023-1 A 5.16 09/15/2028	09/07/2023 09/15/2023 410,000.00	409,906.32 0.00 0.00 409,908.25	940.27 1,763.00 940.27 1,763.00	1.93 0.00 1.93 1,764.93	1,764.93
17275RBQ4	CISCO SYSTEMS INC 4.8 02/26/2027	02/26/2024 455,000.00	454,831.36 0.00 0.00 454,836.86	9,403.33 10,920.00 303.33 1,820.00	7.54 (2.04) 5.50 1,825.50	1,825.50

INCOME EARNED



Beaumont-Cherry Valley Water District | ██████████ | As of August 31, 2024

Cusip	Security Description	Trade Date Settle Date Units	Book Value: Begin Book Value: Acq Book Value: Disp Book Value: End	Prior Accrued Inc. Received Ending Accrued Total Interest	Accr. Of Discount Amort. Of Premium Net Accret/Amort Income Earned	Total Income
26442UAA2	DUKE ENERGY PROGRESS LLC 3.25 08/15/2025	400,000.00	399,943.50 0.00 0.00 399,946.90	5,994.44 6,500.00 577.78 1,083.33	8.42 (5.02) 3.40 1,086.74	1,086.74
3130A9YY1	FEDERAL HOME LOAN BANKS 2.125 12/11/2026	11/28/2023 11/29/2023 900,000.00	851,358.46 0.00 0.00 853,107.75	2,656.25 0.00 4,250.00 1,593.75	1,749.29 0.00 1,749.29 3,343.04	3,343.04
3130ALEM2	FEDERAL HOME LOAN BANKS 0.79 02/25/2026	05/12/2022 05/13/2022 400,000.00	387,248.27 0.00 0.00 387,938.15	1,369.33 1,580.00 52.67 263.33	689.88 0.00 689.88 953.22	953.22
3130AQMR1	FEDERAL HOME LOAN BANKS 1.25 01/27/2025	04/18/2022 04/19/2022 150,000.00	148,948.59 0.00 0.00 149,130.68	20.83 0.00 177.08 156.25	182.09 0.00 182.09 338.34	338.34
3130AWTR1	FEDERAL HOME LOAN BANKS 4.375 09/08/2028	09/12/2023 09/14/2023 750,000.00	746,872.35 0.00 0.00 746,937.03	13,033.85 0.00 15,768.23 2,734.38	64.68 0.00 64.68 2,799.06	2,799.06
3130AXU63	FEDERAL HOME LOAN BANKS 4.625 11/17/2026	12/18/2023 12/19/2023 475,000.00	479,025.39 0.00 0.00 478,876.48	4,515.80 0.00 6,346.53 1,830.73	0.00 (148.91) (148.91) 1,681.82	1,681.82
3130B0TY5	FEDERAL HOME LOAN BANKS 4.75 04/09/2027	04/10/2024 04/11/2024 465,000.00	463,898.19 0.00 0.00 463,933.01	6,748.96 0.00 8,589.58 1,840.63	34.82 0.00 34.82 1,875.44	1,875.44
3133EP6K6	FEDERAL FARM CREDIT BANKS FUNDING CORP 4.5 03/26/2027	03/25/2024 03/26/2024 750,000.00	750,960.38 0.00 0.00 750,929.59	11,718.75 0.00 14,531.25 2,812.50	0.00 (30.79) (30.79) 2,781.71	2,781.71
3133EPBJ3	FEDERAL FARM CREDIT BANKS FUNDING CORP 4.375 02/23/2026	02/21/2023 02/23/2023 725,000.00	723,659.11 0.00 0.00 723,731.91	13,921.01 15,859.38 704.86 2,643.23	72.80 0.00 72.80 2,716.03	2,716.03

INCOME EARNED



Beaumont-Cherry Valley Water District | [REDACTED] | As of August 31, 2024

Cusip	Security Description	Trade Date Settle Date Units	Book Value: Begin Book Value: Acq Book Value: Disp Book Value: End	Prior Accrued Inc. Received Ending Accrued Total Interest	Accr. Of Discount Amort. Of Premium Net Accret/Amort Income Earned	Total Income
3133EPBM6	FEDERAL FARM CREDIT BANKS FUNDING CORP 4.125 08/23/2027	02/21/2023 02/23/2023 750,000.00	747,234.71	13,578.13	76.74	2,654.87
			0.00	15,468.75	0.00	
			0.00	687.50	76.74	
			747,311.46	2,578.13	2,654.87	
3133EPCFO	FEDERAL FARM CREDIT BANKS FUNDING CORP 4.5 03/02/2026	03/23/2023 03/24/2023 750,000.00	755,832.47	13,968.75	0.00	2,499.69
			0.00	0.00	(312.81)	
			0.00	16,781.25	(312.81)	
			755,519.66	2,812.50	2,499.69	
3133EPGW9	FEDERAL FARM CREDIT BANKS FUNDING CORP 3.875 04/25/2028	04/24/2023 04/25/2023 800,000.00	802,996.06	8,266.67	0.00	2,515.19
			0.00	0.00	(68.14)	
			0.00	10,850.00	(68.14)	
			802,927.92	2,583.33	2,515.19	
3133EPK79	FEDERAL FARM CREDIT BANKS FUNDING CORP 4.375 12/07/2026	12/18/2023 12/19/2023 475,000.00	476,552.75	3,117.19	0.00	1,675.67
			0.00	0.00	(56.10)	
			0.00	4,848.96	(56.10)	
			476,496.65	1,731.77	1,675.67	
3133EPUN3	FEDERAL FARM CREDIT BANKS FUNDING CORP 4.5 08/28/2028	08/28/2023 08/29/2023 325,000.00	325,235.71	6,215.63	0.00	1,213.84
			0.00	7,312.50	(4.91)	
			0.00	121.88	(4.91)	
			325,230.80	1,218.75	1,213.84	
3133EPW68	FEDERAL FARM CREDIT BANKS FUNDING CORP 4.125 01/22/2026	01/24/2024 01/25/2024 600,000.00	597,734.42	618.75	130.30	2,192.80
			0.00	0.00	0.00	
			0.00	2,681.25	130.30	
			597,864.73	2,062.50	2,192.80	
3135G05X7	FEDERAL NATIONAL MORTGAGE ASSOCIATION 0.375 08/25/2025	06/22/2022 06/23/2022 500,000.00	485,483.82	812.50	1,156.82	1,313.07
			0.00	937.50	0.00	
			0.00	31.25	1,156.82	
			486,640.64	156.25	1,313.07	
3137BEVH4	FHMS K-040 A2 3.241 09/25/2024	04/21/2022 04/26/2022 23,686.61	80,837.03	218.29	0.00	49.69
			0.00	218.29	(14.29)	
			(57,136.14)	63.97	(14.29)	
			23,686.61	63.97	49.69	
3137BFE98	FHMS K-041 A2 3.171 10/25/2024	04/21/2022 04/26/2022 102,042.59	139,714.05	369.11	0.00	249.97
			0.00	369.11	(19.67)	
			(37,640.77)	269.65	(19.67)	
			102,053.62	269.64	249.97	

INCOME EARNED



Beaumont-Cherry Valley Water District | [REDACTED] | As of August 31, 2024

Cusip	Security Description	Trade Date Settle Date Units	Book Value: Begin Book Value: Acq Book Value: Disp Book Value: End	Prior Accrued Inc. Received Ending Accrued Total Interest	Accr. Of Discount Amort. Of Premium Net Accret/Amort Income Earned	Total Income
3137BFXT3	FHMS K-042 A2 2.67 12/25/2024	06/22/2022 06/27/2022 419,636.01	419,278.59 0.00 (788.77) 418,782.67	935.45 935.45 933.69 933.70	292.85 0.00 292.85 1,226.55	1,226.55
3137BHCY1	FHMS K-044 A2 2.811 01/25/2025	06/16/2022 06/22/2022 359,199.62	358,524.58 0.00 (693.73) 358,110.28	843.05 843.05 841.43 841.42	279.44 0.00 279.44 1,120.86	1,120.86
3137BM7C4	FHMS K-051 A2 3.308 09/25/2025	05/18/2022 05/23/2022 390,095.20	400,671.99 0.00 (9,904.80) 390,699.25	1,102.67 1,102.67 1,075.36 1,075.37	0.00 (67.94) (67.94) 1,007.42	1,007.42
3137BNGT5	FHMS K-054 A2 2.745 01/25/2026	12/15/2022 12/20/2022 350,000.00	342,866.84 0.00 0.00 343,293.73	800.63 800.63 800.63 800.63	426.89 0.00 426.89 1,227.52	1,227.52
3137BTUM1	FHMS K-061 A2 3.347 11/25/2026	04/23/2024 04/26/2024 540,607.60	521,042.60 0.00 (1,044.35) 520,813.72	1,510.76 1,510.76 1,507.84 1,507.85	815.48 0.00 815.48 2,323.32	2,323.32
3137F2LJ3	FHMS K-066 A2 3.117 06/25/2027	04/18/2024 04/23/2024 350,000.00	332,360.27 0.00 0.00 332,889.12	909.13 909.13 909.13 909.13	528.85 0.00 528.85 1,437.98	1,437.98
3137F4WZ1	FHMS K-731 A2 3.6 02/25/2025	05/03/2022 05/06/2022 302,583.71	303,747.05 0.00 (568.55) 303,077.37	909.46 909.46 907.75 907.75	0.00 (101.14) (101.14) 806.62	806.62
3137FBBX3	FHMS K-068 A2 3.244 08/25/2027	10/27/2023 10/31/2023 600,000.00	567,292.37 0.00 0.00 568,218.34	1,622.00 1,622.00 1,622.00 1,622.00	925.97 0.00 925.97 2,547.97	2,547.97
3137FETNO	FHMS K-073 A2 3.35 01/25/2028	07/10/2023 07/13/2023 130,000.00	124,714.22 0.00 0.00 124,845.52	362.92 362.92 362.92 362.92	131.30 0.00 131.30 494.22	494.22

INCOME EARNED



Beaumont-Cherry Valley Water District | [REDACTED] | As of August 31, 2024

Cusip	Security Description	Trade Date Settle Date Units	Book Value: Begin Book Value: Acq Book Value: Disp Book Value: End	Prior Accrued Inc. Received Ending Accrued Total Interest	Accr. Of Discount Amort. Of Premium Net Accret/Amort Income Earned	Total Income
3137FQXJ7	FHMS K-737 A2 2.525 10/25/2026	12/12/2023 12/15/2023 250,000.00	238,802.72 0.00 0.00 239,241.56	526.04 526.04 526.04 526.04	438.83 0.00 438.83 964.87	964.87
341081GN1	FLORIDA POWER & LIGHT CO 4.4 05/15/2028	05/23/2023 05/25/2023 450,000.00	447,088.62 0.00 0.00 447,153.88	4,180.00 0.00 5,830.00 1,650.00	65.26 0.00 65.26 1,715.26	1,715.26
362585AC5	GMCAR 2022-2 A3 3.1 02/16/2027	04/05/2022 04/13/2022 25,979.19	28,023.41 0.00 (2,046.65) 25,977.02	36.20 72.40 33.56 69.76	0.25 0.00 0.25 70.01	70.01
36265WAD5	GMCAR 2022-3 A3 3.64 04/16/2027	07/06/2022 07/13/2022 46,256.07	49,773.20 0.00 (3,517.29) 46,255.93	75.49 150.98 70.16 145.65	0.02 0.00 0.02 145.66	145.66
36269WAD1	GMALT 2024-2 A3 5.39 07/20/2027	05/07/2024 05/16/2024 140,000.00	139,992.41 0.00 0.00 139,992.63	230.57 628.83 230.57 628.83	0.22 0.00 0.22 629.05	629.05
437076CR1	HOME DEPOT INC 4.0 09/15/2025	09/14/2022 09/19/2022 450,000.00	449,459.34 0.00 0.00 449,500.22	6,800.00 0.00 8,300.00 1,500.00	40.88 0.00 40.88 1,540.88	1,540.88
437918AC9	HAROT 2024-1 A3 5.21 08/15/2028	02/13/2024 02/21/2024 290,000.00	289,988.64 0.00 0.00 289,988.88	671.51 1,259.08 671.51 1,259.08	0.24 0.00 0.24 1,259.32	1,259.32
437930AC4	HONDO-242-A3 5.27 11/20/2028	05/14/2024 05/21/2024 105,000.00	104,987.80 0.00 0.00 104,988.04	199.82 461.13 199.82 461.13	0.24 0.00 0.24 461.37	461.37
43815JAC7	HAROT 2023-1 A3 5.04 04/21/2027	02/16/2023 02/24/2023 50,000.00	49,993.92 0.00 0.00 49,994.11	70.00 210.00 70.00 210.00	0.19 0.00 0.19 210.19	210.19

INCOME EARNED



Beaumont-Cherry Valley Water District | [REDACTED] | As of August 31, 2024

Cusip	Security Description	Trade Date Settle Date Units	Book Value: Begin Book Value: Acq Book Value: Disp Book Value: End	Prior Accrued Inc. Received Ending Accrued Total Interest	Accr. Of Discount Amort. Of Premium Net Accret/Amort Income Earned	Total Income
43815PAC3	HAROT 2022-2 A3 3.73 07/20/2026	08/15/2022 08/24/2022 38,132.11	41,406.39 0.00 (3,275.37) 38,131.14	55.77 128.71 51.36 124.30	0.13 0.00 0.13 124.43	124.43
448973AD9	HART 2024-A A3 4.99 02/15/2029	03/11/2024 03/20/2024 155,000.00	154,968.37 0.00 0.00 154,968.97	343.76 644.54 343.76 644.54	0.59 0.00 0.59 645.13	645.13
44934KAC8	HART 2021-B A3 0.38 01/15/2026	05/19/2022 05/23/2022 3,871.59	5,463.69 0.00 (1,666.92) 3,822.33	0.94 1.75 0.65 1.47	25.57 0.00 25.57 27.04	27.04
45950KDD9	INTERNATIONAL FINANCE CORP 4.5 07/13/2028	07/06/2023 07/13/2023 340,000.00	339,702.13 0.00 0.00 339,708.53	765.00 0.00 2,040.00 1,275.00	6.40 0.00 6.40 1,281.40	1,281.40
47786WAD2	JDOT 2024-B A3 5.2 03/15/2029	06/11/2024 06/18/2024 100,000.00	99,980.95 0.00 0.00 99,981.30	231.11 433.33 231.11 433.33	0.35 0.00 0.35 433.68	433.68
47789QAC4	JDOT 2021-B A3 0.52 03/16/2026	05/02/2022 05/03/2022 28,004.23	31,132.59 0.00 (3,774.68) 27,464.51	7.34 13.77 6.47 12.90	106.59 0.00 106.59 119.49	119.49
47800AAC4	JDOT 2022-B A3 3.74 02/16/2027	07/12/2022 07/20/2022 90,907.27	96,512.72 0.00 (5,609.92) 90,903.20	160.43 300.81 151.11 291.49	0.40 0.00 0.40 291.89	291.89
47800BAC2	JDOT 2022-C A3 5.09 06/15/2027	10/12/2022 10/19/2022 199,910.72	209,990.51 0.00 (10,089.28) 199,901.95	475.07 890.75 452.24 867.93	0.72 0.00 0.72 868.65	868.65
47800RAD5	JDOT 2024 A3 4.96 11/15/2028	03/11/2024 03/19/2024 95,000.00	94,995.10 0.00 0.00 94,995.20	209.42 392.67 209.42 392.67	0.10 0.00 0.10 392.77	392.77

INCOME EARNED



Beaumont-Cherry Valley Water District | [REDACTED] | As of August 31, 2024

Cusip	Security Description	Trade Date Settle Date Units	Book Value: Begin Book Value: Acq Book Value: Disp Book Value: End	Prior Accrued Inc. Received Ending Accrued Total Interest	Accr. Of Discount Amort. Of Premium Net Accret/Amort Income Earned	Total Income
532457CQ9	ELI LILLY AND CO 4.2 08/14/2029	08/12/2024 08/14/2024 475,000.00	0.00 474,534.50 0.00 474,539.09	0.00 0.00 942.08 942.08	4.59 0.00 4.59 946.67	946.67
58770AAC7	MBART 2023-1 A3 4.51 11/15/2027	01/18/2023 01/25/2023 125,000.00	124,989.74 0.00 0.00 124,990.00	250.56 469.79 250.56 469.79	0.27 0.00 0.27 470.06	470.06
58933YBH7	MERCK & CO INC 4.05 05/17/2028	05/08/2023 05/17/2023 110,000.00	109,932.46 0.00 0.00 109,933.97	915.75 0.00 1,287.00 371.25	1.51 0.00 1.51 372.76	372.76
61690U8E3	MORGAN STANLEY BANK NA 4.968 07/14/2028	07/17/2024 07/19/2024 450,000.00	450,000.00 0.00 0.00 450,000.00	745.20 0.00 2,608.20 1,863.00	0.00 0.00 0.00 1,863.00	1,863.00
637432NG6	NATIONAL RURAL UTILITIES COOPERATIVE FINANCE CORP 3.25 11/01/2025	04/14/2022 04/19/2022 60,000.00	59,957.55 0.00 0.00 59,960.43	487.50 0.00 650.00 162.50	2.88 0.00 2.88 165.38	165.38
63743HFE7	NATIONAL RURAL UTILITIES COOPERATIVE FINANCE CORP 3.45 06/15/2025	04/27/2022 05/04/2022 60,000.00	59,995.47 0.00 0.00 59,995.91	264.50 0.00 437.00 172.50	0.44 0.00 0.44 172.94	172.94
63743HFF4	NATIONAL RURAL UTILITIES COOPERATIVE FINANCE CORP 5.45 10/30/2025	10/20/2022 10/31/2022 145,000.00	144,919.26 0.00 0.00 144,924.76	1,997.58 0.00 2,656.12 658.54	5.50 0.00 5.50 664.04	664.04
665859AW4	NORTHERN TRUST CORP 4.0 05/10/2027	450,000.00	450,152.94 0.00 0.00 450,148.01	4,050.00 0.00 5,550.00 1,500.00	3.58 (8.51) (4.94) 1,495.06	1,495.06
693475AY1	PNC FINANCIAL SERVICES GROUP INC 2.2 11/01/2024	04/11/2022 04/13/2022 150,000.00	149,715.72 0.00 0.00 149,811.51	825.00 0.00 1,100.00 275.00	95.79 0.00 95.79 370.79	370.79

INCOME EARNED



Beaumont-Cherry Valley Water District | [REDACTED] | As of August 31, 2024

Cusip	Security Description	Trade Date Settle Date Units	Book Value: Begin Book Value: Acq Book Value: Disp Book Value: End	Prior Accrued Inc. Received Ending Accrued Total Interest	Accr. Of Discount Amort. Of Premium Net Accret/Amort Income Earned	Total Income
69371RR73	PACCAR FINANCIAL CORP 2.85 04/07/2025	03/31/2022 04/07/2022 120,000.00	119,992.91 0.00 0.00 119,993.79	1,083.00 0.00 1,368.00 285.00	0.88 0.00 0.88 285.88	285.88
69371RS56	PACCAR FINANCIAL CORP 5.05 08/10/2026	12/18/2023 12/20/2023 350,000.00	353,251.91 0.00 0.00 353,115.49	8,395.63 8,837.50 1,031.04 1,472.92	0.00 (136.41) (136.41) 1,336.50	1,336.50
713448FW3	PEPSICO INC 5.125 11/10/2026	11/08/2023 11/10/2023 150,000.00	149,969.29 0.00 0.00 149,970.44	1,729.69 0.00 2,370.31 640.63	1.15 0.00 1.15 641.77	641.77
713448FX1	PEPSICO INC 4.5 07/17/2029	07/16/2024 07/17/2024 300,000.00	299,696.51 0.00 0.00 299,701.71	525.00 0.00 1,650.00 1,125.00	5.20 0.00 5.20 1,130.20	1,130.20
756109BE3	REALTY INCOME CORP 4.625 11/01/2025	09/20/2022 09/22/2022 400,000.00	399,905.06 0.00 0.00 399,911.50	4,625.00 0.00 6,166.67 1,541.67	6.44 0.00 6.44 1,548.11	1,548.11
78016EZ59	ROYAL BANK OF CANADA 3.375 04/14/2025	400,000.00	399,293.67 0.00 0.00 399,379.21	4,012.50 0.00 5,137.50 1,125.00	85.53 0.00 85.53 1,210.53	1,210.53
808513AX3	CHARLES SCHWAB CORP 3.85 05/21/2025	06/22/2022 06/24/2022 450,000.00	450,130.25 0.00 0.00 450,112.84	3,368.75 0.00 4,812.50 1,443.75	0.00 (17.40) (17.40) 1,426.35	1,426.35
857477CL5	STATE STREET CORP 4.993 03/18/2027	03/13/2024 03/18/2024 440,000.00	440,000.00 0.00 0.00 440,000.00	8,116.40 0.00 9,947.17 1,830.77	0.00 0.00 0.00 1,830.77	1,830.77
89115A2W1	TORONTO-DOMINION BANK 4.98 04/05/2027	03/26/2024 04/05/2024 415,000.00	415,000.00 0.00 0.00 415,000.00	6,659.37 0.00 8,381.62 1,722.25	0.00 0.00 0.00 1,722.25	1,722.25

INCOME EARNED



Beaumont-Cherry Valley Water District | [REDACTED] | As of August 31, 2024

Cusip	Security Description	Trade Date Settle Date Units	Book Value: Begin Book Value: Acq Book Value: Disp Book Value: End	Prior Accrued Inc. Received Ending Accrued Total Interest	Accr. Of Discount Amort. Of Premium Net Accret/Amort Income Earned	Total Income
89231CAD9	TAOT 2022-C A3 3.76 04/15/2027	08/08/2022 08/16/2022 130,201.91	138,520.34 0.00 (8,331.37) 130,190.13	231.50 434.07 217.58 420.15	1.16 0.00 1.16 421.31	421.31
89236TJT3	TOYOTA MOTOR CREDIT CORP 1.45 01/13/2025	04/18/2022 04/20/2022 150,000.00	148,997.61 0.00 0.00 149,185.94	108.75 0.00 290.00 181.25	188.33 0.00 188.33 369.58	369.58
89236TKF1	TOYOTA MOTOR CREDIT CORP 3.65 08/18/2025	08/15/2022 08/18/2022 180,000.00	179,943.54 0.00 0.00 179,948.12	2,974.75 3,285.00 237.25 547.50	4.58 0.00 4.58 552.08	552.08
89238FAD5	TAOT 2022-B A3 2.93 09/15/2026	124,723.95	135,346.12 0.00 (11,059.03) 124,338.72	176.82 331.53 162.42 317.13	51.63 0.00 51.63 368.76	368.76
89238JAC9	TAOT 2021-D A3 0.71 04/15/2026	12/14/2022 12/16/2022 13,521.58	14,914.46 0.00 (1,847.48) 13,141.56	4.85 9.09 4.27 8.51	74.58 0.00 74.58 83.09	83.09
912828XB1	UNITED STATES TREASURY 2.125 05/15/2025	750,000.00	744,610.70 0.00 0.00 745,192.82	3,378.06 0.00 4,720.62 1,342.56	582.12 0.00 582.12 1,924.68	1,924.68
91282CAB7	UNITED STATES TREASURY 0.25 07/31/2025	800,000.00	778,656.37 0.00 0.00 780,474.10	5.43 0.00 173.91 168.48	1,817.73 0.00 1,817.73 1,986.20	1,986.20
91282CBT7	UNITED STATES TREASURY 0.75 03/31/2026	750,000.00	724,041.68 0.00 0.00 725,367.40	1,890.37 0.00 2,366.80 476.43	1,325.71 0.00 1,325.71 1,802.15	1,802.15
91282CDH1	UNITED STATES TREASURY 0.75 11/15/2024	750,000.00	745,467.85 0.00 0.00 746,793.29	1,192.26 0.00 1,666.10 473.84	1,325.44 0.00 1,325.44 1,799.29	1,799.29

INCOME EARNED



Beaumont-Cherry Valley Water District | [REDACTED] | As of August 31, 2024

Cusip	Security Description	Trade Date Settle Date Units	Book Value: Begin Book Value: Acq Book Value: Disp Book Value: End	Prior Accrued Inc. Received Ending Accrued Total Interest	Accr. Of Discount Amort. Of Premium Net Accret/Amort Income Earned	Total Income
91282CDN8	UNITED STATES TREASURY 1.0 12/15/2024	750,000.00	744,312.49 0.00 0.00 745,608.91	963.11 0.00 1,598.36 635.25	1,296.42 0.00 1,296.42 1,931.66	1,931.66
91282CDS7	UNITED STATES TREASURY 1.125 01/15/2025	775,000.00	768,617.85 0.00 0.00 769,802.56	402.77 0.00 1,137.23 734.46	1,184.71 0.00 1,184.71 1,919.17	1,919.17
91282CDZ1	UNITED STATES TREASURY 1.5 02/15/2025	750,000.00	744,637.09 0.00 0.00 745,476.74	5,192.31 5,625.00 519.70 952.39	839.65 0.00 839.65 1,792.04	1,792.04
91282CED9	UNITED STATES TREASURY 1.75 03/15/2025	750,000.00	744,773.79 0.00 0.00 745,490.66	4,957.54 0.00 6,063.18 1,105.64	716.87 0.00 716.87 1,822.51	1,822.51
91282CEH0	UNITED STATES TREASURY 2.625 04/15/2025	06/28/2022 06/29/2022 500,000.00	497,969.57 0.00 0.00 498,214.49	3,872.95 0.00 4,984.63 1,111.68	244.92 0.00 244.92 1,356.60	1,356.60
91282CEU1	UNITED STATES TREASURY 2.875 06/15/2025	06/28/2022 06/29/2022 670,000.00	668,077.02 0.00 0.00 668,264.48	2,473.60 0.00 4,105.12 1,631.52	187.46 0.00 187.46 1,818.98	1,818.98
91282CFP1	UNITED STATES TREASURY 4.25 10/15/2025	10/18/2022 10/19/2022 600,000.00	598,611.78 0.00 0.00 598,709.58	7,524.59 0.00 9,684.43 2,159.84	97.81 0.00 97.81 2,257.64	2,257.64
91282CFU0	UNITED STATES TREASURY 4.125 10/31/2027	09/15/2023 09/18/2023 1,000,000.00	987,278.25 0.00 0.00 987,610.77	10,424.59 0.00 13,899.46 3,474.86	332.52 0.00 332.52 3,807.39	3,807.39
91282CFW6	UNITED STATES TREASURY 4.5 11/15/2025	11/09/2022 11/15/2022 750,000.00	749,546.75 0.00 0.00 749,576.58	7,153.53 0.00 9,996.60 2,843.07	29.83 0.00 29.83 2,872.90	2,872.90

INCOME EARNED



Beaumont-Cherry Valley Water District | [REDACTED] | As of August 31, 2024

Cusip	Security Description	Trade Date Settle Date Units	Book Value: Begin Book Value: Acq Book Value: Disp Book Value: End	Prior Accrued Inc. Received Ending Accrued Total Interest	Accr. Of Discount Amort. Of Premium Net Accret/Amort Income Earned	Total Income
91282CGT2	UNITED STATES TREASURY 3.625 03/31/2028	06/15/2023 06/16/2023 800,000.00	791,064.07 0.00 0.00 791,271.11	9,745.90 0.00 12,202.19 2,456.28	207.04 0.00 207.04 2,663.32	2,663.32
91282CHA2	UNITED STATES TREASURY 3.5 04/30/2028	475,000.00	470,591.32 0.00 0.00 470,691.22	4,201.43 0.00 5,601.90 1,400.48	99.90 0.00 99.90 1,500.38	1,500.38
91282CHK0	UNITED STATES TREASURY 4.0 06/30/2028	02/22/2024 02/23/2024 750,000.00	740,277.99 0.00 0.00 740,488.89	2,608.70 0.00 5,135.87 2,527.17	210.90 0.00 210.90 2,738.08	2,738.08
91282CKD2	UNITED STATES TREASURY 4.25 02/28/2029	600,000.00	418,605.20 179,026.37 0.00 597,745.23	7,558.76 (3,698.54) 70.44 (11,186.86)	118.56 (4.90) 113.66 (11,073.20)	(11,073.20)
91282CKP5	UNITED STATES TREASURY 4.625 04/30/2029	05/22/2024 05/23/2024 725,000.00	730,226.39 0.00 0.00 730,132.90	8,473.93 0.00 11,298.57 2,824.64	0.00 (93.49) (93.49) 2,731.15	2,731.15
91282CKT7	UNITED STATES TREASURY 4.5 05/31/2029	700,000.00	504,839.89 207,031.25 0.00 711,777.98	3,811.48 (2,237.70) 8,004.10 1,954.92	0.00 (93.16) (93.16) 1,861.76	1,861.76
91324PEG3	UNITEDHEALTH GROUP INC 3.7 05/15/2027	05/17/2022 05/20/2022 115,000.00	115,031.68 0.00 0.00 115,030.68	898.28 0.00 1,252.86 354.58	0.20 (1.20) (1.00) 353.58	353.58
931142EW9	WALMART INC 3.9 09/09/2025	09/06/2022 09/09/2022 100,000.00	99,974.20 0.00 0.00 99,976.18	1,538.33 0.00 1,863.33 325.00	1.98 0.00 1.98 326.98	326.98
			38,877,801.19	302,207.14	21,087.86	
			860,592.12	98,019.04	(1,373.08)	
			(564,027.34)	303,050.87	19,714.78	
Total Fixed Income		39,459,627.28	39,194,080.75	98,862.77	118,577.55	118,577.55

INCOME EARNED



Beaumont-Cherry Valley Water District | [REDACTED] | As of August 31, 2024

Cusip	Security Description	Trade Date Settle Date Units	Book Value: Begin Book Value: Acq Book Value: Disp Book Value: End	Prior Accrued Inc. Received Ending Accrued Total Interest	Accr. Of Discount Amort. Of Premium Net Accret/Amort Income Earned	Total Income
			39,103,455.37	302,207.14	21,087.86	
			1,530,383.84	100,124.31	(1,373.08)	
			(1,433,581.30)	303,050.87	19,714.78	
TOTAL PORTFOLIO		39,497,879.04	39,232,332.51	100,968.04	120,682.82	120,682.82

Accounts Payable

Checks by Date - Detail by Check Date

User: wclayton
 Printed: 9/30/2024 11:51 AM

Beaumont-Cherry Valley Water District

560 Magnolia Avenue
 Beaumont California 92223
 (951) 845-9581
<https://bcvwd.gov>



Check No	Vendor No Invoice No	Vendor Name Description	Check Date Reference	Check Amount
ACH	10138 HW201 Aug 2024	ARCO Business Solutions ARCO Fuel Charges 08/20-08/26/2024	08/27/2024	2,142.42
Total for this ACH Check for Vendor 10138:				2,142.42
ACH	11195 08272024	Taxation & Revenue New Mexico New Mexico Unemployment Insurance	08/27/2024	50.00
Total for this ACH Check for Vendor 11195:				50.00
Total for 8/27/2024:				2,192.42
ACH	10085	CalPERS Retirement System	08/29/2024	
	1002720229	PR Batch 00004.08.2024 CalPERS 7% EE Deduction		1,192.63
	1002720229	PR Batch 00002.08.2024 Retro 202		27.44
	1002720229	PR Batch 00004.08.2024 CalPERS 8% ER Paid		1,155.01
	1002720229	PR Batch 00001.08.2024 Retro 168		133.79
	1002720229	PR Batch 00004.08.2024 CalPERS 8.25% EE PEPRA		7,945.82
	1002720229	PR Batch 00004.08.2024 CalPERS ER Paid Classic		10,389.89
	1002720229	PR Batch 00004.08.2024 CalPERS ER PEPRA		8,311.83
	1002720229	PR Batch 00004.08.2024 CalPERS 8% EE Paid		2,199.29
	1002720229	PR Batch 00004.08.2024 CalPERS 1% ER Paid		170.37
Total for this ACH Check for Vendor 10085:				31,526.07
ACH	10087	EDD	08/29/2024	
	0-275-865-744	PR Batch 00004.08.2024 CA SDI		2,024.36
	0-275-865-744	PR Batch 00004.08.2024 State Income Tax		8,312.96
Total for this ACH Check for Vendor 10087:				10,337.32
ACH	10094	U.S. Treasury	08/29/2024	
	270464241251398	PR Batch 00004.08.2024 Federal Income Tax		21,522.17
	270464241251398	PR Batch 00004.08.2024 Medicare Employer Portion		2,748.00
	270464241251398	PR Batch 00004.08.2024 FICA Employee Portion		11,121.43
	270464241251398	PR Batch 00004.08.2024 FICA Employer Portion		11,121.43
	270464241251398	PR Batch 00004.08.2024 Medicare Employee Portion		2,748.00
Total for this ACH Check for Vendor 10094:				49,261.03
ACH	10141	Ca State Disbursement Unit	08/29/2024	
	49435967	PR Batch 00004.08.2024 Garnishment		379.84
Total for this ACH Check for Vendor 10141:				379.84
ACH	10203	Voya Financial	08/29/2024	
	VB1450PP18 2024	PR Batch 00004.08.2024 Deferred Comp		450.00
Total for this ACH Check for Vendor 10203:				450.00
ACH	10264	CalPERS Supplemental Income Plans	08/29/2024	
	1002720257	PR Batch 00004.08.2024 CalPERS 457		2,331.50
	1002720257	PR Batch 00004.08.2024 CalPERS 457 %		37.61
	1002720257	PR Batch 00004.08.2024 457 Loan Repayment		89.65
	1002720257	PR Batch 00004.08.2024 100% Contribution		547.45
	1002720257	PR Batch 00004.08.2024 ROTH-Post-Tax		275.00
Total for this ACH Check for Vendor 10264:				3,281.21

Check No	Vendor No Invoice No	Vendor Name Description	Check Date Reference	Check Amount
ACH	10984 1724784479345	MidAmerica Administrative & Retirement Solutions PR Batch 00004.08.2024 401(a) Deferred Comp	08/29/2024	1,176.28
Total for this ACH Check for Vendor 10984:				1,176.28
Total for 8/29/2024:				96,411.75
ACH	10030 700359906319Aug 700359906319Aug 700359906319Aug	Southern California Edison Electricity 07/24-08/21/2024 - 13695 Oak Glen Rd Electricity 07/24-08/21/2024 - 12303 Oak Glen Rd Electricity 07/24-08/21/2024 - 13697 Oak Glen Rd	09/05/2024	311.43 10.03 498.25
Total for this ACH Check for Vendor 10030:				819.71
ACH	10042 07132135000Aug	Southern California Gas Company Monthly Gas Charges 07/24-08/23/2024	09/05/2024	14.79
Total for this ACH Check for Vendor 10042:				14.79
ACH	10052 5522189 5522189 5522192 6022616 6522100 8022279	Home Depot Credit Services Tool - Unit 17 Materials - 12th & Palm Refurbishment Materials - 12th & Palm Refurbishment Materials - 12th & Palm Refurbishment Materials - 12th & Palm Refurbishment Materials - 12th & Palm Refurbishment	09/05/2024	24.94 57.34 129.30 292.22 58.12 438.74
Total for this ACH Check for Vendor 10052:				1,000.66
ACH	10138 HW201 Aug 2024	ARCO Business Solutions ARCO Fuel Charges 08/27-09/02/2024	09/05/2024	2,411.34
Total for this ACH Check for Vendor 10138:				2,411.34
ACH	10350 219209 219645 219780 219794 220047	NAPA Auto Parts Tire Air Chuck Battery - Unit 35 Blue Def - Tractors Battery - Trucks Core Deposit	09/05/2024	26.39 293.99 53.82 313.39 -19.40
Total for this ACH Check for Vendor 10350:				668.19
ACH	10390 V451220 V451220 V451220	Dangelo Company 2 - Copper Wire Solid Black 14 Gauge 500 Ft. 2 - Clear Polywrap 3-8 DIP 8 Mil Perforated 20x340 Ft. 25 - Direct Bury Splice Kit 3M DBR/Y-6 (KIT) 18-10 AWG	09/05/2024	191.43 413.57 77.31
Total for this ACH Check for Vendor 10390:				682.31
ACH	10709 U277214 U838793 V131851 V177247 V177247 V177247 V292292 V384562 V384562 V384562 V384562 V384562 V426740	Core & Main LP 25 - Meter Box Plastic Body Green #1015 5 - Angle Meter Stop Ball Type FIPxFLG 99 - Curb Stop Lock Wing FIPxPIP (Lock-On) Fireside 2 - Meter Box Cover 11 - Outer Cover Piece Concrete Meter Box 6 - Concrete Read Lid 1 - Hydrant J-3765 6 Hole 4 X 2-1/2 X2-1/2 5 - Gasket Drop In 1/8 Thick 10' 10 - Gasket Drop In 1/8 Thick 12' 9 - Gasket Drop In FLG 12 15 - Gasket Drop In FLG 10 2- 08 FLG 45 Elbow 22 - Gasket Drop In 1/8 Thick 10'	09/05/2024	981.61 2,623.72 15,590.18 148.69 208.96 44.22 6,884.25 14.98 161.30 72.63 88.25 1,032.87 59.92
Total for this ACH Check for Vendor 10709:				27,911.58

Check No	Vendor No Invoice No	Vendor Name Description	Check Date Reference	Check Amount
ACH	11202	Orange County Winwater Works	09/05/2024	
	162718.02	3 - DI FLG X PE Spool Domestic 12x36		4,895.62
	164419.02	300 - Red Nipple Brass 1 X 06		4,008.30
	164419.02	500 - Red Nipple Brass 1 X Close		2,106.51
Total for this ACH Check for Vendor 11202:				11,010.43
15487	UB*05609	Wilberto Flores	09/05/2024	
		Refund Check		18.69
		Refund Check		32.03
		Refund Check		2.85
		Refund Check		36.85
		Refund Check		77.54
Total for Check Number 15487:				167.96
15488	UB*05608	Diana Hardcastle	09/05/2024	
		Refund Check		79.55
Total for Check Number 15488:				79.55
15489	UB*05610	Henkels & Mccoy West LLC	09/05/2024	
		Refund Check		582.44
		Refund Check		216.92
		Refund Check		126.53
		Refund Check		469.98
Total for Check Number 15489:				1,395.87
15490	10001	Action True Value Hardware	09/05/2024	
	08262024	Transmission & Distribution Small Tools Supplies		19.40
	08262024	Meter Maint & Service Supplies		65.78
	08262024	Maint & Repair - Pumping Equip Supplies		5.09
Total for Check Number 15490:				90.27
15491	10003	All Purpose Rental	09/05/2024	
	59369	Trench Rental - Service Repair		144.00
Total for Check Number 15491:				144.00
15492	10144	Also Inc	09/05/2024	
	LYUM1828499	Cleaning Mats/Air Fresheners 560 Magnolia Aug 2024		48.45
Total for Check Number 15492:				48.45
15493	10420	Amazon Capital Services, Inc.	09/05/2024	
	1C99-VLJL-3KW3	Telescoping Grade Rod		196.60
	1TT4-WTYQ-7FGV	Chlorine Test Kit		137.38
Total for Check Number 15493:				333.98
15494	10867	Arcosa Crushed Concrete	09/05/2024	
	ACCL1046172	Haul Away Used Asphalt - 4th St & Elm Ave		165.00
	ACCL1046362	Haul Away Used Asphalt - 4th St & Elm Ave		55.00
	ACCL1046562	Haul Away Used Asphalt - 4th St & Elm Ave		55.00
Total for Check Number 15494:				275.00
15495	10272	Babcock Laboratories Inc	09/05/2024	
	09032024	24 Copper/Lead Only		951.36
	09032024	4 Coliform Water Samples		208.12
	09032024	4 Nitrate Samples		79.24
	09032024	47 Coliform Water Samples		2,445.41
	09032024	15 General Physical Analysis Samples		594.60
	09032024	6 Copper/Lead Only		237.84
Total for Check Number 15495:				4,516.57

Check No	Vendor No Invoice No	Vendor Name Description	Check Date Reference	Check Amount
15496	10271	Beaumont Ace Home Center	09/05/2024	
	08282024	NCRF/Canyon Pond Maintenance Supplies		38.64
	08282024	Maint & Repair - Pumping Equip Supplies		67.63
	08282024	Materials - 4th/Elm Pipeline Installation		23.68
	08282024	Transmission & Distribution Small Tools Supplies		323.25
	08282024	Meter Maint & Service Supplies		452.89
	08282024	Materials - 12th & Palm Refurbishment		87.89
	08282024	Production Small Tools Supplies		32.83
Total for Check Number 15496:				1,026.81
15497	10929	Brent Billingsley (ICS)	09/05/2024	
	1403	(96) 60lb Buckets of Accu-Tab Chlorine Tablets		18,950.40
Total for Check Number 15497:				18,950.40
15498	10822	Canon Financial Services, Inc	09/05/2024	
	34510936	Contract Charge - 08/01-08/31/2024 - 12th/Palm		235.78
	34511838	Contract Charge - 08/01-08/31/2024 - 851 E 6th St		238.56
	34511838	Meter Usage - 07/01-07/31/2024		161.63
Total for Check Number 15498:				635.97
15499	10016	City of Beaumont	09/05/2024	
	EP2024-0152	EP0152 - 545 Euclid Ave		500.96
Total for Check Number 15499:				500.96
15500	11228	D I Ready Cleaning Service, Inc	09/05/2024	
	162	Sep 2024 Janitorial Services for 851 E 6th St		290.00
	162	Sep 2024 Janitorial Services for 560 Magnolia		1,030.00
Total for Check Number 15500:				1,320.00
15501	11172	Daniels Tire Service, Inc	09/05/2024	
	200514227	Labor - Replace CAT Loader Tires		584.50
	200514227	Replace CAT Loader Tires		2,247.44
Total for Check Number 15501:				2,831.94
15502	10942	Diamond Environmental Services LP	09/05/2024	
	0005599179	Basin Handwash Station Rental - 39500 Brookside 08/19-09/15/2024		151.69
	0005605734	(1) Rental and Service Portable Restroom - 08/26-09/22/2024		95.33
	0005605735	(2) Rental and Service Handicap Portable Restroom 08/26-09/22/24		341.55
Total for Check Number 15502:				588.57
15504	11199	iFlow Inc	09/05/2024	
	103356	3" Hydrant Meter with Backflow		9,904.33
Total for Check Number 15504:				9,904.33
15505	10809	Inner-City Auto Repair & Tires	09/05/2024	
	6106	A/C Compressor Service - Unit 10/OD 140,346		954.82
	6106	Labor - A/C Compressor Service - Unit 10/OD 140,346		825.00
Total for Check Number 15505:				1,779.82
15506	10056	RDO Equipment Co. Trust# 80-5800	09/05/2024	
	P7745835	Parts - John Deere Disc Tractor		263.06
Total for Check Number 15506:				263.06
15507	11251	Reyes Transport, LLC	09/05/2024	
	1535	Class II Base - 4th & Elm Ave Refurbishment		6,760.00
Total for Check Number 15507:				6,760.00

Check No	Vendor No Invoice No	Vendor Name Description	Check Date Reference	Check Amount
15508	10095 202407000339	Riverside County Dept of Waste Resources Misc. Building Waste	09/05/2024	59.70
Total for Check Number 15508:				59.70
15509	10527 64004668	Robert Half Talent Solutions Engineering Admin Temp - 08/19-08/22/2024	09/05/2024	1,592.80
Total for Check Number 15509:				1,592.80
15510	10317 514572 515949 515949	Robertson's Ready Mix Sand - 4th & Elm Ave Pipeline Project Sand for Main Line Repairs Sand for Main Line Repairs	09/05/2024	632.61 695.57 695.57
Total for Check Number 15510:				2,023.75
15511	10689 238618	Safety Compliance Company Safety Meeting - Electrical Safety - 08/07/2024	09/05/2024	250.00
Total for Check Number 15511:				250.00
15512	10290 24-00293	San Gorgonio Pass Water Agency 733 AF @ \$399 for July 2024	09/05/2024	292,467.00
Total for Check Number 15512:				292,467.00
15513	11131 1606-1 1716-8 1717-6	Sherwin-Williams Company Caulk - 12th & Palm Refurbishment Filters - Paint Respirator Paint Brushes - Various Projects	09/05/2024	43.53 20.66 13.51
Total for Check Number 15513:				77.70
15514	11127 08312024	Cenica Smith Mileage Reimbursement - C Smith Aug 2024	09/05/2024	10.18
Total for Check Number 15514:				10.18
15515	11255 40820-P13747-01	SR Bray LLC Atlas Copco Air Compressor	09/05/2024	30,368.68
Total for Check Number 15515:				30,368.68
15516	10447 OP# 23801	State Water Resources Control Board - DWOCP T3 Certificate Renewal - J Bean - OP# 23801	09/05/2024	90.00
Total for Check Number 15516:				90.00
15517	10758 156212010-0001	Sunbelt Rentals, Inc Hydraulic Excavator - Heavy Equipment Rental	09/05/2024	2,408.79
Total for Check Number 15517:				2,408.79
15518	10424 470327 470351	Top-Line Industrial Supply, LLC Hose and Brass Nipple Hydrant Adapter	09/05/2024	359.38 114.46
Total for Check Number 15518:				473.84
15519	10385 5702272 5703355 5703725 5703725	Waterline Technologies, Inc. - PSOC Chlorine - Well 29 Chlorine - Well 25 LMI Pump Parts LMI Pump Parts	09/05/2024	2,242.50 2,587.50 252.80 252.80
Total for Check Number 15519:				5,335.60

Check No	Vendor No Invoice No	Vendor Name Description	Check Date Reference	Check Amount
15520	10753 08232024 08232024	Lona Williams Mileage Reimb - UWI Conf - L Williams - 08/21-08/23/2024 Meal Reimb - UWI Conf - L Williams - 08/21-08/23/2024	09/05/2024	134.40 42.13
Total for Check Number 15520:				176.53
Total for 9/5/2024:				431,467.09
15521	11140 09092024	Ericka Enriquez Annual Benefits Fair 09/05/2024 - Reimbursement	09/09/2024	1,651.07
Total for Check Number 15521:				1,651.07
Total for 9/9/2024:				1,651.07
ACH	10288 157217792 157217792 157217792 157217792 157217801 157217801	CalPERS Health Fiscal Services Division Admin Fee for Retired Emp Health Ins Sept 2024 Admin Fee for Health Ins Sept 2024 Retired Employees Health Ins Sept 2024 Active Employees Health Ins Sept 2024 Admin Fee Non CalPers Member Health Ins Sept 2024 Active Non CalPers Member Health Ins Sept 2024	09/10/2024	13.65 176.33 2,545.58 73,471.48 5.40 2,250.17
Total for this ACH Check for Vendor 10288:				78,462.61
ACH	10894 0001737537	Liberty Dental Plan Liberty Dental - Sept 2024	09/10/2024	488.30
Total for this ACH Check for Vendor 10894:				488.30
ACH	10901 220420 53996	Ameritas Life Insurance Corp. Ameritas Dental Sept 2024 Ameritas Vision Sept 2024	09/10/2024	2,204.20 539.96
Total for this ACH Check for Vendor 10901:				2,744.16
ACH	10902 56258800	Colonial Life Col Life Premiums Aug 2024	09/10/2024	5,625.88
Total for this ACH Check for Vendor 10902:				5,625.88
ACH	10903 4739654936	The Lincoln National Life Insurance Company Life & ADD EE/ER Insurance Sept 2024	09/10/2024	682.82
Total for this ACH Check for Vendor 10903:				682.82
Total for 9/10/2024:				88,003.77
ACH	10901 229520 58296	Ameritas Life Insurance Corp. Ameritas Dental Sept 2024 Ameritas Vision Sept 2024	09/11/2024	91.00 43.00
Total for this ACH Check for Vendor 10901:				134.00
Total for 9/11/2024:				134.00

Check No	Vendor No Invoice No	Vendor Name Description	Check Date Reference	Check Amount
ACH	10030	Southern California Edison	09/12/2024	
	700154530138Aug	Electricity 06/21/24 to 07/23/24 - Well 25		70,998.95
	700154530138Aug	Electricity 07/16/24 to 08/13/24 - 851 E 6th St		490.48
	700154530138Aug	Electricity 07/19/24 to 08/18/24 - 815 E 12th Ave		832.74
	700154530138Aug	Electricity 07/24/24 to 08/21/24 - Wells		199,183.47
	700154530138Aug	Electricity 06/21/24 to 07/23/24 - Wells (Prior Month)		29,244.42
	700154530138Aug	Electricity 07/24/24 to 08/21/24 - 9781 Avenida Miravilla		521.06
	700154530138Aug	Electricity 07/24/24 to 08/21/24 - 560 Magnolia Ave		6,243.56
Total for this ACH Check for Vendor 10030:				307,514.68
ACH	10031	Staples Business Advantage	09/12/2024	
	6009871243	Office Supplies		11.83
	6009871244	Office Supplies		40.50
	6010583404	Office Supplies		7.96
	6010583405	Office Supplies		51.71
	6010583406	Office Supplies		33.07
Total for this ACH Check for Vendor 10031:				145.07
ACH	10052	Home Depot Credit Services	09/12/2024	
	0010217	Materials - 12th & Palm Refurbishment		27.99
	0010217	Brad Nailer - Unit 17		95.90
	0023161	Lumber - 12th & Palm Refurbishment		123.36
	0023190	Door - 12th & Palm Refurbishment		165.90
	4611169	Tables & Hose		298.34
	9010310	Lumber - 12th & Palm Refurbishment		100.23
	9023353	Lumber - 12th & Palm Refurbishment		15.42
Total for this ACH Check for Vendor 10052:				827.14
ACH	10138	ARCO Business Solutions	09/12/2024	
	HW201 Sept 2024	ARCO Fuel Charges 09/03-09/09/2024		2,414.17
Total for this ACH Check for Vendor 10138:				2,414.17
ACH	10743	Townsend Public Affairs, Inc	09/12/2024	
	22132	Consulting Services - Sept 2024		5,000.00
Total for this ACH Check for Vendor 10743:				5,000.00
ACH	10087	EDD	09/12/2024	
	0-004-321-424	2nd Quarter UI Claim		2,686.00
Total for this ACH Check for Vendor 10087:				2,686.00
ACH	10085	CalPERS Retirement System	09/12/2024	
	1002732322	PR Batch 00001.09.2024 CalPERS 8% EE Paid		2,199.29
	1002732322	PR Batch 00001.09.2024 CalPERS ER PEPRA		8,302.18
	1002732322	PR Batch 00001.09.2024 CalPERS 8.25% EE PEPRA		7,936.60
	1002732322	PR Batch 00001.09.2024 CalPERS 7% EE Deduction		1,192.63
	1002732322	PR Batch 00001.09.2024 CalPERS 1% ER Paid		170.37
	1002732322	PR Batch 00001.09.2024 CalPERS 8% ER Paid		1,155.01
	1002732322	PR Batch 00001.09.2024 CalPERS ER Paid Classic		10,389.88
Total for this ACH Check for Vendor 10085:				31,345.96
ACH	10087	EDD	09/12/2024	
	0-721-547-408	PR Batch 00001.09.2024 State Income Tax		7,405.90
	0-721-547-408	PR Batch 00001.09.2024 CA SDI		1,892.20
Total for this ACH Check for Vendor 10087:				9,298.10

Check No	Vendor No Invoice No	Vendor Name Description	Check Date Reference	Check Amount
ACH	10094 270465661221594 270465661221594 270465661221594 270465661221594	U.S. Treasury PR Batch 00001.09.2024 Medicare Employer Portion PR Batch 00001.09.2024 Federal Income Tax PR Batch 00001.09.2024 FICA Employee Portion PR Batch 00001.09.2024 FICA Employer Portion PR Batch 00001.09.2024 Medicare Employee Portion	09/12/2024	2,522.24 18,579.80 10,152.82 10,152.82 2,522.24
Total for this ACH Check for Vendor 10094:				43,929.92
ACH	10141 49601084	Ca State Disbursement Unit PR Batch 00001.09.2024 Garnishment	09/12/2024	379.84
Total for this ACH Check for Vendor 10141:				379.84
ACH	10203 VB1450PP19 2024	Voya Financial PR Batch 00001.09.2024 Deferred Comp	09/12/2024	450.00
Total for this ACH Check for Vendor 10203:				450.00
ACH	10264 1002732325 1002732325 1002732325 1002732325 1002732325	CalPERS Supplemental Income Plans PR Batch 00001.09.2024 100% Contribution PR Batch 00001.09.2024 ROTH-Post-Tax PR Batch 00001.09.2024 457 Loan Repayment PR Batch 00001.09.2024 CalPERS 457 % PR Batch 00001.09.2024 CalPERS 457	09/12/2024	547.45 275.00 89.65 32.19 2,331.50
Total for this ACH Check for Vendor 10264:				3,275.79
ACH	10984 1725994122314	MidAmerica Administrative & Retirement Solutions PR Batch 00001.09.2024 401(a) Deferred Comp	09/12/2024	1,176.28
Total for this ACH Check for Vendor 10984:				1,176.28
ACH	11152 806252	Sterling Health Services, Inc PR Batch 00001.09.2024 Flexible Spending Account (PT)	09/12/2024	541.67
Total for this ACH Check for Vendor 11152:				541.67
2261	11155 2024-9	CICCS PR Batch 00001.09.2024 Emp Assistance Program	09/12/2024	99.32
Total for Check Number 2261:				99.32
15522	UB*05613	Luis Diaz Refund Check	09/12/2024	299.16
Total for Check Number 15522:				299.16
15523	UB*05611	Ryan Lakes Refund Check	09/12/2024	55.40
Total for Check Number 15523:				55.40
15524	UB*05612	Nou Yang Refund Check	09/12/2024	56.89
Total for Check Number 15524:				56.89
15525	10003 59506	All Purpose Rental Trencher Rental - Elm Ave Pipeline Project	09/12/2024	168.00
Total for Check Number 15525:				168.00

Check No	Vendor No Invoice No	Vendor Name Description	Check Date Reference	Check Amount
15526	10144 LYUM1831426	Alsco Inc Cleaning Mats/Air Fresheners 560 Magnolia Sept 2024	09/12/2024	48.45
Total for Check Number 15526:				48.45
15527	10420 16LY-WNVM-FY69 16LY-WNVM-FY69 1HHW-7K7H-MFPG 1QNH-19LM-4LPM	Amazon Capital Services, Inc. Apple Pencil for Field Staff iPads Work Pants - Field Staff Office Supplies Hot Water Tank - 560 Magnolia Ave	09/12/2024	107.74 206.88 43.21 489.67
Total for Check Number 15527:				847.50
15528	10272 09112024 09112024	Babcock Laboratories Inc 18 Coliform Water Samples 1 Speciation Sample	09/12/2024	936.54 104.04
Total for Check Number 15528:				1,040.58
15529	10271 09102024 09102024 09102024 09102024 09102024 09102024 09102024 09102024	Beaumont Ace Home Center Maint & Repair - Pumping Equip Supplies Maint & Repair - 560 Magnolia Ave Supplies General Supplies General Safety Supplies Lab Testing Supplies Production Small Tools Supplies Construction in Progress Maint & Repair - General Building Supplies	09/12/2024	223.70 42.08 87.95 32.31 99.63 72.17 88.95 53.69
Total for Check Number 15529:				700.48
15530	10774 837811 837812 837813 837815	Jesus Camacho (25) Truck Washes Aug 2024 (25) Truck Washes Aug 2024 (25) Truck Washes Aug 2024 (25) Truck Washes Aug 2024	09/12/2024	310.00 310.00 310.00 310.00
Total for Check Number 15530:				1,240.00
15531	10016 09032024 EP2024-0133 EP2024-0141	City of Beaumont Annual Encroachment Permit - 09/03/2024-09/02/2025 EP0133 - 951 E 9th St EP0141 - 718 Edgar Ave	09/12/2024	3,660.00 500.96 500.96
Total for Check Number 15531:				4,661.92
15532	10600 09052024	Gaicho Pest Control Inc. NCR I Rodent Control Sept 2024	09/12/2024	1,000.00
Total for Check Number 15532:				1,000.00
15533	10809 6179 6179	Inner-City Auto Repair & Tires Oil/Filter - Unit 33/OD 92,353 Labor - Oil/Filter - Unit 33/OD 92,353	09/12/2024	86.11 30.00
Total for Check Number 15533:				116.11
15534	10527 64059301	Robert Half Talent Solutions Engineering Admin Temp - 09/03-09/05/2024	09/12/2024	1,194.60
Total for Check Number 15534:				1,194.60
15535	10447 OP# 44874	State Water Resources Control Board - DWOCP T1 Certificate Renewal - J McCarty - OP# 44874	09/12/2024	55.00
Total for Check Number 15535:				55.00

Check No	Vendor No Invoice No	Vendor Name Description	Check Date Reference	Check Amount
15536	11256 1117	Water Resources Economics Rate Study - August 2024	09/12/2024	3,000.00
Total for Check Number 15536:				3,000.00
Total for 9/12/2024:				423,568.03
ACH	10052	Home Depot Credit Services	09/19/2024	
	1011057	Materials - 12th & Palm Refurbishment		480.97
	2024044	Materials - 12th & Palm Refurbishment		332.47
	2611409	Plumbing Tool - Unit 17		11.59
	2611409	Materials - 12th & Palm Refurbishment		44.88
	3010806	Plumbing Supplies - 12th & Palm Refurbishment		243.15
	3023940	Plumbing Supplies - 12th & Palm Refurbishment		27.80
	7024508	Materials - 12th & Palm Refurbishment		1,050.34
	7024514	Materials - 12th & Palm Refurbishment		112.09
	1520334	AMR/AMI Antenna Installation		57.65
Total for this ACH Check for Vendor 10052:				2,303.29
ACH	10138	ARCO Business Solutions	09/19/2024	
	HW201 Sept 2024	ARCO Fuel Charges 09/10-09/16/2024		2,690.38
Total for this ACH Check for Vendor 10138:				2,690.38
Total for 9/19/2024:				4,993.67
ACH	10781	Umpqua Bank	09/20/2024	
	10019	C R & R Incorporated		
		Monthly Charges 3 YD Commercial Bin - Cherry Yard - Aug 2024		310.41
		Monthly Charges 3 YD Commercial Bin - 39500 Brookside - Aug 2024		310.41
		Monthly Charges 3 YD Locked Recycle - 39500 Brookside - Aug 2024		98.46
	10037	Waste Management Of Inland Empire		
		Recycling Dumpster Charges - 815 E 12th Aug 2024		109.77
		Organics Cart Charges - 815 E 12th Aug 2024		61.31
		Yard Dumpsters - 815 E 12th Aug 2024		362.43
		Monthly Sanitation - 560 Magnolia Aug 2024		133.30
		Recycling Dumpster Charges - 560 Magnolia Aug 2024		109.77
	10116	Verizon Wireless Services LLC		
		Cell Phone/iPad Charges for July 2024		1,970.57
	10171	Riverside Assessor - County Recorder		
		NOE - Cherry Valley Boulevard		102.28
	10219	Pumping Solutions Inc		
		Wilden Wet Repair Kits		1,278.06
	10233	Pro-Pipe & Supply		
		30 - PVC Pipe Wrap Roll		309.22
	10274	Beaumont Chamber of Commerce		
		Refund - 2024 State of the District - A Ramirez		-100.00
		2024 State of the City - M Swanson		75.00
		Chamber Breakfast - Sept 2024 - L Williams		25.00
		Chamber Breakfast - Sept 2024 - D Slawson		25.00
		Chamber Breakfast - Sept 2024 - D Hoffman		25.00
	10284	Underground Service Alert of Southern California		
		114 New Ticket Charges June 2024		199.50
		Monthly Maintenance Fee		10.00
		131 New Ticket Charges July 2024		242.35
		Monthly Maintenance Fee		10.00
	10319	ACWA Joint Powers Insurance Authority		
		ACWA Fall Conf - L Williams 12/02-12/05/2024		899.00
		ACWA Fall Conf - D Slawson 12/02-12/05/2024		899.00
	10335	Beaumont Safe & Lock		
		Rekey Lock Cylinder - 12th & Palm		71.19

Check No	Vendor No Invoice No	Vendor Name Description	Check Date Reference	Check Amount
	10338	California Special Districts Association		
		Board's Role in Finance Workshop - A Ramirez 09/25-09/26/2024		230.00
		Board Secretary/Clerk Conf - L Kerney 10/21-10/23/2024		720.00
		Board's Role in Finance Workshop - S Molina 09/25-09/26/2024		230.00
	10349	Redlands-Yucaipa Rentals, Inc		
		Chipper Rental - Edgar Canyon		436.84
	10409	Stater Bros		
		Water for Board Meetings		20.76
	10420	Amazon Capital Services, Inc.		
		iPad Case - Field Staff		32.30
	10546	Frontier Communications		
		07/25-08/24/2024 Aug FIOS/FAX 851 E 6th Street		354.99
		07/10-08/09/2024 July FIOS/FAX 12th/Palm		560.48
		07/25-08/24/2024 Aug FIOS/FAX 560 Magnolia Ave		522.93
	10588	Marriott Hotels		
		Hotel - ACWA Fall Conf - L Williams 12/02-12/05/2024		537.86
		Hotel - ACWA Fall Conf - D Slawson 12/02-12/05/2024		647.49
	10596	Tractor Supply Co		
		Materials - 4th/Elm Pipeline Installation		215.44
		Locks, Ball Valve, and Hooks		286.55
	10623	WP Engine		
		Web Host for BCVWD Website Aug 2024		3.68
		Web Host for BCVWD Website Aug 2024		290.00
	10692	MMSoft Design		
		Network Back-Up Software Aug 2024		808.86
		Network Monitoring Software Aug 2024		311.38
	10784	Autodesk, Inc		
		Auto CAD Software 851 E 6th St - Aug 2024		250.00
		Auto CAD Software 851 E 6th St - Aug 2024		1,050.00
	10790	Microsoft		
		Monthly Microsoft Office License - Aug 2024		1,156.14
		Monthly Microsoft Office License - Aug 2024		450.00
		Monthly Microsoft Office License - Aug 2024		16.40
		Monthly Microsoft Office License - Aug 2024		15.00
	10817	Autozone		
		Door Mirror - Unit 41		45.70
		Towels		19.39
	10834	Dickson		
		Pressure Data Logger/Snubber/Calibration		1,765.98
	10840	Ready Fresh (Arrowhead)		
		Water - 07/23-08/22/2024 - 851 E 6th St		159.16
	10865	CPS HR Consulting		
		HR Training/Classification and Compensation - S Molina		310.00
	10892	Zoom Video Communications, Inc.		
		(10) Video Conference - Sept 2024		226.49
	10913	TypeForm S.L.		
		Refund - Annual Renewal - Form Builder for Website		-640.14
	10918	Apple.com		
		Cloud Storage - iPads		9.99
	10926	SSD Alarm		
		Alarm Equip/Rent/Service/Monitor - 39500 Brookside Ave		78.00
		Alarm Equip/Rent/Service/Monitor - 11083 Cherry Ave		71.73
		Alarm Equip/Rent/Service/Monitor - 39500 Brookside Ave		300.53
		Alarm Equip/Rent/Service/Monitor - 851 E. 6th		93.67
		Alarm Equip/Rent/Service/Monitor - 815 12th Street		150.70
		Alarm Equip/Rent/Service/Monitor - 560 Magnolia Ave		437.02
	10978	Nextiva, Inc.		
		Monthly Phone Service Aug 2024		3,299.30
	11001	Keeper Security, Inc		
		Annual Renewal - Password Monitor		2,250.00
	11086	Cla Valve		
		Annual Calibration - 2 Backflow Test Gauges		240.00
	11094	Al's Kubota Tractor		
		Leaf Blower		727.54
	11133	ARC Document Solutions		
		Large Scale Plans - Noble Tank Pipeline		362.04

Check No	Vendor No Invoice No	Vendor Name Description	Check Date Reference	Check Amount
	11150	Renaissance Esmeralda Hotel - CSDA Annual Conf - S Molina 09/08-09/12/2024		247.54
		Hotel - CSDA Annual Conf - L Williams 09/08-09/12/2024		772.62
	11157	FRANCOTYP-POSTALIA INC Postage- Postage Machine		414.00
		Quarterly Rental - Postage Machine		112.28
	11169	Space Exploration Technologies Corp Back Up Internet - Aug 2024		750.00
		Back Up Internet - Sept 2024		750.00
	11193	Mitsogo, Inc Cyber Security - iPads - Aug 2024		67.50
	11216	DNS Filter Monthly Spam Filter - Aug 2024		225.00
	11233	Canva US, Inc Graphic Design Software Subscription - Public Outreach Aug 2024		37.81
	11234	File Invite Limited Monthly Secure Storage/Secure File Transfer - Sept 2024		1,145.83
	11240	Adobe Acrobat Pro Subscription September 2024		719.70
	11248	Cornerstone BBQ Birthday Club Reimbursement		258.38
	11252	OpenAI, LLC ChatGPT Subscription - Sept 2024		264.76
	11271	Paradise Point Resort & Spa Overage Refund - UWI Conf - D Slawson 08/21-08/23/2024		-58.00
		Hotel - UWI Conf - D Slawson 08/21-08/23/2024		953.26
		Parking - UWI Conf - A Ramirez 08/21-08/23/2024		178.24
		Parking - UWI Conf - L Williams 08/21-08/23/2024		178.24
	11273	Aleman's Dumpster Services Corp. Roll Off Dumpster - 12h & Palm Refurbishment		824.00
	11274	Banning Glass Mirror & Screen Window Glass - 12h & Palm Refurbishment		83.76
	11275	Academy of Zarathom Certification Renewal Courses - J Bean		199.70
Total for this ACH Check for Vendor 10781:				34,773.50
Total for 9/20/2024:				34,773.50
ACH	10085	CalPERS Retirement System	09/26/2024	
	1002743487	PR Batch 00002.09.2024 CalPERS ER Paid Classic		10,366.75
	1002743487	PR Batch 00002.09.2024 CalPERS 1% ER Paid		172.65
	1002743487	PR Batch 00002.09.2024 CalPERS 7% EE Deduction		1,208.59
	1002743487	PR Batch 00002.09.2024 CalPERS 8.25% EE PEPRA		7,961.41
	1002743487	PR Batch 00002.09.2024 CalPERS 8% EE Paid		2,170.55
	1002743487	PR Batch 00002.09.2024 CalPERS 8% ER Paid		1,155.01
	1002743487	PR Batch 00002.09.2024 CalPERS ER PEPRA		8,328.12
Total for this ACH Check for Vendor 10085:				31,363.08
ACH	10087	EDD	09/26/2024	
	1-561-335-952	PR Batch 00002.09.2024 State Income Tax		6,731.66
	1-561-335-952	PR Batch 00002.09.2024 CA SDI		1,812.12
Total for this ACH Check for Vendor 10087:				8,543.78
ACH	10094	U.S. Treasury	09/26/2024	
	270467055535986	PR Batch 00002.09.2024 FICA Employer Portion		9,866.89
	270467055535986	PR Batch 00002.09.2024 Federal Income Tax		16,887.55
	270467055535986	PR Batch 00002.09.2024 FICA Employee Portion		9,866.89
	270467055535986	PR Batch 00002.09.2024 Medicare Employer Portion		2,455.36
	270467055535986	PR Batch 00002.09.2024 Medicare Employee Portion		2,529.57
Total for this ACH Check for Vendor 10094:				41,606.26

Check No	Vendor No Invoice No	Vendor Name Description	Check Date Reference	Check Amount
ACH	10141 49771729	Ca State Disbursement Unit PR Batch 00002.09.2024 Garnishment	09/26/2024	379.84
Total for this ACH Check for Vendor 10141:				379.84
ACH	10203 VB1450PP20 2024	Voya Financial PR Batch 00002.09.2024 Deferred Comp	09/26/2024	450.00
Total for this ACH Check for Vendor 10203:				450.00
ACH	10264 1002743494 1002743494 1002743494 1002743494 1002743494	CalPERS Supplemental Income Plans PR Batch 00002.09.2024 ROTH-Post-Tax PR Batch 00002.09.2024 457 Loan Repayment PR Batch 00002.09.2024 100% Contribution PR Batch 00002.09.2024 CalPERS 457 % PR Batch 00002.09.2024 457 Adjustment PR Batch 00002.09.2024 CalPERS 457	09/26/2024	275.00 117.15 821.18 182.99 137.50 2,331.50
Total for this ACH Check for Vendor 10264:				3,865.32
ACH	10984 1727304869875	MidAmerica Administrative & Retirement Solutions PR Batch 00002.09.2024 401(a) Deferred Comp	09/26/2024	1,176.28
Total for this ACH Check for Vendor 10984:				1,176.28
ACH	11152 808115	Sterling Health Services, Inc PR Batch 00002.09.2024 Flexible Spending Account (PT)	09/26/2024	541.67
Total for this ACH Check for Vendor 11152:				541.67
ACH	10031 6011827788 6011827789 6012300876	Staples Business Advantage IT Office Supplies Office Supplies IT Office Supplies	09/26/2024	764.92 67.89 27.47
Total for this ACH Check for Vendor 10031:				860.28
ACH	10052 0071716 0071716 4011744 4011744 4011767 5011622 5524701 6071499 6614105 9012359 H8987-326435 H8987-326465	Home Depot Credit Services Mixer Head - Unit 17 Materials - 12th & Palm Refurbishment Materials - 12th & Palm Refurbishment Pliers, T-Square - Unit 44 & 52 Electrical/Plumbing Parts - 12th & Palm Refurbishment Materials - 12th & Palm Refurbishment Electrical Parts - 12th & Palm Refurbishment Paper Towels - 851 E 6th St Materials - 12th & Palm Refurbishment Materials - 12th & Palm Refurbishment Materials - 12th & Palm Refurbishment Flooring - 12th & Palm Refurbishment	09/26/2024	39.45 43.72 1,065.67 67.73 364.95 500.01 107.83 69.99 396.25 47.93 218.71 2,497.77
Total for this ACH Check for Vendor 10052:				5,420.01
ACH	10138 HW201 Sept 2024	ARCO Business Solutions ARCO Fuel Charges 09/17-09/23/2024	09/26/2024	1,880.78
Total for this ACH Check for Vendor 10138:				1,880.78
ACH	10147 1275448	Online Information Services, Inc 229 Credit Reports for Aug 2024	09/26/2024	707.84
Total for this ACH Check for Vendor 10147:				707.84

Check No	Vendor No Invoice No	Vendor Name Description	Check Date Reference	Check Amount
ACH	10284 820240056 820240056	Underground Service Alert of Southern California 141 New Ticket Charges Aug 2024 Monthly Maintenance Fee	09/26/2024	260.85 10.00
Total for this ACH Check for Vendor 10284:				270.85
ACH	10340 INV-00296610	County of Riverside Encroachment Permit - Noble Pipeline - IP210134	09/26/2024	2,500.00
Total for this ACH Check for Vendor 10340:				2,500.00
ACH	10350 220295 220350	NAPA Auto Parts Cabin Air Filter - Unit 51 Supplies - Unit 40	09/26/2024	42.55 11.29
Total for this ACH Check for Vendor 10350:				53.84
ACH	11038 35858993 35858994	Clark Pest Control Pest Control - 39500 Brookside Ave Pest Control - 815 E 12th St	09/26/2024	70.00 130.00
Total for this ACH Check for Vendor 11038:				200.00
15537	UB*05620	Sanchayan Banerjee Refund Check Refund Check Refund Check Refund Check Refund Check	09/26/2024	28.10 52.44 38.42 33.09 106.52
Total for Check Number 15537:				258.57
15538	UB*05622	City Of Beaumont Refund Check	09/26/2024	1,101.67
Total for Check Number 15538:				1,101.67
15539	UB*05616	CT & T Concrete Paving Inc Refund Check Refund Check	09/26/2024	138.51 2,437.86
Total for Check Number 15539:				2,576.37
15540	UB*05624	Henkels & Mccoy West LLC Refund Check	09/26/2024	1,966.34
Total for Check Number 15540:				1,966.34
15541	UB*05618	James Long Refund Check	09/26/2024	250.00
Total for Check Number 15541:				250.00
15542	UB*05619	Javier Martin Refund Check	09/26/2024	1,000.00
Total for Check Number 15542:				1,000.00
15543	UB*05623	Meritage Homes Refund Check Refund Check	09/26/2024	9.00 14.08
Total for Check Number 15543:				23.08

Check No	Vendor No Invoice No	Vendor Name Description	Check Date Reference	Check Amount
15544	UB*05615	Meritage Homes of California Inc Refund Check Refund Check Refund Check Refund Check	09/26/2024	36.14 16.68 2,499.98 9.73
Total for Check Number 15544:				2,562.53
15545	UB*05625	Jessica Ovalles Refund Check	09/26/2024	148.08
Total for Check Number 15545:				148.08
15546	UB*05617	Steady Foundations INC Refund Check Refund Check Refund Check Refund Check	09/26/2024	28.80 17.49 19.62 14.08
Total for Check Number 15546:				79.99
15547	UB*05614	Marvin Stone Refund Check	09/26/2024	52.77
Total for Check Number 15547:				52.77
15548	UB*05621	Heather Tropez Refund Check	09/26/2024	250.00
Total for Check Number 15548:				250.00
15549	10000 246766 246768 246769	A C Propane Co Propane Refill Aug 2024 - 9781 Avenida Miravilla Propane Refill Aug 2024 - 13697 Oak Glen Rd Propane Refill Aug 2024 - 13695 Oak Glen Rd	09/26/2024	452.55 895.35 354.77
Total for Check Number 15549:				1,702.67
15550	10792 09262024	A-1 Financial Services October 2024 Rent - 851 E. 6th St Eng Office	09/26/2024	2,796.00
Total for Check Number 15550:				2,796.00
15551	10001 09252024 09252024 09252024 09252024	Action True Value Hardware Materials - 12th & Palm Refurbishment Small Tools, Parts, & Maint Transmission & Distribution Small Tools Supplies NCRF/Canyon Pond Maintenance Supplies	09/26/2024	24.21 100.18 13.10 7.41
Total for Check Number 15551:				144.90
15552	10420 11GK-WRVC-6XK3 16DC-CWDW-LFLN 16XM-G7J7-QXRK 1XCY-LMK4-XNL7	Amazon Capital Services, Inc. Air Filters - 560 Magnolia Ave Weather Station- 560 Magnolia Rubber Boots - Field Staff Rubber Boots - Field Staff	09/26/2024	264.84 654.21 947.07 130.26
Total for Check Number 15552:				1,996.38
15553	10272 09192024 09192024	Babcock Laboratories Inc 15 General Physical Analysis Samples 30 Coliform Water Samples	09/26/2024	594.60 1,560.90
Total for Check Number 15553:				2,155.50

Check No	Vendor No Invoice No	Vendor Name Description	Check Date Reference	Check Amount
15554	10271	Beaumont Ace Home Center	09/26/2024	
	08292024	Materials - 12th & Palm Refurbishment		754.17
	08292024	Materials - 4th/Elm Pipeline Installation		383.05
	08292024	General Supplies		60.32
	09252024	Materials - 4th/Elm Pipeline Installation		383.07
	09252024	Lab Testing Supplies		124.04
	09252024	Transmission & Distribution Small Tools Supplies		148.23
	09252024	Materials - 12th & Palm Refurbishment		7.64
	09252024	Meter Maint & Service Supplies		44.79
	09252024	NCRF/Canyon Pond Maintenance Supplies		109.13
	09252024	Production Small Tools Supplies		31.23
	09252024	Materials - 12th & Palm Refurbishment		634.84
	09252024	Materials - 4th/Elm Pipeline Installation		410.11
Total for Check Number 15554:				3,090.62
15555	10305 B-289	Beaumont Basin Watermaster Dudek and ESRI Annual Subscription WM 24-30	09/26/2024	3,164.89
Total for Check Number 15555:				3,164.89
15556	10382 5497	Beaumont Power Equipment Inc Weed Trimmer Parts - Landscape Maintenance	09/26/2024	126.00
Total for Check Number 15556:				126.00
15557	11161 INV00402808	Boot Barn Holdings Boot Voucher Reimbursement - J Rogers	09/26/2024	200.00
Total for Check Number 15557:				200.00
15558	10822 35186195 35186195 35186774	Canon Financial Services, Inc Meter Usage - 08/01-08/31/2024 Contract Charge - 09/01-09/30/2024 - 851 E 6th St Contract Charge - 09/01-09/30/2024 - 12th/Palm	09/26/2024	314.12 238.56 235.78
Total for Check Number 15558:				788.46
15559	10728 WE.19.044-5	Cavanaugh & Associates, P.A. 2023 AWWA Water Audit Level 1 Validation	09/26/2024	4,000.00
Total for Check Number 15559:				4,000.00
15560	10016 261701 Jul-Aug	City of Beaumont Monthly Sewer Charges 07/01-09/01/2024	09/26/2024	23.22
Total for Check Number 15560:				23.22
15561	10266 18928	Cozad & Fox Inc. Design & Engineering Services - Noble Pipeline	09/26/2024	6,945.70
Total for Check Number 15561:				6,945.70
15562	10772 8048	CV Strategies Strategic Communication Services - August 2024	09/26/2024	981.25
Total for Check Number 15562:				981.25
15563	10942 0005678399	Diamond Environmental Services LP Basin Handwash Station Rental - 39500 Brookside 09/16-10/13/2024	09/26/2024	151.69
Total for Check Number 15563:				151.69
15564	11230 631530-4377109	Healthpointe Medical Group, Inc Pre-Employment Testing	09/26/2024	430.00
Total for Check Number 15564:				430.00

Check No	Vendor No Invoice No	Vendor Name Description	Check Date Reference	Check Amount
15565	10337 20402	Hilltop Geotechnical, Inc Soil Compaction/Testing - Elm Ave	09/26/2024	6,778.00
Total for Check Number 15565:				6,778.00
15566	10995 25599 25606	Infinity Recycling & Materials Inc Class II Base - 4th & Elm Ave Class II Base - 4th & Elm Ave	09/26/2024	480.00 480.00
Total for Check Number 15566:				960.00
15567	10398 269773 269773 269774	Infosend, Inc Aug 2024 Processing Charges for Utility Billing Aug 2024 Supply Charges for Utility Billing Aug 2024 Postage Charges for Utility Billing	09/26/2024	1,074.49 797.94 6,537.21
Total for Check Number 15567:				8,409.64
15568	10809 6154 6154	Inner-City Auto Repair & Tires Labor - Oil/Filter/Battery - Unit 38/OD 58,367 Oil/Filter/Battery - Unit 38/OD 58,367	09/26/2024	80.00 351.44
Total for Check Number 15568:				431.44
15569	10696 263546	Innovative Document Solutions Canon Image Runner 08/01-08/31/2024 Overage Charge	09/26/2024	491.49
Total for Check Number 15569:				491.49
15570	10545 683821 683923 688490 688490	Itron, Inc Annual Hardware Maintenance 08/01/2024-07/31/2025 Temetra Portal 10001 08/01/2024-07/31/2025 Fixed Network Software - 10/01/2024-09/30/2025 Prepaid - Fixed Network Software -10/01/2024-09/30/2025	09/26/2024	3,002.08 18,550.00 4,186.45 46,050.51
Total for Check Number 15570:				71,789.04
15571	11100 13563183	Loomis Armored US, LLC Armored Truck Service - Sept 2024	09/26/2024	317.57
Total for Check Number 15571:				317.57
15572	11222 031626R 031626R 031626R	Ludwig Engineering Associates, Inc. Design & Eng Services - Elm Ave Pipeline Project Design & Eng Services - 11th St Pipeline Replacement Project Design & Eng Services - American Ave Pipeline Replacement Proj	09/26/2024	1,795.08 3,998.13 2,366.24
Total for Check Number 15572:				8,159.45
15573	10223 249080	Richards, Watson & Gershon Legal Services July 2024 Board Approval 9/18/2024	09/26/2024	11,437.00
Total for Check Number 15573:				11,437.00
15574	10171 24-242997	Riverside Assessor - County Recorder Aug 2024 Lien Fees	09/26/2024	40.00
Total for Check Number 15574:				40.00
15575	10527 64035788 64073103 64099883	Robert Half Talent Solutions Engineering Admin Temp - 08/26-08/29/2024 Engineering Admin Temp - 09/09-09/12/2024 Engineering Admin Temp - 09/16-09/19/2024	09/26/2024	1,592.80 1,194.60 1,592.80
Total for Check Number 15575:				4,380.20

Check No	Vendor No Invoice No	Vendor Name Description	Check Date Reference	Check Amount
15576	10689 238937 239823	Safety Compliance Company Safety Meeting - Eye Wash - 08/20/2024 Safety Meeting - GHS/SDS - 09/04/2024	09/26/2024	250.00 250.00
Total for Check Number 15576:				500.00
15577	10290 24-00294	San Gorgonio Pass Water Agency 1,498 AF @ \$399 for Aug 2024	09/26/2024	597,702.00
Total for Check Number 15577:				597,702.00
15578	10568 09112024	Daniel Slawson Mileage Reimbursement - CSDA Conf - D Slawson - 09/10-09/11/24	09/26/2024	121.40
Total for Check Number 15578:				121.40
15579	10758 158542719-0001	Sunbelt Rentals, Inc Hydro Static Test Pump Rental for 4th & Elm PLP 091	09/26/2024	168.95
Total for Check Number 15579:				168.95
15580	10424 470418	Top-Line Industrial Supply, LLC Band Clamp for Compressors	09/26/2024	38.25
Total for Check Number 15580:				38.25
15581	11276 50	Universal Green, LLC Landscape Contract Services - Aug 2024	09/26/2024	5,040.00
Total for Check Number 15581:				5,040.00
15582	11027 1185	Urban Water Institute, Inc Conference Registration - L Williams - 08/21-08/23/2024	09/26/2024	895.00
Total for Check Number 15582:				895.00
15583	10385 5707214 5707282 5707768	Waterline Technologies, Inc. - PSOC Chlorine - Well 29 Chlorine - Well 25 Credit - Chlorine - Well 29	09/26/2024	1,897.50 1,897.50 -2,242.50
Total for Check Number 15583:				1,552.50
15584	10651 41262	Weldors Supply and Steel, Inc Oxygen 125 Gas - Welding Trailer	09/26/2024	30.74
Total for Check Number 15584:				30.74
15585	10753 09122024	Lona Williams Mileage Reimbursement - CSDA Conf - L Williams - 09/10-09/12/24	09/26/2024	58.83
Total for Check Number 15585:				58.83
Total for 9/26/2024:				858,088.01
Report Total (251 checks):				1,941,283.31



**Beaumont-Cherry Valley Water District
Finance and Audit Committee Meeting
October 3, 2024**

Item 3d

STAFF REPORT

TO: Finance and Audit Committee
FROM: William Clayton, Finance Manager
SUBJECT: **September 2024 Invoices Pending Approval**

Staff Recommendation

Approve the pending invoices totaling \$7,608.25

Background

Staff has reviewed the pending invoices and found the services rendered were acceptable to the District.

Fiscal Impact

There is a \$7,608.25 impact to the District which will be paid from the 2024 budget.

Attachment(s)

1. Richards Watson Gershon Invoice #249684
2. Richards Watson Gershon Invoice #249685

Staff Report prepared by William Clayton, Finance Manager



T 213.626.8484
F 213.626.0078
Fed. I.D. No. 95-3292015

350 South Grand Avenue
37th Floor
Los Angeles, CA 90071

CONFIDENTIAL
This material is subject to the attorney-client privilege and/or attorney work product protection, or otherwise is privileged or confidential. Do not disclose the contents hereof. Do not file with publicly-accessible records.

DAN JAGGERS, GENERAL MANAGER
BEAUMONT- CHERRY VALLEY WATER DISTRICT
560 MAGNOLIA AVENUE
BEAUMONT, CA 92223-2258

Invoice Date: September 26, 2024
Invoice Number: 249684
Matter Number: 12788-0001

[REDACTED]

For professional services rendered through August 31, 2024

Fees	4,722.00
Costs	45.45
Total Amount Due	\$4,767.45

TERMS: PAYMENT DUE UPON RECEIPT

PLEASE RETURN THIS PAGE WITH YOUR REMITTANCE TO

RICHARDS, WATSON & GERSHON
350 South Grand Avenue, 37th Floor
Los Angeles, CA 90071

RICHARDS WATSON GERSHON



T 213.626.8484
F 213.626.0078
Fed. I.D. No. 95-3292015

350 South Grand Avenue
37th Floor
Los Angeles, CA 90071

CONFIDENTIAL

This material is subject to the attorney-client privilege and/or attorney work product protection, or otherwise is privileged or confidential. Do not disclose the contents hereof. Do not file with publicly-accessible records.

BEAUMONT-CHERRY VALLEY WATER DISTRICT
DAN JAGGERS, GENERAL MANAGER
560 MAGNOLIA AVENUE
BEAUMONT, CA 92223-2258

Invoice Date: September 26, 2024
Invoice Number: 249685
Matter Number: 12788-0008



For professional services rendered through August 31, 2024

Fees	2,840.80
Costs	0.00
Total Amount Due	\$2,840.80

TERMS: PAYMENT DUE UPON RECEIPT

PLEASE RETURN THIS PAGE WITH YOUR REMITTANCE TO

RICHARDS, WATSON & GERSHON
350 South Grand Avenue, 37th Floor
Los Angeles, CA 90071

RICHARDS WATSON GERSHON

Payroll

Timecard Proof List

Date Range: 08/01/2024 to 08/31/2024

Beaumont-Cherry Valley Water District

560 Magnolia Avenue
Beaumont CA 92223
(951) 845-9581
www.bcvwd.org



Pay	Date	Per Diem	Reimbursement Cost	# of Meetings YTD	
Employee No: 170 Slawson, Daniel					
San Gorgonio Pass Water Agency Meeting	8/5/2024	296.40			
BIA Water Conference	8/9/2024	296.40			
ACWA Region 9: Building the Future: Water Workforce Development	8/13/2024	296.40			
Riverside County: State of the District	8/14/2024	296.40			
San Gorgonio Pass Water Agency Meeting	8/19/2024	296.40			
Urban Water Institute Conference	8/21/2024	296.40			
Urban Water Institute Conference	8/22/2024	296.40			
Urban Water Institute Conference	8/23/2024	296.40			
Engineering Workshop	8/29/2024	296.40			
Employee No: 170	Total Meetings for August	9	2,667.60 Total Reimbursements	0.00	63
Employee No: 178 Hoffman, David					
Finance & Audit Committee	8/1/2024	296.40			
Chamber Breakfast	8/10/2024	296.40			
Regular Board Meeting	8/14/2024	296.40			
Engineering Workshop	8/29/2024	296.40			
Employee No: 178	Total Meetings for August	4	1,185.60 Total Reimbursements	0.00	40
Employee No: 179 Covington, John					
Regular Board Meeting	8/14/2024	296.40			
Personnel Committee	8/20/2024	296.40			
Engineering Workshop	8/29/2024	296.40			
Employee No: 179	Total Meetings for August	3	889.20 Total Reimbursements	0.00	27
Employee No: 193 Ramirez, Andy					
San Gorgonio Pass Water Agency Meeting	8/5/2024	296.40			
CSDA: Demystifying LAFCO	8/13/2024	296.40			
Urban Water Institute Conference	8/21/2024	296.40			
Urban Water Institute Conference	8/22/2024	296.40			
Urban Water Institute Conference	8/23/2024	296.40			
Engineering Workshop	8/29/2024	296.40			
Employee No: 193	Total Meetings for August	6	1,778.40 Total Reimbursements	0.00	50
Employee No: 214 Williams, Lona					
Finance & Audit Committee	8/1/2024	296.40			
ACWA State Committee	8/8/2024	296.40			
BIA Water Conference	8/9/2024	296.40	55.34		
ACWA Region 9: Building the Future: Water Workforce Development	8/13/2024	296.40	45.02		
Regular Board Meeting	8/14/2024	296.40			
Personnel Committee	8/20/2024	296.40			
Urban Water Institute Conference	8/21/2024	296.40	176.53		
Urban Water Institute Conference	8/22/2024	296.40			
Urban Water Institute Conference	8/23/2024	296.40			
Engineering Workshop	8/29/2024	296.40			
Employee No: 214	Total Meetings for August	10	2,964.00 Total Reimbursements	276.89	53



**Beaumont-Cherry Valley Water District
Finance & Audit Committee Meeting
August 1, 2024
Sign-In Sheet**

By signing this document, I am verifying that I have attended the meeting and am authorized to receive per diem for my attendance in accordance with District Policy.

Name

Signature

Member David Hoffman Employee #178	
Secretary Lona Williams Employee #214	
Alternate Covington (Alternate) Employee #179	

The stipend for this meeting will be paid on 08/15/2024






Beaumont-Cherry Valley Water District
Regular Board Meeting
August 14, 2024
Sign-In Sheet

By signing this document, I am verifying that I have attended the meeting and am authorized to receive per diem for my attendance in accordance with District Policy.

Name

Signature

President John Covington Employee #179	
Vice President Daniel Slawson Employee #170	
Secretary Lona Williams Employee #214	
Treasurer Andy Ramirez Employee #193	
Director David Hoffman Employee #178	

The stipend for this meeting will be paid on 08/29/2024



Beaumont-Cherry Valley Water District

Personnel Committee Meeting
August 20, 2024
Sign-In Sheet

By signing this document I am verifying that I have attended the meeting and am authorized to receive per diem for my attendance in accordance with District Policy.

Name

Signature

John Covington Employee #179	
Andy Ramirez Employee #193	
Lona Williams (Alternate) Employee #214	

The stipend for this meeting will be paid on 08/29/2024








Beaumont-Cherry Valley Water District
Special Board Meeting
August 29, 2024
Sign-In Sheet

By signing this document, I am verifying that I have attended the meeting and am authorized to receive per diem for my attendance in accordance with District Policy.

Name


Signature

President John Covington Employee #179	
Vice President Daniel Slawson Employee #170	
Secretary Lona Williams Employee #214	
Treasurer Andy Ramirez Employee #193	VIA TELE CONFERENCE 
Director David Hoffman Employee #178	

The stipend for this meeting will be paid on 09/12/2024

Beaumont-Cherry Valley Water District


Record of Board Member Expenses/Claim Form for Reimbursement
(Conferences, Meetings, Travels)

Name	Director Daniel Slawson			Division	3		Member ID- Director #	170		
Email (optional)				Department- Board of Directors (110)						
BCVWD Meeting Type	Attended	Date	Location of Meeting	Amount						
Regular Board Meeting (including Engineering Workshop)	<input type="checkbox"/>			\$296.40 per diem per day						
Finance & Audit Committee Meeting	<input type="checkbox"/>			\$296.40 per diem per day						
Personnel Committee Meeting	<input type="checkbox"/>			\$296.40 per diem per day						
Ad Hoc Communications Meeting	<input type="checkbox"/>			\$296.40 per diem per day						
Collaborative Agency Meeting (BCV-Parks Admin)	<input type="checkbox"/>			\$296.40 per diem per day						
San Gorgonio Pass Water Alliance Meeting	<input type="checkbox"/>			\$296.40 per diem per day						
Special Board Meeting	<input type="checkbox"/>			\$296.40 per diem per day						
Director Training:	<input type="checkbox"/>			\$296.40 per diem per day						
Other: SGPWA	<input checked="" type="checkbox"/>	8-5-24	SGPWA/zoom	\$296.40 per diem per day						
Other:	<input type="checkbox"/>			\$296.40 per diem per day						
Is this request to be paid on a meeting not listed under the current Policy? <input type="checkbox"/> Yes <input type="checkbox"/> No										
Expenses	Dates	Details						Amount		
Transportation		<input type="checkbox"/> Taxi/Rental	<input type="checkbox"/> Air	<input type="checkbox"/> Other						\$
		<input type="checkbox"/> Taxi/Rental	<input type="checkbox"/> Air	<input type="checkbox"/> Other						\$
Own Car		Mileage at \$0.67 per mile (2024)						miles	\$	
Lodging		Location:						\$		
		Location:						\$		
Meals		Not to exceed U.S. Dept of General Services, Policy No. 4070.7 / attached receipts for each						\$		
Conference fees		Purpose						\$		
		Purpose						\$		
Other		Purpose						\$		
		Purpose						\$		
								Subtotal	\$	
								Less amount paid by company	\$	
Director Signature							Date	8-6-24		
Approver Signature							Date			

Please attach original receipts for all listed expenses, sign the form and send to the Accounting Department. See information at the back of this form for approved Per Diems and Expenses for Board Members

Beaumont-Cherry Valley Water District


Record of Board Member Expenses/Claim Form for Reimbursement
(Conferences, Meetings, Travels)

Name	Director Daniel Slawson			Division 3	Member ID- Director # 170
Email (optional)				Department- Board of Directors (110)	
BCVWD Meeting Type	Attended	Date	Location of Meeting	Amount	
Regular Board Meeting (including Engineering Workshop)	<input type="checkbox"/>			\$296.40 per diem per day	
Finance & Audit Committee Meeting	<input type="checkbox"/>			\$296.40 per diem per day	
Personnel Committee Meeting	<input type="checkbox"/>			\$296.40 per diem per day	
Ad Hoc Communications Meeting	<input type="checkbox"/>			\$296.40 per diem per day	
Collaborative Agency Meeting (BCV-Parks Admin)	<input type="checkbox"/>			\$296.40 per diem per day	
San Gorgonio Pass Water Alliance Meeting	<input type="checkbox"/>			\$296.40 per diem per day	
Special Board Meeting	<input type="checkbox"/>			\$296.40 per diem per day	
Director Training:	<input type="checkbox"/>			\$296.40 per diem per day	
Other: BIA Conference	<input checked="" type="checkbox"/>	8-9-24	Double Tree Ontario	\$296.40 per diem per day	
Other:	<input type="checkbox"/>			\$296.40 per diem per day	
Is this request to be paid on a meeting not listed under the current Policy? <input type="checkbox"/> Yes <input type="checkbox"/> No					
Expenses	Dates	Details			Amount
Transportation		<input type="checkbox"/> Taxi/Rental	<input type="checkbox"/> Air	<input type="checkbox"/> Other	\$
		<input type="checkbox"/> Taxi/Rental	<input type="checkbox"/> Air	<input type="checkbox"/> Other	\$
Own Car		Mileage at \$0.67 per mile (2024) _____ miles			\$
Lodging		Location: _____			\$
		Location: _____			\$
Meals		Not to exceed U.S. Dept of General Services, Policy No. 4070.7 / attached receipts for each			\$
Conference fees		Purpose _____			\$
		Purpose _____			\$
Other		Purpose _____			\$
		Purpose _____			\$
				Subtotal	\$
				Less amount paid by company	\$
Director Signature					Date 8-10-24
Approver Signature					Date

Please attach original receipts for all listed expenses, sign the form and send to the Accounting Department. See information at the back of this form for approved Per Diems and Expenses for Board Members

Beaumont-Cherry Valley Water District

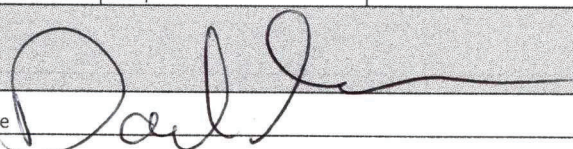
Record of Board Member Expenses/Claim Form for Reimbursement
(Conferences, Meetings, Travels)

Name	Director Daniel Slawson			Division 3	Member ID- Director # 170
Email (optional)				Department- Board of Directors (110)	
BCVWD Meeting Type	Attended	Date	Location of Meeting	Amount	
Regular Board Meeting (including Engineering Workshop)	<input type="checkbox"/>			\$296.40 per diem per day	
Finance & Audit Committee Meeting	<input type="checkbox"/>			\$296.40 per diem per day	
Personnel Committee Meeting	<input type="checkbox"/>			\$296.40 per diem per day	
Ad Hoc Communications Meeting	<input type="checkbox"/>			\$296.40 per diem per day	
Collaborative Agency Meeting (BCV-Parks Admin)	<input type="checkbox"/>			\$296.40 per diem per day	
San Gorgonio Pass Water Alliance Meeting	<input type="checkbox"/>			\$296.40 per diem per day	
Special Board Meeting	<input type="checkbox"/>			\$296.40 per diem per day	
Director Training: _____	<input type="checkbox"/>			\$296.40 per diem per day	
Other: ACWA Region 9	<input type="checkbox"/>	8-13-24	Temecula	\$296.40 per diem per day	
Other: _____	<input type="checkbox"/>			\$296.40 per diem per day	
Is this request to be paid on a meeting not listed under the current Policy? <input type="checkbox"/> Yes <input type="checkbox"/> No					
Expenses	Dates	Details			Amount
Transportation		<input type="checkbox"/> Taxi/Rental	<input type="checkbox"/> Air	<input type="checkbox"/> Other	\$
		<input type="checkbox"/> Taxi/Rental	<input type="checkbox"/> Air	<input type="checkbox"/> Other	\$
Own Car		Mileage at \$0.67 per mile (2024) _____ miles			\$
Lodging		Location: _____			\$
		Location: _____			\$
Meals		Not to exceed U.S. Dept of General Services, Policy No. 4070.7 / attached receipts for each			\$
Conference fees		Purpose			\$
		Purpose			\$
Other		Purpose			\$
		Purpose			\$
Subtotal					\$
Less amount paid by company					\$
Director Signature					Date 8-15-24
Approver Signature					Date

Please attach original receipts for all listed expenses, sign the form and send to the Accounting Department. See information at the back of this form for approved Per Diems and Expenses for Board Members

Beaumont-Cherry Valley Water District


Record of Board Member Expenses/Claim Form for Reimbursement
(Conferences, Meetings, Travels)

Name	Director Daniel Slawson			Division 3	Member ID- Director # 170
Email (optional)				Department- Board of Directors (110)	
BCVWD Meeting Type	Attended	Date	Location of Meeting	Amount	
Regular Board Meeting (including Engineering Workshop)	<input type="checkbox"/>			\$296.40 per diem per day	
Finance & Audit Committee Meeting	<input type="checkbox"/>			\$296.40 per diem per day	
Personnel Committee Meeting	<input type="checkbox"/>			\$296.40 per diem per day	
Ad Hoc Communications Meeting	<input type="checkbox"/>			\$296.40 per diem per day	
Collaborative Agency Meeting (BCV-Parks Admin)	<input type="checkbox"/>			\$296.40 per diem per day	
San Gorgonio Pass Water Alliance Meeting	<input type="checkbox"/>			\$296.40 per diem per day	
Special Board Meeting	<input type="checkbox"/>			\$296.40 per diem per day	
Director Training: _____	<input type="checkbox"/>			\$296.40 per diem per day	
Other: State of the District	<input type="checkbox"/>	8-14-24	Morongo Casino	\$296.40 per diem per day	
Other: _____	<input type="checkbox"/>			\$296.40 per diem per day	
Is this request to be paid on a meeting not listed under the current Policy? <input type="checkbox"/> Yes <input type="checkbox"/> No					
Expenses	Dates	Details			Amount
Transportation		<input type="checkbox"/> Taxi/Rental	<input type="checkbox"/> Air	<input type="checkbox"/> Other	\$
		<input type="checkbox"/> Taxi/Rental	<input type="checkbox"/> Air	<input type="checkbox"/> Other	\$
Own Car		Mileage at \$0.67 per mile (2024) _____ miles			\$
Lodging		Location: _____			\$
		Location: _____			\$
Meals		Not to exceed U.S. Dept of General Services, Policy No. 4070.7 / attached receipts for each			\$
Conference fees		Purpose			\$
		Purpose			\$
Other		Purpose			\$
		Purpose			\$
Subtotal					\$
Less amount paid by company					\$
Director Signature					Date 8-15-24
Approver Signature					Date

Please attach original receipts for all listed expenses, sign the form and send to the Accounting Department. See information at the back of this form for approved Per Diems and Expenses for Board Members

Beaumont-Cherry Valley Water District


Record of Board Member Expenses/Claim Form for Reimbursement
(Conferences, Meetings, Travels)

Name	Director Daniel Slawson			Division 3	Member ID- Director # 170
Email (optional)				Department- Board of Directors (110)	
BCVWD Meeting Type	Attended	Date	Location of Meeting	Amount	
Regular Board Meeting (including Engineering Workshop)	<input type="checkbox"/>			\$296.40 per diem per day	
Finance & Audit Committee Meeting	<input type="checkbox"/>			\$296.40 per diem per day	
Personnel Committee Meeting	<input type="checkbox"/>			\$296.40 per diem per day	
Ad Hoc Communications Meeting	<input type="checkbox"/>			\$296.40 per diem per day	
Collaborative Agency Meeting (BCV-Parks Admin)	<input type="checkbox"/>			\$296.40 per diem per day	
San Gorgonio Pass Water Alliance Meeting	<input type="checkbox"/>			\$296.40 per diem per day	
Special Board Meeting	<input type="checkbox"/>			\$296.40 per diem per day	
Director Training: _____	<input type="checkbox"/>			\$296.40 per diem per day	
Other: SGPWA Meeting	<input checked="" type="checkbox"/>	8-19-24	SGPWA/zoom	\$296.40 per diem per day	
Other: _____	<input type="checkbox"/>			\$296.40 per diem per day	
Is this request to be paid on a meeting not listed under the current Policy? <input type="checkbox"/> Yes <input type="checkbox"/> No					
Expenses	Dates	Details			Amount
Transportation		<input type="checkbox"/> Taxi/Rental	<input type="checkbox"/> Air	<input type="checkbox"/> Other	\$
		<input type="checkbox"/> Taxi/Rental	<input type="checkbox"/> Air	<input type="checkbox"/> Other	\$
Own Car		Mileage at \$0.67 per mile (2024) _____ miles			\$
Lodging		Location: _____			\$
		Location: _____			\$
Meals		Not to exceed U.S. Dept of General Services, Policy No. 4070.7 / attached receipts for each			\$
Conference fees		Purpose			\$
		Purpose			\$
Other		Purpose			\$
		Purpose			\$
Subtotal					\$
Less amount paid by company					\$
Director Signature					Date 8-20-24
Approver Signature					Date

Please attach original receipts for all listed expenses, sign the form and send to the Accounting Department. See information at the back of this form for approved Per Diems and Expenses for Board Members

Beaumont-Cherry Valley Water District


Record of Board Member Expenses/Claim Form for Reimbursement
(Conferences, Meetings, Travels)

Name	Director Daniel Slawson			Division 3	Member ID- Director # 170
Email (optional)				Department- Board of Directors (110)	
BCVWD Meeting Type	Attended	Date	Location of Meeting	Amount	
Regular Board Meeting (including Engineering Workshop)	<input type="checkbox"/>			\$296.40 per diem per day	
Finance & Audit Committee Meeting	<input type="checkbox"/>			\$296.40 per diem per day	
Personnel Committee Meeting	<input type="checkbox"/>			\$296.40 per diem per day	
Ad Hoc Communications Meeting	<input type="checkbox"/>			\$296.40 per diem per day	
Collaborative Agency Meeting (BCV-Parks Admin)	<input type="checkbox"/>			\$296.40 per diem per day	
San Gorgonio Pass Water Alliance Meeting	<input type="checkbox"/>			\$296.40 per diem per day	
Special Board Meeting	<input type="checkbox"/>			\$296.40 per diem per day	
Director Training: _____	<input type="checkbox"/>			\$296.40 per diem per day	
Other: Urban Water Institute	<input checked="" type="checkbox"/>	8-21/22/23	Paradise Point San Diego	\$296.40 per diem per day	
Other: _____	<input type="checkbox"/>			\$296.40 per diem per day	
Is this request to be paid on a meeting not listed under the current Policy? <input type="checkbox"/> Yes <input type="checkbox"/> No					
Expenses	Dates	Details			Amount
Transportation		<input type="checkbox"/> Taxi/Rental	<input type="checkbox"/> Air	<input type="checkbox"/> Other	\$
		<input type="checkbox"/> Taxi/Rental	<input type="checkbox"/> Air	<input type="checkbox"/> Other	\$
Own Car	8-21/8-23	Mileage at \$0.67 per mile (2024) 206 miles			\$ 138.02
Lodging		Location:			\$
		Location:			\$
Meals		Not to exceed U.S. Dept of General Services, Policy No. 4070.7 / attached receipts for each			\$
Conference fees		Purpose			\$
		Purpose			\$
Other		Purpose			\$
		Purpose			\$
Subtotal					\$
Less amount paid by company					\$
Director Signature					Date 8-24-24
Approver Signature					Date

Please attach original receipts for all listed expenses, sign the form and send to the Accounting Department. See information at the back of this form for approved Per Diems and Expenses for Board Members

Beaumont-Cherry Valley Water District


Record of Board Member Expenses/Claim Form for Reimbursement
(Conferences, Meetings, Travels)

Name	Director David Hoffman			Division	5	Member ID- Director #	178
Email (optional)				Department- Board of Directors (110)			
BCVWD Meeting Type	Attended	Date	Location of Meeting	Amount			
Regular Board Meeting (including Engineering Workshop)	<input type="checkbox"/>			\$296.40 per diem per day			
Finance & Audit Committee Meeting	<input type="checkbox"/>			\$296.40 per diem per day			
Personnel Committee Meeting	<input type="checkbox"/>			\$296.40 per diem per day			
Ad Hoc Communications Meeting	<input type="checkbox"/>			\$296.40 per diem per day			
Collaborative Agency Meeting (BCV-Parks Admin)	<input type="checkbox"/>			\$296.40 per diem per day			
San Geronio Pass Water Alliance Meeting	<input type="checkbox"/>			\$296.40 per diem per day			
Special Board Meeting	<input type="checkbox"/>			\$296.40 per diem per day			
Director Training:	<input type="checkbox"/>			\$296.40 per diem per day			
Other: Beaumont Chamber Breakfast	<input checked="" type="checkbox"/>	8-10-24	Noble Creek Park	\$296.40 per diem per day			
Other:	<input type="checkbox"/>			\$296.40 per diem per day			
Is this request to be paid on a meeting not listed under the current Policy? <input type="checkbox"/> Yes <input type="checkbox"/> No							
Expenses	Dates	Details					Amount
Transportation		<input type="checkbox"/> Taxi/Rental	<input type="checkbox"/> Air	<input type="checkbox"/> Other			\$
		<input type="checkbox"/> Taxi/Rental	<input type="checkbox"/> Air	<input type="checkbox"/> Other			\$
Own Car		Mileage at \$0.67 per mile (2024) _____ miles					\$
Lodging		Location: _____					\$
		Location: _____					\$
Meals		Not to exceed U.S. Dept of General Services, Policy No. 4070.7 / attached receipts for each					\$
Conference fees		Purpose _____					\$
		Purpose _____					\$
Other		Purpose _____					\$
		Purpose _____					\$
Subtotal						\$	
Less amount paid by company						\$	
Director Signature						Date	8-13-24
Approver Signature						Date	

Please attach original receipts for all listed expenses, sign the form and send to the Accounting Department. See information at the back of this form for approved Per Diems and Expenses for Board Members

Beaumont-Cherry Valley Water District

Record of Board Member Expenses/Claim Form for Reimbursement
(Conferences, Meetings, Travels)

Name	Director Andy Ramirez			Division	1	Member ID- Director #	193
Email (optional)				Department-	Board of Directors (110)		
BCVWD Meeting Type	Attended	Date	Location of Meeting	Amount			
Regular Board Meeting (including Engineering Workshop)	<input type="checkbox"/>			\$296.40 per diem per day			
Finance & Audit Committee Meeting	<input type="checkbox"/>			\$296.40 per diem per day			
Personnel Committee Meeting	<input type="checkbox"/>			\$296.40 per diem per day			
Ad Hoc Communications Meeting	<input type="checkbox"/>			\$296.40 per diem per day			
Collaborative Agency Meeting (BCV-Parks Admin)	<input type="checkbox"/>			\$296.40 per diem per day			
San Gorgonio Pass Water Alliance Meeting	<input type="checkbox"/>			\$296.40 per diem per day			
Special Board Meeting	<input type="checkbox"/>			\$296.40 per diem per day			
Director Training: <u>Urban Water Inst. Conf</u>	<input checked="" type="checkbox"/>	8/21-23	San Diego	\$296.40 per diem per day			
Other: <u>CSDA: Demystifying LAFCos</u>	<input checked="" type="checkbox"/>	8/13	Online	\$296.40 per diem per day			
Other: _____	<input type="checkbox"/>			\$296.40 per diem per day			
Is this request to be paid on a meeting not listed under the current Policy? <input type="checkbox"/> Yes <input type="checkbox"/> No							
Expenses	Dates	Details				Amount	
Transportation		<input type="checkbox"/> Taxi/Rental	<input type="checkbox"/> Air	<input type="checkbox"/> Other	\$		
		<input type="checkbox"/> Taxi/Rental	<input type="checkbox"/> Air	<input type="checkbox"/> Other	\$		
Own Car	8/21-23	Mileage at \$0.67 per mile (2024) 240 miles				\$ 160.80	
Lodging		Location:				\$	
		Location:				\$	
Meals	8/21-23	Not to exceed U.S. Dept of General Services, Policy No. 4070.7 / attached receipts for each				\$ 148.37	
Conference fees		Purpose				\$	
		Purpose				\$	
Other		Purpose				\$	
		Purpose				\$	
Subtotal						\$	
Less amount paid by company						\$	
Director Signature						Date 8/23/24	
Approver Signature						Date	

Please attach original receipts for all listed expenses, sign the form and send to the Accounting Department. See information at the back of this form for approved Per Diems and Expenses for Board Members

Beaumont-Cherry Valley Water District

Record of Board Member Expenses/Claim Form for Reimbursement
(Conferences, Meetings, Travels)

Name	Director Lona Williams	Division 2	Member ID- Director # 214
Email (optional)	Department- Board of Directors (110)		
BCVWD Meeting Type	Attended	Date	Location of Meeting
Regular Board Meeting (including Engineering Workshop)	<input type="checkbox"/>		
Finance & Audit Committee Meeting	<input type="checkbox"/>		
Personnel Committee Meeting	<input type="checkbox"/>		
Ad Hoc Communications Meeting	<input type="checkbox"/>		
Collaborative Agency Meeting (BCV-Parks Admin)	<input type="checkbox"/>		
San Geronio Pass Water Alliance Meeting	<input type="checkbox"/>		
Special Board Meeting	<input type="checkbox"/>		
Director Training:	<input type="checkbox"/>		
Other: <u>BIA 2024 Water Conf.</u>	<input checked="" type="checkbox"/>	<u>8/9/24</u>	<u>Ontario CA</u>
Other:	<input type="checkbox"/>		

Is this request to be paid on a meeting not listed under the current Policy? Yes No

Expenses	Dates	Details	Amount
Transportation		<input type="checkbox"/> Taxi/Rental <input type="checkbox"/> Air <input type="checkbox"/> Other <input type="checkbox"/> Taxi/Rental <input type="checkbox"/> Air <input type="checkbox"/> Other	296.40
Own Car	<u>8/9/24</u>	Mileage at \$0.67 per mile (2024) <u>90</u> miles <u>RT</u>	\$ <u>60.30</u>
Lodging		Location: _____	\$
Meals		Not to exceed U.S. Dept of General Services, Policy No. 4070.7 / attached receipts for each	\$
Conference fees		Purpose _____	\$
		Purpose _____	\$
Other		Purpose _____	\$
		Purpose _____	\$
Subtotal			\$ <u>356.70</u>
Less amount paid by company			\$
Director Signature			Date <u>8/9/24</u>
Approver Signature			Date _____

Please attach original receipts for all listed expenses, sign the form and send to the Accounting Department. See information at the back of this form for approved Per Diems and Expenses for Board Members

Beaumont-Cherry Valley Water District

Record of Board Member Expenses/Claim Form for Reimbursement
(Conferences, Meetings, Travels)

Name	Director Lona Williams	Division 2 Member ID- Director # 214
Email (optional)		Department- Board of Directors (110)

BCVWD Meeting Type	Attended	Date	Location of Meeting	Amount
Regular Board Meeting (including Engineering Workshop)	<input type="checkbox"/>			\$296.40 per diem per day
Finance & Audit Committee Meeting	<input type="checkbox"/>			\$296.40 per diem per day
Personnel Committee Meeting	<input type="checkbox"/>			\$296.40 per diem per day
Ad Hoc Communications Meeting	<input type="checkbox"/>			\$296.40 per diem per day
Collaborative Agency Meeting (BCV-Parks Admin)	<input type="checkbox"/>			\$296.40 per diem per day
San Geronimo Pass Water Alliance Meeting	<input type="checkbox"/>			\$296.40 per diem per day
Special Board Meeting	<input type="checkbox"/>			\$296.40 per diem per day
Director Training:	<input type="checkbox"/>			\$296.40 per diem per day
Other: <u>ACWA Reg 9 Meeting</u>	<input checked="" type="checkbox"/>	<u>8/13/24</u>	<u>Wilson Creek Winery Temecula CA</u>	\$296.40 per diem per day
Other:	<input type="checkbox"/>			\$296.40 per diem per day

Is this request to be paid on a meeting not listed under the current Policy? Yes No

Expenses	Dates	Details	Amount
Transportation		<input type="checkbox"/> Taxi/Rental <input type="checkbox"/> Air <input type="checkbox"/> Other <input type="checkbox"/> Taxi/Rental <input type="checkbox"/> Air <input type="checkbox"/> Other	296.40
Own Car	<u>8/13/24</u>	Mileage at \$0.67 per mile (2024) <u>72</u> miles <u>RT</u>	\$ 48.24
Lodging		Location:	\$
Meals		Not to exceed U.S. Dept of General Services, Policy No. 4070.7 / attached receipts for each	\$
Conference fees		Purpose	\$
		Purpose	\$
Other		Purpose	\$
		Purpose	\$

Subtotal \$ 344.64

Less amount paid by company \$

Director Signature

Approver Signature

Date 8/13/24

Date

Please attach original receipts for all listed expenses, sign the form and send to the Accounting Department. See information at the back of this form for approved Per Diems and Expenses for Board Members

Beaumont-Cherry Valley Water District

Record of Board Member Expenses/Claim Form for Reimbursement

(Conferences, Meetings, Travels)

Name	Director Lona Williams		Division	2	Member ID- Director #	214
Email (optional)			Department-	Board of Directors (110)		
BCVWD Meeting Type	Attended	Date	Location of Meeting	Amount		
Regular Board Meeting (including Engineering Workshops)	<input type="checkbox"/>			\$296.40 per diem per day		
Finance & Audit Committee Meeting	<input type="checkbox"/>			\$296.40 per diem per day		
Personnel Committee Meeting	<input type="checkbox"/>			\$296.40 per diem per day		
Ad Hoc Communications Meeting	<input type="checkbox"/>			\$296.40 per diem per day		
Collaborative Agency Meeting (BCV-Parks Admin)	<input type="checkbox"/>			\$296.40 per diem per day		
San Geronimo Pass Water Alliance Meeting	<input type="checkbox"/>			\$296.40 per diem per day		
Special Board Meeting	<input type="checkbox"/>			\$296.40 per diem per day		
Director Training:	<input type="checkbox"/>			\$296.40 per diem per day		
Other: <u>Urban Water Institute</u>	<input checked="" type="checkbox"/>	<u>8/21-23/2024</u>	<u>San Diego</u>	\$296.40 per diem per day <u>3 days</u>		
Other: <u>2024 Water Conference</u>	<input type="checkbox"/>			\$296.40 per diem per day		

Is this request to be paid on a meeting not listed under the current Policy? Yes No

Expenses	Dates	Details			Amount
Transportation		<input type="checkbox"/> Taxi/Rental	<input type="checkbox"/> Air	<input type="checkbox"/> Other	\$
		<input type="checkbox"/> Taxi/Rental	<input type="checkbox"/> Air	<input type="checkbox"/> Other	\$
Own Car	<u>8/21-23/24</u>	Mileage at \$0.67 per mile (2024) <u>204</u> miles <u>RT</u>			\$ <u>136.68</u>
Lodging		Location:			\$
		Location:			\$
Meals	<u>8/21-23/24</u>	to exceed U.S. Dept of General Services, Policy No. 4070.7 / attached receipts for each			\$ <u>42.13</u>
Conference Fees		Purpose			\$
		Purpose			\$
Other		Purpose			\$
		Purpose			\$
Subtotal					\$ <u>1068.01</u>
Less amount paid by company					\$
Director Signature					Date <u>8/23/2024</u>
Approver Signature					Date

Please attach original receipts for all listed expenses, sign the form and send to the Accounting Department. See information at the back of this form for approved Per Diem and Expenses for Board Members



**Beaumont-Cherry Valley Water District
Finance and Audit Committee Meeting
October 03, 2024**

Item 5

STAFF REPORT

TO: Finance and Audit Committee

FROM: Finance and Administration

SUBJECT: Acknowledge Receipt of the Low-Income Household Water Assistance Program (LIHWAP) Partnership Award from the Community Action Partnership of Riverside County

Staff Recommendation

Acknowledge Beaumont-Cherry Valley Water District's (BCVWD) receipt of the Low-Income Household Water Assistance Program (LIHWAP) Partnership Award from the Community Action Partnership of Riverside County and approve to forward to the full Board of Directors to file and receive at the next meeting.

Executive Summary

Community Action Partnership of Riverside County established the LIHWAP Partnership Award to recognize agencies who received funds through the LIHWAP grant to help low-income households pay residential water and sewer bills. The District participated in the LIHWAP program and received \$46,698.48, spread over 3 years and 150 accounts, towards outstanding balances for water utility customers to avoid the disconnection of service for non-payment.

Background

LIHWAP was funded by the federal government and administered by the California Department of Community Services and Development (CSD). The program was established by Congress in December 2020 to address the growing concern of water affordability among low-income families. Through LIHWAP, CSD worked with local government and nonprofit organizations to help qualifying low-income households receive a one-time payment of up to \$2,000 to pay for past due water and wastewater bills, thus preventing service disconnections and ensuring families have access to safe drinking water. The District submitted an application for participation in the program in April 2022 and was approved for participation in July of that year.

In order to increase awareness about the program to District customers, information about the program was posted on the District website, language highlighting the program was added to invoices, and a script was created for customer service staff to be well-equipped to assist customers in person or over the phone. Additionally, flyers were created by staff highlighting LIHWAP, as well as payment and payment plan options, that were available in the office for distribution, as well as being attached to the disconnection notice tags. Customer Service staff, including all field staff, were presented with the program information and encouraged to highlight the County program as they interacted with customers.

The federal funding for the program ended in 2023 and the County of Riverside released the final round of funding in March of 2024. In total, the LIHWAP grant awarded \$46,698.48 to BCVWD towards the balances of 150 account holders, helping them avoid disconnection of service. The



award received not only acknowledges Staff's efforts in implementing and managing the program, but also serves as a validation of the positive outcomes achieved through the assistance provided.

Fiscal Impact

No additional fiscal impact.

Attachments

1. Low Income Household Water Assistance Program (LIHWAP) Partnership Award

Staff Report prepared by Sandra Delgadillo, Customer Service Supervisor



CERTIFICATE OF APPRECIATION

Proudly Presented To

Beaumont-cherry Valley Water District

For your partnership, commitment and contribution to the success of
Low Income Household Water Assistance Program (LIWAP)

August 22, 2024

Karla López del Río

Karla López del Río
Executive Director



**Beaumont-Cherry Valley Water District
Finance and Audit Committee Meeting
October 5, 2024**

Item 6

STAFF REPORT

TO: Finance and Audit Committee

FROM: Finance and Administration

SUBJECT: Policy Tracking Matrix Progress

Staff Recommendation

Approve the policies pending review in the next one to two months as identified on Table 3, Policies to Work on for Subsequent Meetings, or direct staff as desired.

Background

At the June 6, 2024 meeting, staff recommended the approval of adding the Policy Tracking Matrix Dashboard to the Finance and Audit Committee agenda. The dashboard highlights the summary of policies approved and drafted, and those policies that staff are working on for subsequent meetings. The Committee approved said dashboard and reporting updates.

Discussion

Table 1-Summary of Policy Approval Tracking (All Policies)

Department	On Matrix	Draft Created	Committee / Board Reviewed Drafts	Board Adopted	% Complete
Board Administration ¹	25	25	22	22	88.00%
Engineering ²	8	7	0	0	0.00%
Finance	15	14	6	5	33.33%
Human Resources	69	69	66	64	86.96%
Information Technology ³	52	52	0	0	0.00%
Operations ⁴	0	0	0	0	0.00%
TOTALS	169	167	94	87	51.48%

(1) Previously "Administration", but added clarifier that is specific to the Board of Directors

(2) Added 4 policies previously identified as Operations

(3) Increased total policy count by 33 Cybersecurity related policies

(4) Removed 4 policies as policy topics align with Engineering activities instead

Table 2-Recommended Policies to be added to the Policy Matrix

Item	Policy Subject	Policy Contents
None		



Table 3-Policies To Work on for Subsequent Meetings

Item	Policy No.	Priorities Listed	Draft Size	Selected for Processing	Estimated Committee Presentation
1	5050	Customer Payment Arrangements	1 page	August	November
2	6020	Claims Against the District	3 pages	August	November
3	5080	Purchasing	4 pages	July	November
4	5085	Disposal of Surplus Equipment	1 page	August	December
5	5075	Credit Card Usage	1 page	July	December

Fiscal Impact

There is no fiscal impact.

Attachments

1. Policy Approval Tracking Matrix

Staff Report prepared by Sylvia Molina, Assistant Director of Finance and Administration

**Policy Approval Tracking
BCVWD Policy Manual Project**

Policy Number	New Policy Number	Section	Policy Name	HR's Recommendation Responsible Department	Drafted by BCVWD Staff	Approved by Legal Counsel	Presented to Committee	Provisionally Approved by Committee	Presented to Board of Directors	Approved by Board of Directors	Adoption Date	Resolution Number
1	1000	General	Definitions	Redundant	Yes	2/16/2021	2/22/2021	2/22/2021	4/14/2021	4/14/2021	4/14/2021	21-006
	1000		Definitions	Human Resources	Additional Edits	6/28/2021	7/19/2021	7/20/2021	10/13/2021	10/13/2021	10/13/2021	21-018
2	1005	General	Contractual Provisions	Human Resources	Yes	2/16/2021	2/22/2021	2/22/2021	4/14/2021	4/14/2021	4/14/2021	21-006
N/A	1010	General	Policy Manual	Redundant	Yes	2/16/2021	2/22/2021	2/22/2021	4/14/2021	4/14/2021	4/14/2021	21-006
	1010		Policy Manual	Human Resources	Additional Edits	Separate Report	N/A	N/A-directed to Board	3/9/2022	3/9/2022	3/9/2022	22-006
3	2000	Administration	Equal Opportunity	Human Resources	Yes	3/15/2021	3/22/2021	3/22/2021	4/14/2021	4/14/2021	4/14/2021	21-006
4	2005	Administration	Affirmative Action	Human Resources	Yes	Recommend to Remove	3/22/2021	3/22/2021	4/14/2021	4/14/2021	4/14/2021	21-006
5	2010	Administration	Access to Personnel Records	Human Resources	Yes	3/15/2021	3/22/2021	3/22/2021	4/14/2021	4/14/2021	4/14/2021	21-006
6	2015	Administration	Harassment	Human Resources	Yes	1/2/2024	1/16/2024	1/16/2024	2/14/2024	2/14/2024	2/14/2024	24-006
7	2020	Administration	Sexual Harassment	Human Resources	Yes	3/15/2021	3/22/2021	3/22/2021	4/14/2021	4/14/2021	4/14/2021	21-006
N/A	2025	Administration	Whistleblower Protection	Human Resources	Yes	3/15/2021	3/22/2021	3/22/2021	4/14/2021	4/14/2021	4/14/2021	21-006
8	3000	Personnel	Employee Status	Human Resources	Yes	4/12/2021	7/19/2021	7/20/2021	10/13/2021	10/13/2021	10/13/2021	21-018
N/A	3001	Personnel	Employee Information and Emergency	Human Resources	Yes	4/12/2021	6/21/2021	6/21/2021	10/13/2021	10/13/2021	10/13/2021	21-018
N/A	3002	Personnel	Employee Groups	Human Resources	Yes	4/12/2021	5/17/2021	5/17/2021	10/13/2021	10/13/2021	10/13/2021	21-018
N/A	3003	Personnel	Employment Agreements	Removed	Yes	5/10/2022	5/17/2022	Tabled				
9	3005	Personnel	Compensation	Human Resources	Yes	7/13/2021	7/19/2021	7/20/2021	10/13/2021	10/13/2021	10/13/2021	21-018
N/A	3006	Personnel	Prevailing Wage-Public Works Contractor-	Human Resources	Yes	7/13/2021	9/20/2021	9/20/2021	10/13/2021	10/13/2021	10/13/2021	21-018
10 & 49	3010	Personnel	Employee Performance Evaluation	Human Resources	Yes	7/13/2021	9/20/2021	9/20/2021	10/13/2021	10/13/2021	10/13/2021	21-018
11	3015	Personnel	Performance Evaluation-General	Human Resources	Yes	8/3/2021	9/20/2021	9/20/2021	10/13/2021	10/13/2021	10/13/2021	21-018
12	3020	Personnel	Health and Welfare Benefits	Human Resources	Yes	5/10/2022	5/17/2022	5/17/2022	6/8/2022	6/8/2022	6/8/2022	22-019
13	3025	Personnel	Pay Periods	Human Resources	Yes	10/12/2021	11/15/2021	11/15/2021	5/11/2022	5/11/2022	5/11/2022	22-016
14	3030	Personnel	Gift Acceptance Guidelines	Human Resources	Yes	12/10/2021	4/19/2022	4/19/2022	5/11/2022	5/11/2022	5/11/2022	22-016
15	3035	Personnel	Outside Employment	Human Resources	Yes	10/12/2021	4/19/2022	4/19/2022	5/11/2022	5/11/2022	5/11/2022	22-016
16	3040	Personnel	Letters of Recommendation	Human Resources	Yes	6/28/2024	7/16/2024	7/16/2024	8/14/2024	8/14/2024	8/14/2024	24-012
17	3045	Personnel	Executive Officer	Removed	Yes	7/29/2024	8/20/2024	Tabled				
18	3050	Personnel	Volunteer Personnel Workers'	Human Resources	Yes	5/2/2024	6/18/2024	7/16/2024	8/14/2024	8/14/2024	8/14/2024	24-012
19	3055	Personnel	Work Hours, Overtime, and Standby	Human Resources	Yes	6/14/2022	7/19/2022	7/19/2022 with revisions	9/14/2022	9/14/2022	9/14/2022	22-028
20	3060	Personnel	Continuity of Service	Human Resources	Yes	4/8/2024	4/16/2024	4/16/2024	5/16/2024	5/16/2024	5/16/2024	24-007
20 (incorrect)	3065	Personnel	Reduction in Force	Human Resources	Yes	5/2/2024	6/18/2024	6/18/2024	7/10/2024	7/10/2024	7/10/2024	24-010
21	3070	Personnel	Holidays	Human Resources	Yes	1/2/2024	1/16/2024	1/16/2024	2/14/2024	2/14/2024	2/14/2024	24-002
22	3075	Personnel	Vacation	Human Resources	Yes	11/8/2022	1/17/2023	1/17/2023	2/8/2023	2/8/2023	2/8/2023	23-005
24	3085	Personnel	Sick Leave	Human Resources	Yes	4/8/2024	1/16/2024	4/16/2024	5/16/2024	5/16/2024	5/16/2024	24-007
25	3090	Personnel	Family and Medical Leave	Human Resources	Yes	8/31/2022	10/18/2022	Move to Board for	12/14/2022	12/14/2022	12/14/2022	22-043
26	3095	Personnel	Pregnancy Disability Leave	Human Resources	Yes	9/1/2022	9/20/2022	9/20/2022	12/14/2022	12/14/2022	12/14/2022	22-043
N/A	3096	Personnel	Lactation Accommodation	Human Resources	Yes	8/25/2022	9/20/2022	9/20/2022	12/14/2022	12/14/2022	12/14/2022	22-043
27	3100	Personnel	Bereavement Leave	Human Resources	Yes	5/10/2022	5/17/2022	5/17/2022	6/8/2022	6/8/2022	6/8/2022	22-019
28	3105	Personnel	Personal Leave of Absence	Human Resources	Yes	6/28/2024	7/16/2024	7/16/2024	8/14/2024	8/14/2024	8/14/2024	24-012
29	3110	Personnel	Jury and Witness Duty	Human Resources	Yes	10/5/2023	10/17/2023	11/21/2023	12/13/2023	12/13/2023	1/10/2024	23-031
N/A	3111	Personnel	Leave for Crime Victims and Family	Human Resources	Yes	9/29/2022	10/18/2022	10/18/2022	12/14/2022	12/14/2022	12/14/2022	22-043
30	3115	Personnel	Return to Work Policy	Human Resources	Yes	1/11/2023	1/17/2023	1/17/2023	2/8/2023	2/8/2023	2/8/2023	23-005
31	3120	Personnel	Occupational Injury and Illness	Human Resources	Yes	1/11/2023	1/17/2023	1/17/2023	2/8/2023	2/8/2023	2/8/2023	23-005
N/A	3121	Personnel	Infectious Disease Control	Human Resources	Yes	2/2/2023	2/21/2023	2/21/2023	3/15/2023	3/15/2023	3/15/2023	23-009
N/A	3122	Personnel	Workplace Violence	Human Resources	Yes	1/2/2024	1/16/2024	1/16/2024	2/14/2024	2/14/2024	2/14/2024	24-002
N/A	3123	Personnel	Asset Protection and Fraud	Removed	Yes							
32	3125	Personnel	Uniforms and Protective Clothing	Human Resources	Yes	3/14/2023	3/21/2023	4/18/2023	5/10/2023	5/10/2023	5/10/2023	23-013
33	3130	Personnel	Employee Training, Education and	Human Resources	Yes	6/29/2024	7/16/2024	8/20/2024				
34	3135	Personnel	Occupational Certification and	Human Resources	Yes	6/14/2022	8/16/2022	8/16/2022	9/17/2022	9/17/2022	9/14/2022	22-028
N/A	3136	Personnel	Succession and Workforce Planning	Human Resources	Yes							
35	3140	Personnel	Respiratory Protection Program	Human Resources	Yes	6/29/2024	7/16/2024	7/16/2024	8/14/2024	8/14/2024	8/14/2024	24-012
36	3145	Personnel	Driver Training and Record Review	Human Resources	Yes	3/14/2023	3/21/2023	3/21/2023	4/12/2023	4/12/2023	4/12/2023	23-010
37	3150	Personnel	District Vehicle Usage	Human Resources	Yes	2/5/2024	3/19/2024	4/16/2024	5/16/2024	5/16/2024	5/16/2024	24-007
38	3151	Personnel	Personal Vehicle Usage	Human Resources	Yes	2/5/2024	3/19/2024	3/19/2024	4/10/2024	4/10/2024	4/10/2024	24-006
39	3160	Personnel	HIPAA Compliance and Security Officer	Human Resources	Yes	5/2/2024	6/18/2024	6/18/2024	7/10/2024	7/10/2024	7/10/2024	24-010
41	3170	Personnel	Smoke Free Workplace and Tobacco	Human Resources	Yes	2/5/2024	3/19/2024	3/19/2024	4/10/2024	4/10/2024	4/10/2024	24-006
42	3175	Personnel	Disciplinary Action or Terminations	Human Resources	Yes	6/29/2024	7/16/2024	8/20/2024				
Proposed	3176	Personnel	Transfers and Voluntary Demotion	Human Resources	Yes	6/29/2024						
43	3180	Personnel	Nepotism-Employment of Relatives	Human Resources	Yes	4/8/2024	4/16/2024	6/18/2024	7/10/2024	7/10/2024	7/10/2024	24-010

Priority Legend:
Yellow Highlight = Highest Priority
Light Blue Highlight = Lowest Priority

**Policy Approval Tracking
BCVWD Policy Manual Project**

Policy Number	New Policy Number	Section	Policy Name	HR's Recommendation Responsible Department	Drafted by BCVWD Staff	Approved by Legal Counsel	Presented to Committee	Provisionally Approved by Committee	Presented to Board of Directors	Approved by Board of Directors	Adoption Date	Resolution Number
44	3185	Personnel	Employee Separation	Human Resources	Yes	5/2/2024	6/18/2024	6/18/2024	7/10/2024	7/10/2024	7/10/2024	24-010
45	3190	Personnel	Internet, E-Mail, and Electronic	Removed	Yes		N/A	Direct to Full Board				
N/A	3191	Personnel	Electronic Signature Policy	Removed	No		N/A	Direct to Full Board				
46	3195	Personnel	Cellular Telephone Usage	Removed	Yes		N/A	Direct to Full Board				
47	3200	Personnel	Grievance Procedures	Human Resources	Yes	5/2/2024	6/18/2024	6/18/2024	7/10/2024	7/10/2024	7/10/2024	24-010
48	3205	Personnel	Substance Abuse	Human Resources	Yes	12/6/2021	4/19/2022	4/19/2022	5/11/2022	5/11/2022	5/11/2022	22-016
N/A	3206	Personnel	FMCSA Clearinghouse Registration	Human Resources	No	12/6/2021	4/19/2022	4/19/2022	5/11/2022	5/11/2022	5/11/2022	22-016
50	3215	Personnel	Personnel Action Form (PAF)	Human Resources	Yes	4/8/2024	4/16/2024	4/16/2024	5/16/2024	5/16/2024	5/16/2024	24-007
51	3220	Personnel	Recruitment, Selection and Onboarding	Human Resources	Yes	2/5/2024	3/19/2024	3/19/2024	4/10/2024	4/10/2024	4/10/2024	24-006
N/A	3225	Personnel	Employee Leave Donation Program and	Human Resources	Yes	2019	2019	2019	10/9/2019	10/9/2019	10/9/2019	19-011
N/A	3230	Personnel	Workers' Compensation	Human Resources	Yes	5/9/2023	5/16/2023	5/16/2023	6/14/2023	6/14/2023	6/14/2023	23-017
N/A	3231	Personnel	Accommodations for Disability	Human Resources	No	5/9/2023	5/16/2023	5/16/2023	6/14/2023	6/14/2023	6/14/2023	23-017
N/A	3235	Personnel	Military Leave	Human Resources	Yes	6/14/2023	8/15/2023	11/21/2023	12/13/2023	12/13/2023	1/10/2024	23-031
N/A	3240	Personnel	Dress Code and Personal Standards	Human Resources	Yes	4/8/2024	4/16/2024	4/16/2024	5/16/2024	5/16/2024	5/16/2024	24-007
N/A	2245	Personnel	Non-Solicitation	Removed	No							
N/A	3250	Personnel	Telecommuting	Removed	No	Tabled						
N/A	3255	Personnel	Miscellaneous Leave of Absences	Human Resources	No							
N/A	3260	Personnel	Time off to Vote	Redundant	No							
1	4005	Board of Directors	Basis of Authority	Administration	Yes		N/A	Direct to Board (Ad Hoc?)				
2	4010	Board of Directors	Members of the Board of Directors	Administration	Yes		N/A	Direct to Board (Ad Hoc?)				
3	4015	Board of Directors	Committees of the Board of Directors	Administration	Yes		N/A	Direct to Board (Ad Hoc?)				
4	4020	Board of Directors	Board President	Administration	Yes		N/A	Direct to Board (Ad Hoc?)				
5	4025	Board of Directors	Board Meetings	Administration	Yes	Verbal Review during	N/A	Directed to Full Board	12/8/2021	12/8/2021	1/11/2023	2023-02
6	4030	Board of Directors	Board Meeting Agendas	Administration	Yes		N/A	Direct to Board (Ad Hoc?)				
7	4035	Board of Directors	Board Meeting Conduct	Administration	Yes		N/A	Direct to Board (Ad Hoc?)				
8	4040	Board of Directors	Board Actions and Decisions	Administration	Yes		N/A	Direct to Board (Ad Hoc?)				
9	4045	Board of Directors	Attendance at Meetings	Administration	Yes		N/A	Direct to Board (Ad Hoc?)				
10	4050	Board of Directors	Minutes of Board Meetings	Administration	Yes		N/A	Direct to Board (Ad Hoc?)				
11	4055	Board of Directors	Rules of Order for Board and	Administration	Yes		N/A	Direct to Board (Ad Hoc?)				
12	4060	Board of Directors	Training, Education and Conferences	Administration	Yes	6/30/2021	N/A	Directed to Full Board	7/14/2021	7/14/2021	7/14/2021	2021-12
13 & 16	4065	Board of Directors	Remuneration, Director Per Diem Fees	Administration	Yes	6/30/2021	N/A	Directed to Full Board	7/14/2021	Revisions Requested on	7/14/2021	2021-12
14	4070	Board of Directors	Payment of Expenses Incurred on	Administration	Yes		N/A	Direct to Board (Ad Hoc?)				
15	4075	Board of Directors	Expenditure Reimbursement	Administration	Yes		N/A	Direct to Board (Ad Hoc?)				
17	4080	Board of Directors	Membership in Associations	Administration	Yes		N/A	Direct to Board (Ad Hoc?)				
18	4085	Board of Directors	Ethics Training	Administration	Yes		N/A	Direct to Board (Ad Hoc?)				
N/A	4086	Board of Directors	Anti-Harassment Training	Administration	No		N/A	Direct to Board (Ad Hoc?)				
19	4090	Board of Directors	Code of Ethics	Administration	Yes		N/A	Direct to Board (Ad Hoc?)				
20	4095	Board of Directors	Ethics Policy	Administration	Yes		N/A	Direct to Board (Ad Hoc?)				
N/A	4100	Board of Directors	Electronic Communications and Data	Removed	Yes	6/28/2021	N/A	Directed to Full Board	7/14/2021	7/14/2021	7/14/2021	2021-11
1	5005	Operations	Emergency Preparedness	Human Resources	Yes	7/29/2024	8/20/2024	8/20/2024				
2	5010	Operations	Emergency Response Guideline for Hostile or Violent Incidents	Human Resources	Yes	11/8/2022	11/15/2022	11/15/2022	12/14/2022	12/14/2022	12/14/2022	22-043
3	5015	Operations	Computer and Business Continuity	Removed	Yes							
4	5020	Operations	Environmental Health and Safety	Human Resources	Yes	7/29/2024	8/20/2024	8/20/2024				
5	5025	Operations	Illness and Injury Prevention Program	Human Resources	Yes							
6	5030	Operations	Budget Preparation	Finance	Yes	11/8/2022	11/15/2022	11/15/2022	12/14/2022	12/14/2022	12/14/2022	22-043
N/A	5031	Operations	User Fee Cost Recovery	Finance	Yes	11/15/2022	N/A	N/A	12/14/2022	12/14/2022	12/14/2022	22-039
7	5035	Operations	Fixed-Asset Accounting Control	Finance	Yes		N/A	Direct to Full Board				
8	5040	Operations	Fixed-Asset Capitalization	Finance	Yes		N/A	Direct to Full Board				
9	5045	Operations	Investment of District Funds	Finance	Yes	11/15/2023	N/A	N/A	12/13/2023	12/13/2023	12/13/2023	23-030
N/A	5046	Operations	Other Post-Employment Benefits	Finance	Yes	5/10/2022	N/A	8/1/2024	8/14/2024	8/14/2024	8/14/2024	24-012
N/A	5047	Finance	Pension Funding	Finance	Yes	8/10/2023	8/1/2024	8/1/2024	8/14/2024	8/14/2024	8/14/2024	24-012
10	5050	Operations	Customer Payment Arrangements	Finance	Yes		N/A	Direct to Full Board				
11	5055	Operations	Employment of Consultants and	Finance	Yes							
12	5060	Operations	Employment of Outside Contractors	Finance	Yes							
13	5065	Engineering	Easement Abandonment	Engineering	Yes		N/A	Direct to Full Board				

Priority Legend:
Yellow Highlight = Highest Priority
Light Blue Highlight = Lowest Priority

**Policy Approval Tracking
BCVWD Policy Manual Project**

Policy Number	New Policy Number	Section	Policy Name	HR's Recommendation Responsible Department	Drafted by BCVWD Staff	Approved by Legal Counsel	Presented to Committee	Provisionally Approved by Committee	Presented to Board of Directors	Approved by Board of Directors	Adoption Date	Resolution Number
14	5066	Engineering	Easement Acceptance	Engineering	No		N/A	Direct to Full Board				
15	5070	Engineering	Encroachment Permits	Engineering	Yes		N/A	Direct to Full Board				
16	5075	Operations	Credit Card Usage	Finance	Yes		8/1/2024					
17	5080	Operations	Purchasing	Finance	Yes		N/A	Direct to Full Board				
N/A	5081	Operations	Contract Review Policy	Removed	No		N/A	Direct to Full Board				
18	5085	Operations	Disposal of Surplus Property or	Finance	Yes							
19	5090	Operations	Records Retention	Administration	Yes	4/28/2023	4/18/2023	5/16/2023	6/14/2023	6/14/2023	6/14/2023	2023-17
N/A	5095	Operations	District Residences and Facility	Human Resources	Yes	7/21/2020	6/21/2021	Requested edits, sent to	Requested Edits	10/28/2021	10/28/2021	21-019
N/A	5100	Operations	Press Relations and Social Media	Information Technology	Yes	1/11/2022	4/19/2022	4/19/2022	5/11/2022	5/11/2022	5/11/2022	2022-016
3	5105	Miscellaneous	Public Complaints	Finance	Yes		N/A	Direct to Full Board				
4	5110	Miscellaneous	Claims Against the District	Finance	Yes		N/A	Direct to Full Board				
6	5115	Engineering	District Standards for the Furnishing of	Engineering	Yes		N/A	Direct to Full Board				
7	5120	Miscellaneous	Environmental Review Guidelines	Engineering	Yes		N/A	Direct to Full Board				
8	5125	Miscellaneous	Annexation	Engineering	Yes		N/A	Direct to Full Board				
9	5130	Miscellaneous	Construction Requirements	Engineering	Yes		N/A	Direct to Full Board				
1	6005	Miscellaneous	Purpose of Board Policies	Administration	Yes		N/A	Direct to Board (Ad Hoc?)				
2	6010	Miscellaneous	Adoption, Amendment of Policies	Administration	Yes		N/A	Direct to Full Board				
5	6015	Miscellaneous	Public Records	Administration	Yes	4/28/2023	4/18/2023	5/16/2023	6/14/2023	6/14/2023	6/14/2023	2023-17
N/A	6020	Miscellaneous	Copying Public Documents	Administration	Yes		N/A	Direct to Full Board				
N/A	7001	Information Technology	Acceptable Use Policy	Information Technology	Yes			Board Closed Session				
N/A	7002	Information Technology	Access Control Policy	Information Technology	Yes			Board Closed Session				
N/A	7003	Information Technology	IT Hardware and Software	Information Technology	Yes			Board Closed Session				
N/A	7004	Information Technology	Workstations, Servers, and Network	Information Technology	Yes			Board Closed Session				
N/A	7005	Information Technology	Asset Management Policy	Information Technology	Yes			Board Closed Session				
N/A	7006	Information Technology	Backup and Disaster Recovery Policy	Information Technology	Yes			Board Closed Session				
N/A	7007	Information Technology	Bring Your Own Device (BYOD) Policy	Information Technology	Yes			Board Closed Session				
N/A	7008	Information Technology	Change Management Policy	Information Technology	Yes			Board Closed Session				
N/A	7009	Information Technology	Cloud Computing Policy	Information Technology	Yes			Board Closed Session				
N/A	7010	Information Technology	Third-Party Risk Assessment Policy	Information Technology	Yes			Board Closed Session				
N/A	7011	Information Technology	Configuration Management Policy	Information Technology	Yes			Board Closed Session				
N/A	7012	Information Technology	Cybersecurity Policy	Information Technology	Yes			Board Closed Session				
N/A	7013	Information Technology	Data Breach Notification Policy	Information Technology	Yes			Board Closed Session				
N/A	7014	Information Technology	Data Classification Policy	Information Technology	Yes			Board Closed Session				
N/A	7015	Information Technology	Email and Communication Policy	Information Technology	Yes			Board Closed Session				
N/A	7016	Information Technology	Encryption Policy	Information Technology	Yes			Board Closed Session				
N/A	7017	Information Technology	Incident Response Policy	Information Technology	Yes			Board Closed Session				
N/A	7018	Information Technology	Information Security Policy	Information Technology	Yes			Board Closed Session				
N/A	7019	Information Technology	Internet and Social Media Policy	Information Technology	Yes			Board Closed Session				
N/A	7020	Information Technology	Mobile Device Management Policy	Information Technology	Yes			Board Closed Session				
N/A	7021	Information Technology	Network Security Policy	Information Technology	Yes			Board Closed Session				
N/A	7022	Information Technology	Password Policy	Information Technology	Yes			Board Closed Session				
N/A	7023	Information Technology	Patch Management Policy	Information Technology	Yes			Board Closed Session				
N/A	7024	Information Technology	Physical Security Policy	Information Technology	Yes			Board Closed Session				
N/A	7025	Information Technology	Privacy Policy	Information Technology	Yes			Board Closed Session				
N/A	7026	Information Technology	Remote Access Policy	Information Technology	Yes			Board Closed Session				
N/A	7027	Information Technology	Risk Management Policy	Information Technology	Yes			Board Closed Session				
N/A	7028	Information Technology	Security Awareness and Training Policy	Information Technology	Yes			Board Closed Session				
N/A	7029	Information Technology	Server Management Policy	Information Technology	Yes			Board Closed Session				
N/A	7030	Information Technology	Social Engineering Policy	Information Technology	Yes			Board Closed Session				
N/A	7031	Information Technology	Software Development Policy	Information Technology	Yes			Board Closed Session				
N/A	7032	Information Technology	Third-Party Vendor Management Policy	Information Technology	Yes			Board Closed Session				
N/A	7033	Information Technology	Wireless Network Security Policy	Information Technology	Yes			Board Closed Session				
N/A	7034	Information Technology	IT Asset Disposal (ITAD) or Electronic	Information Technology	Yes			Board Closed Session				
N/A	7035	Information Technology	Drone Policy	Information Technology	Yes			Board Closed Session				
N/A	7036	Information Technology	Asset Protection and Fraud Policy	Information Technology	Yes			Board Closed Session				
N/A	7037	Information Technology	Electronic Signature Policy	Information Technology	Yes			Board Closed Session				
N/A	7038	Information Technology	Cellular Telephone Usage Policy	Information Technology	Yes			Board Closed Session				
N/A	7039	Information Technology	Electronic Communications and Data	Information Technology	Yes			Board Closed Session				

Priority Legend:
Yellow Highlight = Highest Priority
Light Blue Highlight = Lowest Priority

