



BEAUMONT-CHERRY VALLEY WATER DISTRICT
560 Magnolia Avenue, Beaumont, CA 92223

**NOTICE AND AGENDA
MEETING OF THE FINANCE AND AUDIT COMMITTEE
of the Board of Directors**

*This meeting is hereby noticed pursuant to
California Government Code Section 54950 et. seq.*

Thursday, September 5, 2024 – 3:00 p.m.
560 Magnolia Avenue, Beaumont, CA 92223

TELECONFERENCE NOTICE

*The BCVWD F&A Committee members will attend in person
at the BCVWD Administrative Office.*

*The meeting is available to the public via Zoom video teleconference
To access the Zoom conference, use the link below:*

<https://us02web.zoom.us/j/81357113079?pwd=QTZYV2RZTVBNQ1lqQ2FkTEpXNFdUUT09>

To telephone in, please dial: (669) 900-9128
Enter Meeting ID: 813 5711 3079
Enter Passcode: 346756

*For Public Comment, use the “Raise Hand” feature if on the video call when
prompted. If dialing in, please dial *9 to “Raise Hand” when prompted*

*BCVWD provides remote attendance options primarily as a matter of
convenience to the public. Unless a Board member is attending
remotely pursuant to provisions of GC 54953 et. seq., BCVWD will not
stop or suspend its in-person public meeting should a technological
interruption occur with respect to the Zoom teleconference or call-in
line listed on the agenda. Members of the public are encouraged to
attend BCVWD meetings in person at the above address, or remotely
using the options listed.*

Meeting materials will be available on the BCVWD’s website:
<https://bcvwd.gov/document-category/fa-committee-agendas/>

FINANCE & AUDIT COMMITTEE MEETING – SEPT. 5, 2024

CALL TO ORDER

ROLL CALL

	David Hoffman, Chair
	Lona Williams

	John Covington (alternate)
--	-----------------------------------

PUBLIC COMMENT

PUBLIC COMMENT: RAISE HAND OR PRESS *9 for Public Comment or to request to speak when prompted. At this time, any person may address the Finance and Audit Committee on matters within its jurisdiction which are not on the agenda. However, any non-agenda matters that require action will be referred to staff for a report and possible action at a subsequent meeting. Please limit your comments to three minutes. Sharing or passing time to another speaker is not permitted.

ACTION ITEMS

- 1. Adjustments to the Agenda:** In accordance with Government Code Section 54954.2, additions to the agenda require a 2/3 vote of the legislative body, or if less than 2/3 of the members are present, a unanimous vote of those members present, which makes the determination that there is a need to take action, and the need to take action arose after the posting of the agenda.
 - a. Item(s) to be removed or continued from the Agenda
 - b. Emergency Item(s) to be added to the Agenda
 - c. Changes to the order of the agenda
- 2. Review and Acceptance of the Minutes of the Finance and Audit Committee**
Minutes may be accepted by consensus
The regular meeting of July 3, 2024 was canceled
 - a. August 1, 2024 Regular Meeting (pages 4 - 8)
- 3. Receive and File the Check Register for the Month of July 2024** (pages 9-29)
- 4. Financial Reports/Recommendations**
 - a. Review of the July 2024 Budget Variance Reports (pages 30 - 41)
 - b. Review of the July 31, 2024 Cash and Investment Balance Report (pages 42 - 68)
 - c. Review of Check Register for the Month of August 2024 (pages 69 - 88)
 - d. Review of August 2024 Invoices Pending Approval (pages 89 - 90)
- 5. Expense and Per Diem Compensation Claims Submitted for Approval** (pages 91 - 106)

6. Policies and Procedures Manual Updates / Revisions (no updates)

7. Update on Policy Tracking Matrix (pages 107 - 112)

ANNOUNCEMENTS

- Personnel Committee meeting: Tuesday, Sept. 17 at 5:30 p.m.
- Special Board meeting: Wednesday, Sept. 18 at 6 p.m.
- San Geronio Pass Regional Water Alliance: Wednesday, Sept. 25 at 5 p.m.
- Engineering Workshop: Thursday, Sept. 26 at 6 p.m.
- Finance & Audit Committee meeting: Thursday, Oct. 3 at 3 p.m.

ADJOURNMENT

AVAILABILITY OF AGENDA MATERIALS - Agenda exhibits and other writings that are disclosable public records distributed to all or a majority of the members of the Beaumont-Cherry Valley Water District Finance and Audit Committee in connection with a matter subject to discussion or consideration at a meeting of the Finance and Audit Committee are available for public inspection in the District's office, at 560 Magnolia Avenue, Beaumont, California ("District Office") during business hours, Monday through Thursday from 7:30 a.m. to 5 p.m. If such writings are distributed to members of the Board less than 72 hours prior to the meeting, they will be available from the District Office at the same time or within 24 hours' time as they are distributed to all or a majority of the Board of Directors, except that if such writings are distributed one hour prior to, or during the meeting, they can be made available in the Board Room at the District Office. Materials may also be available on the District's website: www.bcvwd.gov.

REVISIONS TO THE AGENDA - In accordance with §54954.2(a) of the Government Code (Brown Act), revisions to this Agenda may be made up to 72 hours before the Finance and Audit Committee Meeting, if necessary, after mailings are completed. Interested persons wishing to receive a copy of the set Agenda may pick one up at the District Office, located at 560 Magnolia Avenue, Beaumont, California, up to 72 hours prior to the Finance and Audit Committee Meeting.

REQUIREMENTS RE: DISABLED ACCESS - In accordance with Government Code §54954.2(a), requests for a disability related modification or accommodation, including auxiliary aids or services, in order to attend or participate in a meeting, should be made to the District Office, at least 48 hours in advance of the meeting to ensure availability of the requested service or accommodation. The District Office may be contacted by telephone at (951) 845-9581, email at info@bcvwd.gov or in writing at the Beaumont-Cherry Valley Water District, 560 Magnolia Avenue, Beaumont, California 92223.

CERTIFICATION OF POSTING

A copy of the foregoing notice was posted near the regular meeting place of the Finance and Audit Committee of the Beaumont-Cherry Valley Water District and to its website at least 72 hours in advance of the meeting (Government Code §54954.2(a)).



BEAUMONT-CHERRY VALLEY WATER DISTRICT
560 Magnolia Avenue, Beaumont, CA 92223

MINUTES OF THE FINANCE AND AUDIT COMMITTEE MEETING
Thursday, August 1, 2024 at 3:00 p.m.

CALL TO ORDER

Chair Hoffman called the meeting to order at 3:06 p.m.

Attendance

Directors present:	Director Hoffman and Director Williams
Directors absent:	None
Staff present:	General Manager Dan Jagers Director of Information Technology Robert Rasha Director of Operations James Bean Assistant Director of Finance and Administration Sylvia Molina Water Utility Supervisor Julian Herrera Management Analyst II Erica Gonzales Management Analyst I Edith Garcia Customer Service Representative II Ericka Enriquez Executive Assistant Lynda Kerney
Members of the public:	None

PUBLIC COMMENT: *None.*

ACTION ITEMS

1. Adjustments to the Agenda: *None.*
2. Review and Acceptance of the Minutes of the Finance and Audit Committee
 - a. June 6, 2024 Regular Meeting
 - b. July 11, 2024 Special Meeting

The Committee accepted the minutes of the June 6, 2024 and July 11, 2024 meetings by the following vote:

MOVED: Williams	SECONDED: Hoffman	APPROVED 2-0
AYES:	Hoffman, Williams	
NOES:	None	
ABSTAIN:	None	
ABSENT:	None	

Chair Hoffman requested staff advise when reimbursement funds are received from the County of Riverside.

3. Receive and file the Check Register for the Month of June 2024

The Committee received and filed the Check Register as presented by the following vote:

MOVED: Hoffman	SECONDED: Williams	APPROVED 2-0
AYES:	Hoffman, Williams	
NOES:	None	
ABSTAIN:	None	
ABSENT:	None	

4. Financial Reports/Recommendations

- a. Review of the June 2024 Budget Variance Reports
- b. Review of the June 30, 2024 Cash and Investment Balance Report
- c. Review of Check Register for the Month of July 2024
- d. Review of July 2024 Invoices Pending Approval

Staff highlighted and/or responded to committee inquiries about the following items:

- Grant revenue received is greater than the budgeted amount due to the AMR/AMI project
- Staff explained the expense for accrued sick leave as a portion of costs which all departments have
- Advertising / Legal Notices expense for the Notice Inviting Bids
- Administrative expenses of \$7,000 for title reports for Engineering
- Election expenses for filing and an incorrectly applied charge for conference attendance
- LAIF transfer to the Wells Fargo account due to large payments to CalPERS
- Chandler Investments rate of return is still higher than average at 2.63 percent
- SC Fuels: synthetic oil for high horsepower well motors
- Leadership Development Training for upper management: professional development recommended by legal counsel
- Earthtec algaecide for Noble Creek Recharge Facility ponds
- Southern California Edison aggregated bills for wells; some charges broken out for wells shared with the City of Banning
- Core & Main: \$8,031.31 for approximately 100 meter assembly lock on / lock off for new development, as requested by the Fire Marshal
- Semi-annual stocking of chlorine tablets: staff obtains vendor quotes but has specific product requirements
- Venomous snake safety training for staff
- Reconditioned shipping container purchased for use as field office storage

The Committee recommended presenting Items 4a through 4d to the Board for approval by the following vote:

MOVED: Hoffman	SECONDED: Williams	APPROVED 2-0
AYES:	Hoffman, Williams	
NOES:	None	
ABSTAIN:	None	
ABSENT:	None	

5. Expense and Per Diem Compensation Claims Submitted for Approval

The Committee reviewed the Expense and Per Diem Compensation Claims. The claims were approved by the following vote:

MOVED: Williams	SECONDED: Hoffman	APPROVED 2-0
AYES:	Hoffman, Williams	
NOES:	None	
ABSTAIN:	None	
ABSENT:	None	

6. Quarterly Report: Year-To-Date Analysis of Electric Cost to Pump Groundwater

General Manager Jagers reported that Southern California Edison preliminary estimated rates for wells have increased to 52 cents per unit of sale, and the current pass-through is 49 cents. He provided detail on pumping affecting electric use and components of the rate. An analysis and adjustment of the pass-through will be needed, and a recommendation may come to the Board in the fall. Chair Hoffman concurred and emphasized the District should assure the rate covers costs.

7. Quarterly Report: Review of District Contract Expenditures in Fiscal Year 2024

Assistant Director of Finance and Administration Sylvia Molina presented the report showing Board approved contracts, expenses to date, and how much remains.

Director Williams asked if the workforce / succession planning activity was complete. Ms. Molina indicated it just has not yet been closed out.

8. Quarterly Report: 2024 Year to Date Title Report Requests

Ms. Molina noted this is a requested report. Most hit the budget in June when payment was made. They were generated by Engineering and an administrative account was created for these charges.

9. Policies and Procedures Manual Updates / Revisions

a. Policy 5047 Pension Funding

Ms. Molina noted this policy was established to create a formal method for investment of funds for long-term pension expense and is to be reviewed periodically. The only change is removal of the initial deposit, as this has already been made. Neither legal counsel nor the actuary recommended further changes.

b. Policy 5075 Credit Card Usage

Ms. Molina introduced a few changes to the existing policy. She reminded that the Purchasing Policy will also be evaluated and will come forward for review. She noted that the policy includes language that District credit cards will not be issued to members of the Board, but such issuance had been requested. There are internal controls consideration, and it will not be able to be changed in the policy until those are established.

Mr. Jagers added that the revision of the Policy Manual Part II Section 14K in 2019 created a conflict with the Policy 5075 language. He discussed some nuances related to credit card issuance. He pointed out the specific language in conflict and explained that staff applies the policies evenly across the Board and said he would prefer to find a solution that limits the distribution of credit cards to help assure adherence to expense policy.

Ms. Molina suggested applying 5075 to staff and a different policy covering the Board. Mr. Jagers noted that Director Williams has requested update to Policy 4065.

Director Williams noted that Section 5075.3 needs to be further clarified regarding declining of credit cards.

The Committee indicated there appears to be no urgency and directed staff to bring Policy 5075 back for further review.

The Committee recommended presenting Item 9a to the Board for approval by the following vote:

MOVED: Williams	SECONDED: Hoffman	APPROVED 2-0
AYES:	Hoffman, Williams	
NOES:	None	
ABSTAIN:	None	
ABSENT:	None	

10. Update on Policy Tracking Matrix

Ms. Molina advised the Committee on the policy revision work and noted progress made.

ANNOUNCEMENTS

Chair Hoffman pointed out the following announcements:

- Beaumont Basin Watermaster Committee: Wednesday, Aug. 7 at 11 a.m.
- Regular Board meeting: Wednesday, Aug. 14 at 6 p.m.
- Personnel Committee meeting: Tuesday, Aug. 20 at 5:30 p.m.
- Engineering Workshop: Thursday, Aug. 29 at 6 p.m.

- District office will be closed on Monday, Sept. 2 in observation of Labor Day
- Finance & Audit Committee meeting: Thursday, Sept. 5 at 3 p.m.

ADJOURNMENT: 4:25 P.M.

DRAFT UNTIL APPROVED

David Hoffman, Chairman
to the Finance and Audit Committee of the Beaumont-Cherry Valley Water District

DRAFT

Accounts Payable

Checks by Date - Detail by Check Date

User: wclayton
 Printed: 7/29/2024 11:18 AM

Beaumont-Cherry Valley Water District

560 Magnolia Avenue
 Beaumont California 92223
 (951) 845-9581
<https://bcvwd.gov>



Check No	Vendor No Invoice No	Vendor Name Description	Check Date	Check Amount
ACH	10085 1002674963 1002674963 1002674963 1002674963 1002674963 1002674963 1002674963 1002674963	CalPERS Retirement System PR Batch 00001.07.2024 CalPERS 8.25% EE PEPRA PR Batch 00001.07.2024 EE Buyback PR Batch 00001.07.2024 CalPERS 8% ER Paid PR Batch 00001.07.2024 CalPERS 1% ER Paid PR Batch 00001.07.2024 CalPERS ER PEPRA PR Batch 00001.07.2024 CalPERS 8% EE Paid PR Batch 00001.07.2024 CalPERS 7% EE Deduction PR Batch 00001.07.2024 CalPERS ER Paid Classic	07/03/2024	7,388.21 138.38 1,129.28 198.11 7,594.20 1,890.75 1,386.84 10,102.21
Total for this ACH Check for Vendor 10085:				29,827.98
ACH	10087 0-834-190-096 0-834-190-096	EDD PR Batch 00001.07.2024 CA SDI PR Batch 00001.07.2024 State Income Tax	07/03/2024	1,759.85 6,555.79
Total for this ACH Check for Vendor 10087:				8,315.64
ACH	10094 270458544790804 270458544790804 270458544790804 270458544790804 270458544790804	U.S. Treasury PR Batch 00001.07.2024 Medicare Employer Portion PR Batch 00001.07.2024 FICA Employee Portion PR Batch 00001.07.2024 Federal Income Tax PR Batch 00001.07.2024 FICA Employer Portion PR Batch 00001.07.2024 Medicare Employee Portion	07/03/2024	2,347.72 10,038.51 15,453.96 10,038.51 2,347.72
Total for this ACH Check for Vendor 10094:				40,226.42
ACH	10141 48813079 48813094	Ca State Disbursement Unit PR Batch 00001.07.2024 Garnishment PR Batch 00001.07.2024 Garnishment	07/03/2024	288.46 379.84
Total for this ACH Check for Vendor 10141:				668.30
ACH	10203 VP1450PP14 2024	Voya Financial PR Batch 00001.07.2024 Deferred Comp	07/03/2024	450.00
Total for this ACH Check for Vendor 10203:				450.00
ACH	10264 1002674960 1002674960 1002674960 1002674960	CalPERs Supplemental Income Plans PR Batch 00001.07.2024 CalPERS 457 % PR Batch 00001.07.2024 CalPERS 457 PR Batch 00001.07.2024 ROTH-Post-Tax PR Batch 00001.07.2024 100% Contribution	07/03/2024	35.20 2,281.50 275.00 273.72
Total for this ACH Check for Vendor 10264:				2,865.42
ACH	10984 1719936576414	MidAmerica Administrative & Retirement Solutions PR Batch 00001.07.2024 401(a) Deferred Comp	07/03/2024	1,176.28
Total for this ACH Check for Vendor 10984:				1,176.28
ACH	11152 792218	Sterling Health Services, Inc PR Batch 00001.07.2024 Flexible Spending Account (PT)	07/03/2024	541.67
Total for this ACH Check for Vendor 11152:				541.67

Check No	Vendor No Invoice No	Vendor Name Description	Check Date	Check Amount
ACH	10138 HW201 Jun 2024	ARCO Business Solutions ARCO Fuel Charges 06/25-07/01/2024	07/03/2024	2,553.44
Total for this ACH Check for Vendor 10138:				2,553.44
2247	11155 2024-7	CICCS PR Batch 00001.07.2024 Emp Assistance Program	07/03/2024	97.41
Total for Check Number 2247:				97.41
2248	10387 PP14 2024	Franchise Tax Board PR Batch 00001.07.2024 Garnishment FTB	07/03/2024	109.03
Total for Check Number 2248:				109.03
Total for 7/3/2024:				86,831.59
ACH	10087 0-090-162-960 0-090-162-960 0-090-162-960 0-090-162-960	EDD PR Batch 00006.07.2024 State Income Tax PR Batch 00007.07.2024 CA SDI PR Batch 00006.07.2024 CA SDI PR Batch 00007.07.2024 State Income Tax	07/08/2024	257.68 6.34 19.07 8.66
Total for this ACH Check for Vendor 10087:				291.75
ACH	10094 270459132034991 270459132034991 270459132034991 270459132034991 270459132034991 270459132034991 270459132034991 270459132034991 270459132034991 270459132034991	U.S. Treasury PR Batch 00006.07.2024 FICA Employer Portion PR Batch 00007.07.2024 Federal Income Tax PR Batch 00007.07.2024 FICA Employer Portion PR Batch 00006.07.2024 Medicare Employer Portion PR Batch 00006.07.2024 FICA Employee Portion PR Batch 00007.07.2024 Medicare Employee Portion PR Batch 00006.07.2024 Federal Income Tax PR Batch 00007.07.2024 Medicare Employer Portion PR Batch 00006.07.2024 Medicare Employee Portion PR Batch 00007.07.2024 FICA Employee Portion	07/08/2024	252.34 19.75 35.77 59.02 252.34 8.37 581.27 8.37 59.02 35.77
Total for this ACH Check for Vendor 10094:				1,312.02
ACH	10141 48877796	Ca State Disbursement Unit PR Batch 00006.07.2024 Garnishment	07/08/2024	288.46
Total for this ACH Check for Vendor 10141:				288.46
2251	10387 Final 2024	Franchise Tax Board PR Batch 00006.07.2024 Garnishment FTB	07/08/2024	109.03
Total for Check Number 2251:				109.03
2252	10205 Final 2024	Riverside County Sheriff PR Batch 00006.07.2024 Garnishment Riv Cnty Sheriff	07/08/2024	99.81
Total for Check Number 2252:				99.81
Total for 7/8/2024:				2,101.07
ACH	10288 155565998 155565998 155565998 155565998 155566014 155566014	CalPERS Health Fiscal Services Division Admin Fee for Retired Emp Health Ins July 2024 Admin Fee for Health Ins July 2024 Retired Employees Health Ins July 2024 Active Employees Health Ins July 2024 Active Non CalPers Member Health Ins July 2024 Admin Fee Non CalPers Member Health Ins July 2024	07/10/2024	20.44 251.09 2,545.58 78,466.84 2,250.07 7.20
Total for this ACH Check for Vendor 10288:				83,541.22

Check No	Vendor No Invoice No	Vendor Name Description	Check Date	Check Amount
15266	10272 06302024 06302024	Babcock Laboratories Inc 1 Speciation Sample 74 Coliform Water Samples	07/11/2024	104.04 3,850.22
Total for Check Number 15266:				3,954.26
15267	10283 06252024	BCVWD Custodian of Petty Cash Dish Soap - 560 Magnolia	07/11/2024	7.43
Total for Check Number 15267:				7.43
15268	10271 06302024 06302024 06302024 06302024 06302024 06302024 06302024 06302024 06302024 06302024 06302024 06302024	Beaumont Ace Home Center General Supplies Transmission & Distribution Small Tools Supplies Small Tools, Parts, & Maintenance Production Small Tools Supplies Maint & Repair - General Equip Supplies Maint & Repair - Pipeline & Hydrants Supplies Maint & Repair - General Building Supplies Maint & Repair - 12th/Palm Supplies General Safety Supplies Maint & Repair - Pumping Equip Supplies Meter Maint & Service Supplies Fleet Maintenance Supplies	07/11/2024	98.08 239.92 5.38 42.22 46.38 543.77 23.15 89.42 429.44 1,677.12 103.18 6.44
Total for Check Number 15268:				3,304.50
15269	10929 1381	Brent Billingsley (ICS) (96) 60 lb Buckets of Accu-Tab Chlorine Tablets	07/11/2024	18,950.40
Total for Check Number 15269:				18,950.40
15270	11075 210351 210354	Bonafide Enterprises INC Labor - Kenworth/ Dumptruck Labor - 06 Econoline	07/11/2024	145.00 145.00
Total for Check Number 15270:				290.00
15271	11161 INV00379804 INV00379805	Boot Barn Holdings Boot Voucher Reimbursement - J Petruscu Boot Voucher Reimbursement - L Lomeli	07/11/2024	200.00 200.00
Total for Check Number 15271:				400.00
15272	10969 WC-500297 WC-500297 WC-500297 WC-500297	California Barricade Rentals Inc Keep Left Cone Sign 11x13.25 Bike Lane Closed Cone Sign 11x13.25 Keep Right Cone Sign 11x13.25 No Pedestrian Crossing Symbol Cone Sign 11x13.25	07/11/2024	68.50 68.50 68.50 68.50
Total for Check Number 15272:				274.00
15273	10774 168181 168183 168186	Jesus Camacho (25) Truck Washes May 2024 (25) Truck Washes May 2024 (25) Truck Washes May 2024	07/11/2024	310.00 310.00 310.00
Total for Check Number 15273:				930.00
15274	10822 33156412 33156412 33156412 33156413 33156413	Canon Financial Services, Inc Meter Usage - 05/01-06/31/2024 Contract Charge - 06/01-06/30/2024 - 851 E 6th St Meter Usage - 05/01-05/31/2024 Meter Usage - 05/01-05/31/2024 Contract Charge - 06/01-06/30/2024 - 12th/Palm	07/11/2024	616.36 238.56 138.63 0.72 235.78
Total for Check Number 15274:				1,230.05

Check No	Vendor No Invoice No	Vendor Name Description	Check Date	Check Amount
15275	10614 46853 46853	Cherry Valley Automotive Labor- Oil/Filters - Unit52/OD 9,629 Oil/Filters - Unit52/OD 9,629	07/11/2024	24.00 120.42
Total for Check Number 15275:				144.42
15276	10016 07102024 261701 May-Jun	City of Beaumont Plan Check Deposit - Elm Ave Water Pipeline Replacement PLP 091 Monthly Sewer Charges 05/01-07/01/2021	07/11/2024	6,370.00 454.18
Total for Check Number 15276:				6,824.18
15277	10313 AC0000002127 AC0000002127	County of Riverside - Auditor Controller LAFCO FY25 Admin Fees LAFCO FY25 Fees	07/11/2024	176.21 3,892.60
Total for Check Number 15277:				4,068.81
15278	10772 7958 7988	CV Strategies Strategic Communication Services -May 2024 Strategic Communication Services - June 2024	07/11/2024	2,915.00 1,345.00
Total for Check Number 15278:				4,260.00
15279	11228 137 137	D I Ready Cleaning Service, Inc July 2024 Janitorial Services for 560 Magnolia July 2024 Janitorial Services for 851 E 6th St	07/11/2024	1,030.00 290.00
Total for Check Number 15279:				1,320.00
15280	10942 0005477949 0005484655 0005484656	Diamond Environmental Services LP Basin Handwash Station Rental - 39500 Brookside 06/24-07/21/2024 (1) Rental and Service Portable Restroom (2) Rental and Service Handicap Portable Restroom	07/11/2024	151.69 95.33 341.55
Total for Check Number 15280:				588.57
15281	11194 202404079	Dudek Well Siting & Feasibility Study - May 2024	07/11/2024	295.00
Total for Check Number 15281:				295.00
15282	10244 011641000	Fiserv Inc Customer Returned Check Reimbursement	07/11/2024	20.00
Total for Check Number 15282:				20.00
15283	10600 07052024	Gaicho Pest Control Inc. NCR I Rodent Control July 2024	07/11/2024	1,000.00
Total for Check Number 15283:				1,000.00
15284	10174 2479795	GFOA 2025 GOFA Membership Dues - W Clayton	07/11/2024	160.00
Total for Check Number 15284:				160.00
15285	10303 9158480849 9169325942 9170574744	Grainger Inc (1) 42 inch Exhaust Fan for Well 29 Well 29 - V-Belt Pulley for Air Inlet Fan Coupler Lock: Universal 1 7/8 in 2 5/16in 2in 2 (Keys)	07/11/2024	919.28 90.62 242.05
Total for Check Number 15285:				1,251.95

Check No	Vendor No Invoice No	Vendor Name Description	Check Date	Check Amount
15286	10968 33922	Great Place to Work Institute, Inc Analyze Package 02/02/2024 - 02/01/2025	07/11/2024	3,670.00
Total for Check Number 15286:				3,670.00
15287	11230 631530-4333085	Healthpointe Medical Group, Inc Pre-Employment Testing	07/11/2024	190.00
Total for Check Number 15287:				190.00
15288	10995 25169 25169	Infinity Recycling & Materials Inc Class II Base- Service Line Repairs Class II Base- Main Line Repairs	07/11/2024	240.00 240.00
Total for Check Number 15288:				480.00
15289	10398 264984 264984 264985	Infosend, Inc June 2024 Processing Charges for Utility Billing June 2024 Postage Charges for Utility Billing June 2024 Supply Charges for Utility Billing	07/11/2024	1,098.84 802.71 6,070.52
Total for Check Number 15289:				7,972.07
15290	10809 5806 5806	Inner-City Auto Repair & Tires Labor - Mount Tires - John Deere Tractor Mount Tires - John Deere Tractor	07/11/2024	300.00 1,482.53
Total for Check Number 15290:				1,782.53
15291	10496 S-101417 S-101418 S-101518	John Borden Heating & Air Conditioning AC Maintenance - 560 Magnolia Ave AC Repair - 560 Magnolia Ave AC Repair - 560 Magnolia Ave	07/11/2024	145.00 345.00 514.00
Total for Check Number 15291:				1,004.00
15292	10647 07052024	Lynda Kerney Reimbursement - Internet Service for Remote Work	07/11/2024	574.99
Total for Check Number 15292:				574.99
15293	10678 06052024 06052024 06052024 06052024 06052024 06052024 06052024 06052024 06052024	Lawyers Title Company Title Report APN 413-460-060 PZ 2600-2400 NPW PRV Station Prelim Title Report APN 418-360-003 Pennsylvania Ave Easement & Rights Title Report APN 418-360-009 Pennsylvania Ave Easement & Rights Title Report APN 418-123-011 Pennsylvania Ave Easement & Rights Title Report APN 415-323-002 Stewart Park Easement Research Title Report APN 418-240-011 Pennsylvania Ave Easement & Rights Title Report APN 418-240-009 Pennsylvania Ave Easement & Rights Title Report APN 418-063-001 Stewart Park Easement Research Title Report APN 418-122-021 Pennsylvania Ave Easement & Rights	07/11/2024	750.00 750.00 750.00 825.00 900.00 750.00 750.00 750.00 750.00 825.00
Total for Check Number 15293:				7,050.00
15294	10429 58269 58270	Legend Pump & Well Service Inc Well 25 Service Call Well 19 Service Call	07/11/2024	370.00 624.00
Total for Check Number 15294:				994.00
15295	11100 13503637	Loomis Armored US, LLC Armored Truck Service - June 2024	07/11/2024	319.83
Total for Check Number 15295:				319.83

Check No	Vendor No Invoice No	Vendor Name Description	Check Date	Check Amount
15296	10148 22-50-RET	MCC Equipment Rentals Inc. Retention - 5th St Pipeline Replacement Project	07/11/2024	66,398.60
Total for Check Number 15296:				66,398.60
15297	10077 03242024	Michael Morales Boot Voucher Reimbursement - M Morales	07/11/2024	200.00
Total for Check Number 15297:				200.00
15298	11191 BCVWD053024 BCVWD06124 BCVWD061424 BCVWD061424	Noel Goetz Bee Removal from Meter Box Bee Removal from Meter Box Bee Removal from Meter Box Bee Removal from Meter Box	07/11/2024	225.00 225.00 225.00 225.00
Total for Check Number 15298:				900.00
15299	10990 06272024	Andy Ramirez Travel Reimbursement - WELL - A Ramirez 05/23/2024	07/11/2024	603.97
Total for Check Number 15299:				603.97
15300	10056 W0282035 W0282035	RDO Equipment Co. Trust# 80-5800 Parts - Backhoe Fleet Labor - Backhoe Fleet	07/11/2024	176.70 1,859.13
Total for Check Number 15300:				2,035.83
15301	11251 1528 1528	Reyes Transport, LLC Shipping - CalTrans Base Shipping - CalTrans Base	07/11/2024	1,040.00 1,040.00
Total for Check Number 15301:				2,080.00
15302	10223 248161	Richards, Watson & Gershon Legal Services May Board Approval 07/10/2024	07/11/2024	6,911.83
Total for Check Number 15302:				6,911.83
15303	10171 24-141635 24-92488	Riverside Assessor - County Recorder May 2024 Lien Fees Apr 2024 Lien Fees	07/11/2024	80.00 80.00
Total for Check Number 15303:				160.00
15304	10527 63606627 63720298 63758836 63762428 63790215 63795058 63803217	Robert Half Talent Solutions Engineering Admin Temp - 05/13-05/16/2024 Engineering Admin Temp - 06/10-06/13/2024 Finance Temp - 06/17-06/20/2024 Engineering Admin Temp - 06/17-06/20/2024 Engineering Admin Temp - 6/24-6/27/2024 Finance Temp - 06/24-06/27/2024 Engineering Admin Temp - 07/1-07/04/2024	07/11/2024	1,592.80 1,592.80 3,255.00 1,592.80 1,592.80 3,360.00 1,194.60
Total for Check Number 15304:				14,180.80
15305	10317 482119 482119	Robertson's Ready Mix Sand - Service Line Sand - Main Line	07/11/2024	367.71 367.72
Total for Check Number 15305:				735.43

Check No	Vendor No Invoice No	Vendor Name Description	Check Date	Check Amount
15306	10491 45003 75506	Rogers, Anderson, Malody & Scott, LLP Annual Audit Services FY 2023 - April 2024 Annual Audit Services FY 2023 - May 2024	07/11/2024	10,000.00 14,000.00
Total for Check Number 15306:				24,000.00
15307	10689 236171 236510	Safety Compliance Company Safety Meeting- Workplace Violence Training - 06/05/2024 Safety Meeting- Slips, Trips, and Falls Training - 06/18/2024	07/11/2024	400.00 250.00
Total for Check Number 15307:				650.00
15308	10290 24-00286 24-00292	San Gorgonio Pass Water Agency 837 AF @ \$399 for May 2024 367 AF @ \$399 for June 2024	07/11/2024	333,963.00 146,433.00
Total for Check Number 15308:				480,396.00
15309	10830 2651201-IN	SC Fuels (60 Gallons) Hydraulic Oil for Wells	07/11/2024	1,257.59
Total for Check Number 15309:				1,257.59
15310	11127 06302024	Cenica Smith Mileage Reimbursement - C Smith June 2024	07/11/2024	11.26
Total for Check Number 15310:				11.26
15311	11076 41016	Sophia Brooks Henson Leadership Development Training	07/11/2024	8,388.00
Total for Check Number 15311:				8,388.00
15312	10063 06302024	The Record Gazette Notice Inviting Bids - Landscape Maintenance Services	07/11/2024	438.00
Total for Check Number 15312:				438.00
15313	10668 17 17	Thomas Harder & Co Hydrogeological Consulting Services - Well 1A and 2A Hydrogeological Consulting Services - Well 1A and 2A	07/11/2024	443.13 443.12
Total for Check Number 15313:				886.25
15314	10424 469196 469196 469196 469196 469196 469196	Top-Line Industrial Supply, LLC BlackJack Multi Use Kit Tire W Bone Handle 1/4 Female NPT Air King 2- Lug End 150 PSI 1/4 Industrial Steel Coupler -1/4 FEE Male NPT 1/4 Industrial Plug -1/4 Male NPT Steel 3/8 25 Red Rubber Air Line 300 psi 1/4 NPT 1 1/2 NST Fire Hose Fog Nozzle W/ Bumber	07/11/2024	56.85 14.52 4.81 1.29 37.28 110.38
Total for Check Number 15314:				225.13
15315	10824 17798468 17798468	U-Line Sandbags- 12X20 White 100/ Bundle Hi-Vis Hydration Pack - Lime	07/11/2024	230.35 1,033.73
Total for Check Number 15315:				1,264.08
15316	11190 52168925	Univar Solutions USA, Inc (3) Earthtec for Recharge Ponds	07/11/2024	18,320.75
Total for Check Number 15316:				18,320.75

Check No	Vendor No Invoice No	Vendor Name Description	Check Date	Check Amount
15317	10651 40378 40378	Weldors Supply and Steel, Inc Acetylene 3 Flammable Gas Oxygen 80 Non- Flammable Gas	07/11/2024	68.83 23.36
Total for Check Number 15317:				92.19
15318	10742 PP09 2024	Andrew Becerra Reissue - PR Batch 00003.04.2024 Stipend	07/11/2024	75.00
Total for Check Number 15318:				75.00
Total for 7/11/2024:				704,796.23
ACH	10138 HW201 Jul 2024	ARCO Business Solutions ARCO Fuel Charges 07/02-07/08/2024	07/15/2024	1,625.93
Total for this ACH Check for Vendor 10138:				1,625.93
ACH	10743 21834	Townsend Public Affairs, Inc Consulting Services - July 2024	07/15/2024	5,000.00
Total for this ACH Check for Vendor 10743:				5,000.00
ACH	10030 700154530138Jun 700154530138Jun 700154530138Jun 700154530138Jun 700154530138Jun 700154530138Jun 700154530138May	Southern California Edison Electricity 05/17 - 06/17/2024 - 815 E 12th Ave Electricity 05/22 - 06/20/2024 - 9781 Avenida Miravilla Electricity 05/22 - 06/20/2024 - 560 Magnolia Ave Electricity 05/14 - 06/12/2024 - 851 E 6th St Electricity 05/17 - 06/20/2024 - Wells Electricity 05/22 - 06/20/2024 - Well 25 / WO 31030 Electricity 04/19-05/19/2024 - Well 6	07/15/2024	728.65 152.03 4,403.11 351.11 210,234.85 73,209.19 1,745.19
Total for this ACH Check for Vendor 10030:				290,824.13
ACH	10031 6003794192 6003794193 6003794194 6004246963 6004249765 6004249768 6004249775 6004621805 6005017309 6005017310 6005017311 6005017312 6005017313 6005625649 6005625650 6005625651 6005625652 6005625653	Staples Business Advantage Office Supplies Office Supplies Office Supplies IT Office Supplies Office Supplies Office Supplies Office Supplies Office Supplies Credit - Office Supplies Office Supplies Office Supplies Office Supplies Office Supplies IT Office Supplies Office Supplies Office Supplies Office Supplies Office Supplies IT Office Supplies	07/15/2024	35.22 53.86 297.33 41.26 5.27 70.12 24.33 105.82 -17.97 25.50 199.60 50.03 373.48 73.15 17.97 45.23 67.96 96.94
Total for this ACH Check for Vendor 10031:				1,565.10
ACH	10042 07132135000Jun	Southern California Gas Company Monthly Gas Charges 05/23-06/24/2024	07/15/2024	15.78
Total for this ACH Check for Vendor 10042:				15.78

Check No	Vendor No Invoice No	Vendor Name Description	Check Date	Check Amount
ACH	10052	Home Depot Credit Services	07/15/2024	
	06302024	Supplies - Unit 41 & 51		134.55
	06302024	Supplies - 560 Magnolia Ave		32.25
	06302024	Gas Cans - Weed Abatement		280.02
	06302024	Trimmer Line		167.90
	06302024	Light Bulbs - District Buildings		164.38
	06302024	Lights - 560 Magnolia Ave		179.44
	06302024	Supplies - Lawn Maintenance		113.07
	06302024	Landscape Maintenance		64.61
	06302024	Lights - 560 Magnolia Ave		164.38
	06302024	Gas Cans - Recharge Pumps		282.62
Total for this ACH Check for Vendor 10052:				1,583.22
ACH	10132	South Coast AQMD	07/15/2024	
	4348255	Fac ID 120877 AB2588 AQMD Fee July 2023 - June 2024		169.90
	4348645	Fac ID 129302 AB2588 AQMD Fee July 2023 - June 2024		169.90
	4348646	Fac ID 129305 AB2588 AQMD Fee July 2023 - June 2024		169.90
	4349233	Fac ID 140810 AB2588 AQMD Fee July 2023 - June 2024		169.90
	4349740	Fac ID 148118 AB2588 AQMD Fee July 2023 - June 2024		169.90
Total for this ACH Check for Vendor 10132:				849.50
ACH	10147	Online Information Services, Inc	07/15/2024	
	1264627	190 Credit Reports for Jun 2024		592.40
Total for this ACH Check for Vendor 10147:				592.40
ACH	10350	NAPA Auto Parts	07/15/2024	
	216911	Supplies - Dozer		77.55
	216944	Air Filter & Threadlocker - Unit 41		118.49
	216967	Shifter Cable Bushing - Unit17/OD99,208		17.77
	216992	Cleaning Supplies - Unit #44 & #51		18.83
	217015	Dozer Belt		9.16
	217272	Click Torque - Unit 51		37.70
	217299	Materials - Trailer Light		55.46
	217466	Material - Ratchet		247.80
	217517	Wrench - Unit 17		63.35
	217549	Return - Material - Ratchet		-33.93
Total for this ACH Check for Vendor 10350:				612.18
ACH	10709	Core & Main LP	07/15/2024	
	S791568	Air Vac Plastic Cover Purple 18 X 30		1,896.40
	S791568	Meter Box S-Imposed Steel Cover #36		1,206.80
	U838797	Coupling CTS COMP 2		965.44
	U923093	Adapter MIP X IPS Instatite 1		448.13
	U923093	Full Circle 270 - 300 X 07		119.54
	U923093	Angle Meter Stop Ball Type 2 CTS COMP		882.97
	U923093	Full Circle 595 - 635 X 15		1,298.13
	U999762	Angle Meter Stop 1 FIP		252.62
	V089625	Plug Galv 2		3.58
	V119494	Steel Pipe CML 10 STD		1,575.52
	V119867	Gasket Drop In 1/8 Thick 6"		134.42
	V119867	Gasket Drop In FLG 12		129.13
	V119867	Gasket Drop In 1/8 Thick 12'		96.78
	V119867	Nipple Brass 1 X Close		37.41
	V119867	Meter Bolts 2		212.70
	V119867	Gasket Drop In 1/8 Thick 8'		75.15
	V119867	Gasket Drop In FLG 6		67.34
	V119867	Gasket Drop In FLG 8		104.25
	V119867	Full Circle 860 - 900 X 07		854.29
	V119871	Curb Stop Lockwing FIP X FIP 1 Style (Lock-On) Fireside		8,031.31
	V119872	Full Circle 684 - 724 X 07		145.57
	V119872	Full Circle 595 - 635 X 07		873.42
	V119872	Full Circle 400 - 425 X 07		710.50
	V119872	Hydrant 6 Hole J-3765 4 X 2-1/2 X2-1/2		6,884.25
	V119872	Full Circle 445 - 485 X 07		493.24
Total for this ACH Check for Vendor 10709:				27,498.89

Check No	Vendor No Invoice No	Vendor Name Description	Check Date	Check Amount
ACH	11038 35473717 35474006 3571602	Clark Pest Control Pest Control - 560 Magnolia Ave Pest Control - 815 E 12th St Pest Control- 815 E 12th St	07/15/2024	211.00 130.00 130.00
Total for this ACH Check for Vendor 11038:				471.00
15319	UB*05550	Gary or Aaron Mckenzie Refund Check Refund Check Refund Check Refund Check	07/15/2024	26.17 7.92 9.68 4.62
Total for Check Number 15319:				48.39
15320	UB*05557	Gary Bias Refund Check	07/15/2024	150.00
Total for Check Number 15320:				150.00
15321	UB*05566	Lar Bjorum Refund Check	07/15/2024	59.17
Total for Check Number 15321:				59.17
15322	UB*05563	Bradley Byers Refund Check Refund Check Refund Check Refund Check	07/15/2024	20.38 34.94 42.71 119.83
Total for Check Number 15322:				217.86
15323	UB*05558	Kristi Carruth Refund Check	07/15/2024	111.88
Total for Check Number 15323:				111.88
15324	UB*05571	Franklin Mechanical Systems Inc Refund Check	07/15/2024	1,715.67
Total for Check Number 15324:				1,715.67
15325	UB*05561	Blanca Funes Refund Check	07/15/2024	25.55
Total for Check Number 15325:				25.55
15326	UB*05559	Rick Godsey Refund Check	07/15/2024	2.50
Total for Check Number 15326:				2.50
15327	UB*05552	Warren & Amy Jan Refund Check Refund Check Refund Check Refund Check	07/15/2024	6.11 3.56 7.46 32.12
Total for Check Number 15327:				49.25
15328	UB*05564	LOLynch Quality Wells and Pumps Refund Check	07/15/2024	2,415.33
Total for Check Number 15328:				2,415.33

Check No	Vendor No Invoice No	Vendor Name Description	Check Date	Check Amount
15329	UB*05549	Gary Mckenzie Refund Check Refund Check Refund Check Refund Check	07/15/2024	1.76 26.17 0.84 1.44
Total for Check Number 15329:				30.21
15330	UB*05553	Cynthia Moore Refund Check	07/15/2024	21.33
Total for Check Number 15330:				21.33
15331	UB*05568	Dynesha Newton Crocram Refund Check	07/15/2024	202.83
Total for Check Number 15331:				202.83
15332	UB*05562	Pardee Homes Refund Check	07/15/2024	107.10
Total for Check Number 15332:				107.10
15333	UB*05569	Pardee Homes Refund Check	07/15/2024	126.00
Total for Check Number 15333:				126.00
15334	UB*05551	William F. & Joan Robb Jr Refund Check	07/15/2024	55.34
Total for Check Number 15334:				55.34
15335	UB*05560	Faisal Saeed Refund Check	07/15/2024	2.50
Total for Check Number 15335:				2.50
15336	UB*05567	SDC Fairway Canyon LLC Refund Check	07/15/2024	1,891.67
Total for Check Number 15336:				1,891.67
15337	UB*05565	Eugene Severns Refund Check	07/15/2024	1.07
Total for Check Number 15337:				1.07
15338	UB*05555	James Shevlin Refund Check	07/15/2024	86.72
Total for Check Number 15338:				86.72
15339	UB*05554	Smith Real Estate Investment Inc Refund Check	07/15/2024	29.34
Total for Check Number 15339:				29.34
15340	UB*05570	Maygen Sutton Refund Check	07/15/2024	57.68
Total for Check Number 15340:				57.68

Check No	Vendor No Invoice No	Vendor Name Description	Check Date	Check Amount
15341	UB*05556	Caryl Vredenburg Refund Check Refund Check Refund Check Refund Check	07/15/2024	0.06 0.28 0.03 0.06
Total for Check Number 15341:				0.43
15342	UB*05548	Hendrick Wirruh Refund Check Refund Check Refund Check Refund Check	07/15/2024	5.95 5.04 2.94 63.22
Total for Check Number 15342:				77.15
Total for 7/15/2024:				338,123.10
ACH	10085	CalPERS Retirement System	07/18/2024	
	1002687983	PR Batch 00008.07.2024 CalPERS ER PEPRA		7,842.92
	1002687983	PR Batch 00008.07.2024 CalPERS 7% EE Deduction		1,297.29
	1002687983	PR Batch 00008.07.2024 CalPERS 8% EE Paid		1,894.75
	1002687983	PR Batch 00008.07.2024 CalPERS 1% ER Paid		185.32
	1002687983	PR Batch 00008.07.2024 EE Buyback		138.38
	1002687983	PR Batch 00008.07.2024 CalPERS ER Paid Classic		9,925.92
	1002687983	PR Batch 00008.07.2024 CalPERS 8.25% EE PEPRA		7,497.57
	1002687983	PR Batch 00008.07.2024 CalPERS 8% ER Paid		1,129.28
Total for this ACH Check for Vendor 10085:				29,911.43
ACH	10087	EDD	07/18/2024	
	0-312-956-688	PR Batch 00008.07.2024 State Income Tax		6,547.58
	0-312-956-688	PR Batch 00008.07.2024 CA SDI		1,753.07
	0-312-956-688	PR Batch 00009.07.2024 State Income Tax		658.66
	0-312-956-688	PR Batch 00009.07.2024 CA SDI		70.73
Total for this ACH Check for Vendor 10087:				9,030.04
ACH	10094	U.S. Treasury	07/18/2024	
	270460043712528	PR Batch 00008.07.2024 Medicare Employee Portion		2,360.26
	270460043712528	PR Batch 00008.07.2024 FICA Employer Portion		10,092.28
	270460043712528	PR Batch 00008.07.2024 Federal Income Tax		15,533.70
	270460043712528	PR Batch 00009.07.2024 Federal Income Tax		1,416.47
	270460043712528	PR Batch 00009.07.2024 FICA Employee Portion		399.19
	270460043712528	PR Batch 00008.07.2024 Medicare Employer Portion		2,360.26
	270460043712528	PR Batch 00008.07.2024 FICA Employee Portion		10,092.28
	270460043712528	PR Batch 00009.07.2024 Medicare Employer Portion		93.36
	270460043712528	PR Batch 00009.07.2024 Medicare Employee Portion		93.36
	270460043712528	PR Batch 00009.07.2024 FICA Employer Portion		399.19
Total for this ACH Check for Vendor 10094:				42,840.35
ACH	10141	Ca State Disbursement Unit	07/18/2024	
	48979725	PR Batch 00008.07.2024 Garnishment		379.84
Total for this ACH Check for Vendor 10141:				379.84
ACH	10203	Voya Financial	07/18/2024	
	VP1450PP15 2024	PR Batch 00008.07.2024 Deferred Comp		450.00
Total for this ACH Check for Vendor 10203:				450.00

Check No	Vendor No Invoice No	Vendor Name Description	Check Date	Check Amount
ACH	10264 1002687923 1002687923 1002687923 1002687923	CalPERS Supplemental Income Plans PR Batch 00008.07.2024 CalPERS 457 % PR Batch 00008.07.2024 CalPERS 457 PR Batch 00008.07.2024 100% Contribution PR Batch 00008.07.2024 ROTH-Post-Tax	07/18/2024	33.19 2,281.50 273.72 275.00
Total for this ACH Check for Vendor 10264:				2,863.41
ACH	10984 1721242897797	MidAmerica Administrative & Retirement Solutions PR Batch 00008.07.2024 401(a) Deferred Comp	07/18/2024	1,176.28
Total for this ACH Check for Vendor 10984:				1,176.28
ACH	11152 793342	Sterling Health Services, Inc PR Batch 00008.07.2024 Flexible Spending Account (PT)	07/18/2024	541.67
Total for this ACH Check for Vendor 11152:				541.67
ACH	10085 1002689322 1002689322	CalPERS Retirement System CalPERS 8.25% EE PEPRA Adjustment CalPERS ER PEPRA Adjustment	07/18/2024	1,316.54 1,358.94
Total for this ACH Check for Vendor 10085:				2,675.48
ACH	10138 HW201 Jul 2024	ARCO Business Solutions ARCO Fuel Charges 07/09-07/15/2024	07/18/2024	3,768.74
Total for this ACH Check for Vendor 10138:				3,768.74
Total for 7/18/2024:				93,637.24
ACH	10087 1-734-381-328 1-734-381-328 1-734-381-328 1-734-381-328 1-734-381-328 1-734-381-328	EDD PR Batch 00005.07.2024 State Income Tax PR Batch 00004.07.2024 State Income Tax PR Batch 00003.07.2024 State Income Tax PR Batch 00003.07.2024 CA SDI PR Batch 00004.07.2024 CA SDI PR Batch 00005.07.2024 CA SDI	07/25/2024	0.17 3.15 5.61 12.40 5.70 0.40
Total for this ACH Check for Vendor 10087:				27.43
ACH	10094 270460792319590 270460792319590 270460792319590 270460792319590 270460792319590 270460792319590 270460792319590 270460792319590 270460792319590 270460792319590 270460792319590 270460792319590 270460792319590 270460792319590	U.S. Treasury PR Batch 00003.07.2024 Federal Income Tax PR Batch 00005.07.2024 FICA Employee Portion PR Batch 00004.07.2024 FICA Employer Portion PR Batch 00005.07.2024 Medicare Employee Portion PR Batch 00005.07.2024 FICA Employer Portion PR Batch 00005.07.2024 Medicare Employer Portion PR Batch 00003.07.2024 FICA Employer Portion PR Batch 00004.07.2024 FICA Employee Portion PR Batch 00003.07.2024 Medicare Employer Portion PR Batch 00004.07.2024 Medicare Employer Portion PR Batch 00003.07.2024 FICA Employee Portion PR Batch 00004.07.2024 Medicare Employee Portion PR Batch 00003.07.2024 Medicare Employee Portion	07/25/2024	50.36 2.34 32.82 0.54 2.34 0.54 86.18 32.82 20.16 7.69 86.18 7.69 20.16
Total for this ACH Check for Vendor 10094:				349.82
ACH	10141 07252024	Ca State Disbursement Unit Returned ACH Fee	07/25/2024	20.00
Total for this ACH Check for Vendor 10141:				20.00

Check No	Vendor No Invoice No	Vendor Name Description	Check Date	Check Amount
ACH	10052	Home Depot Credit Services	07/25/2024	
	4014788	Storage Totes		107.53
	4073504	Snake Safety Kit		139.39
	5625132	Grinder - Unit 17		322.17
	6022651	Keycase - Equipment Locks		37.49
	6022651	Wipes - Unit 41		50.36
Total for this ACH Check for Vendor 10052:				656.94
ACH	10138	ARCO Business Solutions	07/25/2024	
	HW201 Jul 2024	ARCO Fuel Charges 07/16-07/22/2024		2,726.51
Total for this ACH Check for Vendor 10138:				2,726.51
ACH	10350	NAPA Auto Parts	07/25/2024	
	217981	Brake Lights - Unit 33/OD89,860		9.68
	217991	Rubberized Undercoat		39.54
	217991	Oil - R1505		103.31
	218089	Gate Battery - 815 E 12th St		94.49
	218090	Rubberized Undercoat		189.81
	218127	Oil - Water Pump		12.91
	218352	Tractor Grease - Carts		106.55
Total for this ACH Check for Vendor 10350:				556.29
ACH	10709	Core & Main LP	07/25/2024	
	U757947	Angle Meter Stop Ball Type 2 CTS Comp		1,590.09
	U838774	Coupling CTS COMP 2		1,128.14
	U838774	Elbow 90 CTS COMP X CTS COMP 2		1,569.79
	U923088	Saddle 1200 - 1320 X 2 DS		321.33
	U923088	Saddle 1200 - 1320 X 1 DS		279.79
	V110333	Meter Box Conc Read Lid #36 & 37 9 1/8 x 5 1/2		14.74
	V110333	Meter Box Concrete 2 PC Cover #37 18 1/8 x 11 1/8		37.99
	V116538	LAN 2-1/2" Plastic Cap and Chain		123.74
	V130592	Flange 12 Weld On		270.97
	V131859	Full Circle 740 - 780 X 07		873.43
	V131859	Full Circle 684 - 724 X 07		436.71
	V131859	Full Circle 287 - 312 X 15		421.30
	V131859	Full Circle 287 - 312 X 12		720.16
	V131859	Full Circle 287 - 312 X 07		612.56
	V131867	Megalug 6		702.10
	V131867	08 Tee FLG		2,477.73
	V131867	Meter Bolts 2		1,559.79
	V131867	06 Gate Valve FLG		4,157.73
	V131867	08 Reducer 8 FLG X 6 FLG		704.41
	V131867	Gasket Drop In 1/8 Thick 12'		129.04
	V131867	06 Tee 6 FLG X 8 FLG		2,491.03
	V131867	08 Elbow - 45 FLG		1,032.87
	V131867	Nipple Brass 1 X Close		2,576.43
	V131867	Full Circle 860 - 900 X 07		170.86
	V131867	Gasket Drop IN FLG 10		58.83
	V131867	Gasket Drop In 1/8 Thick 8'		133.61
	V143130	Meter Box Conc Read Lid #36 & 37 9 1/8 x 5 1/2		36.85
	V163521	SSP-400 Stainless Probe		1,218.34
	V163521	MBW-100L 36" Hook		664.53
	V186059	Meter Box Concrete 1 PC Cover #37		45.09
	V186059	Meter Box Concrete Body #37 22 3/4 x 16		299.39
	V216107	Meter Box Concrete 2 PC Cover #37 18 1/8 x 11 1/8		227.96
	V216107	Meter Box Conc Read Lid #36 & 37 9 1/8 x 5 1/2		88.44
	V216107	Meter Box Concrete Body #37 22 3/4 x 16		326.61
	V278239	DIP 8 PC 350		12,067.58
Total for this ACH Check for Vendor 10709:				39,569.96

Check No	Vendor No Invoice No	Vendor Name Description	Check Date	Check Amount
ACH	11202	Orange County Winwater Works	07/25/2024	
	162718.01	12 150B FLXFL BFV MDT2S BSN OL		2,337.31
	162718.01	06 Gate Valve FLG		4,128.03
	162718.01	08 Tee 8 FLG X 6 FLG		3,922.96
	162718.01	06 Adapter FLG X MJ		1,112.30
	162718.01	12 Sleeve MJ		1,336.58
Total for this ACH Check for Vendor 11202:				12,837.18
ACH	11262	Digi-Key Corporation	07/25/2024	
	87869739	915 MHz Antenna		19,902.93
	87869739	20-1000 mHz Surge Protector		1,990.91
	87869739	36" Plug to Plug Cable		1,087.82
Total for this ACH Check for Vendor 11262:				22,981.66
15343	10792	A-1 Financial Services	07/25/2024	
	07252024	August 2024 Rent - 851 E. 6th St Eng Office		2,796.00
Total for Check Number 15343:				2,796.00
15344	10001	Action True Value Hardware	07/25/2024	
	07172024	Grinder Cutting Wheel - Unit 17		11.84
	07172024	Parts - Ice Machine		25.52
	07172024	Broom Attachment - Unit 32		10.76
	07172024	Keys - Cat House		24.24
	07172024	Sealing Caulk - Well 16		12.92
	07172024	Keys - Equipment Locks		24.24
Total for Check Number 15344:				109.52
15345	10319	ACWA Joint Powers Insurance Authority	07/25/2024	
	O-0001000024	Annual Cyber Liability Insurance - 07/01/2024-07/01/2025		5,582.78
Total for Check Number 15345:				5,582.78
15346	10144	Alsco Inc	07/25/2024	
	LYUM1819920	Cleaning Mats/Air Fresheners 560 Magnolia July 2024		58.94
Total for Check Number 15346:				58.94
15347	10420	Amazon Capital Services, Inc.	07/25/2024	
	17FK-XFCN-WTF4	Gate Keypad		237.05
	1QJW-YL31-VQYL	Emergency Lock Boxes		79.72
Total for Check Number 15347:				316.77
15348	10272	Babcock Laboratories Inc	07/25/2024	
	07192024	2 Nitrate Samples		39.62
	07192024	15 General Physical Analysis Samples		594.60
	07192024	47 Coliform Water Samples		2,445.41
	07192024	5 Trihalomethane Samples		489.30
	07192024	6 Haloacetic Acid Samples		936.42
Total for Check Number 15348:				4,505.35
15349	10283	BCVWD Custodian of Petty Cash	07/25/2024	
	07232024	Certified Postage		9.80
Total for Check Number 15349:				9.80

Check No	Vendor No Invoice No	Vendor Name Description	Check Date	Check Amount
15350	10271	Beaumont Ace Home Center	07/25/2024	
	07192024	Maint & Repair - Pumping Equip Supplies		1,029.85
	07192024	Maint & Repair - General Equip Supplies		57.44
	07192024	General Supplies		828.45
	07192024	NCRF/Canyon Pond Maintenance Supplies		60.22
	07192024	Maint & Repair - 12th/Palm Supplies		14.00
	07192024	Treatment and Chemicals		426.30
	07192024	Maint & Repair - Pumping Equip Supplies		94.71
	07192024	Transmission & Distribution Small Tools Supplies		153.48
	07192024	Landscape Maint Supplies		39.26
	07192024	Uniforms and Employee Benefits		32.31
	07192024	Maint & Repair - General Building Supplies		163.69
Total for Check Number 15350:				2,899.71
15351	10305	Beaumont Basin Watermaster	07/25/2024	
	B-284	Thomas Harder Administrative Services WM No 24-21		2,565.00
	B-284	Administrative, Legal, and Audit Expenses 2024-2025 WM No 24-16		13,862.00
Total for Check Number 15351:				16,427.00
15352	10382	Beaumont Power Equipment Inc	07/25/2024	
	5254	Rope/Spring - Water Trailer		45.45
	5259	Weed Trimmer Line		54.12
Total for Check Number 15352:				99.57
15353	10335	Beaumont Safe & Lock	07/25/2024	
	77143	Open & Re key - 815 E 12th St		104.00
Total for Check Number 15353:				104.00
15354	10929	Brent Billingsley (ICS)	07/25/2024	
	1393	(96) 60lb Buckets of Accu-Tab Chlorine Tablets		18,950.40
Total for Check Number 15354:				18,950.40
15355	10822	Canon Financial Services, Inc	07/25/2024	
	33839555	Meter Usage - 06/01-06/30/2024		109.98
	33839555	Contract Charge - 07/01-07/31/2024 - 851 E 6th St		238.56
	33839556	Meter Usage - 06/01-06/30/2024		0.09
	33839556	Contract Charge - 07/01-07/31/2024 - 12th/Palm		235.78
Total for Check Number 15355:				584.41
15356	10249	CDW Government LLC	07/25/2024	
	SC18041	Dell OptiPlex 7020 Plus - CIP PC Replacement		6,605.46
	SF05826	Dell OptiPlex 7020 Plus - CIP PC Replacement		13,210.93
	SG85267	Dell OptiPlex 7020 Plus - CIP PC Replacement		1,651.37
Total for Check Number 15356:				21,467.76
15357	10614	Cherry Valley Automotive	07/25/2024	
	47400	Labor - Oil/Filter/Brake Replacement- Unit 37/OD 73,808		453.00
	47400	Oil/Filter/Brake Replacement- Unit 37/OD 73,808		616.71
	47425	Brake Replacement- Unit 32/OD 89,092		1,014.71
	47425	Labor - Brake Replacement- Unit 32/OD 89,092		728.00
	47514	Flat Repair - Unit 45/OD 20,950		26.00
Total for Check Number 15357:				2,838.42
15358	11073	Eric Chamberlin	07/25/2024	
	000091	Venomous Snake Handler Training - 6/27/2024		1,000.00
Total for Check Number 15358:				1,000.00


Check No	Vendor No Invoice No	Vendor Name Description	Check Date	Check Amount
15359	10303 9179437158 9179437158 9184071174	Grainger Inc Engine Driven Utility Pump Wheel Kit Steel Frame (1) Bushing for Well 29 Exhaust Fan Pulley	07/25/2024	915.55 389.62 17.48
Total for Check Number 15359:				1,322.65
15360	10202 709409	Thomas Guy Install Pipe & Flange for Drains on Ponds	07/25/2024	1,275.00
Total for Check Number 15360:				1,275.00
15361	10336 07092024	Joe Haggin/BCVWD Payout of Due to Employee Account of Money Held for Propane	07/25/2024	684.24
Total for Check Number 15361:				684.24
15362	10398 266259	Infosend, Inc (1029) Annual Backflow Letters Set Up Fee/Services	07/25/2024	1,304.55
Total for Check Number 15362:				1,304.55
15363	10809 5834 5834 5858 5858 5895 5895 5908 5908 5928 5928	Inner-City Auto Repair & Tires Tires/Coolant/Thermostat/Gasket - Unit 10/OD 139,851 Labor - Tires/Coolant/Thermostat/Gasket - Unit 10/OD 139,851 Labor - Battery - Unit 10/OD 139,830 Battery - Unit 10/OD 139,830 HVAC Core Replacement - Unit 17/OD 99,746 Labor - HVAC Core Replacement - Unit 17/OD 99,746 Water Pump/Coolant Hose/Temperature Sensor - Unit 12/OD 77,971 Labor - Water Pump/Coolant Hose/Temp. Sensor - Unit 12/OD 77,971 Labor - Water Pump/ Filters/Thermostat - Unit 36/OD 60,559 Water Pump/ Filters/Thermostat - Unit 36/OD 60,559	07/25/2024	789.92 710.00 50.00 344.79 645.71 1,500.00 927.94 1,310.00 950.00 684.16
Total for Check Number 15363:				7,912.52
15364	10800 1406 1406	Kyle Irwin Labor - Safety Improvements - 13697 Oak Glen Rd Material - Safety Improvements - 13697 Oak Glen Rd	07/25/2024	1,160.00 605.00
Total for Check Number 15364:				1,765.00
15365	10322 06262024	Jonathan Medina Boot Reimbursement - J Medina	07/25/2024	200.00
Total for Check Number 15365:				200.00
15366	11084 07242024	Adam Nelson Dental Insurance Liability Payroll Correction	07/25/2024	85.08
Total for Check Number 15366:				85.08
15367	10527 63843313 63856056	Robert Half Talent Solutions Engineering Admin Temp - 07/08-07/11/2024 Engineering Admin Temp - 07/15-07/18/2024	07/25/2024	1,552.98 1,592.80
Total for Check Number 15367:				3,145.78
15368	10689 237353	Safety Compliance Company Safety Meeting - Ergonomics - 07/03/2024	07/25/2024	250.00
Total for Check Number 15368:				250.00
15369	11256 1086	Water Resources Economics Rate Study - June 2024	07/25/2024	9,890.00
Total for Check Number 15369:				9,890.00

Check No	Vendor No Invoice No	Vendor Name Description	Check Date	Check Amount
15370	10385 5665545 5668575 5696955	Waterline Technologies, Inc. - PSOC Credit Credit Chlorine - Well 29	07/25/2024	-26.69 -41.61 3,450.00
Total for Check Number 15370:				3,381.70
15371	UB*05572	Helene Crosswhite Refund Check	07/25/2024	31.73
Total for Check Number 15371:				31.73
15372	UB*05573	Lynn Gerlach Refund Check	07/25/2024	112.19
Total for Check Number 15372:				112.19
15373	UB*05574	Akram Tabel Refund Check	07/25/2024	113.23
Total for Check Number 15373:				113.23
15374	10934 4033048	USAFact, Inc Reissue - Pre-Employment Background Checks	07/25/2024	473.11
Total for Check Number 15374:				473.11
15375	UB*05575	Peter Woodruff Refund Check	07/25/2024	182.84
Total for Check Number 15375:				182.84
Total for 7/25/2024:				189,605.84
ACH	10781 10019	Umpqua Bank C R & R Incorporated Monthly Charges 3 YD Commercial Bin - Cherry Yard - Jun 2024 Monthly Charges 3 YD Commercial Bin - 39500 Brookside - Jun 2024 Monthly Charges 3 YD Locked Recycle - 39500 Brookside - Jun 2024	07/26/2024	310.41 310.41 98.46
	10034	US Postal Service Certified Postage		5.32
	10035	USA Blue Book 2 Float Switches		289.25
	10037	Waste Management Of Inland Empire Yard Dumpsters - 815 E 12th Jun 2024 Organics Cart Charges - 815 E 12th Jun 2024 Recycling Dumpster Charges - 815 E 12th Jun 2024 Recycling Dumpster Charges - 560 Magnolia Jun 2024 Monthly Sanitation - 560 Magnolia Jun 2024		348.49 58.95 105.55 105.55 128.17
	10116	Verizon Wireless Services LLC Cell Phone/iPad Charges for Jun 2024		2,000.83
	10224	Legal Shield Monthly Prepaid Legal for Employees June 2024		308.00
	10233	Pro-Pipe & Supply 3/4 x1429 Blue Monster Thread Seal Tape IPT 505 Key Tite Green Pipe Dope		144.27 98.00
	10284	Underground Service Alert of Southern California 123 New Ticket Charges Jun 2024 Monthly Maintenance Fee		215.25 10.00
	10319	ACWA Joint Powers Insurance Authority ACWA Region 9 Event - D Slawson ACWA Region 9 Event - L Williams		75.00 75.00
	10335	Beaumont Safe & Lock Keys - Deere Backhoe		12.87

Check No	Vendor No Invoice No	Vendor Name Description	Check Date	Check Amount
	10409	Stater Bros Water - Board Meetings		20.76
		Water - Banking RFP Interviews		31.66
	10426	Newegg Business, Inc (13) Internal Hard Drives		6,163.16
		Rack Station		5,240.98
	10444	MISAC Annual Membership Dues - R Rasha		130.00
	10476	Budget Car Rental Car Rental - GFOA Conf - S Molina 06/07-06/13/2024		834.44
	10546	Frontier Communications 05/25-06/24/2024 June FIOS/FAX 851 E 6th Street		354.99
		06/10-07/09/2024 June FIOS/FAX 12th/Palm		559.01
		05/25-06/24/2024 June FIOS/FAX 560 Magnolia Ave		522.25
	10573	O'Reilly Auto Parts Oil - Recharge Pumps		26.92
		Oil - Recharge Pumps		40.37
		Oil - Recharge Pumps		53.83
	10588	Marriott Hotels Parking - WIN Summit - A Ramirez - 5/31-6/01/2024		45.00
	10623	WP Engine Web Host for BCVWD Website Jun 2024		115.00
	10652	Society for Human Resource Management IE SHRM 2024 Annual HR Conference - Leading Change - R Berioso		165.00
	10656	EC-Council International Ltd CCISO Annual CE Fee - R Rasha		306.00
	10692	MMSoft Design Network Back-Up Software June 2024		311.38
	10715	Albertsons Dry Ice - Disinfect Well 16		158.56
	10722	Hilton Hotel Parking - GFOA Conf - S Molina - 06/06-06/12/2024		37.31
	10767	Alliance Trailer Corp Drawbar Lock - Small Trailers		144.28
	10784	Autodesk, Inc Auto CAD Software 851 E 6th St - Jun 2024		255.00
		Auto CAD Software 851 E 6th St - Jun 2024		1,050.00
	10790	Microsoft Monthly Microsoft Office License - Jun 2024		440.00
		Monthly Microsoft Office License - Jun 2024		1,104.00
		Monthly Microsoft Office License - Jun 2024		16.40
	10815	BIA/Baldy View Chapter BIA Conference Registration - Williams/Slawson		250.00
	10845	Harbor Freight Tools Circular Padlocks - Small Trailers		48.42
	10892	Zoom Video Communications, Inc. (10) Video Conference - June 2024		226.49
	10918	Apple.com Cloud Storage - iPads		9.99
	10926	SSD Alarm Alarm Equip/Rent/Service/Monitor - 39500 Brookside Ave		78.00
		Alarm Equip/Rent/Service/Monitor - 815 12th St		150.70
		Alarm Equip/Rent/Service/Monitor - 851 E. 6th St		93.67
		Alarm Equip/Rent/Service/Monitor - 560 Magnolia		437.02
		Alarm Equip/Rent/Service/Monitor - 11083 Cherry Ave		71.73
		Alarm Equip/Rent/Service/Monitor - 39500 Brookside Ave		300.53
	10978	Nextiva, Inc. Monthly Phone Service Jun 2024		2,982.88
	11157	FRANCOTYP-POSTALIA INC Postage - Postage Machine		414.00
	11169	Space Exploration Technologies Corp Back Up Internet - June 2024		750.00
	11193	Mitsogo, Inc Cyber Security - iPads - Jun 2024		67.50

Check No	Vendor No Invoice No	Vendor Name Description	Check Date	Check Amount
	11214	One Time Conference Meal		
		Bahama Breeze - GFOA Conf - S Molina - 06/09/2024		21.28
		Mia's Italian Kitchen - GFOA Conf - S Molina - 06/10/2024		35.95
		Denny's - GFOA Conf - S Molina - 06/07/2024		15.75
		Jason's Deli - GFOA Conf - S Molina - 06/06/2024		17.06
		Columbia Harbor House - GFOA Conf - S Molina - 06/08/2024		21.60
		Lucky Bowl - GFOA Conf - S Molina - 06/12/2024		23.18
		TGIF - GFOA Conf - S Molina - 06/11/2024		23.56
		Jersey Mike's - GFOA Conf - S Molina - 06/13/2024		19.61
		CVS Pharmacy - GFOA Conf - S Molina - 06/08/2024		26.38
		Dunkin Donuts - GFOA Conf - S Molina - 06/06/2024		7.58
	11216	DNS Filter		
		Monthly Spam Filter - Jun 2024		225.00
	11234	File Invite Limited		
		Monthly Secure Storage/Secure File Transfer - July 2024		1,145.83
	11238	McDonald's		
		Birthday Club Reimbursement		114.42
		GFOA Conf - S Molina - 06/07/2024		11.07
	11240	Adobe		
		Acrobat Pro Subscription July 2024		719.70
	11250	Vons		
		Birthday Club Reimbursement		51.12
	11252	OpenAI, LLC		
		ChatGPT Subscription - July 2024		227.99
	11253	Ralphs		
		Birthday Club Reimbursement		60.00
	11263	CBPELSG		
		Biennial Renewal - Civil Engineer - M Swanson		180.00
	11264	Cannon Water Technology		
		Pressure Gauge with Isolator		334.03
	11265	Container One		
		Shipping Container 40 Ft - Field Office Storage		2,990.00
	11266	Orange County Convention Center		
		Parking - GFOA Conf - S Molina - 06/12/2024		21.30
		Parking - GFOA Conf - S Molina - 06/08/2024		21.30
		Parking - GFOA Conf - S Molina - 06/10/2024		21.30
Total for this ACH Check for Vendor 10781:				35,042.02
Total for 7/26/2024:				35,042.02
Report Total (212 checks):				1,543,505.67

Beaumont-Cherry Valley Water District
 560 Magnolia Avenue
 Beaumont CA 92223
 (951) 845-9581
 www.bcvwd.org



General Ledger
 Budget Variance Revenue
 User: wclayton
 Printed: 8/24/2024 5:40:07 AM
 Period 07 - 07
 Fiscal Year 2024

Account Number	Description	Budget	Period Amt	End Bal	Variance	Encumbered	% Avail/ Uncollect
50	GENERAL						
01-50-510-419051	Grant Revenue	\$ 397,000.00	\$ 45.07	\$ 465,351.65	\$ (68,351.65)	\$ -	-17.22%
	Grant Rev	\$ 397,000.00	\$ 45.07	\$ 465,351.65	\$ (68,351.65)	\$ -	-17.22%
01-50-510-490001	Interest Income - Bonita Vista	\$ 1,000.00	\$ -	\$ 140.62	\$ 859.38	\$ -	85.94%
01-50-510-490011	Interest Income - Fairway Cynyn	\$ 223,500.00	\$ -	\$ -	\$ 223,500.00	\$ -	100.00%
01-50-510-490021	Interest Income - General	\$ 1,249,000.00	\$ 122,269.77	\$ 1,646,764.22	\$ (397,764.22)	\$ -	-31.85%
01-50-510-490041	Rlzd Gain/Loss on Investment	\$ -	\$ (1,272.97)	\$ (29,825.54)	\$ 29,825.54	\$ -	0.00%
01-50-510-490051	Net Amort/Accret on Investment	\$ 278,000.00	\$ 20,462.00	\$ 172,916.50	\$ 105,083.50	\$ -	37.80%
	Interest Income	\$ 1,751,500.00	\$ 141,458.80	\$ 1,789,995.80	\$ (38,495.80)	\$ -	-2.20%
01-50-510-481001	Capacity Fees-Wells	\$ 388,000.00	\$ -	\$ 5,808.00	\$ 382,192.00	\$ -	98.50%
01-50-510-481006	Cap Fees-Water Rights (SWP)	\$ 245,000.00	\$ -	\$ 3,675.00	\$ 241,325.00	\$ -	98.50%
01-50-510-481012	Cap Fees-Water Treatment Plant	\$ 185,000.00	\$ -	\$ 2,763.00	\$ 182,237.00	\$ -	98.51%
01-50-510-481018	Cap Fees-Local Water Resources	\$ 97,000.00	\$ -	\$ 1,455.00	\$ 95,545.00	\$ -	98.50%
01-50-510-481024	Cap Fees-Recycled Water	\$ 281,000.00	\$ -	\$ 17,525.00	\$ 263,475.00	\$ -	93.76%
01-50-510-481030	Cap Fees-Transmission	\$ 314,000.00	\$ -	\$ 4,704.00	\$ 309,296.00	\$ -	98.50%
01-50-510-481036	Cap Fees-Storage	\$ 402,000.00	\$ -	\$ 6,024.00	\$ 395,976.00	\$ -	98.50%
01-50-510-481042	Cap Fees-Booster	\$ 28,000.00	\$ -	\$ 417.00	\$ 27,583.00	\$ -	98.51%
01-50-510-481048	Cap Fees-Pressure Reducing Stn	\$ 15,000.00	\$ -	\$ 213.00	\$ 14,787.00	\$ -	98.58%
01-50-510-481054	Cap Fees-Miscellaneous Project	\$ 13,000.00	\$ -	\$ 186.00	\$ 12,814.00	\$ -	98.57%
01-50-510-481060	Cap Fees-Financing Costs	\$ 61,000.00	\$ -	\$ 1,316.30	\$ 59,683.70	\$ -	97.84%
01-50-510-485001	Front Footage Fees	\$ 24,000.00	\$ -	\$ 15,865.20	\$ 8,134.80	\$ -	33.90%
	Non-Operating Revenue	\$ 2,053,000.00	\$ -	\$ 59,951.50	\$ 1,993,048.50	\$ -	97.08%
01-50-510-410100	Sales	\$ 6,072,000.00	\$ 659,494.75	\$ 2,591,779.17	\$ 3,480,220.83	\$ -	57.32%
01-50-510-410151	Agricultural Irrigation Sales	\$ 27,000.00	\$ 2,746.68	\$ 5,414.81	\$ 21,585.19	\$ -	79.95%
01-50-510-410171	Construction Sales	\$ 93,500.00	\$ 1,859.52	\$ 8,319.03	\$ 85,180.97	\$ -	91.10%
01-50-510-413001	Backflow Administration Charge	\$ 69,500.00	\$ 5,975.60	\$ 47,281.87	\$ 22,218.13	\$ -	31.97%
01-50-510-413011	Fixed Meter Charges	\$ 5,630,500.00	\$ 511,471.45	\$ 3,418,832.15	\$ 2,211,667.85	\$ -	39.28%
01-50-510-413021	Meter Fees	\$ 300,000.00	\$ 56,110.00	\$ 425,594.00	\$ (125,594.00)	\$ -	-41.86%
01-50-510-415001	SGPWA Importation Charges	\$ 3,783,000.00	\$ 375,826.32	\$ 1,612,433.10	\$ 2,170,566.90	\$ -	57.38%

Account Number	Description	Budget	Period Amt	End Bal	Variance	Encumbered	% Avail/ Uncollect
01-50-510-415011	SCE Power Charges	\$ 2,207,000.00	\$ 219,232.02	\$ 940,602.60	\$ 1,266,397.40	\$ -	57.38%
01-50-510-417001	2nd Notice Charges	\$ 82,000.00	\$ 6,905.00	\$ 46,525.00	\$ 35,475.00	\$ -	43.26%
01-50-510-417011	3rd Notice Charges	\$ 104,500.00	\$ 15.00	\$ 69,705.00	\$ 34,795.00	\$ -	33.30%
01-50-510-417021	Account Reinstatement Fees	\$ 39,000.00	\$ 6,300.00	\$ 24,400.00	\$ 14,600.00	\$ -	37.44%
01-50-510-417031	Lien Processing Fees	\$ 12,000.00	\$ -	\$ 2,550.00	\$ 9,450.00	\$ -	78.75%
01-50-510-417041	Credit Check Processing Fees	\$ 18,500.00	\$ 2,360.00	\$ 12,020.00	\$ 6,480.00	\$ -	35.03%
01-50-510-417051	Return Check Fees	\$ 5,500.00	\$ 1,025.00	\$ 4,125.00	\$ 1,375.00	\$ -	25.00%
01-50-510-417061	Customer Damage/Upgrade Charge	\$ 22,500.00	\$ 10,068.00	\$ 23,078.00	\$ (578.00)	\$ -	-2.57%
01-50-510-417071	After-Hours Call Out Charges	\$ 3,000.00	\$ 500.00	\$ 1,600.00	\$ 1,400.00	\$ -	46.67%
01-50-510-417081	Bench Test Fees (Credits)	\$ 500.00	\$ -	\$ 100.00	\$ 400.00	\$ -	80.00%
01-50-510-417091	Credit Card Processing Fees	\$ 125,000.00	\$ 12,232.69	\$ 71,472.03	\$ 53,527.97	\$ -	42.82%
01-50-510-419001	Rebates and Reimbursements	\$ -	\$ -	\$ -	\$ -	\$ -	0.00%
01-50-510-419011	Development Income	\$ 226,000.00	\$ 15,971.36	\$ 87,916.35	\$ 138,083.65	\$ -	61.10%
01-50-510-419012	Development Income - GIS	\$ 308,000.00	\$ -	\$ -	\$ 308,000.00	\$ -	100.00%
01-50-510-419031	Well Maintenance Reimbursement	\$ 162,000.00	\$ 227.56	\$ 7,451.46	\$ 154,548.54	\$ -	95.40%
01-50-510-419061	Miscellaneous Income	\$ 1,000.00	\$ 1,142.40	\$ 47,635.02	\$ (46,635.02)	\$ -	-4663.50%
	Operating Revenue	\$ 19,292,000.00	\$ 1,889,463.35	\$ 9,448,834.59	\$ 9,843,165.41	\$ -	51.02%
01-50-510-471011	Maint Fees - 13695 Oak Glen Rd	\$ 8,000.00	\$ 584.08	\$ 4,071.00	\$ 3,929.00	\$ -	49.11%
01-50-510-471021	Maint Fees - 13697 Oak Glen Rd	\$ 9,000.00	\$ 652.16	\$ 4,545.58	\$ 4,454.42	\$ -	49.49%
01-50-510-471031	Maint Fees - 9781 AveMiravilla	\$ 7,000.00	\$ 542.58	\$ 3,780.71	\$ 3,219.29	\$ -	45.99%
01-50-510-471111	Utilities - 13695 Oak Glen Rd	\$ 6,000.00	\$ 351.35	\$ 1,884.34	\$ 4,115.66	\$ -	68.59%
01-50-510-471121	Utilities - 13697 Oak Glen Rd	\$ 7,000.00	\$ 617.26	\$ 3,170.27	\$ 3,829.73	\$ -	54.71%
01-50-510-471131	Utilities - 9781 Ave Miravilla	\$ 5,000.00	\$ 627.01	\$ 2,062.85	\$ 2,937.15	\$ -	58.74%
	Rent/Utilities	\$ 42,000.00	\$ 3,374.44	\$ 19,514.75	\$ 22,485.25	\$ -	53.54%
	Revenue Total	\$ 23,535,500.00	\$ 2,034,341.66	\$ 11,783,648.29	\$ 11,751,851.71	\$ -	49.93%

General Ledger

Budget Variance Expense

User: wclayton

Printed: 8/24/2024 5:41:53 AM

Period 07 - 07

Fiscal Year 2024

Beaumont-Cherry Valley Water District

560 Magnolia Avenue
Beaumont CA 92223
(951) 845-9581
www.bcvwd.org



Account Number	Description	Budget	Period Amt	End Bal	Variance	Encumbered	% Avail/
10	BOARD OF DIRECTORS						
01-10-110-500101	Board of Directors Fees	\$ 124,500.00	\$ 7,410.00	\$ 54,389.40	\$ 70,110.60	\$ -	56.31%
01-10-110-500115	Social Security	\$ 8,000.00	\$ 459.43	\$ 3,372.15	\$ 4,627.85	\$ -	57.85%
01-10-110-500120	Medicare	\$ 2,000.00	\$ 107.44	\$ 788.71	\$ 1,211.29	\$ -	60.56%
01-10-110-500125	Health Insurance	\$ 81,500.00	\$ 6,184.64	\$ 35,418.17	\$ 46,081.83	\$ -	56.54%
01-10-110-500140	Life Insurance	\$ 2,500.00	\$ 9.71	\$ 71.73	\$ 2,428.27	\$ -	97.13%
01-10-110-500143	EAP Program	\$ 500.00	\$ 9.55	\$ 66.89	\$ 433.11	\$ -	86.62%
01-10-110-500145	Workers' Compensation	\$ 1,000.00	\$ 54.07	\$ 396.95	\$ 603.05	\$ -	60.31%
01-10-110-500175	Training/Education/Mtgs/Travel	\$ 47,000.00	\$ 639.49	\$ 14,882.29	\$ 32,117.71	\$ -	68.34%
	Board of Directors Personnel	\$ 267,000.00	\$ 14,874.33	\$ 109,386.29	\$ 157,613.71	\$ -	59.03%
01-10-110-550043	Supplies-Other	\$ 1,500.00	\$ -	\$ 481.79	\$ 1,018.21	\$ -	67.88%
	Board of Directors Materials & Supplies	\$ 1,500.00	\$ -	\$ 481.79	\$ 1,018.21	\$ -	67.88%
01-10-110-550012	Election Expenses	\$ 12,000.00	\$ (194.49)	\$ 6.00	\$ 11,994.00	\$ -	99.95%
01-10-110-550051	Advertising/Legal Notices	\$ 2,000.00	\$ -	\$ -	\$ 2,000.00	\$ -	100.00%
	Board of Directors Services	\$ 14,000.00	\$ (194.49)	\$ 6.00	\$ 13,994.00	\$ -	99.96%
	Expense Total	\$ 282,500.00	\$ 14,679.84	\$ 109,874.08	\$ 172,625.92	\$ -	61.11%
20	ENGINEERING						
210	Engineering Personnel						
01-20-210-500105	Labor	\$ 516,000.00	\$ 24,299.76	\$ 171,285.62	\$ 344,714.38	\$ -	66.81%
01-20-210-500114	Incentive Pay	\$ 2,500.00	\$ -	\$ -	\$ 2,500.00	\$ -	100.00%
01-20-210-500115	Social Security	\$ 39,000.00	\$ 1,592.68	\$ 11,601.59	\$ 27,398.41	\$ -	70.25%
01-20-210-500120	Medicare	\$ 9,500.00	\$ 372.45	\$ 2,713.06	\$ 6,786.94	\$ -	71.44%
01-20-210-500125	Health Insurance	\$ 89,500.00	\$ 5,649.61	\$ 36,664.77	\$ 52,835.23	\$ -	59.03%
01-20-210-500140	Life Insurance	\$ 1,000.00	\$ 39.95	\$ 278.69	\$ 721.31	\$ -	72.13%
01-20-210-500143	EAP Program	\$ 500.00	\$ 5.69	\$ 50.23	\$ 449.77	\$ -	89.95%
01-20-210-500145	Workers' Compensation	\$ 5,000.00	\$ 228.96	\$ 1,607.13	\$ 3,392.87	\$ -	67.86%
01-20-210-500150	Unemployment Insurance	\$ 1,500.00	\$ -	\$ -	\$ 1,500.00	\$ -	100.00%
01-20-210-500155	Retirement/CalPERS	\$ 54,500.00	\$ 2,361.38	\$ 16,959.38	\$ 37,540.62	\$ -	68.88%
01-20-210-500165	Uniforms and Employee Benefits	\$ 500.00	\$ -	\$ 110.98	\$ 389.02	\$ -	77.80%
01-20-210-500175	Training/Education/Mtgs/Travel	\$ 8,000.00	\$ -	\$ 1,185.51	\$ 6,814.49	\$ -	85.18%

Account Number	Description	Budget	Period Amt	End Bal	Variance	Encumbered	% Avail/
01-20-210-500180	Accrued Sick Leave Expense	\$ 30,000.00	\$ 413.20	\$ 1,574.37	\$ 28,425.63	\$ -	94.75%
01-20-210-500185	Accrued Vacation Leave Expense	\$ 25,000.00	\$ 956.80	\$ 7,315.60	\$ 17,684.40	\$ -	70.74%
01-20-210-500187	Accrued Leave Payments	\$ 18,500.00	\$ -	\$ 6,813.00	\$ 11,687.00	\$ -	63.17%
01-20-210-500195	CIP Related Labor	\$ (225,000.00)	\$ (4,077.68)	\$ (13,934.86)	\$ (211,065.14)	\$ -	93.81%
220	Development Services Personnel						
01-20-220-500105	Labor	\$ 73,000.00	\$ 7,695.04	\$ 40,567.96	\$ 32,432.04	\$ -	44.43%
01-20-220-500115	Social Security	\$ 5,500.00	\$ 477.50	\$ 2,517.48	\$ 2,982.52	\$ -	54.23%
01-20-220-500120	Medicare	\$ 1,500.00	\$ 111.69	\$ 588.89	\$ 911.11	\$ -	60.74%
01-20-220-500125	Health Insurance	\$ 19,000.00	\$ 1,595.84	\$ 6,769.41	\$ 12,230.59	\$ -	64.37%
01-20-220-500140	Life Insurance	\$ 500.00	\$ 13.99	\$ 65.84	\$ 434.16	\$ -	86.83%
01-20-220-500143	EAP Program	\$ 500.00	\$ 1.95	\$ 9.02	\$ 490.98	\$ -	98.20%
01-20-220-500145	Workers' Compensation	\$ 1,000.00	\$ 68.66	\$ 361.93	\$ 638.07	\$ -	63.81%
01-20-220-500150	Unemployment Insurance	\$ 1,500.00	\$ -	\$ -	\$ 1,500.00	\$ -	100.00%
01-20-220-500155	Retirement/CalPERS	\$ 6,500.00	\$ 652.57	\$ 3,451.69	\$ 3,048.31	\$ -	46.90%
01-20-220-500180	Accrued Sick Leave Expense	\$ 4,500.00	\$ -	\$ -	\$ 4,500.00	\$ -	100.00%
01-20-220-500185	Accrued Vacation Leave Expense	\$ 5,000.00	\$ -	\$ -	\$ 5,000.00	\$ -	100.00%
	ENGINEERING Personnel	\$ 694,500.00	\$ 42,460.04	\$ 298,557.29	\$ 395,942.71	\$ -	57.01%
01-20-210-540048	Permits, Fees & Licensing	\$ 3,000.00	\$ -	\$ -	\$ 3,000.00	\$ -	100.00%
01-20-210-550029	Administrative Expenses	\$ 11,000.00	\$ -	\$ 7,800.00	\$ 3,200.00	\$ -	29.09%
01-20-210-550046	Office Equipment	\$ 6,000.00	\$ -	\$ 1,102.36	\$ 4,897.64	\$ -	81.63%
	Engineering Materials & Supplies	\$ 20,000.00	\$ -	\$ 8,902.36	\$ 11,097.64	\$ -	55.49%
01-20-210-500190	Temporary Labor	\$ 45,000.00	\$ 7,565.80	\$ 41,183.44	\$ 3,816.56	\$ -	8.48%
01-20-210-540014	Development Reimbursable GIS	\$ 50,000.00	\$ -	\$ -	\$ 50,000.00	\$ -	100.00%
01-20-210-550030	Membership Dues	\$ 2,000.00	\$ 180.00	\$ 180.00	\$ 1,820.00	\$ -	91.00%
01-20-210-550051	Advertising/Legal Notices	\$ 5,000.00	\$ -	\$ -	\$ 5,000.00	\$ -	100.00%
01-20-210-580031	Outside Engineering	\$ 120,000.00	\$ 10,991.25	\$ 39,900.00	\$ 80,100.00	\$ -	66.75%
	Engineering Services	\$ 222,000.00	\$ 18,737.05	\$ 81,263.44	\$ 140,736.56	\$ -	63.39%
Expense Total	ENGINEERING	\$ 936,500.00	\$ 61,197.09	\$ 388,723.09	\$ 547,776.91	\$ -	58.49%
30	FINANCE & ADMINISTRATION						
310	Finance & Administration Personnel						
01-30-310-500105	Labor	\$ 1,011,000.00	\$ 65,601.94	\$ 458,775.80	\$ 552,224.20	\$ -	54.62%
01-30-310-500109	FLSA Overtime	\$ 500.00	\$ -	\$ -	\$ 500.00	\$ -	100.00%
01-30-310-500110	Overtime	\$ 3,000.00	\$ 156.06	\$ 417.46	\$ 2,582.54	\$ -	86.08%
01-30-310-500111	Double Time	\$ 2,500.00	\$ -	\$ 173.40	\$ 2,326.60	\$ -	93.06%
01-30-310-500114	Incentive Pay	\$ 4,000.00	\$ 50.00	\$ 350.00	\$ 3,650.00	\$ -	91.25%
01-30-310-500115	Social Security	\$ 80,500.00	\$ 4,400.17	\$ 30,912.85	\$ 49,587.15	\$ -	61.60%
01-30-310-500120	Medicare	\$ 18,500.00	\$ 1,029.06	\$ 7,229.57	\$ 11,270.43	\$ -	60.92%
01-30-310-500125	Health Insurance	\$ 210,650.00	\$ 11,872.08	\$ 87,043.78	\$ 123,606.22	\$ -	58.68%
01-30-310-500130	CalPERS Health Admin Costs	\$ 3,000.00	\$ 278.73	\$ 1,822.13	\$ 1,177.87	\$ -	39.26%
01-30-310-500140	Life Insurance	\$ 2,000.00	\$ 159.92	\$ 771.57	\$ 1,228.43	\$ -	61.42%

Account Number	Description	Budget	Period Amt	End Bal	Variance	Encumbered	% Avail/
01-30-310-500143	EAP Program	\$ 500.00	\$ 13.37	\$ 90.31	\$ 409.69	\$ -	81.94%
01-30-310-500145	Workers' Compensation	\$ 9,000.00	\$ 548.27	\$ 3,707.44	\$ 5,292.56	\$ -	58.81%
01-30-310-500150	Unemployment Insurance	\$ 7,500.00	\$ -	\$ 31.62	\$ 7,468.38	\$ -	99.58%
01-30-310-500155	Retirement/CalPERS	\$ 222,000.00	\$ 15,655.89	\$ 110,472.78	\$ 111,527.22	\$ -	50.24%
01-30-310-500161	Estimated Current Year OPEB	\$ 104,000.00	\$ -	\$ -	\$ 104,000.00	\$ -	100.00%
01-30-310-500165	Uniforms and Employee Benefits	\$ 1,000.00	\$ -	\$ 286.61	\$ 713.39	\$ -	71.34%
01-30-310-500175	Training/Education/Mtgs/Travel	\$ 37,000.00	\$ 1,152.96	\$ 9,404.51	\$ 27,595.49	\$ -	74.58%
01-30-310-500180	Accrued Sick Leave Expense	\$ 60,000.00	\$ 3,281.46	\$ 7,261.71	\$ 52,738.29	\$ -	87.90%
01-30-310-500185	Accrued Vacation Leave Expense	\$ 98,000.00	\$ 1,638.20	\$ 12,908.63	\$ 85,091.37	\$ -	86.83%
01-30-310-500187	Accrued Leave Payments	\$ 101,500.00	\$ 2,352.56	\$ 28,531.35	\$ 72,968.65	\$ -	71.89%
01-30-310-500195	CIP Related Labor	\$ (8,000.00)	\$ -	\$ -	\$ (8,000.00)	\$ -	100.00%
01-30-310-560000	GASB 68 Pension Expense	\$ 215,000.00	\$ -	\$ 135,000.00	\$ 80,000.00	\$ -	37.21%
320	Human Resources & Risk Management Personnel						
01-30-320-500105	Labor	\$ 101,000.00	\$ 5,470.80	\$ 48,325.40	\$ 52,674.60	\$ -	52.15%
01-30-320-500114	Incentive Pay	\$ 1,000.00	\$ -	\$ -	\$ 1,000.00	\$ -	100.00%
01-30-320-500115	Social Security	\$ 7,000.00	\$ 452.50	\$ 3,167.50	\$ 3,832.50	\$ -	54.75%
01-30-320-500120	Medicare	\$ 2,000.00	\$ 105.82	\$ 740.74	\$ 1,259.26	\$ -	62.96%
01-30-320-500125	Health Insurance	\$ 27,500.00	\$ 2,025.34	\$ 14,177.38	\$ 13,322.62	\$ -	48.45%
01-30-320-500140	Life Insurance	\$ 500.00	\$ 11.78	\$ 105.28	\$ 394.72	\$ -	78.94%
01-30-320-500143	EAP Program	\$ 500.00	\$ 1.91	\$ 13.38	\$ 486.62	\$ -	97.32%
01-30-320-500145	Workers' Compensation	\$ 1,000.00	\$ 53.24	\$ 372.68	\$ 627.32	\$ -	62.73%
01-30-320-500150	Unemployment Insurance	\$ 1,500.00	\$ -	\$ -	\$ 1,500.00	\$ -	100.00%
01-30-320-500155	Retirement/CalPERS	\$ 9,000.00	\$ 630.09	\$ 4,341.45	\$ 4,658.55	\$ -	51.76%
01-30-320-500165	Uniforms and Employee Benefits	\$ 220.00	\$ -	\$ 219.10	\$ 0.90	\$ -	0.41%
01-30-320-500175	Training/Education/Mtgs/Travel	\$ 7,000.00	\$ 465.00	\$ 1,695.00	\$ 5,305.00	\$ -	75.79%
01-30-320-500176	Dist Professional Development	\$ 26,000.00	\$ -	\$ 8,388.00	\$ 17,612.00	\$ -	67.74%
01-30-320-500177	General Safety Trng & Supplies	\$ 26,900.00	\$ 500.00	\$ 7,740.00	\$ 19,160.00	\$ -	71.23%
01-30-320-500180	Accrued Sick Leave Expense	\$ 6,000.00	\$ 455.90	\$ 1,367.70	\$ 4,632.30	\$ -	77.21%
01-30-320-500185	Accrued Vacation Leave Expense	\$ 5,500.00	\$ 1,367.70	\$ 1,367.70	\$ 4,132.30	\$ -	75.13%
01-30-320-550024	Employment Testing	\$ 4,500.00	\$ 405.00	\$ 2,954.11	\$ 1,545.89	\$ -	34.35%
330	Customer Service Personnel						
01-30-330-500105	Labor	\$ 321,800.00	\$ 22,629.68	\$ 146,148.79	\$ 175,651.21	\$ -	54.58%
01-30-330-500109	FLSA Overtime	\$ 500.00	\$ -	\$ -	\$ 500.00	\$ -	100.00%
01-30-330-500110	Overtime	\$ 8,000.00	\$ 140.03	\$ 3,994.97	\$ 4,005.03	\$ -	50.06%
01-30-330-500111	Double Time	\$ 1,000.00	\$ -	\$ -	\$ 1,000.00	\$ -	100.00%
01-30-330-500114	Incentive Pay	\$ 3,000.00	\$ -	\$ -	\$ 3,000.00	\$ -	100.00%
01-30-330-500115	Social Security	\$ 24,500.00	\$ 1,466.44	\$ 9,844.98	\$ 14,655.02	\$ -	59.82%
01-30-330-500120	Medicare	\$ 6,000.00	\$ 342.98	\$ 2,302.48	\$ 3,697.52	\$ -	61.63%
01-30-330-500125	Health Insurance	\$ 135,500.00	\$ 9,804.26	\$ 54,515.21	\$ 80,984.79	\$ -	59.77%
01-30-330-500140	Life Insurance	\$ 1,000.00	\$ 42.41	\$ 259.31	\$ 740.69	\$ -	74.07%
01-30-330-500143	EAP Program	\$ 500.00	\$ 9.55	\$ 58.77	\$ 441.23	\$ -	88.25%
01-30-330-500145	Workers' Compensation	\$ 3,000.00	\$ 174.11	\$ 1,149.91	\$ 1,850.09	\$ -	61.67%
01-30-330-500150	Unemployment Insurance	\$ 5,000.00	\$ -	\$ -	\$ 5,000.00	\$ -	100.00%
01-30-330-500155	Retirement/CalPERS	\$ 37,500.00	\$ 4,075.14	\$ 19,336.67	\$ 18,163.33	\$ -	48.44%

Account Number	Description	Budget	Period Amt	End Bal	Variance	Encumbered	% Avail/
01-30-330-500165	Uniforms and Employee Benefits	\$ 500.00	\$ -	\$ 440.70	\$ 59.30	\$ -	11.86%
01-30-330-500175	Training/Education/Mtgs/Travel	\$ 8,500.00	\$ -	\$ 1,361.57	\$ 7,138.43	\$ -	83.98%
01-30-330-500180	Accrued Sick Leave Expense	\$ 15,500.00	\$ 876.54	\$ 2,778.59	\$ 12,721.41	\$ -	82.07%
01-30-330-500185	Accrued Vacation Leave Expense	\$ 21,000.00	\$ -	\$ 5,672.63	\$ 15,327.37	\$ -	72.99%
01-30-330-500187	Accrued Leave Payments	\$ 20,500.00	\$ -	\$ -	\$ 20,500.00	\$ -	100.00%
	FINANCE & ADMINISTRATION Personnel	\$ 3,023,570.00	\$ 159,696.89	\$ 1,238,031.52	\$ 1,785,538.48	\$ -	59.05%
310	Finance & Administration Materials & Supplies						
01-30-310-550006	Cashiering Shortages/Overages	\$ -	\$ -	\$ -	\$ -	\$ -	0.00%
01-30-310-550042	Office Supplies	\$ 11,000.00	\$ 461.42	\$ 5,879.42	\$ 5,120.58	\$ -	46.55%
01-30-310-550046	Office Equipment	\$ 5,500.00	\$ -	\$ 437.41	\$ 5,062.59	\$ -	92.05%
01-30-310-550048	Postage	\$ 60,000.00	\$ 4,436.83	\$ 5,867.22	\$ 54,132.78	\$ -	90.22%
01-30-310-550066	Subscriptions	\$ 500.00	\$ -	\$ 195.00	\$ 305.00	\$ -	61.00%
01-30-310-550072	Miscellaneous Operating Exp	\$ 500.00	\$ 804.29	\$ 867.45	\$ (367.45)	\$ -	-73.49%
01-30-310-550078	Bad Debt Expense	\$ 25,000.00	\$ -	\$ -	\$ 25,000.00	\$ -	100.00%
01-30-310-550084	Depreciation	\$ 3,417,000.00	\$ 288,814.88	\$ 2,030,620.53	\$ 1,386,379.47	\$ -	40.57%
320	Human Resources & Risk Management Materials & Supplies						
01-30-320-550028	District Certification	\$ 6,000.00	\$ -	\$ 3,820.00	\$ 2,180.00	\$ -	36.33%
01-30-320-550042	Office Supplies	\$ 1,980.00	\$ -	\$ -	\$ 1,980.00	\$ -	100.00%
330	Customer Service Materials & Supplies						
01-30-330-550006	Cashiering Shortages/Overages	\$ 100.00	\$ -	\$ 34.66	\$ 65.34	\$ -	65.34%
	FINANCE & ADMINISTRATION Materials & Supplies	\$ 3,527,580.00	\$ 294,517.42	\$ 2,047,721.69	\$ 1,479,858.31	\$ -	41.95%
310	Finance & Administration Services						
01-30-310-500190	Temporary Labor	\$ 60,850.00	\$ -	\$ 60,097.15	\$ 752.85	\$ -	1.24%
01-30-310-550001	Bank/Financial Service Fees	\$ 4,000.00	\$ 288.52	\$ 1,862.36	\$ 2,137.64	\$ -	53.44%
01-30-310-550008	Transaction/Return Fees	\$ -	\$ 50.18	\$ 75.73	\$ (75.73)	\$ -	0.00%
01-30-310-550010	Transaction/Credit Card Fees	\$ -	\$ -	\$ -	\$ -	\$ -	0.00%
01-30-310-550030	Membership Dues	\$ 43,000.00	\$ 2,116.25	\$ 29,779.75	\$ 13,220.25	\$ -	30.74%
01-30-310-550036	Notary and Lien Fees	\$ -	\$ -	\$ -	\$ -	\$ -	0.00%
01-30-310-550051	Advertising/Legal Notices	\$ 5,000.00	\$ -	\$ 1,107.82	\$ 3,892.18	\$ -	77.84%
01-30-310-550054	Property, Auto, General Ins	\$ 170,000.00	\$ 22,140.90	\$ 144,182.10	\$ 25,817.90	\$ -	15.19%
01-30-310-550061	Media Outreach	\$ 10,000.00	\$ -	\$ -	\$ 10,000.00	\$ -	100.00%
01-30-310-580001	Accounting and Audit	\$ 46,000.00	\$ 6,030.00	\$ 33,603.75	\$ 12,396.25	\$ -	26.95%
01-30-310-580011	General Legal	\$ 79,000.00	\$ 6,827.36	\$ 34,591.75	\$ 44,408.25	\$ -	56.21%
01-30-310-580036	Other Professional Services	\$ 341,000.00	\$ 18,413.67	\$ 112,583.85	\$ 228,416.15	\$ -	66.98%
320	Human Resources & Risk Management Services						
01-30-320-550025	Employee Retention	\$ 6,000.00	\$ -	\$ -	\$ 6,000.00	\$ -	100.00%
01-30-320-550026	Recruitment Expense	\$ 12,500.00	\$ 143.52	\$ 1,491.59	\$ 11,008.41	\$ -	88.07%
01-30-320-550030	Membership Dues	\$ 2,000.00	\$ -	\$ 1,018.00	\$ 982.00	\$ -	49.10%
01-30-320-550051	Advertising/Legal Notices	\$ 2,000.00	\$ -	\$ 243.95	\$ 1,756.05	\$ -	87.80%
01-30-320-580036	Other Professional Services	\$ 11,000.00	\$ -	\$ 1,443.75	\$ 9,556.25	\$ -	86.88%
330	Customer Service Services						
01-30-330-500190	Temporary Labor	\$ 20,200.00	\$ -	\$ 20,183.48	\$ 16.52	\$ -	0.08%

Account Number	Description	Budget	Period Amt	End Bal	Variance	Encumbered	% Avail/
01-30-330-550008	Transaction/Return Fees	\$ 1,500.00	\$ 144.25	\$ 516.22	\$ 983.78	\$ -	65.59%
01-30-330-550010	Transaction/Credit Card Fees	\$ 125,000.00	\$ 12,559.79	\$ 63,159.35	\$ 61,840.65	\$ -	49.47%
01-30-330-550014	Credit Check Fees	\$ 6,500.00	\$ 725.60	\$ 3,818.24	\$ 2,681.76	\$ -	41.26%
01-30-330-550030	Membership Dues	\$ 1,500.00	\$ -	\$ 135.00	\$ 1,365.00	\$ -	91.00%
01-30-330-550036	Notary and Lien Fees	\$ 2,500.00	\$ 60.00	\$ 440.00	\$ 2,060.00	\$ -	82.40%
01-30-330-550050	Utility Billing Service	\$ 90,000.00	\$ 7,243.27	\$ 52,774.87	\$ 37,225.13	\$ -	41.36%
	FINANCE & ADMINISTRATION Services	\$ 1,039,550.00	\$ 76,743.31	\$ 563,108.71	\$ 476,441.29	\$ -	45.83%
	Expense Total	\$ 7,590,700.00	\$ 530,957.62	\$ 3,848,861.92	\$ 3,741,838.08	\$ -	49.30%
35	INFORMATION TECHNOLOGY						
01-35-315-500105	Labor	\$ 169,000.00	\$ 12,846.40	\$ 87,516.10	\$ 81,483.90	\$ -	48.22%
01-35-315-500114	Incentive Pay	\$ 1,000.00	\$ -	\$ -	\$ 1,000.00	\$ -	100.00%
01-35-315-500115	Social Security	\$ 14,000.00	\$ 797.14	\$ 6,537.00	\$ 7,463.00	\$ -	53.31%
01-35-315-500120	Medicare	\$ 3,500.00	\$ 186.42	\$ 1,528.76	\$ 1,971.24	\$ -	56.32%
01-35-315-500125	Health Insurance	\$ 27,500.00	\$ 1,967.29	\$ 13,771.03	\$ 13,728.97	\$ -	49.92%
01-35-315-500140	Life Insurance	\$ 500.00	\$ 20.83	\$ 145.81	\$ 354.19	\$ -	70.84%
01-35-315-500143	EAP Program	\$ 500.00	\$ 1.91	\$ 13.38	\$ 486.62	\$ -	97.32%
01-35-315-500145	Workers' Compensation	\$ 1,500.00	\$ 93.78	\$ 656.46	\$ 843.54	\$ -	56.24%
01-35-315-500150	Unemployment Insurance	\$ 2,500.00	\$ -	\$ -	\$ 2,500.00	\$ -	100.00%
01-35-315-500155	Retirement/CalPERS	\$ 15,000.00	\$ 1,117.73	\$ 7,128.79	\$ 7,871.21	\$ -	52.47%
01-35-315-500175	Training/Education/Mtgs/Travel	\$ 5,000.00	\$ -	\$ -	\$ 5,000.00	\$ -	100.00%
01-35-315-500180	Accrued Sick Leave Expense	\$ 10,000.00	\$ -	\$ -	\$ 10,000.00	\$ -	100.00%
01-35-315-500185	Accrued Vacation Leave Expense	\$ 18,500.00	\$ -	\$ 2,408.70	\$ 16,091.30	\$ -	86.98%
01-35-315-500187	Accrued Leave Payments	\$ 20,500.00	\$ -	\$ 15,435.75	\$ 5,064.25	\$ -	24.70%
01-35-315-500195	CIP Related Labor	\$ (33,000.00)	\$ -	\$ -	\$ (33,000.00)	\$ -	100.00%
	Information Technology Personnel	\$ 256,000.00	\$ 17,031.50	\$ 135,141.78	\$ 120,858.22	\$ -	47.21%
01-35-315-550044	Printing/Toner and Maintenance	\$ 30,000.00	\$ 584.41	\$ 8,572.20	\$ 21,427.80	\$ -	71.43%
01-35-315-580016	Computer Hardware	\$ 30,000.00	\$ 11,404.14	\$ 15,258.65	\$ 14,741.35	\$ -	49.14%
01-35-315-580028	Cybersecurity Soft/Hardware	\$ 58,000.00	\$ 4,200.00	\$ 33,526.00	\$ 24,474.00	\$ -	42.20%
01-35-315-580030	Repair/Purchase Radio Comm Eq	\$ 10,000.00	\$ -	\$ 4,545.64	\$ 5,454.36	\$ -	54.54%
	Information Technology Materials & Supplies	\$ 128,000.00	\$ 16,188.55	\$ 61,902.49	\$ 66,097.51	\$ -	51.64%
01-35-315-501511	Telephone/Internet Service	\$ 73,000.00	\$ 7,169.96	\$ 47,276.01	\$ 25,723.99	\$ -	35.24%
01-35-315-501521	Building Alarms and Security	\$ 34,000.00	\$ 1,131.65	\$ 10,826.39	\$ 23,173.61	\$ -	68.16%
01-35-315-540014	GIS Maintenance and Updates	\$ 10,000.00	\$ -	\$ -	\$ 10,000.00	\$ -	100.00%
01-35-315-550030	Membership Dues	\$ 3,000.00	\$ 436.00	\$ 671.00	\$ 2,329.00	\$ -	77.63%
01-35-315-550058	Cyber Security Liability Ins	\$ 7,500.00	\$ 5,582.78	\$ 5,582.78	\$ 1,917.22	\$ -	25.56%
01-35-315-580021	IT/Software Support	\$ 8,000.00	\$ -	\$ -	\$ 8,000.00	\$ -	100.00%
01-35-315-580026	License/Maintenance/Support	\$ 321,000.00	\$ 10,258.73	\$ 128,790.66	\$ 192,209.34	\$ -	59.88%
01-35-315-580027	AMR/AMI Annual Support	\$ 163,000.00	\$ -	\$ -	\$ 163,000.00	\$ -	100.00%
	Information Technology Services	\$ 619,500.00	\$ 24,579.12	\$ 193,146.84	\$ 426,353.16	\$ -	68.82%

Account Number	Description	Budget	Period Amt	End Bal	Variance	Encumbered	% Avail/
Expense Total	INFORMATION TECHNOLOGY	\$ 1,003,500.00	\$ 57,799.17	\$ 390,191.11	\$ 613,308.89	\$ -	61.12%
40	OPERATIONS						
410	Source of Supply Personnel						
01-40-410-500105	Labor	\$ 437,900.00	\$ 28,432.37	\$ 205,373.18	\$ 232,526.82	\$ -	53.10%
01-40-410-500109	FLSA Overtime	\$ 500.00	\$ -	\$ -	\$ 500.00	\$ -	100.00%
01-40-410-500110	Overtime	\$ 20,500.00	\$ 1,737.43	\$ 4,374.84	\$ 16,125.16	\$ -	78.66%
01-40-410-500111	Double Time	\$ 7,500.00	\$ 924.45	\$ 1,025.97	\$ 6,474.03	\$ -	86.32%
01-40-410-500113	Standby/On-Call	\$ 14,600.00	\$ 1,120.00	\$ 7,840.00	\$ 6,760.00	\$ -	46.30%
01-40-410-500114	Incentive Pay	\$ 3,000.00	\$ 200.00	\$ 1,300.00	\$ 1,700.00	\$ -	56.67%
01-40-410-500115	Social Security	\$ 35,500.00	\$ 2,331.44	\$ 15,258.19	\$ 20,241.81	\$ -	57.02%
01-40-410-500120	Medicare	\$ 8,500.00	\$ 545.27	\$ 3,568.48	\$ 4,931.52	\$ -	58.02%
01-40-410-500125	Health Insurance	\$ 135,500.00	\$ 9,729.49	\$ 69,152.84	\$ 66,347.16	\$ -	48.96%
01-40-410-500140	Life Insurance	\$ 1,000.00	\$ 52.95	\$ 369.86	\$ 630.14	\$ -	63.01%
01-40-410-500143	EAP Program	\$ 500.00	\$ 9.55	\$ 66.76	\$ 433.24	\$ -	86.65%
01-40-410-500145	Workers' Compensation	\$ 18,500.00	\$ 1,396.65	\$ 9,332.75	\$ 9,167.25	\$ -	49.55%
01-40-410-500150	Unemployment Insurance	\$ 15,500.00	\$ -	\$ -	\$ 15,500.00	\$ -	100.00%
01-40-410-500155	Retirement/CalPERS	\$ 140,500.00	\$ 8,279.55	\$ 67,342.26	\$ 73,157.74	\$ -	52.07%
01-40-410-500165	Uniforms and Employee Benefits	\$ 4,000.00	\$ -	\$ 1,776.39	\$ 2,223.61	\$ -	55.59%
01-40-410-500175	Training/Education/Mtgs/Travel	\$ 1,500.00	\$ -	\$ 154.99	\$ 1,345.01	\$ -	89.67%
01-40-410-500180	Accrued Sick Leave Expense	\$ 20,500.00	\$ 932.19	\$ 11,001.22	\$ 9,498.78	\$ -	46.34%
01-40-410-500185	Accrued Vacation Leave Expense	\$ 37,000.00	\$ 4,849.76	\$ 14,758.58	\$ 22,241.42	\$ -	60.11%
01-40-410-500187	Accrued Leave Payments	\$ 27,500.00	\$ -	\$ -	\$ 27,500.00	\$ -	100.00%
01-40-410-500195	CIP Related Labor	\$ (20,000.00)	\$ -	\$ -	\$ (20,000.00)	\$ -	100.00%
430	Gross-Connection/Non-Potable Water Personnel						
01-40-430-500105	Labor	\$ 103,500.00	\$ 7,239.30	\$ 49,452.24	\$ 54,047.76	\$ -	52.22%
01-40-430-500109	FLSA Overtime	\$ 500.00	\$ -	\$ -	\$ 500.00	\$ -	100.00%
01-40-430-500110	Overtime	\$ 6,000.00	\$ -	\$ -	\$ 6,000.00	\$ -	100.00%
01-40-430-500111	Double Time	\$ 1,000.00	\$ -	\$ -	\$ 1,000.00	\$ -	100.00%
01-40-430-500114	Incentive Pay	\$ 1,000.00	\$ 50.00	\$ 300.00	\$ 700.00	\$ -	70.00%
01-40-430-500115	Social Security	\$ 8,500.00	\$ 490.42	\$ 3,399.35	\$ 5,100.65	\$ -	60.01%
01-40-430-500120	Medicare	\$ 2,000.00	\$ 114.70	\$ 795.04	\$ 1,204.96	\$ -	60.25%
01-40-430-500125	Health Insurance	\$ 27,500.00	\$ 2,148.74	\$ 13,915.58	\$ 13,584.42	\$ -	49.40%
01-40-430-500140	Life Insurance	\$ 500.00	\$ 12.15	\$ 85.41	\$ 414.59	\$ -	82.92%
01-40-430-500143	EAP Program	\$ 500.00	\$ 1.91	\$ 13.28	\$ 486.72	\$ -	97.34%
01-40-430-500145	Workers' Compensation	\$ 4,500.00	\$ 302.56	\$ 2,099.00	\$ 2,401.00	\$ -	53.36%
01-40-430-500150	Unemployment Insurance	\$ 1,500.00	\$ -	\$ -	\$ 1,500.00	\$ -	100.00%
01-40-430-500155	Retirement/CalPERS	\$ 18,500.00	\$ 2,824.22	\$ 11,050.84	\$ 7,449.16	\$ -	40.27%
01-40-430-500165	Uniforms and Employee Benefits	\$ 1,000.00	\$ -	\$ 330.78	\$ 669.22	\$ -	66.92%
01-40-430-500175	Training/Education/Mtgs/Travel	\$ 1,500.00	\$ -	\$ 574.00	\$ 926.00	\$ -	61.73%
01-40-430-500180	Accrued Sick Leave Expense	\$ 5,000.00	\$ 122.70	\$ 2,387.34	\$ 2,612.66	\$ -	52.25%
01-40-430-500185	Accrued Vacation Leave Expense	\$ 7,500.00	\$ 490.80	\$ 2,638.62	\$ 4,861.38	\$ -	64.82%
01-40-430-500187	Accrued Leave Payments	\$ 7,000.00	\$ -	\$ -	\$ 7,000.00	\$ -	100.00%
440	Transmission & Distribution Personnel						

Account Number	Description	Budget	Period Amt	End Bal	Variance	Encumbered	% Avail/
01-40-440-500105	Labor	\$ 1,233,500.00	\$ 71,750.17	\$ 511,682.59	\$ 721,817.41	\$ -	58.52%
01-40-440-500109	FLSA Overtime	\$ 1,000.00	\$ -	\$ -	\$ 1,000.00	\$ -	100.00%
01-40-440-500110	Overtime	\$ 56,000.00	\$ 4,368.35	\$ 23,681.17	\$ 32,318.83	\$ -	57.71%
01-40-440-500111	Double Time	\$ 26,500.00	\$ 5,555.63	\$ 11,691.24	\$ 14,808.76	\$ -	55.88%
01-40-440-500113	Standby/On-Call	\$ 23,000.00	\$ 1,830.00	\$ 13,350.00	\$ 9,650.00	\$ -	41.96%
01-40-440-500114	Incentive Pay	\$ 7,000.00	\$ -	\$ 50.00	\$ 6,950.00	\$ -	99.29%
01-40-440-500115	Social Security	\$ 96,000.00	\$ 6,374.41	\$ 38,849.92	\$ 57,150.08	\$ -	59.53%
01-40-440-500120	Medicare	\$ 22,500.00	\$ 1,445.61	\$ 9,032.72	\$ 13,467.28	\$ -	59.85%
01-40-440-500125	Health Insurance	\$ 411,500.00	\$ 19,959.96	\$ 131,358.54	\$ 280,141.46	\$ -	68.08%
01-40-440-500140	Life Insurance	\$ 2,500.00	\$ 96.65	\$ 897.34	\$ 1,602.66	\$ -	64.11%
01-40-440-500143	EAP Program	\$ 1,000.00	\$ 26.17	\$ 194.16	\$ 805.84	\$ -	80.58%
01-40-440-500145	Workers' Compensation	\$ 42,500.00	\$ 2,811.25	\$ 19,859.72	\$ 22,640.28	\$ -	53.27%
01-40-440-500155	Retirement/CalPERS	\$ 225,500.00	\$ 18,229.94	\$ 109,936.86	\$ 115,563.14	\$ -	51.25%
01-40-440-500165	Uniforms and Employee Benefits	\$ 16,000.00	\$ 2,026.49	\$ 11,683.13	\$ 4,316.87	\$ -	26.98%
01-40-440-500175	Training/Education/Mtgs/Travel	\$ 25,000.00	\$ -	\$ 22,452.09	\$ 2,547.91	\$ -	10.19%
01-40-440-500180	Accrued Sick Leave Expense	\$ 65,500.00	\$ 2,456.40	\$ 20,469.59	\$ 45,030.41	\$ -	68.75%
01-40-440-500185	Accrued Vacation Leave Expense	\$ 92,000.00	\$ 4,737.66	\$ 27,737.97	\$ 64,262.03	\$ -	69.85%
01-40-440-500187	Accrued Leave Payments	\$ 79,000.00	\$ 8,765.40	\$ 12,087.16	\$ 66,912.84	\$ -	84.70%
01-40-440-500195	CIP Related Labor	\$ (40,000.00)	\$ -	\$ -	\$ (40,000.00)	\$ -	100.00%
450	Inspections Personnel						
01-40-450-500105	Labor	\$ 71,000.00	\$ 1,437.22	\$ 4,983.82	\$ 66,016.18	\$ -	92.98%
01-40-450-500110	Overtime	\$ 12,000.00	\$ (1,195.97)	\$ (624.64)	\$ 12,624.64	\$ -	105.21%
01-40-450-500111	Double Time	\$ 4,500.00	\$ -	\$ -	\$ 4,500.00	\$ -	100.00%
01-40-450-500113	Standby/On-Call	\$ 3,000.00	\$ -	\$ -	\$ 3,000.00	\$ -	100.00%
01-40-450-500115	Social Security	\$ 6,000.00	\$ 14.42	\$ 269.55	\$ 5,730.45	\$ -	95.51%
01-40-450-500120	Medicare	\$ 1,500.00	\$ 3.37	\$ 63.04	\$ 1,436.96	\$ -	95.80%
01-40-450-500125	Health Insurance	\$ 23,500.00	\$ 277.47	\$ 1,594.99	\$ 21,905.01	\$ -	93.21%
01-40-450-500140	Life Insurance	\$ 500.00	\$ 2.37	\$ 9.35	\$ 490.65	\$ -	98.13%
01-40-450-500143	EAP Program	\$ 500.00	\$ 0.65	\$ 1.98	\$ 498.02	\$ -	99.60%
01-40-450-500145	Workers' Compensation	\$ 3,000.00	\$ 61.58	\$ 213.20	\$ 2,786.80	\$ -	92.89%
01-40-450-500155	Retirement/CalPERS	\$ 13,000.00	\$ 93.93	\$ 621.67	\$ 12,378.33	\$ -	95.22%
460	Customer Svc & Meter Reading Personnel						
01-40-460-500105	Labor	\$ 164,500.00	\$ 15,314.80	\$ 104,945.45	\$ 59,554.55	\$ -	36.20%
01-40-460-500109	FLSA Overtime	\$ 500.00	\$ -	\$ -	\$ 500.00	\$ -	100.00%
01-40-460-500110	Overtime	\$ 3,000.00	\$ 111.34	\$ 1,969.24	\$ 1,030.76	\$ -	34.36%
01-40-460-500111	Double Time	\$ 1,500.00	\$ 445.76	\$ 1,264.56	\$ 235.44	\$ -	15.70%
01-40-460-500113	Standby/On-Call	\$ 4,000.00	\$ -	\$ -	\$ 4,000.00	\$ -	100.00%
01-40-460-500114	Incentive Pay	\$ 1,500.00	\$ -	\$ -	\$ 1,500.00	\$ -	100.00%
01-40-460-500115	Social Security	\$ 12,500.00	\$ 1,087.32	\$ 7,345.20	\$ 5,154.80	\$ -	41.24%
01-40-460-500120	Medicare	\$ 3,000.00	\$ 254.33	\$ 1,717.90	\$ 1,282.10	\$ -	42.74%
01-40-460-500125	Health Insurance	\$ 54,500.00	\$ 5,326.59	\$ 36,489.84	\$ 18,010.16	\$ -	33.05%
01-40-460-500140	Life Insurance	\$ 500.00	\$ 28.90	\$ 170.02	\$ 329.98	\$ -	66.00%
01-40-460-500143	EAP Program	\$ 500.00	\$ 6.43	\$ 37.73	\$ 462.27	\$ -	92.45%
01-40-460-500145	Workers' Compensation	\$ 7,000.00	\$ 651.20	\$ 4,446.76	\$ 2,553.24	\$ -	36.47%

Account Number	Description	Budget	Period Amt	End Bal	Variance	Encumbered	% Avail/
01-40-460-500155	Retirement/CalPERS	\$ 51,500.00	\$ 5,232.15	\$ 32,979.24	\$ 18,520.76	\$ -	35.96%
01-40-460-500165	Uniforms and Employee Benefits	\$ 3,000.00	\$ (200.00)	\$ 298.47	\$ 2,701.53	\$ -	90.05%
01-40-460-500175	Training/Education/Mtgs/Travel	\$ 1,000.00	\$ -	\$ -	\$ 1,000.00	\$ -	100.00%
01-40-460-500180	Accrued Sick Leave Expense	\$ 7,500.00	\$ (85.44)	\$ 3,104.56	\$ 4,395.44	\$ -	58.61%
01-40-460-500185	Accrued Vacation Leave Expense	\$ 11,500.00	\$ 1,022.34	\$ 7,671.34	\$ 3,828.66	\$ -	33.29%
01-40-460-500187	Accrued Leave Payments	\$ 15,000.00	\$ -	\$ -	\$ 15,000.00	\$ -	100.00%
01-40-460-500195	CIP Related Labor	\$ (41,000.00)	\$ (1,802.43)	\$ (22,215.20)	\$ (18,784.80)	\$ -	45.82%
470	Maintenance & General Plant Personnel						
01-40-470-500105	Labor	\$ 163,000.00	\$ 18,970.19	\$ 118,533.51	\$ 44,466.49	\$ -	27.28%
01-40-470-500109	FLSA Overtime	\$ 500.00	\$ -	\$ -	\$ 500.00	\$ -	100.00%
01-40-470-500110	Overtime	\$ 3,000.00	\$ -	\$ 648.70	\$ 2,351.30	\$ -	78.38%
01-40-470-500111	Double Time	\$ 1,000.00	\$ 15.19	\$ 220.26	\$ 779.74	\$ -	77.97%
01-40-470-500113	Standby/On-Call	\$ 3,000.00	\$ -	\$ -	\$ 3,000.00	\$ -	100.00%
01-40-470-500114	Incentive Pay	\$ 1,500.00	\$ -	\$ -	\$ 1,500.00	\$ -	100.00%
01-40-470-500115	Social Security	\$ 12,000.00	\$ 1,188.59	\$ 7,849.01	\$ 4,150.99	\$ -	34.59%
01-40-470-500120	Medicare	\$ 3,000.00	\$ 277.98	\$ 1,843.55	\$ 1,156.45	\$ -	38.55%
01-40-470-500125	Health Insurance	\$ 63,500.00	\$ 5,518.86	\$ 34,173.49	\$ 29,326.51	\$ -	46.18%
01-40-470-500140	Life Insurance	\$ 500.00	\$ 27.85	\$ 199.61	\$ 300.39	\$ -	60.08%
01-40-470-500143	EAP Program	\$ 500.00	\$ 6.86	\$ 46.05	\$ 453.95	\$ -	90.79%
01-40-470-500145	Workers' Compensation	\$ 7,000.00	\$ 679.37	\$ 4,768.43	\$ 2,231.57	\$ -	31.88%
01-40-470-500155	Retirement/CalPERS	\$ 15,000.00	\$ 1,460.07	\$ 9,861.23	\$ 5,138.77	\$ -	34.26%
01-40-470-500165	Uniforms and Employee Benefits	\$ 2,000.00	\$ -	\$ 775.72	\$ 1,224.28	\$ -	61.21%
01-40-470-500175	Training/Education/Mtgs/Travel	\$ 2,000.00	\$ -	\$ -	\$ 2,000.00	\$ -	100.00%
01-40-470-500180	Accrued Sick Leave Expenses	\$ 7,000.00	\$ -	\$ 3,541.56	\$ 3,458.44	\$ -	49.41%
01-40-470-500185	Accrued Vacation Expenses	\$ 7,500.00	\$ 182.40	\$ 4,108.56	\$ 3,391.44	\$ -	45.22%
01-40-470-500187	Accrued Leave Payments	\$ 4,500.00	\$ -	\$ -	\$ 4,500.00	\$ -	100.00%
	OPERATIONS Personnel	\$ 4,230,000.00	\$ 281,188.38	\$ 1,838,679.74	\$ 2,391,320.26	\$ -	56.53%
410	Source of Supply Materials & Supplies						
01-40-410-501101	Electricity - Wells	\$ 2,750,000.00	\$ 328,377.87	\$ 1,315,536.36	\$ 1,434,463.64	\$ -	52.16%
01-40-410-501201	Gas - Wells	\$ 1,000.00	\$ 14.79	\$ 103.55	\$ 896.45	\$ -	89.65%
01-40-410-510011	Treatment and Chemicals	\$ 170,000.00	\$ 25,241.70	\$ 87,228.75	\$ 82,771.25	\$ -	48.69%
01-40-410-510021	Lab Testing	\$ 80,000.00	\$ 7,815.15	\$ 44,589.60	\$ 35,410.40	\$ -	44.26%
01-40-410-510031	Small Tools, Parts, & Maint	\$ 5,000.00	\$ 601.15	\$ 3,092.00	\$ 1,908.00	\$ -	38.16%
01-40-410-520021	Maint & Repair-Telemetry	\$ 5,000.00	\$ -	\$ 109.60	\$ 4,890.40	\$ -	97.81%
01-40-410-520061	Maint & Repair-Pumping Equip	\$ 200,000.00	\$ 2,281.66	\$ 78,337.37	\$ 121,662.63	\$ 1,257.53	60.20%
01-40-410-550066	Subscriptions	\$ 1,500.00	\$ -	\$ 362.00	\$ 1,138.00	\$ -	75.87%
430	Cross-Connection/Non-Potable Water Materials & Supplies						
01-40-430-510031	Small Tools Parts & Maint	\$ 2,000.00	\$ -	\$ 447.01	\$ 1,552.99	\$ -	77.65%
01-40-430-540001	Backflow Maintenance	\$ 13,000.00	\$ 1,304.55	\$ 1,356.23	\$ 11,643.77	\$ -	89.57%
01-40-430-550066	Subscriptions	\$ 2,000.00	\$ -	\$ 1,150.00	\$ 850.00	\$ -	42.50%
440	Transmission & Distribution Materials & Supplies						
01-40-440-500178	General Safety Supplies	\$ 13,000.00	\$ 158.97	\$ 4,405.44	\$ 8,594.56	\$ -	66.11%
01-40-440-510031	Small Tools, Parts, & Maint	\$ 22,000.00	\$ 2,870.68	\$ 10,731.31	\$ 11,268.69	\$ -	51.22%

Account Number	Description	Budget	Period Amt	End Bal	Variance	Encumbered	% Avail/
01-40-440-520071	Maint & Repair-Pipeline/FireHy	\$ 145,000.00	\$ 2,377.93	\$ 22,264.53	\$ 122,735.47	\$ 10,951.33	77.09%
01-40-440-520081	Maint & Repair-Hydraulic Valve	\$ 35,000.00	\$ -	\$ 47.29	\$ 34,952.71	\$ -	99.86%
01-40-440-530001	Minor Capital Acquisitions	\$ 30,000.00	\$ 1,305.17	\$ 6,848.52	\$ 23,151.48	\$ -	77.17%
01-40-440-540024	Inventory Adjustments	\$ 64,000.00	\$ -	\$ 52,978.32	\$ 11,021.68	\$ -	17.22%
01-40-440-540036	Line Locates	\$ 4,000.00	\$ 15.75	\$ 1,131.00	\$ 2,869.00	\$ -	71.73%
01-40-440-540042	Meters Maintenance & Services	\$ 170,000.00	\$ (1,609.51)	\$ 30,853.26	\$ 139,146.74	\$ 1,265.00	81.11%
01-40-440-540078	Reservoir Maintenance	\$ 52,000.00	\$ -	\$ 354.97	\$ 51,645.03	\$ -	99.32%
470	Maintenance & General Plant Materials & Supplies						
01-40-470-501111	Electricity -560 Magnolia Ave	\$ 40,000.00	\$ 7,189.07	\$ 22,146.30	\$ 17,853.70	\$ -	44.63%
01-40-470-501121	Electricity -12303 Oak Glen Rd	\$ 5,400.00	\$ 12.40	\$ 28.13	\$ 5,371.87	\$ -	99.48%
01-40-470-501131	Electricity -13695 Oak Glen Rd	\$ 3,250.00	\$ 351.35	\$ 1,398.01	\$ 1,851.99	\$ -	56.98%
01-40-470-501141	Electricity -13697 Oak Glen Rd	\$ 3,250.00	\$ 617.26	\$ 1,976.91	\$ 1,273.09	\$ -	39.17%
01-40-470-501151	Electricity -9781 AveMiravilla	\$ 2,200.00	\$ 627.01	\$ 1,400.94	\$ 799.06	\$ -	36.32%
01-40-470-501161	Electricity -815 E 12th St	\$ 14,000.00	\$ 1,347.22	\$ 4,869.58	\$ 9,130.42	\$ -	65.22%
01-40-470-501171	Electricity -851 E 6th St	\$ 5,400.00	\$ 526.55	\$ 1,998.98	\$ 3,401.02	\$ -	62.98%
01-40-470-501321	Propane -12303 Oak Glen Rd	\$ 2,000.00	\$ -	\$ -	\$ 2,000.00	\$ -	100.00%
01-40-470-501331	Propane -13695 Oak Glen Rd	\$ 3,000.00	\$ -	\$ 486.33	\$ 2,513.67	\$ -	83.79%
01-40-470-501341	Propane -13697 Oak Glen Rd	\$ 4,000.00	\$ -	\$ 1,193.36	\$ 2,806.64	\$ -	70.17%
01-40-470-501351	Propane -9781 AveMiravilla	\$ 2,000.00	\$ -	\$ 661.89	\$ 1,338.11	\$ -	66.91%
01-40-470-501411	Sanitation -560 Magnolia Ave	\$ 5,500.00	\$ 233.72	\$ 2,839.69	\$ 2,660.31	\$ -	48.37%
01-40-470-501461	Sanitation -815 E 12th Ave	\$ 7,700.00	\$ 512.99	\$ 3,139.95	\$ 4,560.05	\$ -	59.22%
01-40-470-501471	Sanitation -11083 Cherry Ave	\$ 8,500.00	\$ 310.41	\$ 1,862.46	\$ 6,637.54	\$ -	78.09%
01-40-470-501481	Sanitation - 39500 Brookside	\$ 8,000.00	\$ 408.87	\$ 2,604.91	\$ 5,395.09	\$ -	67.44%
01-40-470-501600	Property Maintenance & Repairs	\$ 4,000.00	\$ -	\$ -	\$ 4,000.00	\$ -	100.00%
01-40-470-501611	Maint & Repair-560 Magnolia	\$ 66,000.00	\$ 1,286.54	\$ 16,111.52	\$ 49,888.48	\$ -	75.59%
01-40-470-501621	Maint & Repair-12303 Oak Glen	\$ 30,000.00	\$ -	\$ 69.52	\$ 29,930.48	\$ -	99.77%
01-40-470-501631	Maint & Repair-13695 Oak Glen	\$ 6,000.00	\$ -	\$ 1,717.18	\$ 4,282.82	\$ -	71.38%
01-40-470-501641	Maint & Repair-13697 Oak Glen	\$ 7,000.00	\$ 1,765.00	\$ 2,513.47	\$ 4,486.53	\$ -	64.09%
01-40-470-501651	Maint & Repair-9781 Avenida	\$ 7,000.00	\$ 110.00	\$ 1,210.94	\$ 5,789.06	\$ -	82.70%
01-40-470-501661	Maint & Repair-815 E 12th St	\$ 44,000.00	\$ 3,702.40	\$ 10,401.27	\$ 33,598.73	\$ -	76.36%
01-40-470-501671	Maint & Repair-851 E 6th St	\$ 5,000.00	\$ 290.00	\$ 2,682.53	\$ 2,317.47	\$ -	46.35%
01-40-470-501681	Maint & Repair-39500 Brookside	\$ 5,000.00	\$ 270.00	\$ 801.89	\$ 4,198.11	\$ -	83.96%
01-40-470-501691	Maint & Repair-Buildings(Gen)	\$ 80,000.00	\$ 204.61	\$ 4,772.79	\$ 75,227.21	\$ -	94.03%
01-40-470-510001	Auto/Fuel	\$ 160,000.00	\$ 13,172.88	\$ 78,294.94	\$ 81,705.06	\$ -	51.07%
01-40-470-510002	CIP Related Fuel	\$ (10,000.00)	\$ -	\$ -	\$ (10,000.00)	\$ -	100.00%
01-40-470-520011	Maint & Repair-Safety Equip	\$ 18,000.00	\$ -	\$ 1,454.36	\$ 16,545.64	\$ -	91.92%
01-40-470-520031	Maint & Repair-General Equip	\$ 80,000.00	\$ 70.31	\$ 58,023.43	\$ 21,976.57	\$ -	27.47%
01-40-470-520041	Maintenance & Repair-Fleet	\$ 60,000.00	\$ 17,179.66	\$ 48,116.01	\$ 11,883.99	\$ 10.00	19.79%
01-40-470-520051	Maintenance & Repair-Paving	\$ 120,000.00	\$ -	\$ 63,437.01	\$ 56,562.99	\$ -	47.14%
01-40-470-520053	Maint & Repair-Paving-Beaumont	\$ 400,000.00	\$ -	\$ 39,870.50	\$ 360,129.50	\$ -	90.03%
01-40-470-540052	Encroachment Permits	\$ 40,000.00	\$ -	\$ 2,669.56	\$ 37,330.44	\$ -	93.33%
	OPERATIONS Materials & Supplies	\$ 5,000,700.00	\$ 420,944.11	\$ 2,040,681.47	\$ 2,960,018.53	\$ 13,483.86	58.92%
410	Source of Supply Services						

Account Number	Description	Budget	Period Amt	End Bal	Variance	Encumbered	% Avail/
01-40-410-500501	State Project Water Purchases	\$ 4,469,000.00	\$ 146,433.00	\$ 1,743,231.00	\$ 2,725,769.00	\$ -	60.99%
01-40-410-540084	Regulations Mandates & Tariffs	\$ 150,000.00	\$ 5,271.03	\$ 67,910.73	\$ 82,089.27	\$ -	54.73%
430	Cross-Connection/Non-Potable Water Services						
01-40-430-550051	Advertising/Legal Notices	\$ 500.00	\$ -	\$ -	\$ 500.00	\$ -	100.00%
440	Transmission & Distribution Services						
01-40-440-550051	Advertising/Legal Notices	\$ 5,000.00	\$ -	\$ 1,139.20	\$ 3,860.80	\$ -	77.22%
01-40-440-500190	Temporary Labor	\$ 40,000.00	\$ 3,145.78	\$ 3,145.78	\$ 36,854.22	\$ -	92.14%
470	Maintenance & General Plant Services						
01-40-470-540030	Landscape Maintenance	\$ 82,000.00	\$ 90.52	\$ 2,178.44	\$ 79,821.56	\$ -	97.34%
01-40-470-540072	NCRF, Canyons, & Pond Maint	\$ 185,000.00	\$ 3,177.69	\$ 70,695.12	\$ 114,304.88	\$ 2,408.79	60.48%
	OPERATIONS SERVICES	\$ 4,931,500.00	\$ 158,118.02	\$ 1,888,300.27	\$ 3,043,199.73	\$ 2,408.79	61.66%
Expense Total	OPERATIONS	\$ 14,162,200.00	\$ 860,250.51	\$ 5,767,661.48	\$ 8,394,538.52	\$ 15,892.65	59.16%
50	GENERAL						
01-50-510-500112	Stipend-Association Mtg Attend	\$ 1,000.00	\$ -	\$ 300.00	\$ 700.00	\$ -	70.00%
	Personnel	\$ 1,000.00	\$ -	\$ 300.00	\$ 700.00	\$ -	70.00%
01-50-510-502001	Rents/Leases	\$ 35,000.00	\$ 2,796.00	\$ 18,308.00	\$ 16,692.00	\$ -	47.69%
01-50-510-510031	Small Tools, Parts, & Maint	\$ 1,000.00	\$ -	\$ 25.85	\$ 974.15	\$ -	97.42%
01-50-510-540066	Property Damage and Theft	\$ 27,000.00	\$ 1,652.00	\$ 3,105.59	\$ 23,894.41	\$ -	88.50%
01-50-510-550040	General Supplies	\$ 18,000.00	\$ 1,585.53	\$ 5,671.37	\$ 12,328.63	\$ -	68.49%
01-50-510-550060	Public Ed/Community Outreach	\$ 12,500.00	\$ 2,964.09	\$ 5,303.87	\$ 7,196.13	\$ -	57.57%
01-50-510-550072	Miscellaneous Operating Exp	\$ 1,000.00	\$ -	\$ -	\$ 1,000.00	\$ -	100.00%
01-50-510-550074	Disaster Prepared Ongoing Exp	\$ 11,000.00	\$ -	\$ -	\$ 11,000.00	\$ -	100.00%
	General Materials & Supplies	\$ 105,500.00	\$ 8,997.62	\$ 32,414.68	\$ 73,085.32	\$ -	69.28%
01-50-510-550096	Beaumont Basin Watermaster	\$ 127,000.00	\$ 18,490.50	\$ 33,871.50	\$ 93,128.50	\$ -	73.33%
01-50-510-550097	SAWPA Basin Monitoring Program	\$ 30,000.00	\$ 2,373.73	\$ 16,909.21	\$ 13,090.79	\$ -	43.64%
	General Services	\$ 157,000.00	\$ 20,864.23	\$ 50,780.71	\$ 106,219.29	\$ -	67.66%
Expense Total	GENERAL	\$ 263,500.00	\$ 29,861.85	\$ 83,495.39	\$ 180,004.61	\$ -	68.31%
Expense Total	ALL EXPENSES	\$ 24,238,900.00	\$ 1,554,746.08	\$ 10,588,807.07	\$ 13,650,092.93	\$ 15,892.65	56.25%



**Beaumont-Cherry Valley Water District
Finance and Audit Committee Meeting
September 5, 2024**

Item 4b

STAFF REPORT

TO: Finance and Audit Committee
FROM: William Clayton, Finance Manager
SUBJECT: July 31, 2024, Cash Balance and Investment Report

Staff Recommendation

Approve the July 31, 2024, Cash Balance and Investment Report.

Summary

Attached is the Cash and Investment Report as of July 31, 2024. The District's total invested cash and marketable securities have a market value of \$83,452,238.78.

Analysis

The attached reports include the following elements following 5045.17 Investment Reporting:

- a. Listing of individual securities held at the end of the reporting period;
- b. Cost and market value of all securities, including realized and unrealized market value gains or losses per GASB requirements;
- c. Average weighted yield to maturity of the portfolio;
- d. Listing of investment by maturity date;
- e. Percentage of the total portfolio, which each type of investment represents;
- f. Statement of compliance with Investment Policy, including an explanation of any compliance exceptions (CGC Section 53646); and
- g. Certification of sufficient liquidity to meet budgeted expenditures over the ensuing six months (CGC Section 53646)

Investments, in type, maturity, and percentage of the total portfolio, follow the existing Board approved investment policy.

The weighted average maturity (WAM) of the portfolio is 479 days. The maximum WAM allowed by the Investment Policy is 1,825 days. The current portfolio and expected revenue cash flow will be sufficient to meet budgeted expenditure requirements for the next six months and the foreseeable future.

Attachment(s)

1. July 31, 2024, Cash Balance and Investment Report
2. Local Agency Investment Fund July 2024 Statement
3. Chandler Asset Management Portfolio Summary as of July 31, 2024
4. Chandler Asset Management Statement of Compliance as of July 31, 2024
5. Chandler Asset Management Holdings Report as of July 31, 2024
6. Chandler Asset Management Income Earned Report as of July 31, 2024

Staff Report prepared by William Clayton, Finance Manager



Beaumont-Cherry Valley Water District
Cash Balance & Investment Report ⁽¹⁾
As of July 31, 2024

Account Name	Account Ending #	Balance	Cash Balance Per Account		Difference
			Prior Month Balance		
Wells Fargo	4152	\$ 720,283.72	\$ 1,086,293.26	<u>\$ (366,009.54)</u> ⁽²⁾	
General	Total Cash	\$ 720,283.72	\$ 1,086,293.26	\$ (366,009.54)	

Investment Summary

Account Name	Market Value	Prior Month Balance	Difference	Actual % of Total	Rate	Current Period Income	Income Year-to-Date
Ca. State Treasurer's Office: Local Agency Investment Fund	\$43,374,745.22	\$42,881,519.23	\$493,225.99	52%	4.59%	\$0.00	\$958,313.27 ⁽⁴⁾
CalTRUST Short Term Fund	\$0.00	\$0.00 ⁽⁵⁾	\$0.00	0%	4.87%	\$0.00	\$0.00
Chandler Investment Services	\$39,357,209.84 ⁽³⁾	\$38,910,838.80	\$446,371.04	48%	4.61%	\$142,731.77	\$864,633.93
Total Investments	\$82,731,955.06	\$81,792,358.03	\$939,597.03				\$1,822,947.20

Total Cash & Investments \$ 83,452,238.78 \$ 82,878,651.29 \$ 573,587.49

Account Name	Book Value	Prior Month Balance	Difference
Chandler Investment Services	\$39,103,455.37 ⁽³⁾	\$39,009,400.32	\$94,055.05
Book - MV	(\$253,754.47)	\$98,561.52	\$94,055.05

The investments above are in accordance with the District's investment policy. William C. Clegg William Clayton, Finance Manager

BCVWD will be able to meet its cash flow obligations for the next 6 months. Sylvia Molina Sylvia Molina, Assistant Director of Finance and Administration

The investments above have been reviewed by the General Manager Daniel K. Jaggars Daniel K. Jaggars, General Manager

(1) All investments held are compliance with the District's Investment Policy pertaining to maximum specified percentages of the District's portfolio, maturity, and par amount.
 (2) \$270K annual prepayment to CalPERS for Classic and PEPRAs Unfunded Accrued Liabilities (retirement).
 (3) Market Value is the value of the investment if sold at the end of the period. Book Value is the value of the investment is held until maturity.
 (4) Income Year-to-Date is based on Income Earned for each reporting period in total prior to the application of bank fees.
 (5) Redemption of full investment March 2022.

California State Treasurer
Fiona Ma, CPA



Local Agency Investment Fund
 P.O. Box 942809
 Sacramento, CA 94209-0001
 (916) 653-3001

August 12, 2024

[LAIF Home](#)
[PMIA Average Monthly Yields](#)

BEAUMONT-CHERRY VALLEY WATER DISTRICT

TREASURER
 P.O. BOX 2037
 BEAUMONT, CA 92223

[Tran Type Definitions](#)



July 2024 Statement

Effective Date	Transaction Date	Tran Type	Confirm Number	Web Confirm Number	Authorized Caller	Amount
7/15/2024	7/12/2024	QRD	1756635	N/A	SYSTEM	493,225.99

Account Summary

Total Deposit:	493,225.99	Beginning Balance:	42,881,519.23
Total Withdrawal:	0.00	Ending Balance:	43,374,745.22

PORTFOLIO SUMMARY

Beaumont-Cherry Valley Water District | [REDACTED]

| As of July 31, 2024

Portfolio Characteristics

Average Modified Duration	1.82
Average Coupon	3.44%
Average Purchase YTM	4.03%
Average Market YTM	4.61%
Average Quality	AA
Average Final Maturity	2.12
Average Life	1.87

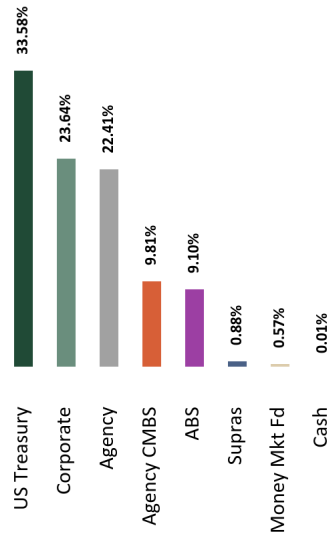
Account Summary

	Beg. Values as of 07/01/2024	End Values as of 07/31/2024
Market Value	38,642,237.90	39,055,002.70
Accrued Interest	268,600.90	302,207.14
Total Market Value	38,910,838.80	39,357,209.84
Income Earned	113,577.80	146,028.84
Cont/WD	0.00	0.00
Par	39,327,455.78	39,399,308.80
Book Value	39,009,400.32	39,103,455.37
Cost Value	38,616,869.50	38,713,228.36

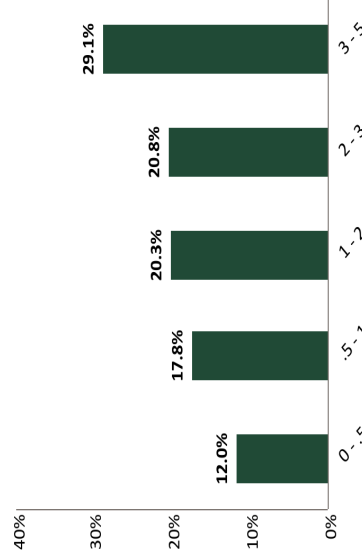
Top Issuers

United States	33.58%
Farm Credit System	13.26%
FHLMC	9.81%
Federal Home Loan Banks	7.92%
American Express Credit Master Trust	1.57%
John Deere Owner Trust	1.37%
Honda Auto Receivables Owner Trust	1.25%
FNMA	1.22%

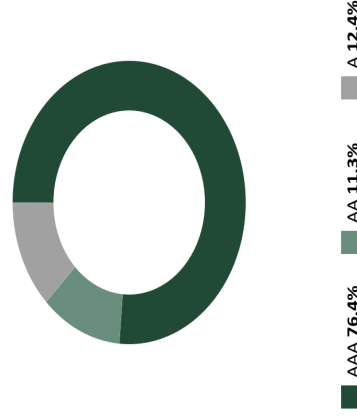
Sector Allocation



Maturity Distribution



Credit Quality



*See Footnote

Performance Review

Total Rate of Return	1M	3M	YTD	1YR	2YRS	3YRS	5YRS	10YRS	Since Inception (04/01/22)
Beaumont-Cherry Valley WD	1.16%	2.48%	2.80%	5.76%	3.32%	--	--	--	3.03%
Benchmark Return*	1.14%	2.43%	2.40%	5.35%	2.71%	--	--	--	2.25%

*Periods over 1 year are annualized.

Benchmark: ICE BofA 1-3 Year US Treasury Index Secondary Benchmark:

The credit quality is a weighted average calculation of the highest of S&P, Moody's and Fitch

Execution Time: 08/02/2024 09:08:43 PM

Chandler Asset Management | info@chandlerasset.com | www.chandlerasset.com | 800.317.4747

CONFIDENTIAL | 2

STATEMENT OF COMPLIANCE



BCVWD Consolidated | [REDACTED] | As of July 31, 2024

Rules Name	Limit	Actual	Compliance Status	Notes
AGENCY MORTGAGE SECURITIES (CMOS)				
Max % (MV; ABS, CMO, & MBS)	20.0	8.9	Compliant	
Max Maturity (Years)	5.0	3.5	Compliant	
Min Rating (AA- by 1)	0.0	0.0	Compliant	
ASSET-BACKED SECURITIES (ABS)				
Max % (MV; ABS, CMO & MBS)	20.0	8.9	Compliant	
Max % Issuer (MV)	5.0	0.5	Compliant	
Max Maturity (Years)	5	4	Compliant	
Min Rating (AA- by 1)	0.0	0.0	Compliant	
BANKERS' ACCEPTANCES				
Max % (MV)	40.0	0.0	Compliant	
Max % Issuer (MV)	5.0	0.0	Compliant	
Max Maturity (Days)	180	0.0	Compliant	
Min Rating (A-1 by 1)	0.0	0.0	Compliant	
CERTIFICATE OF DEPOSIT PLACEMENT SERVICE (CDARS)				
Max % (MV)	50.0	0.0	Compliant	
COLLATERALIZED TIME DEPOSITS (NON-NEGOTIABLE CD/TD)				
Max % Issuer (MV)	5.0	0.0	Compliant	
COMMERCIAL PAPER				
Max % (MV)	25.0	0.0	Compliant	
Max % Issuer (MV)	5.0	0.0	Compliant	
Max Maturity (Days)	270	0.0	Compliant	
Min Rating (A-1 by 1 or A- by 1)	0.0	0.0	Compliant	
CORPORATE MEDIUM TERM NOTES				
Max % (MV)	30.0	11.3	Compliant	
Max % Issuer (MV)	5.0	0.6	Compliant	
Max Maturity (Years)	5	4	Compliant	
Min Rating (A- by 1)	0.0	0.0	Compliant	
FEDERAL AGENCIES				
Max % (MV)	100.0	10.7	Compliant	
Max Maturity (Years)	5	4	Compliant	
LOCAL GOVERNMENT INVESTMENT POOL (LGIP)				
Min Rating (AA- by 1)	0.0	0.0	Compliant	

STATEMENT OF COMPLIANCE

BCVWD Consolidated | [REDACTED] | As of July 31, 2024

Rules Name	Limit	Actual	Compliance Status	Notes
MONEY MARKET MUTUAL FUNDS				
Max % (MV)	20.0	0.3	Compliant	
Min Rating (AAA by 2)	0.0	0.0	Compliant	
MORTGAGE-BACKED SECURITIES (NON-AGENCY)				
Max % (MV)	20.0	0.0	Compliant	
Max % Issuer (MV)	5.0	0.0	Compliant	
Max Maturity (Years)	5.0	0.0	Compliant	
Min Rating (AA- by 1)	0.0	0.0	Compliant	
MUNICIPAL SECURITIES (CA, LOCAL AGENCY)				
Max % Issuer (MV)	5.0	0.0	Compliant	
Max Maturity (Years)	5	0.0	Compliant	
MUNICIPAL SECURITIES (CA, OTHER STATES)				
Max % Issuer (MV)	5.0	0.0	Compliant	
Max Maturity (Years)	5	0.0	Compliant	
NEGOTIABLE CERTIFICATES OF DEPOSIT (NCD)				
Max % (MV)	30.0	0.0	Compliant	
Max % Issuer (MV)	5.0	0.0	Compliant	
Max Maturity (Years)	5	0.0	Compliant	
REPURCHASE AGREEMENTS				
Max % (MV)	10.0	0.0	Compliant	
Max Maturity (Years)	1.0	0.0	Compliant	
REVERSE REPURCHASE AGREEMENTS				
Max % (MV)	20.0	0.0	Compliant	
Max Maturity (Days)	92.0	0.0	Compliant	
SUPRANATIONAL OBLIGATIONS				
Max % (MV)	30.0	0.4	Compliant	
Max % Issuer (MV)	5.0	0.4	Compliant	
Max Maturity (Years)	5	3	Compliant	
Min Rating (AA- by 1)	0.0	0.0	Compliant	
U.S. TREASURIES				
Max % (MV)	100.0	15.9	Compliant	
Max Maturity (Years)	5	4	Compliant	



HOLDINGS REPORT

Beaumont-Cherry Valley Water District | [REDACTED] | As of July 31, 2024

Cusip	Security Description	Par Value/ Units	Purchase Date Purchase Yield	Cost Value Book Value	Mkt Price Mkt YTM	Market Value Accrued Int.	% of Port. Gain/Loss	Moody's/ S&P/ Fitch	Maturity Duration
ABS									
05593AAC3	BMWLT 2023-1 A3 5.16 11/25/2025	39,299.55	02/07/2023 5.43%	39,298.62 39,299.11	99.90 5.46%	39,258.67 33.80	0.10% (40.44)	Aaa/AAA NA	1.32 0.38
44934KAC8	HART 2021-B A3 0.38 01/15/2026	5,538.52	05/19/2022 3.60%	5,326.50 5,463.69	99.30 3.63%	5,499.80 0.94	0.01% 36.11	NA/AAA AAA	1.46 0.21
47789QAC4	JDOT 2021-B A3 0.52 03/16/2026	31,778.92	05/02/2022 3.81%	30,115.49 31,132.59	98.35 4.58%	31,255.79 7.34	0.08% 123.19	Aaa/NA AAA	1.62 0.40
89238JAC9	TAOT 2021-D A3 0.71 04/15/2026	15,369.06	12/14/2022 5.27%	14,473.94 14,914.46	98.24 4.11%	15,098.14 4.85	0.04% 183.68	NA/AAA AAA	1.71 0.52
43815PAC3	HAROT 2022-2 A3 3.73 07/20/2026	41,407.48	08/15/2022 3.87%	41,405.01 41,406.39	99.03 5.00%	41,007.59 55.77	0.10% (398.80)	NA/AAA AAA	1.97 0.78
89238FAD5	TAOT 2022-B A3 2.93 09/15/2026	135,782.97	-- 3.31%	134,820.87 135,346.12	98.66 4.67%	133,966.37 176.82	0.34% (1,379.74)	Aaa/AAA NA	2.13 0.78
02582JIR2	AMXCA 2021-1 A 0.9 11/15/2024	386,000.00	-- 3.20%	364,484.53 381,433.33	98.67 5.55%	380,878.98 154.40	0.98% (554.35)	Aaa/NA AAA	0.29 0.28
362585AC5	GMCAR 2022-2 A3 3.1 02/16/2027	28,025.84	04/05/2022 3.16%	28,019.98 28,023.41	98.62 4.62%	27,640.33 36.20	0.07% (383.08)	Aaa/AAA NA	2.55 0.92
47800AAC4	JDOT 2022-B A3 3.74 02/16/2027	96,517.19	07/12/2022 3.77%	96,507.98 96,512.72	98.87 5.14%	95,421.76 160.43	0.24% (1,090.96)	Aaa/NA AAA	2.55 0.84
05611UAD5	BMWLT 2024-1 A3 4.98 03/25/2027	300,000.00	06/20/2024 5.40%	298,406.25 298,471.14	100.08 5.05%	300,242.64 249.00	0.77% 1,771.50	Aaa/AAA NA	2.65 1.53
89231CAD9	TAOT 2022-C A3 3.76 04/15/2027	138,533.28	08/08/2022 3.80%	138,510.13 138,520.34	98.88 4.87%	136,985.93 231.50	0.35% (1,534.40)	NA/AAA AAA	2.71 1.05
36265WAD5	GMCAR 2022-3 A3 3.64 04/16/2027	49,773.36	07/06/2022 3.93%	49,773.02 49,773.20	98.91 4.79%	49,230.70 75.49	0.13% (542.49)	Aaa/NA AAA	2.71 0.97
43815JAC7	HAROT 2023-1 A3 5.04 04/21/2027	50,000.00	02/16/2023 5.09%	49,990.71 49,993.92	99.93 5.16%	49,964.07 70.00	0.13% (29.85)	Aaa/NA AAA	2.72 1.34
02582JIT8	AMXCA 2022-2 A 05/17/2027	235,000.00	05/17/2022 3.42%	234,948.02 234,980.20	98.62 5.21%	231,761.56 354.07	0.59% (3,218.64)	NA/AAA AAA	0.79 0.76
47800BAC2	JDOT 2022-C A3 5.09 06/15/2027	210,000.00	10/12/2022 3.29%	209,983.70 209,990.51	99.87 5.29%	209,722.25 475.07	0.54% (268.25)	Aaa/NA AAA	2.87 0.98
36269WAD1	GMAIT 2024-2 A3 5.39 07/20/2027	140,000.00	05/07/2024 5.85%	139,991.87 139,992.41	100.95 4.96%	141,331.96 230.57	0.36% 1,339.55	NA/AAA AAA	2.97 1.64
58770AAC7	MBART 2023-1 A3 4.51 11/15/2027	125,000.00	01/18/2023 4.56%	124,985.00 124,989.74	99.40 4.97%	124,245.90 250.56	0.32% (743.84)	NA/AAA AAA	3.29 1.44

HOLDINGS REPORT



Beaumont-Cherry Valley Water District | [REDACTED] | As of July 31, 2024

Cusip	Security Description	Par Value/ Units	Purchase Date Purchase Yield	Cost Value Book Value	Mkt Price Mkt YTM	Market Value Accrued Int.	% of Port. Gain/Loss	Moody's/ S&P/ Fitch	Maturity Duration
437918AC9	HAROT 2024-1 A3 5.21 08/15/2028	290,000.00	02/13/2024 5.27%	289,987.39 289,988.64	100.82 4.98%	292,386.38 671.51	0.75% 2,397.74	Aaa/AAA NA	4.04 2.36
161571HT4	CHAIT 2023-1 A 5.16 09/15/2028	410,000.00	09/07/2023 5.17%	409,886.35 409,906.32	101.16 4.72%	414,776.25 940.27	1.06% 4,869.94	NR/AAA AAA	4.13 1.96
47800RAD5	JDOT 2024 A3 4.96 11/15/2028	95,000.00	03/11/2024 5.12%	94,994.68 94,995.10	100.63 4.80%	95,596.69 209.42	0.24% 601.58	Aaa/NA AAA	4.29 2.01
437930AC4	HONDO-242-A3 5.27 11/20/2028	105,000.00	05/14/2024 5.27%	104,987.24 104,987.80	101.28 4.79%	106,345.85 199.82	0.27% 1,358.05	NA/AAA AAA	4.31 2.00
448973AD9	HART 2024-A A3 4.99 02/15/2029	155,000.00	03/11/2024 5.05%	154,965.82 154,968.37	100.53 4.87%	155,822.85 343.76	0.40% 854.47	NA/AAA AAA	4.54 1.99
096919AD7	BMWOT 2024-A A3 5.18 02/26/2029	175,000.00	06/04/2024 5.24%	174,973.42 174,974.21	101.11 4.79%	176,942.05 151.08	0.45% 1,967.84	Aaa/AAA NA	4.57 2.05
47786WAD2	JDOT 2024-B A3 5.2 03/15/2029	100,000.00	06/11/2024 5.26%	99,980.45 99,980.95	101.38 4.76%	101,384.30 231.11	0.26% 1,403.35	Aaa/NA AAA	4.62 2.27
05522RDJ4	BACCT 2024-1 A 4.93 03/15/2029	195,000.00	06/06/2024 4.93%	194,989.06 194,989.37	101.24 4.60%	197,420.34 427.27	0.51% 2,430.97	Aaa/AAA NA	4.62 2.55
Total ABS		3,553,026.19	4.54%	3,525,806.03 3,545,034.02	100.04 4.98%	3,554,187.15 5,741.05	9.10% 9,153.12	Aaa/AAA AAA	2.99 1.47
AGENCY									
3130AQM1	FEDERAL HOME LOAN BANKS 1.25 01/27/2025	150,000.00	04/18/2022 2.73%	144,043.95 148,948.59	98.28 4.86%	147,415.93 20.83	0.38% (1,532.66)	Aaa/AA+ AA+	0.49 0.48
3135G05X7	FEDERAL NATIONAL MORTGAGE ASSOCIATION 0.375 08/25/2025	500,000.00	06/22/2022 3.24%	456,750.00 485,483.82	95.55 4.70%	477,732.98 812.50	1.22% (7,750.84)	Aaa/AA+ AA+	1.07 1.04
3133EPW68	FEDERAL FARM CREDIT BANKS FUNDING CORP 4.125 01/22/2026	600,000.00	01/24/2024 4.40%	596,940.00 597,734.42	99.42 4.54%	596,499.87 618.75	1.53% (1,234.55)	Aaa/AA+ AA+	1.48 1.41
3133EPB13	FEDERAL FARM CREDIT BANKS FUNDING CORP 4.375 02/23/2026	725,000.00	02/21/2023 4.50%	722,426.25 723,659.11	99.84 4.48%	723,818.34 13,921.01	1.85% 159.22	Aaa/AA+ AA+	1.57 1.46
3130ALEM2	FEDERAL HOME LOAN BANKS 0.79 02/25/2026	400,000.00	05/12/2022 2.93%	369,200.00 387,248.27	94.42 4.52%	377,685.88 1,369.33	0.97% (9,562.38)	Aaa/AA+ AA+	1.57 1.52
3133EPCF0	FEDERAL FARM CREDIT BANKS FUNDING CORP 4.5 03/02/2026	750,000.00	03/23/2023 3.97%	760,837.50 755,832.47	100.00 4.50%	749,977.69 13,968.75	1.92% (5,854.78)	Aaa/AA+ AA+	1.59 1.49
3130AXU63	FEDERAL HOME LOAN BANKS 4.625 11/17/2026	475,000.00	12/18/2023 4.23%	480,111.00 479,025.39	100.89 4.21%	479,238.76 4,515.80	1.23% 213.36	Aaa/AA+ AA+	2.30 2.14

HOLDINGS REPORT



Beaumont-Cherry Valley Water District | [REDACTED] | As of July 31, 2024

Cusip	Security Description	Par Value/ Units	Purchase Date Purchase Yield	Cost Value Book Value	Mkt Price Mkt YTM	Market Value Accrued Int.	% of Port. Gain/Loss	Moody's/ S&P/ Fitch	Maturity Duration
3133EPK79	FEDERAL FARM CREDIT BANKS FUNDING CORP 4.375 12/07/2026	475,000.00	12/18/2023 4.22%	476,961.75 476,552.75	100.24 4.26%	476,136.22 3,117.19	1.22% (416.53)	Aaa/AA+ AA+	2.35 2.20
3130A9Y1	FEDERAL HOME LOAN BANKS 2.125 12/11/2026	900,000.00	11/28/2023 4.60%	837,477.00 851,358.46	95.32 4.23%	857,879.88 2,656.25	2.20% 6,521.42	Aaa/AA+ AA+	2.36 2.26
3133EP6K6	FEDERAL FARM CREDIT BANKS FUNDING CORP 4.5 03/26/2027	750,000.00	03/25/2024 4.45%	751,087.50 750,960.38	100.78 4.18%	755,845.67 11,718.75	1.94% 4,885.29	Aaa/AA+ AA+	2.65 2.44
3130B0TY5	FEDERAL HOME LOAN BANKS 4.75 04/09/2027	465,000.00	04/10/2024 4.85%	463,772.40 463,898.19	101.72 4.07%	473,004.15 6,748.96	1.21% 9,105.96	Aaa/AA+ AA+	2.69 2.47
3133EPBM6	FEDERAL FARM CREDIT BANKS FUNDING CORP 4.125 08/23/2027	750,000.00	02/21/2023 4.26%	745,935.00 747,234.71	100.00 4.12%	750,023.46 13,578.13	1.92% 2,788.75	Aaa/AA+ AA+	3.06 2.80
3133EPGW9	FEDERAL FARM CREDIT BANKS FUNDING CORP 3.875 04/25/2028	800,000.00	04/24/2023 3.76%	804,016.00 802,996.06	99.44 4.04%	795,492.76 8,266.67	2.04% (7,503.30)	Aaa/AA+ AA+	3.74 3.41
3133EPUN3	FEDERAL FARM CREDIT BANKS FUNDING CORP 4.5 08/28/2028	325,000.00	08/28/2023 4.47%	325,289.25 325,235.71	101.66 4.05%	330,392.29 6,215.63	0.85% 5,156.58	Aaa/AA+ AA+	4.08 3.63
3130AWTR1	FEDERAL HOME LOAN BANKS 4.375 09/08/2028	750,000.00	09/12/2023 4.49%	746,200.50 746,872.35	101.30 4.03%	759,743.27 13,033.85	1.95% 12,870.92	Aaa/AA+ AA+	4.11 3.67
Total Agency		8,815,000.00	4.19%	8,681,048.10 8,743,040.69	99.32 4.28%	8,750,887.14 100,562.39	22.41% 7,846.45	Aaa/AA+ AA+	2.47 2.28
AGENCY CMBS									
3137BEVH4	FHMS K-040 A2 3.241 09/25/2024	80,822.74	04/21/2022 2.90%	81,214.23 80,837.03	99.53 4.94%	80,442.58 218.29	0.21% (394.44)	Aaa/AA+ AAA	0.15 0.15
3137BFE98	FHMS K-041 A2 3.171 10/25/2024	139,683.35	04/21/2022 2.93%	140,130.78 139,714.05	99.40 5.20%	138,849.94 369.11	0.36% (864.11)	Aaa/AA+ AAA	0.24 0.19
3137BFXT3	FHMS K-042 A2 2.67 12/25/2024	420,424.79	06/22/2022 3.47%	412,081.98 419,278.59	99.02 5.56%	416,283.60 935.45	1.07% (2,994.99)	Aaa/AA+ AA+	0.40 0.28
3137BHCY1	FHMS K-044 A2 2.811 01/25/2025	359,893.35	06/16/2022 3.71%	351,627.04 358,524.58	98.77 5.44%	355,476.59 843.05	0.91% (3,047.98)	Aaa/AA+ AAA	0.49 0.40
3137F4WZ1	FHMS K-731 A2 3.6 02/25/2025	303,152.26	05/03/2022 3.03%	306,610.08 303,747.05	98.99 5.42%	300,097.57 909.46	0.77% (3,649.48)	Aaa/AA+ AAA	0.57 0.43
3137BM7C4	FHMS K-051 A2 3.308 09/25/2025	400,000.00	05/18/2022 3.07%	402,031.25 400,671.99	98.13 5.02%	392,509.72 1,102.67	1.01% (8,162.27)	Aaa/AA+ AAA	1.15 1.00

HOLDINGS REPORT



Beaumont-Cherry Valley Water District | [REDACTED] | As of July 31, 2024

Cusip	Security Description	Par Value/ Units	Purchase Date Purchase Yield	Cost Value Book Value	Mkt Price Mkt YTM	Market Value Accrued Int.	% of Port. Gain/Loss	Moody's/ S&P/ Fitch	Maturity Duration
3137BNGT5	FHMS K-054 A2 2.745 01/25/2026	350,000.00	12/15/2022 4.28%	334,742.19 342,866.84	97.09 4.93%	339,810.80 800.63	0.87% (3,056.04)	Aaa/AA+ AAA	1.49 1.30
3137FQXJ7	FHMS K-737 A2 2.525 10/25/2026	250,000.00	12/12/2023 4.77%	235,546.88 238,802.72	95.99 4.58%	239,986.68 526.04	0.61% 1,183.95	Aaa/AA+ AAA	2.24 2.00
3137BTUM1	FHMS K-061 A2 3.347 11/25/2026	541,651.95	04/23/2024 5.17%	518,610.59 521,042.60	97.12 4.75%	526,077.45 1,510.76	1.35% 5,034.86	Aaa/AA+ AAA	2.32 2.07
3137F2LJ3	FHMS K-066 A2 3.117 06/25/2027	350,000.00	04/18/2024 5.06%	330,654.30 332,360.27	96.35 4.59%	337,225.35 909.13	0.86% 4,865.08	Aaa/AA+ AAA	2.90 2.59
3137FBX3	FHMS K-068 A2 3.244 08/25/2027	600,000.00	10/27/2023 5.24%	559,078.13 567,292.37	96.52 4.56%	579,113.88 1,622.00	1.48% 11,821.51	Aaa/AA+ AA+	3.07 2.80
3137FETNO	FHMS K-073 A2 3.35 01/25/2028	130,000.00	07/10/2023 4.67%	123,083.59 124,714.22	96.52 4.54%	125,473.44 362.92	0.32% 759.22	Aaa/AA+ AAA	3.49 3.12
Total Agency		3,925,628.44	4.22%	3,795,411.03	97.61	3,831,347.61	9.81%	Aaa/AA+	1.69
CMBS				3,829,852.31	4.96%	10,109.49	1,495.30	AAA	1.49

CASH

CCYUSD	Receivable	2,105.27	-- 0.00%	2,105.27	1.00 0.00%	2,105.27	0.01% 0.00	Aaa/AAA AAA	0.00 0.00
Total Cash		2,105.27	0.00%	2,105.27	1.00 0.00%	2,105.27	0.01% 0.00	Aaa/AAA AAA	0.00 0.00

CORPORATE

05531FBH5	TRUIST FINANCIAL CORP 2.5 08/01/2024	400,000.00	-- 3.07%	395,039.00 400,000.00	100.00 2.50%	400,000.00	1.02% 0.00	Baa1/A- A-	0.00 0.08
693475AY1	PNC FINANCIAL SERVICES GROUP INC 2.2 11/01/2024	150,000.00	04/11/2022 2.98%	147,117.00 149,715.72	99.12 5.73%	148,683.99 825.00	0.38% (1,031.73)	A3/A- A	0.25 0.25
89236TJT3	TOYOTA MOTOR CREDIT CORP 1.45 01/13/2025	150,000.00	04/18/2022 2.99%	143,931.00 148,997.61	98.29 5.33%	147,442.17 108.75	0.38% (1,555.44)	A1/A+ A+	0.45 0.44
00440EAS6	CHUBB INA HOLDINGS LLC 3.15 03/15/2025	450,000.00	-- 3.67%	443,992.50 448,631.85	98.67 5.35%	444,007.68 5,355.00	1.14% (4,624.17)	A3/A A	0.62 0.60
69371RR73	PACCAR FINANCIAL CORP 2.85 04/07/2025	120,000.00	03/31/2022 2.86%	119,968.80 119,992.91	98.43 5.21%	118,113.77 1,083.00	0.30% (1,879.15)	A1/A+ NA	0.68 0.66
023135CE4	AMAZON.COM INC 3.0 04/13/2025	450,000.00	-- 3.21%	447,451.25 449,353.14	98.62 5.02%	443,800.09 4,050.00	1.14% (5,553.06)	A1/AA AA-	0.70 0.68
78016EZ59	ROYAL BANK OF CANADA 3.375 04/14/2025	400,000.00	-- 3.64%	397,033.20 399,293.67	98.73 5.23%	394,919.30 4,012.50	1.01% (4,374.37)	A1/A AA-	0.70 0.68

HOLDINGS REPORT



Beaumont-Cherry Valley Water District | [REDACTED] | As of July 31, 2024

Cusip	Security Description	Par Value/ Units	Purchase Date Purchase Yield	Cost Value Book Value	Mkt Price Mkt YTM	Market Value Accrued Int.	% of Port. Gain/Loss	Moody's/ S&P/ Fitch	Maturity Duration
06406RBC0	BANK OF NEW YORK MELLON CORP 3.35 04/25/2025	400,000.00	-- 3.27%	400,918.40 400,203.56	98.66 5.24%	394,622.34 3,573.33	1.01% (5,581.22)	A1/A AA-	0.73 0.71
808513AX3	CHARLES SCHWAB CORP 3.85 05/21/2025	450,000.00	06/22/2022 3.80%	450,561.98 450,130.25	98.90 5.26%	445,034.29 3,368.75	1.14% (5,095.96)	A2/A- A	0.80 0.78
63743HFE7	NATIONAL RURAL UTILITIES COOPERATIVE FINANCE CORP 3.45 06/15/2025	60,000.00	04/27/2022 3.46%	59,983.80 59,995.47	98.56 5.15%	59,136.95 264.50	0.15% (858.53)	A2/A- A	0.87 0.84
26442UAA2	DUKE ENERGY PROGRESS LLC 3.25 08/15/2025	400,000.00	-- 3.26%	399,859.00 399,943.50	98.32 4.93%	393,267.82 5,994.44	1.01% (6,675.67)	Aa3/A WR	1.04 0.99
892326TKF1	TOYOTA MOTOR CREDIT CORP 3.65 08/18/2025	180,000.00	08/15/2022 3.68%	179,838.00 179,943.54	98.73 4.91%	177,707.12 2,974.75	0.46% (2,236.41)	A1/A+ A+	1.05 1.00
931142EW9	WALMART INC 3.9 09/09/2025	100,000.00	09/06/2022 3.92%	99,930.00 99,974.20	99.14 4.70%	99,142.11 1,538.33	0.25% (832.09)	Aa2/AA AA	1.11 1.05
437076CR1	HOME DEPOT INC 4.0 09/15/2025	450,000.00	09/14/2022 4.11%	448,560.00 449,459.34	99.13 4.80%	446,082.21 6,800.00	1.14% (3,377.13)	A2/A A	1.13 1.07
63743HFF4	NATIONAL RURAL UTILITIES COOPERATIVE FINANCE CORP 5.45 10/30/2025	145,000.00	10/20/2022 5.50%	144,805.70 144,919.26	100.65 4.90%	145,936.86 1,997.58	0.37% 1,017.60	A2/A- A	1.25 1.18
637432NG6	NATIONAL RURAL UTILITIES COOPERATIVE FINANCE CORP 3.25 11/01/2025	60,000.00	04/14/2022 3.31%	59,880.00 59,957.55	97.93 4.98%	58,755.87 487.50	0.15% (1,201.68)	A1/A- A+	1.25 1.20
756109BE3	REALTY INCOME CORP 4.625 11/01/2025	400,000.00	09/20/2022 4.64%	399,764.00 399,905.06	99.42 5.10%	397,675.25 4,625.00	1.02% (2,229.81)	A3/A- NA	1.25 1.19
14913R3B1	CATERPILLAR FINANCIAL SERVICES CORP 4.8 01/06/2026	370,000.00	01/20/2023 4.35%	374,554.70 372,209.75	100.18 4.67%	370,666.23 1,233.33	0.95% (1,543.52)	A2/A A+	1.44 1.36
69371RS56	PACCAR FINANCIAL CORP 5.05 08/10/2026	350,000.00	12/18/2023 4.56%	354,242.00 353,251.91	100.98 4.54%	353,439.52 8,395.63	0.90% 187.61	A1/A+ NA	2.03 1.86
713448FW3	PEPSICO INC 5.125 11/10/2026	150,000.00	11/08/2023 5.13%	149,959.50 149,969.29	101.37 4.48%	152,059.19 1,729.69	0.39% 2,089.90	A1/A+ NA	2.28 2.03
17275RBQ4	CISCO SYSTEMS INC 4.8 02/26/2027	455,000.00	-- 4.82%	454,803.50 454,831.36	100.84 4.45%	458,804.60 9,403.33	1.17% 3,973.24	A1/AA- NA	2.57 2.28
857477CL5	STATE STREET CORP 4.993 03/18/2027	440,000.00	03/13/2024 4.99%	440,000.00 440,000.00	101.00 4.58%	444,408.90 8,116.40	1.14% 4,408.90	A1/A AA-	2.63 2.33
89115A2W1	TORONTO-DOMINION BANK 4.98 04/05/2027	415,000.00	03/26/2024 4.98%	415,000.00 415,000.00	100.75 4.68%	418,120.21 6,659.37	1.07% 3,120.21	A1/A AA-	2.68 2.45

HOLDINGS REPORT



Beaumont-Cherry Valley Water District | [REDACTED] | As of July 31, 2024

Cusip	Security Description	Par Value/ Units	Purchase Date Purchase Yield	Cost Value Book Value	Mkt Price Mkt YTM	Market Value Accrued Int.	% of Port. Gain/Loss	Moody's/ S&P/ Fitch	Maturity Duration
665859AW4	NORTHERN TRUST CORP 4.0 05/10/2027	450,000.00	-- 3.99%	450,269.40 450,152.94	98.67 4.51%	444,027.10 4,050.00	1.14% (6,125.84)	A2/A+ A+	2.77 2.57
91324PEG3	UNITEDHEALTH GROUP INC 3.7 05/15/2027	115,000.00	05/17/2022 3.69%	115,055.80 115,031.68	97.93 4.50%	112,618.84 898.28	0.29% (2,412.84)	A2/A+ A	2.79 2.60
09290DAH4	BLACKROCK FUNDING INC 4.6 07/26/2027	450,000.00	07/18/2024 4.57%	450,387.00 450,384.82	100.62 4.38%	452,782.84 287.50	1.16% 2,398.02	Aa3/AA- NA	2.99 2.69
341081GN1	FLORIDA POWER & LIGHT CO 4.4 05/15/2028	450,000.00	05/23/2023 4.59%	446,175.00 447,088.62	99.58 4.52%	448,120.16 4,180.00	1.15% 1,031.54	Aa2/A+ AA-	3.79 3.42
58933YBH7	MERCK & CO INC 4.05 05/17/2028	110,000.00	05/08/2023 4.07%	109,910.90 109,932.46	99.31 4.25%	109,245.10 915.75	0.28% (687.35)	A1/A+ NA	3.80 3.45
61690U8E3	MORGAN STANLEY BANK NA 4.968 07/14/2028	450,000.00	07/17/2024 4.97%	450,000.00 450,000.00	100.48 5.15%	452,145.15 745.20	1.16% 2,145.15	Aa3/A+ AA-	3.96 2.71
713448FX1	PEPSICO INC 4.5 07/17/2029	300,000.00	07/16/2024 4.52%	299,694.00 299,696.51	100.86 4.31%	302,575.12 525.00	0.77% 2,878.60	A1/A+ NA	4.96 4.33
Total Corporate		9,270,000.00	4.12%	9,248,685.43 9,267,965.97	99.61 4.74%	9,233,340.76 99,197.91	23.64% (34,625.21)	A1/A A+	1.85 1.65
MONEY MARKET FUND									
31846V203	FIRST AMER:GVT OBLG Y	223,548.91	-- 4.91%	223,548.91 223,548.91	1.00 4.91%	223,548.91 0.00	0.57% 0.00	Aaa/ AAA m AAA	0.00 0.00
Total Money Market Fund		223,548.91	4.91%	223,548.91 223,548.91	1.00 4.91%	223,548.91 0.00	0.57% 0.00	AAA m AAA	0.00 0.00
SUPRANATIONAL									
45950KDD9	INTERNATIONAL FINANCE CORP 4.5 07/13/2028	340,000.00	07/06/2023 4.53%	339,622.60 339,702.13	101.60 4.06%	345,452.16 765.00	0.88% 5,750.03	Aaa/AAA NA	3.95 3.59
Total Supranational		340,000.00	4.53%	339,622.60 339,702.13	101.60 4.06%	345,452.16 765.00	0.88% 5,750.03	Aaa/AAA NA	3.95 3.59
US TREASURY									
91282CDH1	UNITED STATES TREASURY 0.75 1.1/15/2024	750,000.00	-- 2.91%	710,820.32 745,467.85	98.71 5.23%	740,349.61 1,192.26	1.90% (5,118.24)	Aaa/AA+ AA+	0.29 0.29

HOLDINGS REPORT



Beaumont-Cherry Valley Water District | [REDACTED] | As of July 31, 2024

Cusip	Security Description	Par Value/ Units	Purchase Date Purchase Yield	Cost Value Book Value	Mkt Price Mkt YTM	Market Value Accrued Int.	% of Port. Gain/Loss	Moody's/ S&P/ Fitch	Maturity Duration
91282CDN8	UNITED STATES TREASURY 1.0 12/15/2024	750,000.00	-- 3.12%	711,869.14 744,312.49	98.48 5.12%	738,626.96 963.11	1.89% (5,685.54)	Aaa/AA+ AA+	0.38 0.37
91282CDS7	UNITED STATES TREASURY 1.125 01/15/2025	775,000.00	-- 3.00%	737,794.93 768,617.85	98.22 5.11%	761,219.53 402.77	1.95% (7,398.32)	Aaa/AA+ AA+	0.46 0.45
91282CDZ1	UNITED STATES TREASURY 1.5 02/15/2025	750,000.00	-- 2.87%	723,125.00 744,637.09	98.11 5.07%	735,861.33 5,192.31	1.88% (8,775.76)	Aaa/AA+ AA+	0.54 0.52
91282CED9	UNITED STATES TREASURY 1.75 03/15/2025	750,000.00	-- 2.92%	726,035.16 744,773.79	98.06 4.94%	735,417.48 4,957.54	1.88% (9,356.31)	Aaa/AA+ AA+	0.62 0.61
91282CEH0	UNITED STATES TREASURY 2.625 04/15/2025	500,000.00	06/28/2022 3.23%	491,933.59 497,969.57	98.42 4.92%	492,097.66 3,872.95	1.26% (5,871.92)	Aaa/AA+ AA+	0.71 0.68
912828XB1	UNITED STATES TREASURY 2.125 05/15/2025	750,000.00	-- 3.08%	729,971.68 744,610.70	97.88 4.89%	734,103.52 3,378.06	1.88% (10,507.19)	Aaa/AA+ AA+	0.79 0.77
91282CEU1	UNITED STATES TREASURY 2.875 06/15/2025	670,000.00	06/28/2022 3.22%	663,457.03 668,077.02	98.34 4.83%	658,903.13 2,473.60	1.69% (9,173.89)	Aaa/AA+ AA+	0.87 0.85
91282CAB7	UNITED STATES TREASURY 0.25 07/31/2025	800,000.00	-- 3.05%	732,058.59 778,656.37	95.68 4.72%	765,450.00 5.43	1.96% (13,206.37)	Aaa/AA+ AA+	1.00 0.98
91282CFP1	UNITED STATES TREASURY 4.25 10/15/2025	600,000.00	10/18/2022 4.45%	596,554.69 598,611.78	99.58 4.60%	597,492.19 7,524.59	1.53% (1,119.59)	Aaa/AA+ AA+	1.21 1.15
91282CFW6	UNITED STATES TREASURY 4.5 11/15/2025	750,000.00	11/09/2022 4.55%	748,945.31 749,546.75	99.90 4.57%	749,267.58 7,153.53	1.92% (279.17)	Aaa/AA+ AA+	1.29 1.23
91282CBT7	UNITED STATES TREASURY 0.75 03/31/2026	750,000.00	-- 2.95%	690,097.65 724,041.68	94.18 4.41%	706,347.66 1,890.37	1.81% (17,694.02)	Aaa/AA+ AA+	1.67 1.62
91282CFU0	UNITED STATES TREASURY 4.125 10/31/2027	1,000,000.00	09/15/2023 4.56%	983,867.19 987,278.25	100.27 4.04%	1,002,656.25 10,424.59	2.57% 15,378.00	Aaa/AA+ AA+	3.25 2.98
91282CGT2	UNITED STATES TREASURY 3.625 03/31/2028	800,000.00	06/15/2023 3.96%	788,312.50 791,064.07	98.73 4.00%	789,843.75 9,745.90	2.02% (1,220.32)	Aaa/AA+ AA+	3.67 3.36
91282CHA2	UNITED STATES TREASURY 3.5 04/30/2028	475,000.00	-- 3.77%	469,363.29 470,591.32	98.28 4.00%	466,835.94 4,201.43	1.20% (3,755.38)	Aaa/AA+ AA+	3.75 3.45
91282CHK0	UNITED STATES TREASURY 4.0 06/30/2028	750,000.00	02/22/2024 4.37%	739,189.45 740,277.99	100.05 3.99%	750,380.86 2,608.70	1.92% 10,102.87	Aaa/AA+ AA+	3.92 3.58
91282CKD2	UNITED STATES TREASURY 4.25 02/28/2029	425,000.00	04/23/2024 4.62%	418,226.56 418,605.20	101.31 3.93%	430,561.52 7,558.76	1.10% 11,956.33	Aaa/AA+ AA+	4.58 4.06
91282CKP5	UNITED STATES TREASURY 4.625 04/30/2029	725,000.00	05/22/2024 4.45%	730,437.50 730,226.39	102.94 3.94%	746,296.88 8,473.93	1.91% 16,070.48	Aaa/AA+ AA+	4.75 4.20
91282CKT7	UNITED STATES TREASURY 4.5 05/31/2029	500,000.00	06/24/2024 4.27%	504,941.41 504,839.89	102.48 3.93%	512,421.88 3,811.48	1.31% 7,581.98	Aaa/AA+ AA+	4.83 4.29

HOLDINGS REPORT



Beaumont-Cherry Valley Water District | [REDACTED] | As of July 31, 2024

Cusip	Security Description	Par Value/ Units	Purchase Date Purchase Yield	Cost Value Book Value	Mkt Price Mkt YTM	Market Value Accrued Int.	% of Port. Gain/Loss	Moody's/ S&P/ Fitch	Maturity Duration
	Total US Treasury	13,270,000.00	3.64%	12,897,000.99 13,152,206.07	98.87 4.55%	13,114,133.70 85,831.31	33.58% (38,072.37)	Aaa/AA+ AA+	1.96 1.80
	Total Portfolio	39,399,308.80	4.03%	38,713,228.36 39,103,455.37	98.59 4.61%	39,055,002.70 302,207.14	100.00% (48,452.67)	Aa2/AA- AA	2.12 1.82
	Total Market Value + Accrued					39,357,209.84			



INCOME EARNED

Beaumont-Cherry Valley Water District | [REDACTED] | As of July 31, 2024

Cusip	Security Description	Trade Date Settle Date Units	Book Value: Begin Book Value: Acq Book Value: Disp Book Value: End	Prior Accrued Inc. Received Ending Accrued Total Interest	Accr. Of Discount Amort. Of Premium Net Accret./Amort Income Earned	Total Income
CASH & EQUIVALENTS						
31846V203	FIRST AMER:GVT OBLG Y	223,548.91	86,537.78 1,330,737.71 (1,193,726.58) 223,548.91	0.00 902.78 0.00 902.78	0.00 0.00 0.00 902.78	902.78
CCYUSD	Receivable	2,105.27	15,902.78 0.00 0.00 2,105.27	0.00 0.00 0.00 0.00	0.00 0.00 0.00 0.00	0.00
			102,440.56 1,330,737.71 (1,193,726.58) 225,654.18	0.00 902.78 0.00 902.78	0.00 0.00 0.00 902.78	902.78
FIXED INCOME						
0040EAS6	CHUBB INA HOLDINGS LLC 3.15 03/15/2025	450,000.00	448,444.18 0.00 0.00 448,631.85	4,173.75 0.00 5,355.00 1,181.25	187.67 0.00 187.67 1,368.92	1,368.92
023135CE4	AMAZON.COM INC 3.0 04/13/2025	450,000.00	449,274.51 0.00 0.00 449,353.14	2,925.00 0.00 4,050.00 1,125.00	95.40 (16.76) 78.64 1,203.64	1,203.64
02582JIR2	AMXCA 2021-1 A 0.9 11/15/2024	386,000.00	380,097.79 0.00 0.00 381,433.33	154.40 289.50 154.40 289.50	1,335.54 0.00 1,335.54 1,625.04	1,625.04
02582JIT8	AMXCA 2022-2 A 05/17/2027	235,000.00	234,978.06 0.00 0.00 234,980.20	354.07 663.88 354.07 663.88	2.14 0.00 2.14 666.02	666.02
05522RDJ4	BACCT 2024-1 A 4.93 03/15/2029	195,000.00	194,989.17 0.00 0.00 194,989.37	480.68 854.53 427.27 801.12	0.20 0.00 0.20 801.32	801.32

INCOME EARNED



Beaumont-Cherry Valley Water District | [REDACTED] | As of July 31, 2024

Cusip	Security Description	Trade Date Settle Date Units	Book Value: Begin Book Value: Acq Book Value: Disp Book Value: End	Prior Accrued Inc. Received Ending Accrued Total Interest	Accr. Of Discount Amort. Of Premium Net Accret./Amort Income Earned	Total Income
05531FBH5	TRUIST FINANCIAL CORP 2.5 08/01/2024	400,000.00	399,813.73 0.00 0.00 400,000.00	4,166.67 0.00 5,000.00 833.33	186.27 0.00 186.27 1,019.60	1,019.60
05593AAC3	BMWLT 2023-1 A3 5.16 11/25/2025	39,299.55	44,039.52 0.00 (4,740.50) 39,299.11	37.87 189.37 33.80 185.29	0.09 0.00 0.09 185.38	185.38
05611UAD5	BMWLT 2024-1 A3 4.98 03/25/2027	300,000.00	298,422.08 0.00 0.00 298,471.14	249.00 1,245.00 249.00 1,245.00	49.06 0.00 49.06 1,294.06	1,294.06
06406RBC0	BANK OF NEW YORK MELLON CORP 3.35 04/25/2025	400,000.00	400,230.36 0.00 0.00 400,203.56	2,456.67 0.00 3,573.33 1,116.67	0.44 (27.23) (26.80) 1,089.87	1,089.87
09290DAH4	BLACKROCK FUNDING INC 4.6 07/26/2027	450,000.00	0.00 450,387.00 0.00 450,384.82	0.00 0.00 287.50 287.50	0.00 (2.18) (2.18) 285.32	285.32
096919AD7	BMWOT 2024-A A3 5.18 02/26/2029	175,000.00	174,973.73 0.00 0.00 174,974.21	503.61 1,107.94 151.08 755.41	0.48 0.00 0.48 755.89	755.89
14913R3B1	CATERPILLAR FINANCIAL SERVICES CORP 4.8 01/06/2026	370,000.00	372,340.73 0.00 0.00 372,209.75	8,633.33 8,880.00 1,233.33 1,480.00	0.00 (130.98) (130.98) 1,349.02	1,349.02
161571HT4	CHAIT 2023-1 A 5.16 09/15/2028	410,000.00	409,904.39 0.00 0.00 409,906.32	940.27 1,763.00 940.27 1,763.00	1.93 0.00 1.93 1,764.93	1,764.93
17275RBQ4	CISCO SYSTEMS INC 4.8 02/26/2027	455,000.00	454,825.86 0.00 0.00 454,831.36	7,583.33 0.00 9,403.33 1,820.00	7.54 (2.04) 5.50 1,825.50	1,825.50

INCOME EARNED



Beaumont-Cherry Valley Water District | [REDACTED] | As of July 31, 2024

Cusip	Security Description	Trade Date Settle Date Units	Book Value: Begin Book Value: Acq Book Value: Disp Book Value: End	Prior Accrued Inc. Received Ending Accrued Total Interest	Accr. Of Discount Amort. Of Premium Net Accret./Amort Income Earned	Total Income
26442UAA2	DUKE ENERGY PROGRESS LLC 3.25 08/15/2025	400,000.00	399,940.09 0.00 0.00 399,943.50	4,911.11 0.00 5,994.44 1,083.33	8.42 (5.02) 3.40 1,086.74	1,086.74
3130A9Y1	FEDERAL HOME LOAN BANKS 2.125 12/11/2026	11/28/2023 11/29/2023 900,000.00	849,609.17 0.00 0.00 851,358.46	1,062.50 0.00 2,656.25 1,593.75	1,749.29 0.00 1,749.29 3,343.04	3,343.04
3130ALEM2	FEDERAL HOME LOAN BANKS 0.79 02/25/2026	05/12/2022 05/13/2022 400,000.00	386,558.38 0.00 0.00 387,248.27	1,106.00 0.00 1,369.33 263.33	689.88 0.00 689.88 953.22	953.22
3130AQM1	FEDERAL HOME LOAN BANKS 1.25 01/27/2025	04/18/2022 04/19/2022 150,000.00	148,766.50 0.00 0.00 148,948.59	802.08 937.50 20.83 156.25	182.09 0.00 182.09 338.34	338.34
3130AWTR1	FEDERAL HOME LOAN BANKS 4.375 09/08/2028	09/12/2023 09/14/2023 750,000.00	746,807.67 0.00 0.00 746,872.35	10,299.48 0.00 13,033.85 2,734.38	64.68 0.00 64.68 2,799.06	2,799.06
3130AXU63	FEDERAL HOME LOAN BANKS 4.625 11/17/2026	12/18/2023 12/19/2023 475,000.00	479,174.30 0.00 0.00 479,025.39	2,685.07 0.00 4,515.80 1,830.73	0.00 (148.91) (148.91) 1,681.82	1,681.82
3130B0TY5	FEDERAL HOME LOAN BANKS 4.75 04/09/2027	04/10/2024 04/11/2024 465,000.00	463,863.37 0.00 0.00 463,898.19	4,908.33 0.00 6,748.96 1,840.63	34.82 0.00 34.82 1,875.44	1,875.44
3133EP6K6	FEDERAL FARM CREDIT BANKS FUNDING CORP 4.5 03/26/2027	03/25/2024 03/26/2024 750,000.00	750,991.16 0.00 0.00 750,960.38	8,906.25 0.00 11,718.75 2,812.50	0.00 (30.79) (30.79) 2,781.71	2,781.71
3133EPB13	FEDERAL FARM CREDIT BANKS FUNDING CORP 4.375 02/23/2026	02/21/2023 02/23/2023 725,000.00	723,586.32 0.00 0.00 723,659.11	11,277.78 0.00 13,921.01 2,643.23	72.80 0.00 72.80 2,716.03	2,716.03

INCOME EARNED



Beaumont-Cherry Valley Water District | [REDACTED] | As of July 31, 2024

Cusip	Security Description	Trade Date Settle Date Units	Book Value: Begin Book Value: Acq Book Value: Disp Book Value: End	Prior Accrued Inc. Received Ending Accrued Total Interest	Accr. Of Discount Amort. Of Premium Net Accret./Amort Income Earned	Total Income
3133EPBM6	FEDERAL FARM CREDIT BANKS FUNDING CORP 4.125 08/23/2027	02/21/2023 02/23/2023 750,000.00	747,157.97 0.00 0.00 747,234.71	11,000.00 0.00 13,578.13 2,578.13	76.74 0.00 76.74 2,654.87	2,654.87
3133EPCF0	FEDERAL FARM CREDIT BANKS FUNDING CORP 4.5 03/02/2026	03/23/2023 03/24/2023 750,000.00	756,145.29 0.00 0.00 755,832.47	11,156.25 0.00 13,968.75 2,812.50	0.00 (312.81) (312.81) 2,499.69	2,499.69
3133EPGW9	FEDERAL FARM CREDIT BANKS FUNDING CORP 3.875 04/25/2028	04/24/2023 04/25/2023 800,000.00	803,064.21 0.00 0.00 802,996.06	5,683.33 0.00 8,266.67 2,583.33	0.00 (68.14) (68.14) 2,515.19	2,515.19
3133EPK79	FEDERAL FARM CREDIT BANKS FUNDING CORP 4.375 12/07/2026	12/18/2023 12/19/2023 475,000.00	476,608.85 0.00 0.00 476,552.75	1,385.42 0.00 3,117.19 1,731.77	0.00 (56.10) (56.10) 1,675.67	1,675.67
3133EPUN3	FEDERAL FARM CREDIT BANKS FUNDING CORP 4.5 08/28/2028	08/28/2023 08/29/2023 325,000.00	325,240.62 0.00 0.00 325,235.71	4,996.88 0.00 6,215.63 1,218.75	0.00 (4.91) (4.91) 1,213.84	1,213.84
3133EPW68	FEDERAL FARM CREDIT BANKS FUNDING CORP 4.125 01/22/2026	01/24/2024 01/25/2024 600,000.00	597,604.12 0.00 0.00 597,734.42	10,931.25 12,375.00 618.75 2,062.50	130.30 0.00 130.30 2,192.80	2,192.80
3135G05X7	FEDERAL NATIONAL MORTGAGE ASSOCIATION 0.375 08/25/2025	06/22/2022 06/23/2022 500,000.00	484,327.01 0.00 0.00 485,483.82	656.25 0.00 812.50 156.25	1,156.82 0.00 1,156.82 1,313.07	1,313.07
3137BEVH4	FHMS K-040 A2 3.241 09/25/2024	04/21/2022 04/26/2022 80,822.74	118,213.32 0.00 (37,348.80) 80,837.03	319.16 319.16 218.29 218.29	0.00 (27.49) (27.49) 190.80	190.80
3137BFE98	FHMS K-041 A2 3.171 10/25/2024	04/21/2022 04/26/2022 139,683.35	142,048.61 0.00 (2,318.19) 139,714.05	375.24 375.24 369.11 369.11	0.00 (16.37) (16.37) 352.74	352.74

INCOME EARNED



Beaumont-Cherry Valley Water District | [REDACTED] | As of July 31, 2024

Cusip	Security Description	Trade Date Settle Date Units	Book Value: Begin Book Value: Acq Book Value: Disp Book Value: End	Prior Accrued Inc. Received Ending Accrued Total Interest	Accr. Of Discount Amort. Of Premium Net Accret./Amort Income Earned	Total Income
3137BFXT3	FHMS K-042 A2 2.67 12/25/2024	06/22/2022 06/27/2022 420,424.79	443,959.44 0.00 (25,057.77) 419,278.59	991.20 991.20 935.45 935.45	376.92 0.00 376.92 1,312.37	1,312.37
3137BHXY1	FHMS K-044 A2 2.811 01/25/2025	06/16/2022 06/22/2022 359,893.35	358,973.55 0.00 (729.64) 358,524.58	844.76 844.76 843.05 843.05	280.67 0.00 280.67 1,123.72	1,123.72
3137BM7C4	FHMS K-051 A2 3.308 09/25/2025	05/18/2022 05/23/2022 400,000.00	400,724.60 0.00 0.00 400,671.99	1,102.67 1,102.67 1,102.67 1,102.67	0.00 (52.61) (52.61) 1,050.06	1,050.06
3137BNGT5	FHMS K-054 A2 2.745 01/25/2026	12/15/2022 12/20/2022 350,000.00	342,439.95 0.00 0.00 342,866.84	800.63 800.63 800.63 800.63	426.89 0.00 426.89 1,227.52	1,227.52
3137BTUM1	FHMS K-061 A2 3.347 11/25/2026	04/23/2024 04/26/2024 541,651.95	521,327.27 0.00 (1,105.57) 521,042.60	1,513.84 1,513.84 1,510.76 1,510.76	820.89 0.00 820.89 2,331.65	2,331.65
3137F2LJ3	FHMS K-066 A2 3.117 06/25/2027	04/18/2024 04/23/2024 350,000.00	331,831.42 0.00 0.00 332,360.27	909.13 909.13 909.13 909.13	528.85 0.00 528.85 1,437.98	1,437.98
3137F4WZ1	FHMS K-731 A2 3.6 02/25/2025	05/03/2022 05/06/2022 303,152.26	304,473.27 0.00 (604.27) 303,747.05	911.27 911.27 909.46 909.46	0.00 (121.94) (121.94) 787.52	787.52
3137FBXB3	FHMS K-068 A2 3.244 08/25/2027	10/27/2023 10/31/2023 600,000.00	566,366.40 0.00 0.00 567,292.37	1,622.00 1,622.00 1,622.00 1,622.00	925.97 0.00 925.97 2,547.97	2,547.97
3137FETN0	FHMS K-073 A2 3.35 01/25/2028	07/10/2023 07/13/2023 130,000.00	124,582.92 0.00 0.00 124,714.22	362.92 362.92 362.92 362.92	131.30 0.00 131.30 494.22	494.22

INCOME EARNED



Beaumont-Cherry Valley Water District | [REDACTED] | As of July 31, 2024

Cusip	Security Description	Trade Date Settle Date Units	Book Value: Begin Book Value: Acq Book Value: Disp Book Value: End	Prior Accrued Inc. Received Ending Accrued Total Interest	Accr. Of Discount Amort. Of Premium Net Accret./Amort Income Earned	Total Income
3137FOXJ7	FHMS K-737 A2 2.525 10/25/2026	12/12/2023 12/15/2023 250,000.00	238,363.89 0.00 0.00 238,802.72	526.04 526.04 526.04 526.04	438.83 0.00 438.83 964.87	964.87
341081GN1	FLORIDA POWER & LIGHT CO 4.4 05/15/2028	05/23/2023 05/25/2023 450,000.00	447,023.36 0.00 0.00 447,088.62	2,530.00 0.00 4,180.00 1,650.00	65.26 0.00 65.26 1,715.26	1,715.26
362585AC5	GMCAR 2022-2 A3 3.1 02/16/2027	04/05/2022 04/13/2022 28,025.84	29,992.15 0.00 (1,968.99) 28,023.41	38.74 77.49 36.20 74.95	0.26 0.00 0.26 75.20	75.20
36265WAD5	GMCAR 2022-3 A3 3.64 04/16/2027	07/06/2022 07/13/2022 49,773.36	52,575.07 0.00 (2,801.89) 49,773.20	79.74 159.48 75.49 155.23	0.01 0.00 0.01 155.25	155.25
36269WAD1	GMALT 2024-2 A3 5.39 07/20/2027	05/07/2024 05/16/2024 140,000.00	139,992.19 0.00 0.00 139,992.41	230.57 628.83 230.57 628.83	0.22 0.00 0.22 629.05	629.05
437076CR1	HOME DEPOT INC 4.0 09/15/2025	09/14/2022 09/19/2022 450,000.00	449,418.46 0.00 0.00 449,459.34	5,300.00 0.00 6,800.00 1,500.00	40.88 0.00 40.88 1,540.88	1,540.88
437918AC9	HAROT 2024-1 A3 5.21 08/15/2028	02/13/2024 02/21/2024 290,000.00	289,988.40 0.00 0.00 289,988.64	671.51 1,259.08 671.51 1,259.08	0.24 0.00 0.24 1,259.32	1,259.32
437930AC4	HONDO-242-A3 5.27 11/20/2028	05/14/2024 05/21/2024 105,000.00	104,987.56 0.00 0.00 104,987.80	199.82 461.13 199.82 461.13	0.24 0.00 0.24 461.37	461.37
43815JAC7	HAROT 2023-1 A3 5.04 04/21/2027	02/16/2023 02/24/2023 50,000.00	49,993.73 0.00 0.00 49,993.92	70.00 210.00 70.00 210.00	0.19 0.00 0.19 210.19	210.19

INCOME EARNED



Beaumont-Cherry Valley Water District | [REDACTED] | As of July 31, 2024

Cusip	Security Description	Trade Date Settle Date Units	Book Value: Begin Book Value: Acq Book Value: Disp Book Value: End	Prior Accrued Inc. Received Ending Accrued Total Interest	Accr. Of Discount Amort. Of Premium Net Accret./Amort Income Earned	Total Income
43815PAC3	HAROT 2022-2 A3 3.73 07/20/2026	08/15/2022 08/24/2022 41,407.48	44,588.50 0.00 (3,182.25) 41,406.39	60.06 138.60 55.77 134.31	0.14 0.00 0.14 134.45	134.45
448973AD9	HART 2024-A A3 4.99 02/15/2029	03/11/2024 03/20/2024 155,000.00	154,967.78 0.00 0.00 154,968.37	343.76 644.54 343.76 644.54	0.59 0.00 0.59 645.13	645.13
44933LAC7	HART 2021-A A3 0.38 09/15/2025	04/25/2022 04/27/2022 0.00	8,772.27 0.00 (8,847.24) 0.00	1.49 2.80 0.00 1.31	74.97 0.00 74.97 76.27	76.27
44934KAC8	HART 2021-B A3 0.38 01/15/2026	05/19/2022 05/23/2022 5,538.52	7,066.29 0.00 (1,630.27) 5,463.69	1.21 2.27 0.94 1.99	27.67 0.00 27.67 29.67	29.67
4581X0EE4	INTER-AMERICAN DEVELOPMENT BANK 3.25 07/01/2024	06/22/2022 07/01/2022 0.00	365,000.00 0.00 (365,000.00) 0.00	5,931.25 5,931.25 0.00 0.00	0.00 0.00 0.00 0.00	0.00
45950KDD9	INTERNATIONAL FINANCE CORP 4.5 07/13/2028	07/06/2023 07/13/2023 340,000.00	339,695.73 0.00 0.00 339,702.13	7,140.00 7,650.00 765.00 1,275.00	6.40 0.00 6.40 1,281.40	1,281.40
47786WAD2	JDOT 2024-B A3 5.2 03/15/2029	06/11/2024 06/18/2024 100,000.00	99,980.60 0.00 0.00 99,980.95	187.78 390.00 231.11 433.33	0.35 0.00 0.35 433.68	433.68
47789QAC4	JDOT 2021-B A3 0.52 03/16/2026	05/02/2022 05/03/2022 31,778.92	33,955.81 0.00 (2,919.55) 31,132.59	8.02 15.04 7.34 14.37	96.33 0.00 96.33 110.70	110.70
47800AAC4	JDOT 2022-B A3 3.74 02/16/2027	07/12/2022 07/20/2022 96,517.19	101,213.16 0.00 (4,700.81) 96,512.72	168.25 315.46 160.43 307.65	0.37 0.00 0.37 308.02	308.02

INCOME EARNED



Beaumont-Cherry Valley Water District | [REDACTED] | As of July 31, 2024

Cusip	Security Description	Trade Date Settle Date Units	Book Value: Begin Book Value: Acq Book Value: Disp Book Value: End	Prior Accrued Inc. Received Ending Accrued Total Interest	Accr. Of Discount Amort. Of Premium Net Accret./Amort Income Earned	Total Income
47800BAC2	JDOT 2022-C A3 5.09 06/15/2027	10/12/2022 10/19/2022 210,000.00	209,990.23 0.00 0.00 209,990.51	475.07 890.75 475.07 890.75	0.28 0.00 0.28 891.03	891.03
47800RAD5	JDOT 2024 A3 4.96 11/15/2028	03/11/2024 03/19/2024 95,000.00	94,995.01 0.00 0.00 94,995.10	209.42 392.67 209.42 392.67	0.10 0.00 0.10 392.77	392.77
58770AAC7	MBART 2023-1 A3 4.51 11/15/2027	01/18/2023 01/25/2023 125,000.00	124,989.47 0.00 0.00 124,989.74	250.56 469.79 250.56 469.79	0.26 0.00 0.26 470.05	470.05
58933YBH7	MERCK & CO INC 4.05 05/17/2028	05/08/2023 05/17/2023 110,000.00	109,930.94 0.00 0.00 109,932.46	544.50 0.00 915.75 371.25	1.51 0.00 1.51 372.76	372.76
61690U8E3	MORGAN STANLEY BANK NA 4.968 07/14/2028	07/17/2024 07/19/2024 450,000.00	0.00 450,000.00 0.00 450,000.00	0.00 0.00 745.20 745.20	0.00 0.00 0.00 745.20	745.20
61747YET8	MORGAN STANLEY 4.679 07/17/2026	09/20/2022 09/22/2022 0.00	398,263.49 0.00 (398,340.97) 0.00	8,526.18 9,409.99 0.00 883.81	77.48 0.00 77.48 961.29	961.29
637432NG6	NATIONAL RURAL UTILITIES COOPERATIVE FINANCE CORP 3.25 11/01/2025	04/14/2022 04/19/2022 60,000.00	59,954.67 0.00 0.00 59,957.55	325.00 0.00 487.50 162.50	2.88 0.00 2.88 165.38	165.38
63743HFE7	NATIONAL RURAL UTILITIES COOPERATIVE FINANCE CORP 3.45 06/15/2025	04/27/2022 05/04/2022 60,000.00	59,995.03 0.00 0.00 59,995.47	92.00 0.00 264.50 172.50	0.44 0.00 0.44 172.94	172.94
63743HFF4	NATIONAL RURAL UTILITIES COOPERATIVE FINANCE CORP 5.45 10/30/2025	10/20/2022 10/31/2022 145,000.00	144,913.76 0.00 0.00 144,919.26	1,339.03 0.00 1,997.58 658.54	5.50 0.00 5.50 664.04	664.04

INCOME EARNED



Beaumont-Cherry Valley Water District | [REDACTED] | As of July 31, 2024

Cusip	Security Description	Trade Date Settle Date Units	Book Value: Begin Book Value: Acq Book Value: Disp Book Value: End	Prior Accrued Inc. Received Ending Accrued Total Interest	Accr. Of Discount Amort. Of Premium Net Accret./Amort Income Earned	Total Income
665859AW4	NORTHERN TRUST CORP 4.0 05/10/2027	450,000.00	450,157.88 0.00 0.00 450,152.94	2,550.00 0.00 4,050.00 1,500.00	3.58 (8.51) (4.94) 1,495.06	1,495.06
693475AY1	PNC FINANCIAL SERVICES GROUP INC 2.2 11/01/2024	04/11/2022 04/13/2022 150,000.00	149,619.93 0.00 0.00 149,715.72	550.00 0.00 825.00 275.00	95.79 0.00 95.79 370.79	370.79
69371RR73	PACCAR FINANCIAL CORP 2.85 04/07/2025	03/31/2022 04/07/2022 120,000.00	119,992.03 0.00 0.00 119,992.91	798.00 0.00 1,083.00 285.00	0.88 0.00 0.88 285.88	285.88
69371RS56	PACCAR FINANCIAL CORP 5.05 08/10/2026	12/18/2023 12/20/2023 350,000.00	353,388.32 0.00 0.00 353,251.91	6,922.71 0.00 8,395.63 1,472.92	0.00 (136.41) (136.41) 1,336.50	1,336.50
713448FW3	PEPSICO INC 5.125 11/10/2026	11/08/2023 11/10/2023 150,000.00	149,968.15 0.00 0.00 149,969.29	1,089.06 0.00 1,729.69 640.63	1.15 0.00 1.15 641.77	641.77
713448FX1	PEPSICO INC 4.5 07/17/2029	07/16/2024 07/17/2024 300,000.00	0.00 299,694.00 0.00 299,696.51	0.00 0.00 525.00 525.00	2.51 0.00 2.51 527.51	527.51
756109BE3	REALTY INCOME CORP 4.625 11/01/2025	09/20/2022 09/22/2022 400,000.00	399,898.62 0.00 0.00 399,905.06	3,083.33 0.00 4,625.00 1,541.67	6.44 0.00 6.44 1,548.11	1,548.11
78016EZ59	ROYAL BANK OF CANADA 3.375 04/14/2025	400,000.00	399,208.14 0.00 0.00 399,293.67	2,887.50 0.00 4,012.50 1,125.00	85.53 0.00 85.53 1,210.53	1,210.53
79466LAG9	SALESFORCE INC 0.625 07/15/2024	0.00	374,673.39 0.00 (375,000.00) 0.00	1,080.73 1,171.88 0.00 91.15	326.61 0.00 326.61 417.77	417.77

INCOME EARNED



Beaumont-Cherry Valley Water District | [REDACTED] | As of July 31, 2024

Cusip	Security Description	Trade Date Settle Date Units	Book Value: Begin Book Value: Acq Book Value: Disp Book Value: End	Prior Accrued Inc. Received Ending Accrued Total Interest	Accr. Of Discount Amort. Of Premium Net Accret./Amort Income Earned	Total Income
808513AX3	CHARLES SCHWAB CORP 3.85 05/21/2025	06/22/2022 06/24/2022 450,000.00	450,147.65 0.00 0.00 450,130.25	1,925.00 0.00 3,368.75 1,443.75	0.00 (17.40) (17.40) 1,426.35	1,426.35
857477CL5	STATE STREET CORP 4.993 03/18/2027	03/13/2024 03/18/2024 440,000.00	440,000.00 0.00 0.00 440,000.00	6,285.63 0.00 8,116.40 1,830.77	0.00 0.00 0.00 1,830.77	1,830.77
89115A2W1	TORONTO-DOMINION BANK 4.98 04/05/2027	03/26/2024 04/05/2024 415,000.00	415,000.00 0.00 0.00 415,000.00	4,937.12 0.00 6,659.37 1,722.25	0.00 0.00 0.00 1,722.25	1,722.25
89231CAD9	TAOT 2022-C A3 3.76 04/15/2027	08/08/2022 08/16/2022 138,533.28	139,986.51 0.00 (1,466.72) 138,520.34	233.96 438.67 231.50 436.22	0.55 0.00 0.55 436.77	436.77
89236TJT3	TOYOTA MOTOR CREDIT CORP 1.45 01/13/2025	04/18/2022 04/20/2022 150,000.00	148,809.29 0.00 0.00 148,997.61	1,015.00 1,087.50 108.75 181.25	188.33 0.00 188.33 369.58	369.58
89236TKF1	TOYOTA MOTOR CREDIT CORP 3.65 08/18/2025	08/15/2022 08/18/2022 180,000.00	179,938.95 0.00 0.00 179,943.54	2,427.25 0.00 2,974.75 547.50	4.58 0.00 4.58 552.08	552.08
89238FAD5	TAOT 2022-B A3 2.93 09/15/2026	135,782.97	145,532.96 0.00 (10,238.58) 135,346.12	190.15 356.54 176.82 343.21	51.73 0.00 51.73 394.94	394.94
89238JAC9	TAOT 2021-D A3 0.71 04/15/2026	12/14/2022 12/16/2022 15,369.06	16,538.58 0.00 (1,699.56) 14,914.46	5.39 10.10 4.85 9.56	75.43 0.00 75.43 85.00	85.00
912828XB1	UNITED STATES TREASURY 2.125 05/15/2025	750,000.00	744,028.59 0.00 0.00 744,610.70	2,035.50 0.00 3,378.06 1,342.56	582.12 0.00 582.12 1,924.68	1,924.68

INCOME EARNED



Beaumont-Cherry Valley Water District | [REDACTED] | As of July 31, 2024

Cusip	Security Description	Trade Date Settle Date Units	Book Value: Begin Book Value: Acq Book Value: Disp Book Value: End	Prior Accrued Inc. Received Ending Accrued Total Interest	Accr. Of Discount Amort. Of Premium Net Accret./Amort Income Earned	Total Income
91282CAB7	UNITED STATES TREASURY 0.25 07/31/2025	800,000.00	776,838.65 0.00 0.00 778,656.37	835.16 1,000.00 5.43 170.27	1,817.73 0.00 1,817.73 1,988.00	1,988.00
91282CBT7	UNITED STATES TREASURY 0.75 03/31/2026	750,000.00	722,715.97 0.00 0.00 724,041.68	1,413.93 0.00 1,890.37 476.43	1,325.71 0.00 1,325.71 1,802.15	1,802.15
91282CDH1	UNITED STATES TREASURY 0.75 11/15/2024	750,000.00	744,142.41 0.00 0.00 745,467.85	718.41 0.00 1,192.26 473.85	1,325.44 0.00 1,325.44 1,799.29	1,799.29
91282CDN8	UNITED STATES TREASURY 1.0 12/15/2024	750,000.00	743,016.07 0.00 0.00 744,312.49	327.87 0.00 963.11 635.25	1,296.42 0.00 1,296.42 1,931.66	1,931.66
91282CDS7	UNITED STATES TREASURY 1.125 01/15/2025	775,000.00	767,433.14 0.00 0.00 768,617.85	4,024.04 4,359.38 402.77 738.11	1,184.71 0.00 1,184.71 1,922.82	1,922.82
91282CDZ1	UNITED STATES TREASURY 1.5 02/15/2025	750,000.00	743,797.45 0.00 0.00 744,637.09	4,234.20 0.00 5,192.31 958.10	839.65 0.00 839.65 1,797.75	1,797.75
91282CED9	UNITED STATES TREASURY 1.75 03/15/2025	750,000.00	744,056.92 0.00 0.00 744,773.79	3,851.90 0.00 4,957.54 1,105.64	716.87 0.00 716.87 1,822.51	1,822.51
91282CEH0	UNITED STATES TREASURY 2.625 04/15/2025	06/28/2022 06/29/2022 500,000.00	497,724.66 0.00 0.00 497,969.57	2,761.27 0.00 3,872.95 1,111.68	244.92 0.00 244.92 1,356.60	1,356.60
91282CEU1	UNITED STATES TREASURY 2.875 06/15/2025	06/28/2022 06/29/2022 670,000.00	667,889.56 0.00 0.00 668,077.02	842.08 0.00 2,473.60 1,631.52	187.46 0.00 187.46 1,818.98	1,818.98

INCOME EARNED



Beaumont-Cherry Valley Water District | [REDACTED] | As of July 31, 2024

Cusip	Security Description	Trade Date Settle Date Units	Book Value: Begin Book Value: Acq Book Value: Disp Book Value: End	Prior Accrued Inc. Received Ending Accrued Total Interest	Accr. Of Discount Amort. Of Premium Net Accret./Amort Income Earned	Total Income
91282CFP1	UNITED STATES TREASURY 4.25 10/15/2025	10/18/2022 10/19/2022 600,000.00	598,513.97 0.00 0.00 598,611.78	5,364.75 0.00 7,524.59 2,159.84	97.81 0.00 97.81 2,257.64	2,257.64
91282CFU0	UNITED STATES TREASURY 4.125 10/31/2027	09/15/2023 09/18/2023 1,000,000.00	986,945.72 0.00 0.00 987,278.25	6,949.73 0.00 10,424.59 3,474.86	332.52 0.00 332.52 3,807.39	3,807.39
91282CFW6	UNITED STATES TREASURY 4.5 11/15/2025	11/09/2022 11/15/2022 750,000.00	749,516.92 0.00 0.00 749,546.75	4,310.46 0.00 7,153.53 2,843.07	29.83 0.00 29.83 2,872.90	2,872.90
91282CGT2	UNITED STATES TREASURY 3.625 03/31/2028	06/15/2023 06/16/2023 800,000.00	790,857.04 0.00 0.00 791,064.07	7,289.62 0.00 9,745.90 2,456.28	207.04 0.00 207.04 2,663.32	2,663.32
91282CHA2	UNITED STATES TREASURY 3.5 04/30/2028	475,000.00	470,491.42 0.00 0.00 470,591.32	2,800.95 0.00 4,201.43 1,400.48	99.90 0.00 99.90 1,500.38	1,500.38
91282CHK0	UNITED STATES TREASURY 4.0 06/30/2028	02/22/2024 02/23/2024 750,000.00	740,067.08 0.00 0.00 740,277.99	81.52 15,000.00 2,608.70 17,527.17	210.90 0.00 210.90 17,738.08	17,738.08
91282CKD2	UNITED STATES TREASURY 4.25 02/28/2029	04/23/2024 04/24/2024 425,000.00	418,486.64 0.00 0.00 418,605.20	6,037.19 0.00 7,558.76 1,521.57	118.56 0.00 118.56 1,640.13	1,640.13
91282CKP5	UNITED STATES TREASURY 4.625 04/30/2029	05/22/2024 05/23/2024 725,000.00	730,319.88 0.00 0.00 730,226.39	5,649.29 0.00 8,473.93 2,824.64	0.00 (93.49) (93.49) 2,731.15	2,731.15
91282CKT7	UNITED STATES TREASURY 4.5 05/31/2029	06/24/2024 06/25/2024 500,000.00	504,924.95 0.00 0.00 504,839.89	1,905.74 0.00 3,811.48 1,905.74	0.00 (85.05) (85.05) 1,820.68	1,820.68

INCOME EARNED



Beaumont-Cherry Valley Water District | [REDACTED] | As of July 31, 2024

Cusip	Security Description	Trade Date Settle Date Units	Book Value: Begin Book Value: Acq Book Value: Disp Book Value: End	Prior Accrued Inc. Received Ending Accrued Total Interest	Accr. Of Discount Amort. Of Premium Net Accret./Amort Income Earned	Total Income
91324PEG3	UNITEDHEALTH GROUP INC 3.7 05/15/2027	05/17/2022 05/20/2022 115,000.00	115,032.68 0.00 0.00 115,031.68	543.69 0.00 898.28 354.58	0.20 (1.20) (1.00) 353.58	353.58
931142EW9	WALMART INC 3.9 09/09/2025	09/06/2022 09/09/2022 100,000.00	99,972.22 0.00 0.00 99,974.20	1,213.33 0.00 1,538.33 325.00	1.98 0.00 1.98 326.98	326.98
			38,906,959.76	268,600.90	21,828.36	
			1,200,081.00	91,057.82	(1,366.36)	
			(1,249,701.57)	302,207.14	20,462.00	
		39,173,654.62	38,877,801.19	124,664.06	145,126.06	145,126.06
			39,009,400.32	268,600.90	21,828.36	
			2,530,818.71	91,960.60	(1,366.36)	
			(2,443,428.15)	302,207.14	20,462.00	
		39,399,308.80	39,103,455.37	125,566.84	146,028.84	146,028.84

Accounts Payable

Checks by Date - Detail by Check Date

Beaumont-Cherry Valley Water District

560 Magnolia Avenue
 Beaumont California 92223
 (951) 845-9581
<https://bcvwd.gov>



User: wclayton
 Printed: 8/23/2024 10:21 PM

Check No	Vendor Vendor Name Invoice Description	Check Date Reference	Check Amount
15376	10319 ACWA Joint Powers Insurance Authority 25 Prepaid Property Insurance - Aug 2024-June 2025 25 Property Insurance - July 2024	07/29/2024	102,658.71 9,332.65
Total for Check Number 15376:			111,991.36
Total for 7/29/2024:			111,991.36
ACH	10502 Financial Reporting/Accounting CalPERS 10000001 Prepaid 2024/2025 Annual Unfunded Accrued Liability Classic 3922 10000001 Prepaid 2024/2025 Annual Unfunded Accrued Liability PEPRA	07/30/2024	266,419.00 4,492.00
Total for this ACH Check for Vendor 10502:			270,911.00
Total for 7/30/2024:			270,911.00
ACH	10087 EDD 0-545-582nd Quarter State Taxes	08/01/2024	10.27
Total for this ACH Check for Vendor 10087:			10.27
ACH	10085 CalPERS Retirement System 10026984 PR Batch 00001.08.2024 CalPERS 8.25% EE PEPRA 10026984 PR Batch 00001.08.2024 EE Buyback 10026984 PR Batch 00001.08.2024 CalPERS ER Paid Classic 10026984 PR Batch 00001.08.2024 CalPERS 7% EE Deduction 10026984 PR Batch 00001.08.2024 CalPERS 8% ER Paid 10026984 PR Batch 00001.08.2024 CalPERS 1% ER Paid 10026984 PR Batch 00001.08.2024 CalPERS ER PEPRA 10026984 PR Batch 00001.08.2024 CalPERS 8% EE Paid	08/01/2024	7,841.47 138.38 9,710.32 1,192.63 1,155.01 170.37 8,202.66 1,890.75
Total for this ACH Check for Vendor 10085:			30,301.59
ACH	10087 EDD 0-106-671PR Batch 00001.08.2024 CA SDI 0-106-671PR Batch 00001.08.2024 State Income Tax	08/01/2024	1,815.94 7,013.47
Total for this ACH Check for Vendor 10087:			8,829.41
ACH	10094 U.S. Treasury 27046148 PR Batch 00001.08.2024 FICA Employee Portion 27046148 PR Batch 00001.08.2024 Medicare Employer Portion 27046148 PR Batch 00001.08.2024 Medicare Employee Portion 27046148 PR Batch 00001.08.2024 FICA Employer Portion 27046148 PR Batch 00001.08.2024 Federal Income Tax	08/01/2024	9,960.08 2,435.59 2,435.59 9,960.08 16,723.56
Total for this ACH Check for Vendor 10094:			41,514.90
ACH	10141 Ca State Disbursement Unit 49119136 PR Batch 00001.08.2024 Garnishment	08/01/2024	379.84
Total for this ACH Check for Vendor 10141:			379.84

Check No	Vendor Vendor Name Invoice Description	Check Date Reference	Check Amount
ACH	10203 Voya Financial VP14501PR Batch 00001.08.2024 Deferred Comp	08/01/2024	450.00
Total for this ACH Check for Vendor 10203:			450.00
ACH	10264 CalPERS Supplemental Income Plans 10026984 PR Batch 00001.08.2024 CalPERS 457 10026984 PR Batch 00001.08.2024 100% Contribution 10026984 PR Batch 00001.08.2024 CalPERS 457 % 10026984 PR Batch 00001.08.2024 ROTH-Post-Tax	08/01/2024	2,281.50 273.72 33.91 275.00
Total for this ACH Check for Vendor 10264:			2,864.13
ACH	10984 MidAmerica Administrative & Retirement Solutions 17223685 PR Batch 00001.08.2024 401(a) Deferred Comp	08/01/2024	1,176.28
Total for this ACH Check for Vendor 10984:			1,176.28
ACH	11152 Sterling Health Services, Inc 794323 PR Batch 00001.08.2024 Flexible Spending Account (PT)	08/01/2024	541.67
Total for this ACH Check for Vendor 11152:			541.67
ACH	10030 Southern California Edison 70035990 Electricity 6/21-7/23/2024 - 13695 Oak Glen Rd 70035990 Electricity 6/21-7/23/2024 - 13697 Oak Glen Rd 70035990 Electricity 6/21-7/23/2024 - 12303 Oak Glen Rd	08/01/2024	351.35 617.26 12.40
Total for this ACH Check for Vendor 10030:			981.01
ACH	10031 Staples Business Advantage 07312024 Pending Refund	08/01/2024	930.74
Total for this ACH Check for Vendor 10031:			930.74
ACH	10042 Southern California Gas Company 07132135 Monthly Gas Charges 6/24-7/24/2024	08/01/2024	14.79
Total for this ACH Check for Vendor 10042:			14.79
ACH	10052 Home Depot Credit Services 8023483 Storage Totes	08/01/2024	107.53
Total for this ACH Check for Vendor 10052:			107.53
ACH	10138 ARCO Business Solutions HW201 Jt ARCO Fuel Charges 07/23-07/29/2024	08/01/2024	2,498.26
Total for this ACH Check for Vendor 10138:			2,498.26
ACH	11038 Clark Pest Control 35474005 Pest Control - 39500 Brookside Ave 35758307 Pest Control - 9781 Avenida Miravilla	08/01/2024	70.00 110.00
Total for this ACH Check for Vendor 11038:			180.00
2256	11155 CICC 2024-8 PR Batch 00001.08.2024 Emp Assistance Program	08/01/2024	95.50
Total for Check Number 2256:			95.50
2257	11204 Luis Lomeli PP16 202 PR Batch 00001.08.2024 Stipend	08/01/2024	75.00
Total for Check Number 2257:			75.00

Check No	Vendor Vendor Name Invoice Description	Check Date Reference	Check Amount
15377	10001 Action True Value Hardware 07242024 Swamp Cooler Maintenance Supplies - Well 29 07242024 Supplies - Unit 45 07242024 Deadbolt & Padlock - Well 4A	08/01/2024	10.23 14.00 40.92
Total for Check Number 15377:			65.15
15378	10144 AlSCO Inc LYUM18: Cleaning Mats/Air Fresheners 560 Magnolia July 2024	08/01/2024	58.94
Total for Check Number 15378:			58.94
15379	10272 Babcock Laboratories Inc 07302024 16 Hexavalent Chromium Samples 07302024 16 Coliform Water Samples	08/01/2024	1,882.72 832.48
Total for Check Number 15379:			2,715.20
15380	10283 BCVWD Custodian of Petty Cash 07292024 Court Case Record	08/01/2024	3.00
Total for Check Number 15380:			3.00
15381	10271 Beaumont Ace Home Center 07282024 Landscape Maint Supplies 07282024 Production Small Tools Supplies 07282024 Maint & Repair - Pumping Equip Supplies 07282024 Transmission & Distribution Small Tools Supplies 07282024 Maint & Repair - Pipeline & Hydrants Supplies 07282024 Well 25 - Maint & Repair - Pumping Equip Supplies 07282024 General Supplies	08/01/2024	35.27 128.16 23.13 135.40 38.73 123.40 137.61
Total for Check Number 15381:			621.70
15382	11161 Boot Barn Holdings INV0038: Boot Voucher Reimbursement - A Powell INV0038: Boot Voucher Reimbursement - E Dahlstrom INV0038: Boot Voucher Reimbursement - J Bean INV0038: Boot Voucher Reimbursement - J Medina INV0038: Boot Voucher Reimbursement - T Ohara	08/01/2024	200.00 184.23 196.83 200.00 179.39
Total for Check Number 15382:			960.45
15383	10016 City of Beaumont EP2024-0 EP0142 - Elm St & 4th St PLP-091	08/01/2024	1,120.70
Total for Check Number 15383:			1,120.70
15384	11194 Dudek 20240521 Well Siting & Feasibility Study - Jun 2024	08/01/2024	1,475.00
Total for Check Number 15384:			1,475.00
15385	10174 GFOA 00021289 2023 ACFR Certificate of Achievement Review Fee	08/01/2024	460.00
Total for Check Number 15385:			460.00
15386	10398 Infosend, Inc 267437 Postage Charges for CCR Postcards 267437 (19,519) Supply and Processing Charges for CCR Postcards	08/01/2024	4,007.71 2,964.09
Total for Check Number 15386:			6,971.80

Check No	Vendor Vendor Name Invoice Description	Check Date Reference	Check Amount
15387	11222 Ludwig Engineering Associates, Inc. 0031765 Design & Eng Services - Elm Ave Pipeline Project 0031765 Design & Eng Services - 11th St Pipeline Replacement Project 0031765 Design & Eng Services - American Ave Pipeline Replacement Proj	08/01/2024	1,993.09 4,439.15 2,627.26
Total for Check Number 15387:			9,059.50
15388	10527 Robert Half Talent Solutions 63843198 Engineering Admin Temp - 7/8-7/11/2024	08/01/2024	1,592.80
Total for Check Number 15388:			1,592.80
15389	11131 Sherwin-Williams Company 6032-0 Paint - 12th & Palm Refurbishment	08/01/2024	1,538.83
Total for Check Number 15389:			1,538.83
15390	10385 Waterline Technologies, Inc. - PSOC 5698072 Chlorine - Well 25	08/01/2024	2,415.00
Total for Check Number 15390:			2,415.00
15391	UB*0555 Larry Anderson Refund Check	08/01/2024	38.84
Total for Check Number 15391:			38.84
15392	UB*0555 Beaumont Crossroads Logistics II Park Refund Check	08/01/2024	1,976.00
Total for Check Number 15392:			1,976.00
15393	UB*0555 Rafaele Felberg Refund Check Refund Check	08/01/2024	11.33 132.68
Total for Check Number 15393:			144.01
15394	UB*0555 Inland Empire Resource Conservation District Refund Check	08/01/2024	990.00
Total for Check Number 15394:			990.00
15395	UB*0555 Heather Jimenez Refund Check	08/01/2024	150.00
Total for Check Number 15395:			150.00
15396	UB*0555 Alexander Muniz Refund Check Refund Check Refund Check Refund Check	08/01/2024	3.58 2.93 8.03 1.71
Total for Check Number 15396:			16.25
15397	UB*0555 Pardee Homes Refund Check Refund Check Refund Check Refund Check	08/01/2024	542.91 957.05 250.57 146.17
Total for Check Number 15397:			1,896.70

Check No	Vendor Vendor Name Invoice Description	Check Date Reference	Check Amount
15398	UB*0555 Richmond American Homes Refund Check	08/01/2024	6.23
Total for Check Number 15398:			6.23
15399	UB*0555 RSI Communities LLC Refund Check	08/01/2024	647.74
Total for Check Number 15399:			647.74
15400	UB*0555 RSI Communities LLC Refund Check Refund Check Refund Check Refund Check	08/01/2024	29.82 51.12 263.07 110.77
Total for Check Number 15400:			454.78
15401	UB*0555 RSI Communities-California LLC Refund Check Refund Check Refund Check Refund Check Refund Check	08/01/2024	19.62 197.28 432.00 25.48 14.08
Total for Check Number 15401:			688.46
15402	UB*0555 Taylor Morrison Refund Check	08/01/2024	303.32
Total for Check Number 15402:			303.32
15403	UB*0555 Taylor Morrison Refund Check	08/01/2024	1,844.00
Total for Check Number 15403:			1,844.00
15404	UB*0555 Summer Terrell Refund Check	08/01/2024	83.08
Total for Check Number 15404:			83.08
15405	UB*0555 Tri Pointe Homes Refund Check	08/01/2024	2,212.67
Total for Check Number 15405:			2,212.67
15406	UB*0555 Tyna Tybor/BCVWD Refund Check Refund Check Refund Check Refund Check Refund Check	08/01/2024	206.21 21.81 24.31 12.72 2.90
Total for Check Number 15406:			267.95
15407	UB*0555 Françoise Wainwright Refund Check Refund Check Refund Check Refund Check	08/01/2024	0.15 2.58 0.32 0.27
Total for Check Number 15407:			3.32

Check No	Vendor Vendor Name Invoice Description	Check Date Reference	Check Amount
15408	UB*0555 Shena Weeks Refund Check	08/01/2024	150.00
Total for Check Number 15408:			150.00
15409	UB*0557 Yuanyuan Zhang Refund Check	08/01/2024	56.86
Total for Check Number 15409:			56.86
15410	UB*0558 Yue Zheng Refund Check	08/01/2024	70.97
Total for Check Number 15410:			70.97
Total for 8/1/2024:			132,010.17
ACH	10288 CalPERS Health Fiscal Services Division 15617906 Admin Fee for Retired Emp Health Ins August 2024 15617906 Retired Employees Health Ins August 2024 15617906 Active Employees Health Ins August 2024 15617906 Admin Fee for Health Ins August 2024 15617907 Admin Fee Non CalPers Member Health Ins August 2024 15617907 Active Non CalPers Member Health Ins August 2024	08/08/2024	15.33 2,545.58 75,438.77 181.05 5.40 2,250.07
Total for this ACH Check for Vendor 10288:			80,436.20
ACH	10894 Liberty Dental Plan 00017278 Liberty Dental - Aug 2024	08/08/2024	350.30
Total for this ACH Check for Vendor 10894:			350.30
ACH	10901 Ameritas Life Insurance Corp. 220420 Ameritas Dental August 2024 53996 Ameritas Vision August 2024	08/08/2024	2,204.20 539.96
Total for this ACH Check for Vendor 10901:			2,744.16
ACH	10902 Colonial Life 53743680 Col Life Premiums July 2024	08/08/2024	5,720.92
Total for this ACH Check for Vendor 10902:			5,720.92
ACH	10903 The Lincoln National Life Insurance Company 47275924 Life & ADD EE/ER Insurance August 2024	08/08/2024	669.68
Total for this ACH Check for Vendor 10903:			669.68
ACH	10031 Staples Business Advantage 60022494 Office Supplies 60066925 Office Supplies 60077605 Office Supplies 60077605 Office Supplies 60085864 Office Supplies	08/08/2024	68.52 144.56 40.51 102.23 70.74
Total for this ACH Check for Vendor 10031:			426.56
ACH	10052 Home Depot Credit Services 4025013 Wire - 12th & Palm Fence Repair 4025013 Fish Tape Tool - Unit 17 6621631 GFCI Power Block & Extention Cord 8012421 Materials - 12th & Palm Refurbishment 8074936 Materials - 12th & Palm Refurbishment H9887-31 Electrical Supplies H9887-31 Wire - 12th & Palm Fence Repair WM7474: Hammer Drill & Grinder - Unit 44 & 52	08/08/2024	17.67 128.22 145.41 365.21 878.64 34.43 74.67 1,394.29
Total for this ACH Check for Vendor 10052:			3,038.54

Check No	Vendor Vendor Name Invoice Description	Check Date Reference	Check Amount
ACH	10138 ARCO Business Solutions HW201 AARCO Fuel Charges 07/30-08/05/2024	08/08/2024	2,371.60
Total for this ACH Check for Vendor 10138:			2,371.60
ACH	10743 Townsend Public Affairs, Inc 21686 Consulting Services - June 2024 21985 Consulting Services - Aug 2024	08/08/2024	5,000.00 5,000.00
Total for this ACH Check for Vendor 10743:			10,000.00
ACH	11038 Clark Pest Control 35660996 Pest Control - 39500 Brookside Ave 35660997 Pest Control - 815 E 12th St	08/08/2024	70.00 130.00
Total for this ACH Check for Vendor 11038:			200.00
Total for 8/8/2024:			105,957.96
ACH	10031 Staples Business Advantage 60089976 Office Supplies 60089976 Office Supplies 60089976 Office Supplies	08/15/2024	208.42 47.94 40.69
Total for this ACH Check for Vendor 10031:			297.05
ACH	10052 Home Depot Credit Services 1520334 AMR/AMI Antenna Installation 2511440 Flashing Tape - 12th and Palm Refurbishment	08/15/2024	57.65 375.49
Total for this ACH Check for Vendor 10052:			433.14
ACH	10138 ARCO Business Solutions HW201 AARCO Fuel Charges 08/06-08/12/2024	08/15/2024	2,639.64
Total for this ACH Check for Vendor 10138:			2,639.64
ACH	10085 CalPERS Retirement System 10027091 PR Batch 00002.08.2024 CalPERS 8.25% EE PEPRA 10027091 PR Batch 00002.08.2024 CalPERS 1% ER Paid 10027091 PR Batch 00002.08.2024 CalPERS ER PEPRA 10027091 PR Batch 00002.08.2024 CalPERS 8% ER Paid 10027091 PR Batch 00002.08.2024 CalPERS 7% EE Deduction 10027091 PR Batch 00002.08.2024 CalPERS ER Paid Classic 10027091 PR Batch 00002.08.2024 CalPERS 8% EE Paid	08/15/2024	7,741.20 170.37 8,097.75 1,155.01 1,192.63 10,067.18 2,052.75
Total for this ACH Check for Vendor 10085:			30,476.89
ACH	10087 EDD 1-468-498 PR Batch 00002.08.2024 CA SDI 1-468-498 PR Batch 00002.08.2024 State Income Tax	08/15/2024	1,764.17 6,522.82
Total for this ACH Check for Vendor 10087:			8,286.99
ACH	10094 U.S. Treasury 27046283 PR Batch 00002.08.2024 Federal Income Tax 27046283 PR Batch 00002.08.2024 Medicare Employer Portion 27046283 PR Batch 00002.08.2024 Medicare Employee Portion 27046283 PR Batch 00002.08.2024 FICA Employee Portion 27046283 PR Batch 00002.08.2024 FICA Employer Portion	08/15/2024	15,903.63 2,331.97 2,331.97 9,405.74 9,405.74
Total for this ACH Check for Vendor 10094:			39,379.05

Check No	Vendor Vendor Name Invoice Description	Check Date Reference	Check Amount
ACH	10141 Ca State Disbursement Unit 49284361 PR Batch 00002.08.2024 Garnishment	08/15/2024	379.84
Total for this ACH Check for Vendor 10141:			379.84
ACH	10203 Voya Financial VB1450P PR Batch 00002.08.2024 Deferred Comp	08/15/2024 PR Batch 00002.08.2024	450.00
Total for this ACH Check for Vendor 10203:			450.00
ACH	10264 CalPERS Supplemental Income Plans 10027091 PR Batch 00002.08.2024 457 Loan Repayment 10027091 PR Batch 00002.08.2024 ROTH-Post-Tax 10027091 PR Batch 00002.08.2024 CalPERS 457 % 10027091 PR Batch 00002.08.2024 CalPERS 457	08/15/2024	89.65 275.00 17.10 2,331.50
Total for this ACH Check for Vendor 10264:			2,713.25
ACH	10984 MidAmerica Administrative & Retirement Solutions 17235846 PR Batch 00002.08.2024 401(a) Deferred Comp	08/15/2024	1,176.28
Total for this ACH Check for Vendor 10984:			1,176.28
ACH	11152 Sterling Health Services, Inc 799632 PR Batch 00002.08.2024 Flexible Spending Account (PT)	08/15/2024	541.67
Total for this ACH Check for Vendor 11152:			541.67
15411	10001 Action True Value Hardware 18975 Supplies - Unit 51 19185 Sounding Tube - Well 20	08/15/2024	28.17 3.32
Total for Check Number 15411:			31.49
15412	10319 ACWA Joint Powers Insurance Authority 073120242023/2024 4th Qtr Workers Comp 1005 Ergonomics Assessment Certification Workshop - R Berioso	08/15/2024	21,428.21 300.00
Total for Check Number 15412:			21,728.21
15413	10003 All Purpose Rental 59272 12 Ft Step Ladder Rental - Install AMR/AMI Antennas	08/15/2024	36.00
Total for Check Number 15413:			36.00
15414	10420 Amazon Capital Services, Inc. 1CXJ-61VMold Resistant Primer 1NKW-JXDisaster Preparedness Supplies 1WMN-6Office Supplies	08/15/2024	361.80 1,445.00 105.60
Total for Check Number 15414:			1,912.40
15415	10272 Babcock Laboratories Inc 08082024 4 Nitrate Samples 08082024 1 Iron By ICP Sample 08082024 1 504-EDB/DBCP Sample 08082024 30 Coliform Water Samples CG40737-15 General Physical Analysis Samples	08/15/2024	79.24 19.81 111.49 1,560.90 594.60
Total for Check Number 15415:			2,366.04

Check No	Vendor Vendor Name Invoice Description	Check Date Reference	Check Amount
15416	10271 Beaumont Ace Home Center	08/15/2024	
	545632 General Supplies		7.53
	545632 Small Tools, Parts, & Maintenance		105.56
	545690 Small Tools, Parts, & Maintenance		25.85
	545803 Small Tools, Parts, & Maintenance		53.86
	545846 Maint & Repair - Safety Equipment		19.58
	545856 Maint & Repair - Pumping Equipment		33.38
	545896 Maint & Repair - Pumping Equipment		43.09
	545896 Maint & Repair - Pumping Equipment		57.82
	545926 Landscape Maintenance		15.99
	545926 General Supplies		3.86
	545978 General Supplies		33.92
	545983 Maint & Repair - 39500 Brookside Ave		213.02
	545986 Maint & Repair - 39500 Brookside Ave		12.92
	545997 Landscape Maintenance		9.87
	545998 General Supplies		5.13
	546081 Maint & Repair - Pumping Equipment		14.48
	546119 Small Tools, Parts, & Maintenance		446.61
	546119 General Supplies		14.52
	546187 General Supplies		1.93
	546298 General Supplies		16.15
	546410 Maint & Repair - Pumping Equipment		23.11
	546415 Small Tools, Parts, & Maintenance		24.77
	546448 General Supplies		30.15
	546452 General Supplies		-2.41
	546473 Meter Maintenance and Services		57.90
	546493 General Supplies		47.24
	546493 Maint & Repair - 560 Magnolia Ave		40.92
	546520 Small Tools, Parts, & Maintenance		51.17
	546520 Landscape Maintenance		8.68
	546520 General Supplies		13.45
	546522 Meter Maintenance and Services		19.91
	Total for Check Number 15416:		1,449.96
15417	10173 California Society of Municipal Finance Officers INV-11422024 Budget Award Plate Fee (2023 Award Season)	08/15/2024	50.00
	Total for Check Number 15417:		50.00
15418	10774 Jesus Camacho	08/15/2024	
	154966 (25) Truck Washes June 2024		310.00
	154972 (25) Truck Washes June 2024		310.00
	154974 (25) Truck Washes June 2024		310.00
	154977 (25) Truck Washes July 2024		310.00
	154978 (25) Truck Washes July 2024		310.00
	154980 (25) Truck Washes July 2024		310.00
	154982 (25) Truck Washes July 2024		310.00
	Total for Check Number 15418:		2,170.00
15419	10614 Cherry Valley Automotive	08/15/2024	
	47614 Labor - Tire Repair - Unit 3/OD 89,637		26.00
	47637 Air Conditioner Recharge - Unit 51/OD 11,041		81.71
	Total for Check Number 15419:		107.71
15420	10614 Cherry Valley Automotive	08/15/2024	
	47637 Labor - Air Conditioner Recharge - Unit 51/OD 11,041		130.00
	Total for Check Number 15420:		130.00

Check No	Vendor Vendor Name Invoice Description	Check Date Reference	Check Amount
15421	10996 Edmund Clark 08142024 Boot Reimbursement - E Clark	08/15/2024	200.00
Total for Check Number 15421:			200.00
15422	10772 CV Strategies 8024 Strategic Communication Services - July 2024	08/15/2024	3,001.25
Total for Check Number 15422:			3,001.25
15423	11228 D I Ready Cleaning Service, Inc 155 August 2024 Janitorial Services for 851 E 6th St 155 August 2024 Janitorial Services for 560 Magnolia	08/15/2024	290.00 1,030.00
Total for Check Number 15423:			1,320.00
15424	10942 Diamond Environmental Services LP 00055385 Basin Handwash Station Rental - 39500 Brookside 07/22-08/18/2024 00055450 (1) Rental and Service Portable Restroom - 07/29-08/25/2024 00055450 (2) Rental and Service Handicap Portable Restroom 07/29-08/25/24	08/15/2024	151.69 95.33 341.55
Total for Check Number 15424:			588.57
15425	10244 Fiserv Inc 03454000 Customer Returned Check Reimbursement	08/15/2024	25.00
Total for Check Number 15425:			25.00
15426	10600 Gaucho Pest Control Inc. 08052024 NCR I Rodent Control Aug 2024	08/15/2024	1,000.00
Total for Check Number 15426:			1,000.00
15427	11230 Healthpointe Medical Group, Inc 631530-4. Pre-Employment Testing	08/15/2024	65.00
Total for Check Number 15427:			65.00
15428	10719 HR Dynamics & Performance Management, Inc 08052024 HR Consulting Services - Jun/Jul 2024	08/15/2024	1,240.00
Total for Check Number 15428:			1,240.00
15429	10398 Infosend, Inc 266468 July 2024 Supply Charges for Utility Billing 266468 July 2024 Processing Charges for Utility Billing 266469 July 2024 Postage Charges for Utility Billing	08/15/2024	599.87 830.71 4,577.39
Total for Check Number 15429:			6,007.97
15430	10809 Inner-City Auto Repair & Tires 5945 Labor - Evaporator Replacement - Unit 4/OD 71,654 5945 Evaporator Replacement - Unit 4/OD 71,654 5958 Transmission Oil Cooler Repair - Unit 36/OD 60,640 5958 Labor - Transmission Oil Cooler Repair - Unit 36/OD 60,640	08/15/2024	1,375.00 292.15 537.54 680.00
Total for Check Number 15430:			2,884.69
15431	10496 John Borden Heating & Air Conditioning S-101831 AC Repair - 560 Magnolia Ave	08/15/2024	1,270.00
Total for Check Number 15431:			1,270.00
15432	11100 Loomis Armored US, LLC 13524879 Armored Truck Service - July 2024	08/15/2024	318.70
Total for Check Number 15432:			318.70

Check No	Vendor Invoice #	Vendor Name Description	Check Date Reference	Check Amount
15433	10223 248599	Richards, Watson & Gershon Legal Services June 2024 Board Approval 8/14/2024	08/15/2024	6,827.36
Total for Check Number 15433:				6,827.36
15434	10645	Riverside Housing Development Corp 07302024 Claim Reimbursement - 785 5th Street	08/15/2024	1,652.00
Total for Check Number 15434:				1,652.00
15435	10527	Robert Half Talent Solutions	08/15/2024	
	63856056	Engineering Admin Temp - 7/15-7/18/2024		1,592.80
	63895998	Engineering Admin Temp - 7/22-7/25/2024		1,592.80
	63924077	Engineering Admin Temp - 7/29-8/1/2024		1,592.80
	63938746	Engineering Admin Temp - 8/5-8/8/2024		1,592.80
Total for Check Number 15435:				6,371.20
15436	10491 75694a	Rogers, Anderson, Malody & Scott, LLP Annual Audit Services FY 2023 - July 2024	08/15/2024	5,570.00
Total for Check Number 15436:				5,570.00
15437	10689 237644	Safety Compliance Company Safety Meeting - Near-Misses - 7/16/2024	08/15/2024	250.00
Total for Check Number 15437:				250.00
15438	11127 07312024	Cenica Smith Mileage Reimbursement - C Smith July 2024	08/15/2024	5.36
Total for Check Number 15438:				5.36
15439	10284	Underground Service Alert of Southern California 24-25003 2023 Annual State Fee for Regulatory Cost - Dig Safe Board	08/15/2024	1,202.22
Total for Check Number 15439:				1,202.22
15440	10934 4073148	USAFact, Inc Pre-Employment Background Check	08/15/2024	143.52
Total for Check Number 15440:				143.52
15441	11256 1101	Water Resources Economics Rate Study - July 2024	08/15/2024	4,120.00
Total for Check Number 15441:				4,120.00
15442	10158 123086	Wienhoff Drug Testing Random Drug Testing - DOT Program	08/15/2024	340.00
Total for Check Number 15442:				340.00
15443	10753	Lona Williams	08/15/2024	
	08092024	Mileage Reimb - BIA Conf - L Williams - 8/9/2024		55.34
	08132024	Mileage Reimb - ACWA Meeting - L Williams - 8/13/2024		45.02
Total for Check Number 15443:				100.36
15444	11027 1185 1185	Urban Water Institute, Inc Conference Registration - L Williams - 8/21-8/23/2024 Conference Registration - A Ramirez - 8/21-8/23/2024	08/15/2024	895.00 895.00
Total for Check Number 15444:				1,790.00
Total for 8/15/2024:				163,048.81

Check No	Vendor Vendor Name	Check Date	Check Amount
ACH	Invoice Description	Reference	
	10781 Umpqua Bank	08/16/2024	
	10784 Autodesk, Inc		
	Auto CAD Software 851 E 6th St - Jul 2024		250.00
	Auto CAD Software 851 E 6th St - Jul 2024		700.00
	Auto CAD Software 851 E 6th St - Jul 2024		350.00
	10790 Microsoft		
	Monthly Microsoft Office License - Jul 2024		1,148.52
	Monthly Microsoft Office License - Jul 2024		454.84
	Monthly Microsoft Office License - Jul 2024		16.40
	10815 BIA/Baldy View Chapter		
	BIA Conference Registration - A Ramirez		75.00
	10840 Ready Fresh (Arrowhead)		
	Water - 06/23-07/22/24 - 851 E 6th St		86.94
	10865 CPS HR Consulting		
	HR Training/Fundamentals of Human Resources - S Molina		210.00
	HR Training/ Classification and Compensation - R Berioso		310.00
	10892 Zoom Video Communications, Inc.		
	(10) Video Conference - July 2024		226.49
	10913 TypeForm S.L.		
	Annual Renewal - Form Builder for Website		714.00
	10918 Apple.com		
	Cloud Storage - iPads		9.99
	10926 SSD Alarm		
	Alarm Equip/Rent/Service/Monitor - 39500 Brookside Ave		78.00
	Alarm Equip/Rent/Service/Monitor - 39500 Brookside Ave		300.53
	Alarm Equip/Rent/Service/Monitor - 851 E. 6th St		93.67
	Alarm Equip/Rent/Service/Monitor - 815 12th St		150.70
	Alarm Equip/Rent/Service/Monitor - 11083 Cherry St		71.73
	Alarm Equip/Rent/Service/Monitor - 560 Magnolia Ave		437.02
	10940 Mike's Tree and Landscape Service		
	Downed Tree Service - Edgar Canyon		2,600.00
	10946 Safeguard		
	Mold Inspection - 815 E 12th St		845.00
	10964 CMTA		
	2024/2025 Membership Dues - S Molina		110.00
	10978 Nextiva, Inc.		
	Monthly Phone Service Jul 2024		3,299.30
	11000 Federal Aviation Administration		
	Drone Registration License Fee		5.00
	11010 Water ISAC		
	Annual Membership Dues - R Rasha - 09/24/2024-09/23/2025		580.00
	11027 Urban Water Institute, Inc		
	Conference Registration - A Ramirez - 08/21-08/23/2024		795.00
	Conference Registration - D Slawson - 08/21-08/23/2024		895.00
	11133 ARC Document Solutions		
	Large Scale Plans - PLP091 Elm Ave		197.25
	11143 Ferguson US Holdings, Inc		
	Key for Temporary Meter Locking Device		65.78
	Temporary Meter Locking Devices		1,237.13
	11169 Space Exploration Technologies Corp		
	Back Up Internet - July 2024		750.00
	11193 Mitsogo, Inc		
	Cyber Security - iPads - July 2024		67.50
	11216 DNS Filter		
	Monthly Spam Filter - Jul 2024		225.00
	11234 File Invite Limited		
	Monthly Secure Storage/Secure File Transfer - Aug 2024		1,145.83
	11238 McDonald's		
	Birthday Club Reimbursement		100.47
	11240 Adobe		
	Acrobat Pro Subscription August 2024		719.70

Check No	Vendor Vendor Name Invoice Description	Check Date Reference	Check Amount
11252	OpenAI, LLC ChatGPT Subscription - Aug 2024		210.00
11269	Midwest Tongs, Inc. Snake Handling Supplies		686.57
11271	Paradise Point Resort & Spa Hotel - UWI Conf - L Williams 08/21-08/23/2024 Hotel - UWI Conf - A Ramirez 08/21-08/23/2024		701.90 701.90
10019	C R & R Incorporated Monthly Charges 3 YD Commercial Bin - Cherry Yard - Jul 2024 Monthly Charges 3 YD Locked Recycle - 39500 Brookside - Jul 2024 Monthly Charges 3 YD Commercial Bin - 39500 Brookside - Jul 2024		310.41 98.46 310.41
10037	Waste Management Of Inland Empire Recycling Dumpster Charges - 815 E 12th July 2024 Organics Cart Charges - 815 E 12th July 2024 Yard Dumpsters - 815 E 12th July 2024 Recycling Dumpster Charges - 560 Magnolia July 2024 Monthly Sanitation - 560 Magnolia July 2024		109.77 61.31 362.43 109.77 133.30
10052	Home Depot Credit Services Hammer & Rope Grading Supplies Torch Kit - Water Samples Materials for 12th & Palm Refurbishment		61.37 75.23 68.94 5,823.86
10074	American Water Works Association Non-Revenue Water Course Registration - S Molina		460.00
10116	Verizon Wireless Services LLC Cell Phone/iPad Charges for July 2024		1,977.47
10135	Big Time Design Uniforms - Field Staff Uniforms - Field Staff		120.68 490.26
10224	Legal Shield Monthly Prepaid Legal for Employees Jul 2024		200.35
10274	Beaumont Chamber of Commerce Chamber Breakfast - Jul 2024 - D Hoffman Chamber Breakfast - Jul 2024 - L Williams Chamber Breakfast - Jul 2024 - D Slawson 2024 State of the City - D Hoffman 2024 State of the City - J Covington 2024 State of the City - L Williams 2024 State of the City - A Ramirez 2024 State of the District - D Slawson 2024 State of the District - A Ramirez 2024 State of the City - J Bean Chamber Breakfast - Aug 2024 - D Hoffman		21.67 21.67 21.66 100.00 100.00 100.00 75.00 100.00 100.00 75.00 25.00
10319	ACWA Joint Powers Insurance Authority CAPIO Webinar Registration - 07/31/2024 - A Ramirez CAPIO Webinar Registration - 07/31/2024 - L Williams CAPIO Webinar Registration - 07/18/2024 - A Ramirez CAPIO Webinar Registration - 07/31/2024 - D Hoffman HR Training - R Berioso - 8/15/2024		50.00 50.00 30.00 50.00 35.00
10338	California Special Districts Association CSDA Conference Registration - 09/09-09/12/2024 - D Slawson CSDA Conference Registration - 09/09-09/12/2024 - L Williams		775.00 775.00
10409	Stater Bros Birthday Club Reimbursement Ice - Heat Stress Safety		315.18 37.10
10477	Walgreens Birthday Club Reimbursement		150.00
10532	Go Daddy.com Domain Registration - BCVWD.INFO		35.17
10546	Frontier Communications 06/25-07/24/2024 July FIOS/FAX 851 E 6th Street 06/10-07/09/2024 July FIOS/FAX 12th/Palm 06/25-07/24/2024 July FIOS/FAX 560 Magnolia Ave		354.99 559.01 522.24

Check No	Vendor Invoice #	Vendor Name Description	Check Date Reference	Check Amount
10573		O'Reilly Auto Parts Motor Oil		55.45
10593		Tiger Supplies Dual Grade Laser Tripod - Grading Ponds		2,077.00
10623		WP Engine Web Host for BCVWD Website Jul 2024		115.00
10692		MMSoft Design Network Monitoring Software July 2024 Network Back-Up Software July 2024		808.86 311.38
Total for this ACH Check for Vendor 10781:				40,242.56
Total for 8/16/2024:				40,242.56

Check No	Vendor Vendor Name Invoice Description	Check Date Reference	Check Amount
ACH	10087 EDD 0-814-194PR Batch 00001.08.2024 State Income Tax 0-814-194PR Batch 00002.08.2024 State Income Tax 0-814-194PR Batch 00002.08.2024 CA SDI 0-814-194PR Batch 00001.08.2024 CA SDI	08/22/2024	25.34 1.78 1.79 5.74
Total for this ACH Check for Vendor 10087:			34.65
ACH	10094 U.S. Treasury 27046350 PR Batch 00001.08.2024 FICA Employee Portion 27046350 PR Batch 00002.08.2024 Federal Income Tax 27046350 PR Batch 00002.08.2024 Medicare Employer Portion 27046350 PR Batch 00002.08.2024 FICA Employee Portion 27046350 PR Batch 00002.08.2024 FICA Employer Portion 27046350 PR Batch 00001.08.2024 Medicare Employer Portion 27046350 PR Batch 00002.08.2024 Medicare Employee Portion 27046350 PR Batch 00001.08.2024 Medicare Employee Portion 27046350 PR Batch 00001.08.2024 FICA Employer Portion	08/22/2024	32.68 32.12 2.54 10.85 10.85 7.64 2.54 7.64 32.68
Total for this ACH Check for Vendor 10094:			139.54
ACH	10030 Southern California Edison 70015453 Electricity 06/21/24 to 07/23/24 - Wells 70015453 Electricity 06/21/24 to 07/23/24 - Well 25 / WO 31030 70015453 Electricity 06/13/24 to 07/15/24 - 851 E 6th St 70015453 Electricity 06/21/24 to 07/23/24 - 9781 Avenida Miravilla 70015453 Electricity 06/21/24 to 07/23/24 - 560 Magnolia Ave 70015453 Electricity 06/18/24 to 07/18/24 - 815 E 12th Ave 70015453 Electricity 06/21/24 to 07/23/24 - Wells	08/22/2024	2,541.86 88,984.92 526.55 627.01 7,189.07 1,347.22 236,851.09
Total for this ACH Check for Vendor 10030:			338,067.72
ACH	10031 Staples Business Advantage 60094507 Office Supplies 60094507 Office Supplies 60094507 Office Supplies 60094507 Office Supplies 60094507 Office Supplies	08/22/2024	8.82 37.70 26.92 130.04 355.51
Total for this ACH Check for Vendor 10031:			558.99
ACH	10052 Home Depot Credit Services 3021825 Materials - 12th & Palm Refurbishment 4021710 Hard Hats & Safety Vests 4021711 Doors - 12th & Palm Refurbishment 5021555 Materials - 12th & Palm Refurbishment 7020301 Cleaning Supplies 7020301 Key Case and Wrench - Unit 51 9511898 Router Tool and Bit - Unit 17	08/22/2024	560.08 96.78 417.99 185.49 350.03 48.36 414.81
Total for this ACH Check for Vendor 10052:			2,073.54
ACH	10138 ARCO Business Solutions HW201 AARCO Fuel Charges 08/13-08/19/2024	08/22/2024	3,728.65
Total for this ACH Check for Vendor 10138:			3,728.65
ACH	10147 Online Information Services, Inc 1269907 236 Credit Reports for Jul 2024	08/22/2024	725.60
Total for this ACH Check for Vendor 10147:			725.60
ACH	10350 NAPA Auto Parts 219171 Undercoat and Bug Wash - Unit 41	08/22/2024	61.82
Total for this ACH Check for Vendor 10350:			61.82

Check No	Vendor Vendor Name Invoice Description	Check Date Reference	Check Amount
ACH	10709 Core & Main LP T254500 17 - Blue Paint 20oz Can T254500 79 - White Paint 20oz Can T254500 103 - 1 X CL Brass Nipple T254500 120 - Black Paint 20oz Can T254500 120 - Purple Paint 20oz Can T254500 1 - E2605SG 2 Adpt Mip X Sgcts T254500 7 - E2609SG 1 Cplg SgXSg CTS T363679 1320 - 1 X CL Brass Nipple UC57379 Credit	08/22/2024	142.51 643.52 483.89 1,093.88 1,005.95 102.80 201.24 6,201.23 -7,864.76
Total for this ACH Check for Vendor 10709:			2,010.26
15445	10792 A-1 Financial Services 08222024 September 2024 Rent - 851 E. 6th St Eng Office	08/22/2024	2,796.00
Total for Check Number 15445:			2,796.00
15446	10001 Action True Value Hardware 19629 Transmission & Distribution Small Tools Supplies 20423 Meter Maint & Service Supplies 20611 Maint & Repair - Pumping Equip Supplies 20611 Maint & Repair - Pumping Equip Supplies 20940 Maint & Repair - General Building Supplies	08/22/2024	12.92 36.86 16.24 16.24 19.37
Total for Check Number 15446:			101.63
15447	10144 Alsco Inc LYUM18: Cleaning Mats/Air Fresheners 560 Magnolia Aug 2024	08/22/2024	58.94
Total for Check Number 15447:			58.94
15448	10420 Amazon Capital Services, Inc. 1N9G-QE Laser Level Sensor Holder 1XWP-1M Office Supplies	08/22/2024	78.78 39.60
Total for Check Number 15448:			118.38
15449	10867 Arcosa Crushed Concrete ACCL104 Haul Away Used Asphalt - 4th St & Elm Ave ACCL104 Haul Away Used Asphalt - 4th St & Elm Ave ACCL104 Haul Away Used Asphalt - 4th St & Elm Ave ACCL104 Haul Away Used Asphalt - 4th St & Elm Ave ACCL104 Haul Away Used Asphalt - 4th St & Elm Ave ACCL104 Haul Away Used Asphalt - 4th St & Elm Ave	08/22/2024	110.00 110.00 110.00 110.00 110.00 55.00
Total for Check Number 15449:			605.00
15450	10271 Beaumont Ace Home Center 545814 Transmission & Distribution Small Tools Supplies 545936 Transmission & Distribution Small Tools Supplies 545952 Transmission & Distribution Small Tools Supplies 546090 General Supplies 546126 Materials - 4th/Elm Pipeline Installation 546133 Materials - 4th/Elm Pipeline Installation 546138 Transmission & Distribution Small Tools Supplies 546150 General Supplies 546181 Maint & Repair - Pipeline & Hydrants Supplies 546183 Materials - 4th/Elm Pipeline Installation 546208 Transmission & Distribution Small Tools Supplies 546245 General Supplies 546258 Transmission & Distribution Small Tools Supplies 546263 General Supplies 546459 Transmission & Distribution Small Tools Supplies 546482 General Safety Supplies	08/22/2024	86.67 23.68 37.70 90.43 49.02 26.48 11.84 23.68 67.77 58.13 31.40 145.41 62.78 142.10 37.69 630.31

Check No	Vendor Invoice #	Vendor Name Description	Check Date Reference	Check Amount
	546596	Maint & Repair - Pumping Equip Supplies		55.89
	546702	Maint & Repair - General Building Supplies		15.40
	546718	Production Small Tools Supplies		53.85
	546731	Maint & Repair - General Building Supplies		30.79
	546792	Landscape Maint Supplies		56.12
	546793	Maint & Repair - Pumping Equip Supplies		67.63
	546801	Materials - 12th & Palm Refurbishment		11.40
	546808	Production Small Tools Supplies		26.93
	546811	Maint & Repair - Pumping Equip Supplies		21.53
	546818	Production Small Tools Supplies		35.55
	546818	Materials - 12th & Palm Refurbishment		39.85
	546822	Maint & Repair - Pumping Equip Supplies		26.91
	546822	Maint & Repair - Pumping Equip Supplies		11.80
	546823	Production Small Tools Supplies		51.17
Total for Check Number 15450:				2,029.91
15451	10382	Beaumont Power Equipment Inc	08/22/2024	
	5294	Trench Shovel		213.28
Total for Check Number 15451:				213.28
15452	11268	Bluetek Unlimited LLC	08/22/2024	
	1178-01	Mold Remediation - 12th and Palm Field Office		15,800.00
Total for Check Number 15452:				15,800.00
15453	10338	California Special Districts Association	08/22/2024	
	72936	CSDA Pre Conf Session - L Kerney 10/21-10/23/2024		285.00
Total for Check Number 15453:				285.00
15454	10249	CDW Government LLC	08/22/2024	
	ST31842	Dell OptiPlex 7020 Plus - CIP PC Replacement		4,954.10
Total for Check Number 15454:				4,954.10
15455	10244	Fiserv Inc	08/22/2024	
	05519900	Customer Returned Check Reimbursement		59.93
Total for Check Number 15455:				59.93
15456	10303	Grainger Inc	08/22/2024	
	92086910	Exhaust Muffler		91.41
Total for Check Number 15456:				91.41
15457	10995	Infinity Recycling & Materials Inc	08/22/2024	
	25507	Class II Base - Main Line Repairs		240.00
	25507	Class II Base - Service Line Repairs		240.00
Total for Check Number 15457:				480.00
15458	10398	Infosend, Inc	08/22/2024	
	267790	July 2024 Supply Charges for Utility Billing		129.16
	267790	July 2024 Processing Charges for Utility Billing		182.92
	267791	July 2024 Postage Charges for Utility Billing		923.22
Total for Check Number 15458:				1,235.30
15459	10809	Inner-City Auto Repair & Tires	08/22/2024	
	6084	Oil/Filters - Unit 40/OD 49,352		149.63
	6084	Labor - Oil/Filters - Unit 40/OD 49,352		55.00
	6087	Oil/Filter - Unit 49/OD 16,843		77.50
	6087	Labor - Oil/Filter - Unit 49/OD 16,843		30.00
Total for Check Number 15459:				312.13

Check No	Vendor Vendor Name Invoice Description	Check Date Reference	Check Amount
15460	11100 Loomis Armored US, LLC 13543618 Armored Truck Service - August 2024	08/22/2024	325.85
Total for Check Number 15460:			325.85
15461	10693 Pres-Tech Equipment Company INV-0010 Hatch Hardware Set (For Vacuum Tank Hatch) INV-0010 Hatch Seal	08/22/2024	790.54 290.65
Total for Check Number 15461:			1,081.19
15462	10171 Riverside Assessor - County Recorder 24-21902: Jul 2024 Lien Fees	08/22/2024	60.00
Total for Check Number 15462:			60.00
15463	10527 Robert Half Talent Solutions 63965128 Engineering Admin Temp - 08/12-08/15/2024	08/22/2024	1,592.80
Total for Check Number 15463:			1,592.80
15464	10317 Robertson's Ready Mix 508032 Sand - 4th St & Elm Ave	08/22/2024	1,244.68
Total for Check Number 15464:			1,244.68
15465	10506 Santa Ana Watershed Project Authority BMP-202 Basin Monitoring Program - July 2024 BMP-202 Prepaid Basin Monitoring Program - Aug 2024 - June 2025	08/22/2024	2,373.73 26,110.48
Total for Check Number 15465:			28,484.21
15466	11131 Sherwin-Williams Company 1311-8 Paint - 12th & Palm Refurbishment	08/22/2024	53.58
Total for Check Number 15466:			53.58
15467	11119 Statewide Traffic Safety and Signs, Inc 13012442 28" Cone Lime/Blk 7lb W/6" & 4	08/22/2024	195.80
Total for Check Number 15467:			195.80
15468	10443 Superior Gate Services 176 Repair Security Gate - 12th/Palm	08/22/2024	275.00
Total for Check Number 15468:			275.00
15469	10424 Top-Line Industrial Supply, LLC 469882 Clamp, Cam-Lok, Wrench, Strainer 469882 Labor - Clamp, Cam-Lok, Wrench, Strainer 469981 Nozzle and Socket - Unit 44 470008 1/2" Clearbraid Hose	08/22/2024	149.13 25.00 82.01 3.60
Total for Check Number 15469:			259.74
15470	10596 Tractor Supply Co 278105 Materials - 4th/Elm Pipeline Installation 278251 Locks, Ball Valve, and Hooks	08/22/2024	215.44 286.55
Total for Check Number 15470:			501.99
15471	10824 U-Line 18140700 Rubber Air Hose - 50 ft 18140700 Air Compressor - Vertical Tank, 30 gallon 18140700 Air Compressor Starter Kit 18140700 Parking Lot Stencil - "STOP"	08/22/2024	87.99 1,150.72 33.85 124.09
Total for Check Number 15471:			1,396.65

Check No	Vendor Vendor Name Invoice Description	Check Date Reference	Check Amount
15472	10421 Vulcan Materials Company 74068341 Temp Asphalt - Main Lines 74068341 Temp Asphalt - Services Lines	08/22/2024	1,299.20 1,299.19
Total for Check Number 15472:			2,598.39
15473	10385 Waterline Technologies, Inc. - PSOC 5702272 Chlorine - Well 29	08/22/2024	2,242.50
Total for Check Number 15473:			2,242.50
15474	UB*056(D.R. Horton Refund Check	08/22/2024	1,830.67
Total for Check Number 15474:			1,830.67
15475	UB*056(Extended Water Arrearages Program Refund Check	08/22/2024	207.34
Total for Check Number 15475:			207.34
15476	UB*056(Pardee Homes Refund Check	08/22/2024	280.11
Total for Check Number 15476:			280.11
15477	UB*055(R.C. Lister Construction Inc Refund Check	08/22/2024	1,182.00
Total for Check Number 15477:			1,182.00
15478	UB*056(Ariana Ramos Refund Check	08/22/2024	47.38
Total for Check Number 15478:			47.38
15479	UB*056(Tri Pointe Homes Refund Check Refund Check Refund Check Refund Check	08/22/2024	265.60 154.93 575.46 808.48
Total for Check Number 15479:			1,804.47
15480	UB*056(Tri Pointe Homes Refund Check Refund Check Refund Check Refund Check	08/22/2024	306.43 82.51 141.42 435.14
Total for Check Number 15480:			965.50
15481	UB*056(Tri Pointe Homes Refund Check Refund Check Refund Check Refund Check	08/22/2024	29.20 7.86 928.95 13.49
Total for Check Number 15481:			979.50
15482	UB*056(Tyna Tybor Refund Check	08/22/2024	150.00

Check No	Vendor Vendor Name Invoice Description	Check Date Reference	Check Amount
Total for Check Number 15482:			150.00
15483	11068 Aaron Walker 03142024 Refund Check 06112024 Refund Check	08/22/2024	15.06 266.72
Total for Check Number 15483:			281.78
15484	UB*0555 Weaver Grading Inc Refund Check Refund Check	08/22/2024	2,049.20 78.67
Total for Check Number 15484:			2,127.87
15485	UB*0555 Woodside 05S LP Refund Check	08/22/2024	973.82
Total for Check Number 15485:			973.82
15486	UB*0555 Woodside 05S LP Refund Check	08/22/2024	360.67
Total for Check Number 15486:			360.67
Total for 8/22/2024:			428,045.27
Report Total (205 checks):			1,252,207.13



**Beaumont-Cherry Valley Water District
Finance and Audit Committee Meeting
September 5, 2024**

Item 4d

STAFF REPORT

TO: Finance and Audit Committee
FROM: William Clayton, Finance Manager
SUBJECT: **August 2024 Invoice Pending Approval**

Staff Recommendation

Approve the pending invoice totaling \$11,437.00

Background

Staff has reviewed the pending invoice and found the services rendered were acceptable to the District.

Fiscal Impact

There is a \$11,437.00 impact to the District which will be paid from the 2024 budget. The invoice includes the revised rates approved by the Board of Directors at the regular meeting on July 10, 2024.

Attachment(s)

1. Richards Watson Gershon Invoice #249080

Staff Report prepared by William Clayton, Finance Manager



T 213.626.8484
F 213.626.0078
Fed. I.D. No. 95-3292015

350 South Grand Avenue
37th Floor
Los Angeles, CA 90071

CONFIDENTIAL

This material is subject to the attorney-client privilege and/or attorney work product protection, or otherwise is privileged or confidential. Do not disclose the contents hereof. Do not file with publicly-accessible records.

DAN JAGGERS, GENERAL MANAGER
BEAUMONT- CHERRY VALLEY WATER DISTRICT
560 MAGNOLIA AVENUE
BEAUMONT, CA 92223-2258

Invoice Date: August 12, 2024
Invoice Number: 249080
Matter Number: 12788-0001

[REDACTED] GENERAL COUNSEL SERVICES

For professional services rendered through July 31, 2024

Fees	11,437.00
Costs	0.00
Total Amount Due	\$11,437.00

TERMS: PAYMENT DUE UPON RECEIPT

PLEASE RETURN THIS PAGE WITH YOUR REMITTANCE TO

RICHARDS, WATSON & GERSHON
350 South Grand Avenue, 37th Floor
Los Angeles, CA 90071

RICHARDS WATSON GERSHON

Payroll

Timecard Proof List

Date Range: 07/01/2024 to 07/31/2024

Beaumont-Cherry Valley Water District

560 Magnolia Avenue
 Beaumont CA 92223
 (951) 845-9581
 www.bcwvd.org



Pay	Date	Per Diem	Reimbursement Cost	# of Meetings YTD
Employee No: 170 Slawson, Daniel				
San Gorgonio Pass Water Agency Meeting	7/8/2024	296.40		
Regular Board Meeting	7/10/2024	296.40		
Chamber Breakfast	7/12/2024	296.40		
San Gorgonio Pass Water Agency Meeting	7/15/2024	296.40		
Riverside County Water Task Force	7/24/2024	296.40		
Engineering Workshop	7/25/2024	296.40		
Employee No: 170	Total Meetings for July	6	1,778.40 Total Reimbursements	0.00
Employee No: 178 Hoffman, David				
Regular Board Meeting	7/10/2024	296.40		
Finance & Audit Committee	7/11/2024	296.40		
Engineering Workshop	7/25/2024	296.40		
CAPIO - Strategic Evolution	7/31/2024	296.40		
Employee No: 178	Total Meetings for July	4	1,185.60 Total Reimbursements	0.00
Employee No: 179 Covington, John				
Regular Board Meeting	7/10/2024	296.40		
Personnel Committee	7/16/2024	296.40		
Employee No: 179	Total Meetings for July	2	592.80 Total Reimbursements	0.00
Employee No: 193 Ramirez, Andy				
Ad Hoc Communications Committee	7/8/2024	296.40		
Regular Board Meeting	7/10/2024	296.40		
WELL UnTapped Legislative Water Workshop ⁽¹⁾	7/10/2024	0.00		
San Gorgonio Pass Water Agency Meeting	7/15/2024	296.40		
CAPIO - Op Ed : From Concept to Publication	7/18/2024	296.40		
Engineering Workshop	7/25/2024	296.40		
CAPIO - Strategic Evolution	7/31/2024	296.40		
Employee No: 193	Total Meetings for July	7	1,778.40 Total Reimbursements	0.00
Employee No: 214 Williams, Lona				
Ad Hoc Communications Committee	7/8/2024	296.40		
Regular Board Meeting	7/10/2024	296.40		
Finance & Audit Committee	7/11/2024	296.40		
Chamber Breakfast	7/12/2024	296.40		
Personnel Committee	7/16/2024	296.40		
Engineering Workshop	7/25/2024	296.40		
Employee No: 214	Total Meetings for July	6	1,778.40 Total Reimbursements	0.00

(1) Two meetings attended on the same day will only be paid one (1) Per Diem disbursement per Water Code Section 20201-20203




**Beaumont-Cherry Valley Water District
Ad Hoc Communications Committee Meeting
July 8, 2024
Sign-In Sheet**

By signing this document I am verifying that I have attended the meeting and am authorized to receive per diem for my attendance in accordance with District Policy.

Name

Signature

Treasurer Andy Ramirez Employee #193	<i>online</i>
Secretary Lona Williams Employee #214	
David Hoffman (alternate) Employee #178	

The stipend for this meeting will be paid on 07/18/2024



Beaumont-Cherry Valley Water District
Regular Board Meeting
July 10, 2024
Sign-In Sheet

By signing this document, I am verifying that I have attended the meeting and am authorized to receive per diem for my attendance in accordance with District Policy.

Name

Signature

President John Covington Employee #179	
Vice President Daniel Slawson Employee #170	
Secretary Lona Williams Employee #214	
Treasurer Andy Ramirez Employee #193	Approved to be remote
Director David Hoffman Employee #178	

The stipend for this meeting will be paid on 07/18/2024



Beaumont-Cherry Valley Water District
Special Finance & Audit Committee Meeting
July 11, 2024
Sign-In Sheet

By signing this document, I am verifying that I have attended the meeting and am authorized to receive per diem for my attendance in accordance with District Policy.

Name

Signature

Member David Hoffman Employee #178	
Secretary Lona Williams Employee #214	
Alternate Covington (Alternate) Employee #179	

The stipend for this meeting will be paid on 07/18/2024





**Beaumont-Cherry Valley Water District
Personnel Committee Meeting
July 16, 2024
Sign-In Sheet**

By signing this document, I am verifying that I have attended the meeting and am authorized to receive per diem for my attendance in accordance with District Policy.

Name

Signature

Chair John Covington Employee #179	
Director Andy Ramirez Employee #193	
Director Lona Williams (Alternate) Employee #214	

The stipend for this meeting will be paid on 10/27/2022






Beaumont-Cherry Valley Water District
Regular Meeting
July 25, 2024
Sign-In Sheet

By signing this document, I am verifying that I have attended the meeting and am authorized to receive per diem for my attendance in accordance with District Policy.

Name

Signature

President John Covington Employee #179	ABSENT
VP Daniel Slawson Employee #170	
Director Lona Williams Employee #214	
Director Andy Ramirez Employee #193	VIA ZOOM
Director David Hoffman Employee #178	

The stipend for this meeting will be paid on 8/15/24

Beaumont-Cherry Valley Water District

Record of Board Member Expenses/Claim Form for Reimbursement
(Conferences, Meetings, Travels)

Name	Director Daniel Slawson			Division	3	Member ID- Director #	170	
Email (optional)				Department- Board of Directors (110)				
BCVWD Meeting Type	Attended	Date	Location of Meeting	Amount				
Regular Board Meeting (including Engineering Workshop)	<input type="checkbox"/>			\$296.40 per diem per day				
Finance & Audit Committee Meeting	<input type="checkbox"/>			\$296.40 per diem per day				
Personnel Committee Meeting	<input type="checkbox"/>			\$296.40 per diem per day				
Ad Hoc Communications Meeting	<input type="checkbox"/>			\$296.40 per diem per day				
Collaborative Agency Meeting (BCV-Parks Admin)	<input type="checkbox"/>			\$296.40 per diem per day				
San Gorgonio Pass Water Alliance Meeting	<input type="checkbox"/>			\$296.40 per diem per day				
Special Board Meeting	<input type="checkbox"/>			\$296.40 per diem per day				
Director Training: _____	<input type="checkbox"/>			\$296.40 per diem per day				
Other: SGPWA Meeting	<input checked="" type="checkbox"/>	7-8-24	zoom	\$296.40 per diem per day				
Other: _____	<input type="checkbox"/>			\$296.40 per diem per day				
Is this request to be paid on a meeting not listed under the current Policy? <input type="checkbox"/> Yes <input type="checkbox"/> No								
Expenses	Dates	Details				Amount		
Transportation		<input type="checkbox"/> Taxi/Rental	<input type="checkbox"/> Air	<input type="checkbox"/> Other	\$			
		<input type="checkbox"/> Taxi/Rental	<input type="checkbox"/> Air	<input type="checkbox"/> Other	\$			
Own Car		Mileage at \$0.67 per mile (2024) _____ miles				\$		
Lodging		Location: _____				\$		
		Location: _____				\$		
Meals		Not to exceed U.S. Dept of General Services, Policy No. 4070.7 / attached receipts for each				\$		
Conference fees		Purpose _____				\$		
		Purpose _____				\$		
Other		Purpose _____				\$		
		Purpose _____				\$		
					Subtotal	\$		
					Less amount paid by company	\$		
Director Signature						Date 7-10-24		
Approver Signature _____						Date _____		

Please attach original receipts for all listed expenses, sign the form and send to the Accounting Department. See information at the back of this form for approved Per Diems and Expenses for Board Members

Beaumont-Cherry Valley Water District

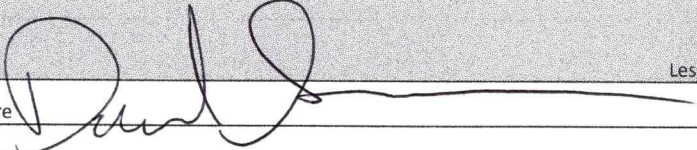
Record of Board Member Expenses/Claim Form for Reimbursement
(Conferences, Meetings, Travels)

Name	Director Daniel Slawson			Division	3	Member ID- Director #	170
Email (optional)				Department- Board of Directors (110)			
BCVWD Meeting Type	Attended	Date	Location of Meeting	Amount			
Regular Board Meeting (including Engineering Workshop)	<input type="checkbox"/>			\$296.40 per diem per day			
Finance & Audit Committee Meeting	<input type="checkbox"/>			\$296.40 per diem per day			
Personnel Committee Meeting	<input type="checkbox"/>			\$296.40 per diem per day			
Ad Hoc Communications Meeting	<input type="checkbox"/>			\$296.40 per diem per day			
Collaborative Agency Meeting (BCV-Parks Admin)	<input type="checkbox"/>			\$296.40 per diem per day			
San Gorgonio Pass Water Alliance Meeting	<input type="checkbox"/>			\$296.40 per diem per day			
Special Board Meeting	<input type="checkbox"/>			\$296.40 per diem per day			
Director Training: _____	<input type="checkbox"/>			\$296.40 per diem per day			
Other: Beaumont Chamber Breakfast	<input checked="" type="checkbox"/>	7-12-24	Noble Creek Park	\$296.40 per diem per day			
Other: _____	<input type="checkbox"/>			\$296.40 per diem per day			
Is this request to be paid on a meeting not listed under the current Policy? <input type="checkbox"/> Yes <input type="checkbox"/> No							
Expenses	Dates	Details				Amount	
Transportation		<input type="checkbox"/> Taxi/Rental	<input type="checkbox"/> Air	<input type="checkbox"/> Other			
		<input type="checkbox"/> Taxi/Rental	<input type="checkbox"/> Air	<input type="checkbox"/> Other			
Own Car		Mileage at \$0.67 per mile (2024) _____ miles					
Lodging		Location: _____					
		Location: _____					
Meals		Not to exceed U.S. Dept of General Services, Policy No. 4070.7 / attached receipts for each					
Conference fees		Purpose _____					
		Purpose _____					
Other		Purpose _____					
		Purpose _____					
Subtotal					\$		
Less amount paid by company					\$		
Director Signature						Date 7-12-24	
Approver Signature _____						Date _____	

Please attach original receipts for all listed expenses, sign the form and send to the Accounting Department. See information at the back of this form for approved Per Diems and Expenses for Board Members

Beaumont-Cherry Valley Water District


Record of Board Member Expenses/Claim Form for Reimbursement
(Conferences, Meetings, Travels)

Name	Director Daniel Slawson			Division	3	Member ID- Director #	170
Email (optional)				Department-	Board of Directors (110)		
BCVWD Meeting Type	Attended	Date	Location of Meeting	Amount			
Regular Board Meeting (including Engineering Workshop)	<input type="checkbox"/>			\$296.40 per diem per day			
Finance & Audit Committee Meeting	<input type="checkbox"/>			\$296.40 per diem per day			
Personnel Committee Meeting	<input type="checkbox"/>			\$296.40 per diem per day			
Ad Hoc Communications Meeting	<input type="checkbox"/>			\$296.40 per diem per day			
Collaborative Agency Meeting (BCV-Parks Admin)	<input type="checkbox"/>			\$296.40 per diem per day			
San Gorgonio Pass Water Alliance Meeting	<input type="checkbox"/>			\$296.40 per diem per day			
Special Board Meeting	<input type="checkbox"/>			\$296.40 per diem per day			
Director Training: _____	<input type="checkbox"/>			\$296.40 per diem per day			
Other: SGPWA Meeting	<input checked="" type="checkbox"/>	7-15-24	SGPWA / zoom	\$296.40 per diem per day			
Other: _____	<input type="checkbox"/>			\$296.40 per diem per day			
Is this request to be paid on a meeting not listed under the current Policy? <input type="checkbox"/> Yes <input type="checkbox"/> No							
Expenses	Dates	Details				Amount	
Transportation		<input type="checkbox"/> Taxi/Rental	<input type="checkbox"/> Air	<input type="checkbox"/> Other		\$	
		<input type="checkbox"/> Taxi/Rental	<input type="checkbox"/> Air	<input type="checkbox"/> Other		\$	
Own Car		Mileage at \$0.67 per mile (2024) _____ miles				\$	
Lodging		Location: _____				\$	
		Location: _____				\$	
Meals		Not to exceed U.S. Dept of General Services, Policy No. 4070.7 / attached receipts for each				\$	
Conference fees		Purpose _____				\$	
		Purpose _____				\$	
Other		Purpose _____				\$	
		Purpose _____				\$	
Subtotal						\$	
Less amount paid by company						\$	
Director Signature						Date 7-17-24	
Approver Signature						Date	

Please attach original receipts for all listed expenses, sign the form and send to the Accounting Department. See information at the back of this form for approved Per Diems and Expenses for Board Members

Beaumont-Cherry Valley Water District

Record of Board Member Expenses/Claim Form for Reimbursement
(Conferences, Meetings, Travels)

Name	Director Daniel Slawson			Division	3	Member ID- Director #	170
Email (optional)				Department-	Board of Directors (110)		
BCVWD Meeting Type	Attended	Date	Location of Meeting	Amount			
Regular Board Meeting (including Engineering Workshop)	<input type="checkbox"/>			\$296.40 per diem per day			
Finance & Audit Committee Meeting	<input type="checkbox"/>			\$296.40 per diem per day			
Personnel Committee Meeting	<input type="checkbox"/>			\$296.40 per diem per day			
Ad Hoc Communications Meeting	<input type="checkbox"/>			\$296.40 per diem per day			
Collaborative Agency Meeting (BCV-Parks Admin)	<input type="checkbox"/>			\$296.40 per diem per day			
San Gorgonio Pass Water Alliance Meeting	<input type="checkbox"/>			\$296.40 per diem per day			
Special Board Meeting	<input type="checkbox"/>			\$296.40 per diem per day			
Director Training: _____	<input type="checkbox"/>			\$296.40 per diem per day			
Other: SGPRWA Meeting	<input checked="" type="checkbox"/>	7-24-24	zoom	\$296.40 per diem per day			
Other: _____	<input type="checkbox"/>			\$296.40 per diem per day			
Is this request to be paid on a meeting not listed under the current Policy? <input type="checkbox"/> Yes <input type="checkbox"/> No							
Expenses	Dates	Details				Amount	
Transportation		<input type="checkbox"/> Taxi/Rental	<input type="checkbox"/> Air	<input type="checkbox"/> Other		\$	
		<input type="checkbox"/> Taxi/Rental	<input type="checkbox"/> Air	<input type="checkbox"/> Other		\$	
Own Car		Mileage at \$0.67 per mile (2024) _____ miles				\$	
Lodging		Location: _____				\$	
		Location: _____				\$	
Meals		Not to exceed U.S. Dept of General Services, Policy No. 4070.7 / attached receipts for each				\$	
Conference fees		Purpose _____				\$	
		Purpose _____				\$	
Other		Purpose _____				\$	
		Purpose _____				\$	
Subtotal						\$	
Less amount paid by company						\$	
Director Signature						Date 7-26-24	
Approver Signature						Date	

Please attach original receipts for all listed expenses, sign the form and send to the Accounting Department. See information at the back of this form for approved Per Diems and Expenses for Board Members

Beaumont-Cherry Valley Water District

Record of Board Member Expenses/Claim Form for Reimbursement
(Conferences, Meetings, Travels)

Name	Director David Hoffman		Division	5	Member ID- Director #	178
Email (optional)			Department-	Board of Directors (110)		
BCVWD Meeting Type	Attended	Date	Location of Meeting		Amount	
Regular Board Meeting (including Engineering Workshop)	<input type="checkbox"/>				\$296.40 per diem per day	
Finance & Audit Committee Meeting	<input type="checkbox"/>				\$296.40 per diem per day	
Personnel Committee Meeting	<input type="checkbox"/>				\$296.40 per diem per day	
Ad Hoc Communications Meeting	<input type="checkbox"/>				\$296.40 per diem per day	
Collaborative Agency Meeting (BCV-Parks Admin)	<input type="checkbox"/>				\$296.40 per diem per day	
San Geronio Pass Water Alliance Meeting	<input type="checkbox"/>				\$296.40 per diem per day	
Special Board Meeting	<input type="checkbox"/>				\$296.40 per diem per day	
Director Training:	<input type="checkbox"/>				\$296.40 per diem per day	
Other: <i>CAPIO advanced truck communications Webinar</i>	<input type="checkbox"/>	<i>7-31-24</i>	<i>Zoom on-line</i>		\$296.40 per diem per day	
Other:	<input type="checkbox"/>				\$296.40 per diem per day	

Is this request to be paid on a meeting not listed under the current Policy? Yes No

Expenses	Dates	Details	Amount
Transportation		<input type="checkbox"/> Taxi/Rental <input type="checkbox"/> Air <input type="checkbox"/> Other	\$
		<input type="checkbox"/> Taxi/Rental <input type="checkbox"/> Air <input type="checkbox"/> Other	\$
Own Car		Mileage at \$0.67 per mile (2024) _____ miles	\$
Lodging		Location: _____	\$
		Location: _____	\$
Meals		Not to exceed U.S. Dept of General Services, Policy No. 4070.7 / attached receipts for each	\$
Conference fees		Purpose _____	\$
		Purpose _____	\$
Other		Purpose _____	\$
		Purpose _____	\$

Subtotal

\$

Less amount paid by company


\$

Director Signature	<i>David Hoffman</i>	Date	<i>7-31-24</i>
Approver Signature		Date	

Please attach original receipts for all listed expenses, sign the form and send to the Accounting Department. See information at the back of this form for approved Per Diems and Expenses for Board Members

Beaumont-Cherry Valley Water District


Record of Board Member Expenses/Claim Form for Reimbursement
(Conferences, Meetings, Travels)

Name	Director Andy Ramirez			Division	1 Member ID- Director # 193	
Email (optional)				Department- Board of Directors (110)		
BCVWD Meeting Type	Attended	Date	Location of Meeting	Amount		
Regular Board Meeting (including Engineering Workshop)	<input checked="" type="checkbox"/>	7/10		\$296.40 per diem per day		
Finance & Audit Committee Meeting	<input type="checkbox"/>			\$296.40 per diem per day		
Personnel Committee Meeting	<input type="checkbox"/>			\$296.40 per diem per day		
Ad Hoc Communications Meeting	<input checked="" type="checkbox"/>	7/8	Zoom	\$296.40 per diem per day		
Collaborative Agency Meeting (BCV-Parks Admin)	<input type="checkbox"/>			\$296.40 per diem per day		
San Gorgonio Pass Water Alliance Meeting	<input type="checkbox"/>			\$296.40 per diem per day		
Special Board Meeting	<input type="checkbox"/>			\$296.40 per diem per day		
Director Training: _____	<input type="checkbox"/>			\$296.40 per diem per day		
Well WELL UnTapped Legislative Water Workshop x HRTW Other: _____	<input checked="" type="checkbox"/>	7/10	Zoom	\$296.40 per diem per day		
Other: _____	<input type="checkbox"/>			\$296.40 per diem per day		
Is this request to be paid on a meeting not listed under the current Policy? <input type="checkbox"/> Yes <input type="checkbox"/> No						
Expenses	Dates	Details			Amount	
Transportation		<input type="checkbox"/> Taxi/Rental	<input type="checkbox"/> Air	<input type="checkbox"/> Other	\$	
		<input type="checkbox"/> Taxi/Rental	<input type="checkbox"/> Air	<input type="checkbox"/> Other	\$	
Own Car		Mileage at \$0.67 per mile (2024) _____ miles			\$	
Lodging		Location: _____			\$	
		Location: _____			\$	
Meals		Not to exceed \$59/day; please attached receipts for each			\$	
Conference fees		Purpose			\$	
		Purpose			\$	
Other		Purpose			\$	
		Purpose			\$	
Subtotal					\$	
Less amount paid by company					\$	
Director Signature					Date 7/12/24	
Approver Signature					Date	

Please attach original receipts for all listed expenses, sign the form and send to the Accounting Department. See information at the back of this form for approved Per Diems and Expenses for Board Members

Beaumont-Cherry Valley Water District


Record of Board Member Expenses/Claim Form for Reimbursement
(Conferences, Meetings, Travels)

Name	Director Andy Ramirez			Division	1	Member ID- Director #	193
Email (optional)				Department-	Board of Directors (110)		
BCVWD Meeting Type	Attended	Date	Location of Meeting	Amount			
Regular Board Meeting (including Engineering Workshop)	<input type="checkbox"/>			\$296.40 per diem per day			
Finance & Audit Committee Meeting	<input type="checkbox"/>			\$296.40 per diem per day			
Personnel Committee Meeting	<input type="checkbox"/>			\$296.40 per diem per day			
Ad Hoc Communications Meeting	<input type="checkbox"/>			\$296.40 per diem per day			
Collaborative Agency Meeting (BCV-Parks Admin)	<input type="checkbox"/>			\$296.40 per diem per day			
San Gorgonio Pass Water Alliance Meeting	<input type="checkbox"/>			\$296.40 per diem per day			
Special Board Meeting	<input type="checkbox"/>			\$296.40 per diem per day			
Director Training: <u>SGPWA</u>	<input checked="" type="checkbox"/>	7/15	Zoom	\$296.40 per diem per day			
Other: <u>CAPIO - Op-Ed: From Concept to Publication</u>	<input checked="" type="checkbox"/>	7/18	Zoom	\$296.40 per diem per day			
Other: _____	<input type="checkbox"/>			\$296.40 per diem per day			
Is this request to be paid on a meeting not listed under the current Policy? <input type="checkbox"/> Yes <input type="checkbox"/> No							
Expenses	Dates	Details				Amount	
Transportation		<input type="checkbox"/> Taxi/Rental	<input type="checkbox"/> Air	<input type="checkbox"/> Other	\$		
		<input type="checkbox"/> Taxi/Rental	<input type="checkbox"/> Air	<input type="checkbox"/> Other	\$		
Own Car		Mileage at \$0.67 per mile (2024) _____ miles				\$	
Lodging		Location: _____				\$	
		Location: _____				\$	
Meals		Not to exceed U.S. Dept of General Services, Policy No. 4070.7 / attached receipts for each				\$	
Conference fees		Purpose				\$	
		Purpose				\$	
Other		Purpose				\$	
		Purpose				\$	
Subtotal						\$	
Less amount paid by company						\$	
Director Signature						Date 7/19/24	
Approver Signature						Date	

Please attach original receipts for all listed expenses, sign the form and send to the Accounting Department. See information at the back of this form for approved Per Diems and Expenses for Board Members

Beaumont-Cherry Valley Water District


Record of Board Member Expenses/Claim Form for Reimbursement
(Conferences, Meetings, Travels)

Name	Director Andy Ramirez			Division	1	Member ID- Director #	193
Email (optional)				Department-	Board of Directors (110)		
BCVWD Meeting Type	Attended	Date	Location of Meeting	Amount			
Regular Board Meeting (including Engineering Workshop)	<input checked="" type="checkbox"/>	7/25/24	Online	\$296.40 per diem per day			
Finance & Audit Committee Meeting	<input type="checkbox"/>			\$296.40 per diem per day			
Personnel Committee Meeting	<input type="checkbox"/>			\$296.40 per diem per day			
Ad Hoc Communications Meeting	<input type="checkbox"/>			\$296.40 per diem per day			
Collaborative Agency Meeting (BCV-Parks Admin)	<input type="checkbox"/>			\$296.40 per diem per day			
San Gorgonio Pass Water Alliance Meeting	<input type="checkbox"/>			\$296.40 per diem per day			
Special Board Meeting	<input type="checkbox"/>			\$296.40 per diem per day			
Director Training: _____	<input type="checkbox"/>			\$296.40 per diem per day			
Other: _____	<input type="checkbox"/>			\$296.40 per diem per day			
Other: _____	<input type="checkbox"/>			\$296.40 per diem per day			
Is this request to be paid on a meeting not listed under the current Policy? <input type="checkbox"/> Yes <input type="checkbox"/> No							
Expenses	Dates	Details					Amount
Transportation		<input type="checkbox"/> Taxi/Rental	<input type="checkbox"/> Air	<input type="checkbox"/> Other			\$
		<input type="checkbox"/> Taxi/Rental	<input type="checkbox"/> Air	<input type="checkbox"/> Other			\$
Own Car		Mileage at \$0.67 per mile (2024) _____ miles					\$
Lodging		Location: _____					\$
		Location: _____					\$
Meals		Not to exceed U.S. Dept of General Services, Policy No. 4070.7 / attached receipts for each					\$
Conference fees		Purpose				\$	
		Purpose				\$	
Other		Purpose				\$	
		Purpose				\$	
Subtotal						\$	
Less amount paid by company						\$	
Director Signature						Date	7/26/24
Approver Signature						Date	

Please attach original receipts for all listed expenses, sign the form and send to the Accounting Department. See information at the back of this form for approved Per Diems and Expenses for Board Members

Beaumont-Cherry Valley Water District

Record of Board Member Expenses/Claim Form for Reimbursement
(Conferences, Meetings, Travels)

Name	Director Andy Ramirez			Division	1 Member ID- Director # 193	
Email (optional)				Department- Board of Directors (110)		
BCVWD Meeting Type	Attended	Date	Location of Meeting	Amount		
Regular Board Meeting (including Engineering Workshop)	<input type="checkbox"/>			\$296.40 per diem per day		
Finance & Audit Committee Meeting	<input type="checkbox"/>			\$296.40 per diem per day		
Personnel Committee Meeting	<input type="checkbox"/>			\$296.40 per diem per day		
Ad Hoc Communications Meeting	<input type="checkbox"/>			\$296.40 per diem per day		
Collaborative Agency Meeting (BCV-Parks Admin)	<input type="checkbox"/>			\$296.40 per diem per day		
San Gorgonio Pass Water Alliance Meeting	<input type="checkbox"/>			\$296.40 per diem per day		
Special Board Meeting	<input type="checkbox"/>			\$296.40 per diem per day		
Director Training: X SGPWA	<input checked="" type="checkbox"/>	8/5	Zoom	\$296.40 per diem per day		
Other: <small>CAPIO Strategic Evolution Unlock Success with a Client-Centric Model</small>	<input checked="" type="checkbox"/>	7/31	Zoom	\$296.40 per diem per day		
Other:	<input type="checkbox"/>			\$296.40 per diem per day		
Is this request to be paid on a meeting not listed under the current Policy? <input type="checkbox"/> Yes <input type="checkbox"/> No						
Expenses	Dates	Details			Amount	
Transportation		<input type="checkbox"/> Taxi/Rental	<input type="checkbox"/> Air	<input type="checkbox"/> Other	\$	
		<input type="checkbox"/> Taxi/Rental	<input type="checkbox"/> Air	<input type="checkbox"/> Other	\$	
Own Car		Mileage at \$0.67 per mile (2024) _____ miles			\$	
Lodging		Location: _____			\$	
		Location: _____			\$	
Meals		Not to exceed U.S. Dept of General Services, Policy No. 4070.7 / attached receipts for each			\$	
Conference fees		Purpose				\$
		Purpose				\$
Other		Purpose				\$
		Purpose				\$
Subtotal					\$	
Less amount paid by company					\$	
Director Signature				Date 8/12/24		
Approver Signature				Date		

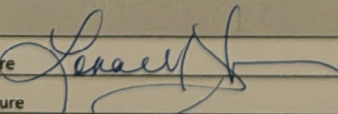
Please attach original receipts for all listed expenses, sign the form and send to the Accounting Department. See information at the back of this form for approved Per Diems and Expenses for Board Members

Beaumont-Cherry Valley Water District

Record of Board Member Expenses/Claim Form for Reimbursement
(Conferences, Meetings, Travels)

Name	Director Lona Williams		Division	2 Member ID- Director # 214	
Email (optional)			Department- Board of Directors (110)		
BCVWD Meeting Type	Attended	Date	Location of Meeting	Amount	
Regular Board Meeting (including Engineering Workshop)	<input type="checkbox"/>			\$296.40 per diem per day	
Finance & Audit Committee Meeting	<input type="checkbox"/>			\$296.40 per diem per day	
Personnel Committee Meeting	<input type="checkbox"/>			\$296.40 per diem per day	
Ad Hoc Communications Meeting	<input type="checkbox"/>			\$296.40 per diem per day	
Collaborative Agency Meeting (BCV-Parks Admin)	<input type="checkbox"/>			\$296.40 per diem per day	
San Gorgonio Pass Water Alliance Meeting	<input type="checkbox"/>			\$296.40 per diem per day	
Special Board Meeting	<input type="checkbox"/>			\$296.40 per diem per day	
Director Training: _____	<input type="checkbox"/>			\$296.40 per diem per day	
Other: <u>Chamber of Commerce Breakfast</u>	<input checked="" type="checkbox"/>	<u>7/12/24</u>	<u>Noble Creek</u>	\$296.40 per diem per day	
Other: _____	<input type="checkbox"/>			\$296.40 per diem per day	

Is this request to be paid on a meeting not listed under the current Policy? Yes No

Expenses	Dates	Details			Amount
Transportation		<input type="checkbox"/> Taxi/Rental	<input type="checkbox"/> Air	<input type="checkbox"/> Other	\$
		<input type="checkbox"/> Taxi/Rental	<input type="checkbox"/> Air	<input type="checkbox"/> Other	\$
Own Car		Mileage at \$0.67 per mile (2024) _____ miles			\$
Lodging		Location: _____			\$
		Location: _____			\$
Meals		Not to exceed U.S. Dept of General Services, Policy No. 4070.7 / attached receipts for each			\$
Conference fees		Purpose _____			\$
		Purpose _____			\$
Other		Purpose _____			\$
		Purpose _____			\$
				Subtotal	\$
				Less amount paid by company	\$
Director Signature				Date	<u>7/14/2024</u>
Approver Signature				Date	

Please attach original receipts for all listed expenses, sign the form and send to the Accounting Department. See information at the back of this form for approved Per Diem and Expenses for Board Members



**Beaumont-Cherry Valley Water District
Finance and Audit Committee Meeting
September 5, 2024**

Item 7

STAFF REPORT

TO: Finance and Audit Committee
FROM: Finance and Administration
SUBJECT: Policy Tracking Matrix Progress

Staff Recommendation

Approve the policies pending review in the next one to two months as identified on Table 3, Policies to Work on for Subsequent Meetings, or direct staff as desired.

Background

At the June 6, 2024 meeting, staff recommended the approval of adding the Policy Tracking Matrix Dashboard to the Finance and Audit Committee agenda. The dashboard highlights the summary of policies approved and drafted, and those policies that staff are working on for subsequent meetings. The Committee approved said dashboard and reporting updates.

Discussion

Table 1-Summary of Policy Approval Tracking (All Policies)

Department	On Matrix	Draft Created	Committee / Board Reviewed Drafts	Board Approved	% Complete
Board Administration ¹	25	25	22	22	88.00%
Engineering ²	8	7	0	0	0.00%
Finance	15	14	6	5	33.33%
Human Resources	69	69	66	60	86.96%
Information Technology ³	52	52	0	0	0.00%
Operations ⁴	0	0	0	0	0.00%
TOTALS	169	167	94	87	51.48%

- (1) Previously "Administration", but added clarifier that is specific to the Board of Directors
- (2) Added 4 policies previously identified as Operations
- (3) Increased total policy count by 33 Cybersecurity related policies
- (4) Removed 4 policies as policy topics align with Engineering activities instead

Table 2-Recommended Policies to be added to the Policy Matrix

Item	Policy Subject	Policy Contents
None		



Table 3-Policies To Work on for Subsequent Meetings

Item	Policy No.	Priorities Listed	Draft Size	Selected for Processing	Estimated Committee Presentation
1	5075	Credit Card Usage	1 page	July	October
2	5050	Customer Payment Arrangements	1 page	August	October
3	6020	Claims Against the District	3 pages	August	October
4	5080	Purchasing	4 pages	July	November
5	5085	Disposal of Surplus Equipment	1 page	August	November

Fiscal Impact

There is no fiscal impact.

Attachments

1. Policy Approval Tracking Matrix

Staff Report prepared by Sylvia Molina, Assistant Director of Finance and Administration

**Policy Approval Tracking
BCVWD Policy Manual Project**

Policy Number	New Policy Number	Section	Policy Name	HR's Recommendation Responsible Department	Drafted by BCVWD Staff	Approved by Legal Counsel	Presented to Committee	Provisionally Approved by Committee	Presented to Board of Directors	Approved by Board of Directors	Adoption Date	Resolution Number
1	4005	Board of Directors	Basis of Authority	Administration	Yes		N/A	Direct to Board (Ad Hoc?)				
2	4010	Board of Directors	Members of the Board of Directors	Administration	Yes		N/A	Direct to Board (Ad Hoc?)				
3	4015	Board of Directors	Committees of the Board of Directors	Administration	Yes		N/A	Direct to Board (Ad Hoc?)				
4	4020	Board of Directors	Board President	Administration	Yes		N/A	Direct to Board (Ad Hoc?)				
5	4025	Board of Directors	Board Meetings	Administration	Yes	meeting	N/A	Directed to Full Board	12/8/2021	12/8/2021	1/11/2023	2023-02
6	4030	Board of Directors	Board Meeting Agendas	Administration	Yes		N/A	Direct to Board (Ad Hoc?)				
7	4035	Board of Directors	Board Meeting Conduct	Administration	Yes		N/A	Direct to Board (Ad Hoc?)				
8	4040	Board of Directors	Board Actions and Decisions	Administration	Yes		N/A	Direct to Board (Ad Hoc?)				
9	4045	Board of Directors	Attendance at Meetings	Administration	Yes		N/A	Direct to Board (Ad Hoc?)				
10	4050	Board of Directors	Minutes of Board Meetings	Administration	Yes		N/A	Direct to Board (Ad Hoc?)				
11	4055	Board of Directors	Committee Meetings	Administration	Yes		N/A	Direct to Board (Ad Hoc?)				
12	4060	Board of Directors	Training, Education and Conferences	Administration	Yes	6/30/2021	N/A	Directed to Full Board	7/14/2021	7/14/2021	7/14/2021	2021-12
13 & 16	4065	Board of Directors	Remuneration, Director Per Diem Fees	Administration	Yes	6/30/2021	N/A	Directed to Full Board	7/14/2021	7/14/2021	7/14/2021	2021-12
14	4070	Board of Directors	District Business	Administration	Yes		N/A	Direct to Board (Ad Hoc?)				
15	4075	Board of Directors	Expenditure Reimbursement	Administration	Yes		N/A	Direct to Board (Ad Hoc?)				
17	4080	Board of Directors	Membership in Associations	Administration	Yes		N/A	Direct to Board (Ad Hoc?)				
18	4085	Board of Directors	Ethics Training	Administration	Yes		N/A	Direct to Board (Ad Hoc?)				
N/A	4086	Board of Directors	Anti-Harassment Training	Administration	No		N/A	Direct to Board (Ad Hoc?)				
19	4090	Board of Directors	Code of Ethics	Administration	Yes		N/A	Direct to Board (Ad Hoc?)				
20	4095	Board of Directors	Ethics Policy	Administration	Yes		N/A	Direct to Board (Ad Hoc?)				
19	5090	Operations	Records Retention	Administration	Yes	4/28/2023	4/18/2023	5/16/2023	6/14/2023	6/14/2023	6/14/2023	2023-17
1	6005	Miscellaneous	Purpose of Board Policies	Administration	Yes		N/A	Direct to Board (Ad Hoc?)				
2	6010	Miscellaneous	Adoption, Amendment of Policies	Administration	Yes		N/A	Direct to Full Board				
5	6015	Miscellaneous	Public Records	Administration	Yes	4/28/2023	4/18/2023	5/16/2023	6/14/2023	6/14/2023	6/14/2023	2023-17
N/A	6020	Miscellaneous	Copying Public Documents	Administration	Yes		N/A	Direct to Full Board				
13	5065	Engineering	Easement Abandonment	Engineering	Yes		N/A	Direct to Full Board				
14	5066	Engineering	Easement Acceptance	Engineering	No		N/A	Direct to Full Board				
15	5070	Engineering	Encroachment Permits	Engineering	Yes		N/A	Direct to Full Board				
6	5115	Engineering	Materials	Engineering	Yes		N/A	Direct to Full Board				
7	5120	Miscellaneous	Environmental Review Guidelines	Engineering	Yes		N/A	Direct to Full Board				
8	5125	Miscellaneous	Annexation	Engineering	Yes		N/A	Direct to Full Board				
9	5130	Miscellaneous	Construction Requirements	Engineering	Yes		N/A	Direct to Full Board				
10	5135	Miscellaneous	Subsidence Repairs Over District-	Engineering	No		N/A	Direct to Full Board				
6	5030	Operations	Budget Preparation	Finance	Yes	11/8/2022	11/15/2022	11/15/2022	12/14/2022	12/14/2022	12/14/2022	22-043
N/A	5031	Operations	User Fee Cost Recovery	Finance	Yes	11/15/2022	N/A	N/A	12/14/2022	12/14/2022	12/14/2022	22-039
7	5035	Operations	Fixed-Asset Accounting Control	Finance	Yes		N/A	Direct to Full Board				
8	5040	Operations	Fixed-Asset Capitalization	Finance	Yes		N/A	Direct to Full Board				
9	5045	Operations	Investment of District Funds	Finance	Yes	11/15/2023	N/A	N/A	12/13/2023	12/13/2023	12/13/2023	23-030
N/A	5046	Operations	Funding	Finance	Yes	5/10/2022	N/A	8/1/2024	8/14/2024	8/14/2024	8/14/2024	24-012
N/A	5047	Finance	Pension Funding	Finance	Yes	8/10/2023	8/1/2024	8/1/2024	8/14/2024	8/14/2024	8/14/2024	24-012
10	5050	Operations	Customer Payment Arrangements	Finance	Yes		N/A	Direct to Full Board				
11	5055	Operations	Professional Services	Finance	Yes		N/A	Direct to Full Board				
12	5060	Operations	Employment of Outside Contractors	Finance	Yes		N/A	Direct to Full Board				
16	5075	Operations	Credit Card Usage	Finance	Yes		8/1/2024	N/A				
17	5080	Operations	Purchasing	Finance	Yes		N/A	Direct to Full Board				
18	5085	Operations	Equipment	Finance	Yes		N/A	Direct to Full Board				
3	5105	Miscellaneous	Public Complaints	Finance	Yes		N/A	Direct to Full Board				
4	5110	Miscellaneous	Claims Against the District	Finance	Yes		N/A	Direct to Full Board				
	1000		Definitions	Human Resources	Additional Edits	6/28/2021	7/19/2021	7/20/2021	10/13/2021	10/13/2021	10/13/2021	21-018

**Policy Approval Tracking
BCVWD Policy Manual Project**

Policy Number	New Policy Number	Section	Policy Name	HR's Recommendation Responsible Department	Drafted by BCVWD Staff	Approved by Legal Counsel	Presented to Committee	Provisionally Approved by Committee	Presented to Board of Directors	Approved by Board of Directors	Adoption Date	Resolution Number
Proposed						6/29/2024						
43	3176	Personnel	Transfers and Voluntary Demotion	Human Resources	Yes	4/8/2024	4/16/2024	6/18/2024	7/10/2024	7/10/2024	7/10/2024	24-010
44	3180	Personnel	Nepotism-Employment of Relatives	Human Resources	Yes	5/2/2024	6/18/2024	6/18/2024	7/10/2024	7/10/2024	7/10/2024	24-010
47	3185	Personnel	Employee Separation	Human Resources	Yes	5/2/2024	6/18/2024	6/18/2024	7/10/2024	7/10/2024	7/10/2024	24-010
48	3205	Personnel	Grievance Procedures	Human Resources	Yes	12/6/2021	4/19/2022	4/19/2022	5/11/2022	5/11/2022	5/11/2022	22-016
N/A	3206	Personnel	Substance Abuse	Human Resources	No	12/6/2021	4/19/2022	4/19/2022	5/11/2022	5/11/2022	5/11/2022	22-016
50	3215	Personnel	FMCSA Clearinghouse Registration	Human Resources	Yes	4/8/2024	4/16/2024	4/16/2024	5/16/2024	5/16/2024	5/16/2024	24-007
51	3220	Personnel	Personnel Action Form (PAF)	Human Resources	Yes	2/5/2024	3/19/2024	3/19/2024	4/10/2024	4/10/2024	4/10/2024	24-006
N/A	3220	Personnel	Recruitment, Selection and Onboarding Policy	Human Resources	Yes	2019	2019	2019	10/9/2019	10/9/2019	10/9/2019	19-011
N/A	3225	Personnel	Worker's Compensation	Human Resources	Yes	5/9/2023	5/16/2023	5/16/2023	6/14/2023	6/14/2023	6/14/2023	23-017
N/A	3230	Personnel	Accommodations for Disability	Human Resources	No	5/9/2023	5/16/2023	5/16/2023	6/14/2023	6/14/2023	6/14/2023	23-017
N/A	3231	Personnel	Military Leave	Human Resources	Yes	6/14/2023	8/15/2023	11/21/2023	12/13/2023	12/13/2023	1/10/2024	23-031
N/A	3235	Personnel	Dress Code and Personal Standards	Human Resources	Yes	4/8/2024	4/16/2024	4/16/2024	5/16/2024	5/16/2024	5/16/2024	24-007
N/A	3240	Personnel	Miscellaneous Leave of Absences	Human Resources	No							
1	5005	Operations	Emergency Preparedness	Human Resources	Yes	7/29/2024	8/20/2024	8/20/2024	12/14/2022	12/14/2022	12/14/2022	22-043
2	5010	Operations	Hostile or Violent Incidents	Human Resources	Yes	11/8/2022	11/15/2022	11/15/2022				
4	5020	Operations	Compliance Program	Human Resources	Yes	7/29/2024	8/20/2024	8/20/2024				
5	5025	Operations	Illness and Injury Prevention Program	Human Resources	Yes							
5	5095	Operations	Emergency Policy	Human Resources	Yes							
N/A	5100	Operations	Press Relations and Social Media	Human Resources	Yes	7/21/2020	6/21/2021	Board for review	10/13/2021	10/28/2021	10/28/2021	21-019
N/A	7001	Information Technology	Acceptable Use Policy	Information Technology	Yes	1/11/2022	4/19/2022	4/19/2022	5/11/2022	5/11/2022	5/11/2022	2022-016
N/A	7002	Information Technology	Access Control Policy	Information Technology	Yes			Board Closed Session				
N/A	7003	Information Technology	IT Hardware and Software	Information Technology	Yes			Board Closed Session				
N/A	7004	Information Technology	Workstation Security Policy	Information Technology	Yes			Board Closed Session				
N/A	7004	Information Technology	Workstation Security Policy	Information Technology	Yes			Board Closed Session				
N/A	7005	Information Technology	Asset Management Policy	Information Technology	Yes			Board Closed Session				
N/A	7006	Information Technology	Backup and Disaster Recovery Policy	Information Technology	Yes			Board Closed Session				
N/A	7007	Information Technology	Bring Your Own Device (BYOD) Policy	Information Technology	Yes			Board Closed Session				
N/A	7008	Information Technology	Change Management Policy	Information Technology	Yes			Board Closed Session				
N/A	7009	Information Technology	Cloud Computing Policy	Information Technology	Yes			Board Closed Session				
N/A	7010	Information Technology	Third-Party Risk Assessment Policy	Information Technology	Yes			Board Closed Session				
N/A	7010	Information Technology	Configuration Management Policy	Information Technology	Yes			Board Closed Session				
N/A	7011	Information Technology	Configuration Management Policy	Information Technology	Yes			Board Closed Session				
N/A	7012	Information Technology	Cybersecurity Policy	Information Technology	Yes			Board Closed Session				
N/A	7013	Information Technology	Data Breach Notification Policy	Information Technology	Yes			Board Closed Session				
N/A	7014	Information Technology	Data Classification Policy	Information Technology	Yes			Board Closed Session				
N/A	7015	Information Technology	Email and Communication Policy	Information Technology	Yes			Board Closed Session				
N/A	7016	Information Technology	Encryption Policy	Information Technology	Yes			Board Closed Session				
N/A	7017	Information Technology	Incident Response Policy	Information Technology	Yes			Board Closed Session				
N/A	7018	Information Technology	Information Security Policy	Information Technology	Yes			Board Closed Session				
N/A	7019	Information Technology	Internet and Social Media Policy	Information Technology	Yes			Board Closed Session				
N/A	7020	Information Technology	Mobile Device Management Policy	Information Technology	Yes			Board Closed Session				
N/A	7021	Information Technology	Network Security Policy	Information Technology	Yes			Board Closed Session				
N/A	7022	Information Technology	Password Policy	Information Technology	Yes			Board Closed Session				
N/A	7023	Information Technology	Patch Management Policy	Information Technology	Yes			Board Closed Session				
N/A	7024	Information Technology	Physical Security Policy	Information Technology	Yes			Board Closed Session				
N/A	7025	Information Technology	Privacy Policy	Information Technology	Yes			Board Closed Session				
N/A	7026	Information Technology	Remote Access Policy	Information Technology	Yes			Board Closed Session				
N/A	7027	Information Technology	Risk Management Policy	Information Technology	Yes			Board Closed Session				
N/A	7028	Information Technology	Security Awareness and Training Policy	Information Technology	Yes			Board Closed Session				
N/A	7029	Information Technology	Server Management Policy	Information Technology	Yes			Board Closed Session				

**Policy Approval Tracking
BCVWD Policy Manual Project**

Policy Number	New Policy Number	Section	Policy Name	HR's Recommendation Responsible Department	Drafted by BCVWD Staff	Approved by Legal Counsel	Presented to Committee	Provisionally Approved by Committee	Presented to Board of Directors	Approved by Board of Directors	Adoption Date	Resolution Number
N/A	7030	Information Technology	Social Engineering Policy	Information Technology	Yes			Board Closed Session				
N/A	7031	Information Technology	Software Development Policy	Information Technology	Yes			Board Closed Session				
N/A	7032	Information Technology	Third-Party Vendor Management Policy	Information Technology	Yes			Board Closed Session				
N/A	7033	Information Technology	Wireless Network Security Policy	Information Technology	Yes			Board Closed Session				
N/A	7034	Information Technology	IT Asset Disposal (ITAD) for Electronic Waste to be Recycled Policy	Information Technology	Yes			Board Closed Session				
N/A	7035	Information Technology	Drone Policy	Information Technology	Yes			Board Closed Session				
N/A	7036	Information Technology	Asset Protection and Fraud Policy	Information Technology	Yes			Board Closed Session				
N/A	7037	Information Technology	Electronic Signature Policy	Information Technology	Yes			Board Closed Session				
N/A	7038	Information Technology	Cellular Telephone Usage Policy	Information Technology	Yes			Board Closed Session				
N/A	7039	Information Technology	Electronic Communications and Data Security and Business Continuity	Information Technology	Yes			Board Closed Session				
N/A	7040	Information Technology	Computer and Business Continuity	Information Technology	Yes			Board Closed Session				
N/A	7041	Information Technology	Accessibility Policy	Information Technology	Yes			Board Closed Session				
N/A	7042	Information Technology	Personally identifiable information (PII) security and technology access for	Information Technology	Yes			Board Closed Session				
N/A	7043	Information Technology	Information Security Policy	Information Technology	Yes			Board Closed Session				
N/A	7044	Information Technology	Artificial Intelligence (AI) Policy	Information Technology	Yes			Board Closed Session				
N/A	7045	Information Technology	Data Ethics Policy	Information Technology	Yes			Board Closed Session				
N/A	7046	Information Technology	IoT (Internet of Things) Security Policy	Information Technology	Yes			Board Closed Session				
N/A	7047	Information Technology	Data Loss Prevention (DLP) Policy	Information Technology	Yes			Board Closed Session				
N/A	7048	Information Technology	Endpoint Security Policy	Information Technology	Yes			Board Closed Session				
N/A	7049	Information Technology	PENDING title	Information Technology	Yes			Board Closed Session				
N/A	7050	Information Technology	PENDING title	Information Technology	Yes			Board Closed Session				