



BEAUMONT-CHERRY VALLEY WATER DISTRICT
560 Magnolia Avenue, Beaumont, CA 92223

**NOTICE AND AGENDA
REGULAR MEETING OF THE BOARD OF DIRECTORS**

*This meeting is hereby noticed pursuant to
California Government Code Section 54950 et. seq.*

Wednesday, October 11, 2023 - 6:00 p.m.
560 Magnolia Avenue, Beaumont, CA 92223

TELECONFERENCE NOTICE

*The BCVWD Board of Directors will attend in person at the BCVWD
Administrative Office and/or via Zoom video teleconference pursuant to
Government Code 54953 et. seq.*

To access the Zoom conference, use the link below:

<https://us02web.zoom.us/j/84318559070?pwd=SXlzMkZCMGh0YTFlL2tnUGlpU3h0UT09>

*To telephone in, please dial: **(669) 900-9128***

*Enter Meeting ID: **843 1855 9070** / Enter Passcode: **113552***

*For Public Comment, use the “**Raise Hand**” feature if on the
video call when prompted, if dialing in, please **dial *9 to “Raise Hand”**
when prompted*

*BCVWD provides remote attendance options primarily as a matter of
convenience to the public. Unless a Board member is attending
remotely pursuant to provisions of GC 54953 et. seq., BCVWD will not
stop or suspend its in-person public meeting should a technological
interruption occur with respect to the Zoom teleconference or call-in
line listed on the agenda. Members of the public are encouraged to
attend BCVWD meetings in person at the above address, or remotely
using the options listed.*

Meeting materials are available on the BCVWD website:

<https://bcvwd.org/document-category/regular-board-agendas/>

FOLLOW US ON FACEBOOK

 facebook.com/bcvwd

BCVWD REGULAR MEETING – OCTOBER 11, 2023

Call to Order: President Hoffman

Pledge of Allegiance: Director Covington

Invocation: Director Slawson

Announcement and Verification of Remote Meeting Participation Pursuant To AB 2449 or GC 54953(b)

Roll Call - Board of Directors

	President David Hoffman
	Vice President John Covington
	Secretary Daniel Slawson
	Treasurer Lona Williams
	Member Andy Ramirez

**Roll Call
and Introduction of Staff Members Present**

Public Comment

PUBLIC COMMENT: RAISE HAND OR PRESS *9 to request to speak when prompted. If you are present in the Board Room, please fill out a Request to Speak card and deliver it to the Recording Secretary.

At this time, any person may address the Board of Directors on matters within its jurisdiction. However, state law prohibits the Board from discussing or taking action on any item not listed on the agenda. Any non-agenda matters that require action will be referred to Staff for a report and possible action at a subsequent meeting. **Please limit your comments to three minutes.** Sharing or passing time to another speaker is not permitted.

***Action may be taken on any item on the agenda.
Information on the following items is included in the full Agenda Packet.***

1. Adjustments to the Agenda: In accordance with Government Code Section 54954.2, additions to the agenda require a 2/3 vote of the legislative body, or if less than 2/3 of the members are present, a unanimous vote of those members present, which makes the determination that there is a need to take action, and the need to take action arose after the posting of the agenda.

- Item(s) to be removed or continued from the Agenda
- Emergency Item(s) to be added to the Agenda
- Changes to the order of the agenda

2. Reports / Presentations / Information Items

Reports from consultants, contractors, or staff. Presentations or handouts must be provided to the Board members in advance of the Board meeting. Any requested presentations should be limited to no longer than five (5) minutes.

The Board may receive and file the following reports with one motion:

- CV Strategies Monthly Report (pages 7 - 9)
- Townsend Public Affairs, Inc. Monthly Update (pages 10 - 22)
- Legislative Action and Issues Report (pages 23 - 48)
- California Municipal Treasurers Association (CMTA) Award (pages 49 - 52)

ACTION ITEMS

Action may be taken on any item on the agenda. Information on the following items is included in the full Agenda Packet.

3. **Consent Calendar:** All matters listed under the Consent Calendar are considered by the Board of Directors to be routine and may be approved in one motion. There will be no discussion of these items prior to the time the Board considers the motion unless members of the Board, the administrative staff, or the public request specific items to be discussed and/or removed from the Consent Calendar.
 - a) Review of the August 2023 Budget Variance Reports (pages 53 - 58)
 - b) Review of the August 30, 2023 Cash/Investment Balance Report (pages 59 - 83)
 - c) Review of Check Register for the Month of September 2023 (pages 84 - 105)
 - d) Review of September 2023 Invoices Pending Approval (pages 106 - 107)
 - e) Annual Review of Director Expense Reports (pages 108 - 114)
 - f) Resolution 2023-__ Adopting an Amendment to the District's Conflict of Interest Code (pages 115 - 121)
 - g) Status of Declared Local Emergencies Related to Fires (pages 122 - 123)
 - i) Impact of the Apple Fire pursuant to Resolution 2020-17
 - ii) Impact of the El Dorado Fire pursuant to Resolution 2020-20
4. **Request for *Will-Serve Letter* for Riverside County Assessor's Parcel Nos. 404-190-001 and 404-190-003 located on the northwest corner of Oak Valley Parkway and Beaumont Avenue** (pages 124 - 130)
5. **Request for *Will-Serve Letter* for 84 Lumber Expansion, Riverside County Assessor's Parcel No. (APN) 418-210-019 (southeast corner of Euclid Avenue and Third Street in the City of Beaumont)** (pages 131 - 138)
6. **Request for Extension to *Will-Serve Letter* for Riverside County Assessor's Parcel No. (APN) 403-030-024 (end of the dedicated cul-de-sac within Napoleon Street, in the Community of Cherry Valley)** (pages 139 - 144)
7. **Request for *Will-Serve Letter* for Riverside County Assessor's Parcel Nos. 405-230-006 and 405-230-010 located on Brookside Avenue, east of Nancy Avenue (Further Defined as 38718 Brookside Avenue) in the Community of Cherry Valley** (pages 145 - 151)
8. **Making Conservation a Way of Life: AB 1668 and SB 606 Compliance** (pages 152 - 188)
 - a. **State Water Resources Control Board (SWRCB) Draft Regulation – Association of California Water Agencies (ACWA) Coalition Membership and Submittal of Comment letter**
 - b. **Consideration of Services for WaterView Water Efficiency Software from Eagle Aerial Solutions**

9. Consider Setting a Date for Public Hearing to Adopt an Ordinance Providing for Compensation of the Members of the Board of Directors of the Beaumont-Cherry Valley Water District and Superseding Ordinance 2022-01 (pages 189 - 198)

10. Award Contract to South West Pump and Drilling Inc. for Redrilling of the Wells 1A and 2A (W-2750-0005 and W-2750-0001) for an Amount Not to Exceed \$3,698,592.00 (pages 199 - 204)

11. Consideration of Attendance at Upcoming Events and Authorization of Reimbursement and Per Diem (pages 205 - 212)

12. Reports For Discussion and Possible Action

a. Ad Hoc Committees

- i. Communications
- ii. Sites Reservoir
- iii. Water Re-Use 3x2

b. Directors' Reports

In compliance with Government Code § 53232.3(d), Water Code § 20201, and BCVWD Policies and Procedures Manual Part II Policies 4060 and 4065 directors claiming a per diem and/or expense reimbursement (regardless of pre-approval status) will provide a brief report following attendance.

- o ACWA Water Use Efficiency (WUE) Subcommittee on September 13, 2023 (Ramirez)
- o ACWA continuing Legal Education (CLE) Workshop on September 20 & 27, 2023 (Ramirez)
- o San Geronio Pass Water Alliance Meeting on September 27, 2023 (Slawson)
- o Beaumont State of the City on September 28, 2023 (Covington, Hoffman, Slawson and Williams)
- o ASCE Los Angeles Section 2023 Award & Officer Installation for the MDP Line 16 Project on September 30, 2023 (Ramirez, Williams)
- o CSDA Virtual Workshop: Organizational Development on October 4 & 5, 2023 (Ramirez, Slawson)
- o CSDA Best Practices for Board / Staff Roles and Communication Webinar on October 10, 2023 (Hoffman, Ramirez, Slawson, Williams)

c. General Comments

d. General Manager's Report

e. Legal Counsel Report

13. Topic List for Future Meetings

- Update / presentation on the AMR / AMI project
- Presentation on the San Bernardino Valley Resource Conservation District
- Presentation on solar power opportunities
- Sites Reservoir update
- Policy 5095 – District Residences and Facility Emergency Policy

14. Announcements

Check the meeting agenda for location and potential teleconference information.

- Personnel Committee Meeting: Tuesday, Oct. 17 at 5:30 p.m.
- Finance & Audit Committee special meeting: Thursday, Oct. 19 at 3 p.m.
- Engineering Workshop: Thursday, Oct. 26 at 6 p.m.
- Finance & Audit Committee meeting: Thursday, Nov. 2 at 3:00 p.m.
- Regular Board Meeting: Wednesday, Nov. 8 at 6 p.m.
- District offices closed Thursday, Nov. 9 in observance of Veterans Day

15. Closed Session

- a) CONFERENCE WITH LEGAL COUNSEL – ANTICIPATED LITIGATION
Pursuant to California Government Code Section 54956.9 (2) (d)
Based upon condition of public property
- b) PUBLIC EMPLOYEE PERFORMANCE EVALUATION
Pursuant to Government Code Section 54947
Title: General Manager

16. Report on Closed Session

17. Consideration and Possible Action Regarding Proposed Changes to Contract, Salary, and / or Fringe Benefits of General Manager

18. Adjournment

NOTICES

AVAILABILITY OF AGENDA MATERIALS - Agenda exhibits and other writings that are disclosable public records distributed to all or a majority of the members of the Beaumont-Cherry Valley Water District Board of Directors in connection with a matter subject to discussion or consideration at an open meeting of the Board of Directors are available for public inspection in the District's office, at 560 Magnolia Avenue, Beaumont, California ("District Office") during business hours, Monday through Thursday from 7:30 a.m. to 5 p.m. If such writings are distributed to members of the Board less than 72 hours prior to the meeting, they will be available from the District Office at the same time or within 24 hours' time as they are distributed to Board Members, except that if such writings are distributed one hour prior to, or during the meeting, they can be made available in the Board Room at the District Office. Materials may also be available on the District's website: www.bcvwd.org.

REVISIONS TO THE AGENDA - In accordance with §54954.2(a) of the Government Code (Brown Act), revisions to this Agenda may be made up to 72 hours before the Board Meeting, if necessary, after mailings are completed. Interested persons wishing to receive a copy of the set Agenda may pick one up at the District's Main Office, located at 560 Magnolia Avenue, Beaumont, California, up to 72 hours prior to the Board Meeting.

REQUIREMENTS RE: DISABLED ACCESS - In accordance with Government Code §54954.2(a), requests for a disability related modification or accommodation, including auxiliary aids or services, in order to attend or participate in a meeting, should be made to the District Office, at least 48 hours in advance of the meeting to ensure availability of the requested service or accommodation. The District Office may be contacted by telephone at (951) 845-9581, email at info@bcvwd.org or in writing at the Beaumont-Cherry Valley Water District, 560 Magnolia Avenue, Beaumont, California 92223.

CERTIFICATION OF POSTING

A copy of the foregoing notice was posted near the regular meeting place of the Board of Directors of Beaumont-Cherry Valley Water District and to its website at least 72 hours in advance of the meeting (Government Code §54954.2(a)).

Beaumont-Cherry Valley Water District Board of Directors Quarterly Report – October 2023

Item 2a

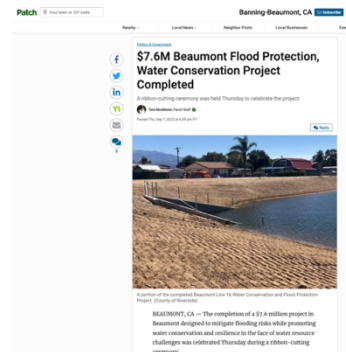

COMPLETED (July - September 2023)

Community Outreach/Public Relations

- **Collateral:** Backflow handout (*English & Spanish*)
- **Public Outreach:** MDP Line 16 stormwater project ribbon cutting
 - Talking points, General Manager & Board of Directors
 - Pre- and day-of- event support
 - Event photography and photo gallery
- **Media:** Stormwater project ribbon cutting media support
 - Coverage: Patch.com, September 7, **calculated value approximately \$1,500** (based on impressions)
 - Coverage: Front page Record Gazette and continued on page 7, September 15, **calculated value approximately \$6,237.50** (based on 30 column inches x5 for front page, 50 column inches x3 for page 7, full color)
- **Media:** Water Quality Report press release (*English and Spanish*)
 - Coverage: El Informador del Valle, July 20, **calculated value \$1,500** (based on standard ½ page ad x3)



Total Earned Media Value: \$9,237.50



Noticias Locales

El proveedor de agua local garantiza agua potable segura durante todo el año



- **Digital:** Ongoing conservation messaging, website and social media
- **Crisis planning/support:** Hurricane Hilary
- **Partnerships:** Regional partnership with San Geronio Pass Water Agency leveraged

Social Media Management *(see analytics snapshot below)*



- August social media schedule
- September social media schedule
- October social media schedule
- Boosting strategy and implementation
- Ongoing management activities, including monitoring

Monthly Reports & Meeting Participation

- Ad-hoc Communications Committee Meeting attendance
 - July 11
 - August 8
- Social media analytics reports:
 - July
 - August & September
- October quarterly Board report

Account Management

- Planning and strategy development *(ongoing, as needed)*
- Media and publication monitoring
- Weekly meetings with Director of Finance and Administrative Services



IN PROGRESS	
Community Outreach/Public Relations <ul style="list-style-type: none"> • Media: Water purchase update • Media: Stormwater project grant press release • Collateral: Fall newsletter • Collateral: Water purchase bill insert • Video: About BCVWD planning • Partnerships: Ongoing work to leverage regional partnerships Social Media Management <ul style="list-style-type: none"> • November social media schedule • Ongoing management activities, including monitoring 	Monthly Reports & Meeting Participation <ul style="list-style-type: none"> • Ad-hoc Communications Committee Meeting attendance • Social media analytics reports Account Management <ul style="list-style-type: none"> • Planning and strategy development <i>(ongoing, as needed)</i> • Media and publication monitoring • Weekly meetings with Director of Finance and Administrative Services

NEXT STEPS

Community Outreach/Public Relations

- **Collateral:** Discuss bill inserts
- **Digital:** Revisit eblast strategy
- **Video:** Film and produce About BCVWD
- **Media:** Identify upcoming priorities
- **Partnerships:** Ongoing work to leverage regional partnerships

Social Media Management

- Upcoming social media schedules
- Ongoing management activities, including monitoring

Monthly Reports & Meeting Participation

- Ad-hoc Communications Committee Meeting attendance
- Social media analytics reports
- End of year quarterly Board report

Account Management

- Planning and strategy development (*ongoing, as needed*)
- Media and publication monitoring
- Weekly meetings with Director of Finance and Administrative Services

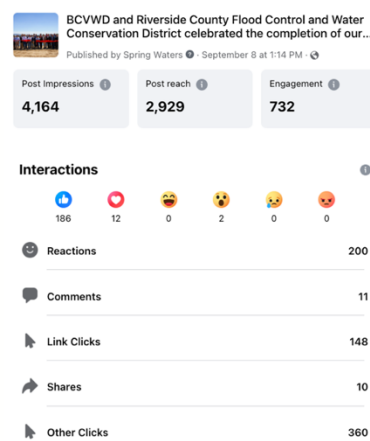
Facebook Analytics Highlights

- 260 total followers (up from 219 in December 2022)
- Boosting 2-3 posts per month (began in May) is gaining significant results
 - Gained 19 new followers in three months (July, August, September)
 - 461 link clicks from boosted posts over July, August, September
 - July Rain Day post saw an engagement of 458, with 94 link clicks
 - August Extreme Heat post had an engagement of 118, with 56 link clicks
 - September Ribbon Cutting post, received engagement of 732, with 148 link clicks
- Boosted posts are targeted geographically, so BCVWD's primary audiences are seeing and engaging with the content. During boost duration:
 - July Rain Day post reached 2,955 people in targeted audience
 - August Extreme Heat post reached 3,447 people in targeted audience
 - September Ribbon Cutting post reached 2,590 people in targeted audience
 - Total numbers are often higher after boost ends, due to organic reach continuing to grow.

Engagement is anyone who interacts with your post, including reactions, comments, shares and clicks.

Note: See also social media metrics reports for July 2023 and August-September 2023

Boosted



Boost duration:



MEMORANDUM

To: Beaumont Cherry Valley Water District
From: Townsend Public Affairs
Date: October 4, 2023
Subject: September 2023 Monthly Report

STATE LEGISLATIVE UPDATES

Overview of the 2023 Legislative Year

September 14 marked the final night of the 2023 Legislative Session, constituting the end of the first year of the two-year 2023-24 legislative cycle. The 2023 legislative year featured a number of anomalies, including a record number of freshman legislators, significant leadership changes in both houses, and the highest number of bill introductions in over a decade. In the final week of the Session alone, the Legislature had more than 700 bills that were still active. This set the stage for a frenetic pace of activity, with the Legislature determined to act on a number of consequential policy issues, including behavioral health reform, public safety reforms, conservatorship expansion, and proposed constitutional amendments that would enhance and protect local revenue sources.

Nevertheless, the Legislature decided the fate of a number of bills important to local governments in its final days of session. Of the 3,030 bills introduced this year, the Legislature passed close to 1,100 measures. As of October 1, the Governor has signed 209 bills, vetoed 11, and still has 738 bills (excluding proposed constitutional amendments and resolutions that do not require executive action) to consider before the October 14 deadline. During Governor Newsom's first four years in office, he vetoed between 7.9% and 16.5% of the bills sent to his desk each year for action. Governor Newsom's vetoes typically trend with concerns about a lack of state resources to effectively support the implementation of measures. It is anticipated that his vetoing of measures from the 2023 Legislative Session will follow a similar pattern.

The end of the 2023 Legislative Session also marked the beginning of Interim Recess. The Legislature will resume the second half of the 2023-24 Legislative Session on January 3, 2024. In the coming months, lawmakers are expected to return to their districts to meet with constituents and local stakeholders, hold staff retreats to determine policy priorities for the next year, and participate in informational hearings in preparation for major policy reforms anticipated next year.

Looking ahead, there are over 400 measures that did not meet specified deadlines for passage in 2023 and were held as "2-Year Bills." These measures will be eligible for consideration in January of 2024 and may be re-integrated into the legislative process along with other measures introduced at the beginning of the new session.

Below is an overview of a few of the bills the Legislature has passed onto the Governor's desk for final consideration, organized by issue area:

Water

Water policy continues to be a major legislative focus of the California Legislature every year regardless of statewide drought conditions. The adopted FY 2023-2024 Budget maintained \$8.1 billion in allocated funding from previous Budgets for drought resilience and response programs to help communities and fish and wildlife avoid immediate impacts from extreme drought, while advancing projects and programs that will improve the State's resilience to future droughts and floods.

Additional consideration and efforts were made to bolster the State's spending on drought and flood prevention through work on proposed bonds that aim to address climate priorities. The Senate and Assembly both worked to advance conversations around potential climate bonds with the hope of negotiating a deal for the November 2024 ballot. Funding categories for a proposed climate bond are anticipated to include water recycling, flood protection, clean energy, wildfire mitigation, coastal resiliency, and protection of agricultural resources.

Headlining the year's legislative agenda was a package of bills aimed at addressing the State's outdated and complex water rights system. Assembly Member Rebecca Bauer-Kahan's [AB 460](#) and Assembly Member Wick's [AB 1337](#) both proposed to increase the State Water Resources Control Board's authority to order diversion curtailments to all water rights holders, regardless of how old. These bills signaled a willingness of some individuals in the Legislature to change decades-old policies that afford different curtailment policies and procedures to pre-1914 water rights holders. AB 460 and AB 1337 were both held for the year and will be the subject of negotiations when the Legislature returns in January 2024.

Other topics of consideration this year that were successful in reaching the Governor's desk include additional perfluoroalkyl and polyfluoroalkyl substances (PFAS) source control measures, exemptions for Medium- and Heavy-Duty Zero-Emission Vehicle Fleet Purchasing for water and wastewater utilities, and a directive to eliminate non-functional turf irrigation with potable water.

Leadership Changes

As the Legislature's Interim Recess began in September, the 2023 Legislative Session served as a major year for legislative leadership changes, which included transitions of power from former Assembly Speaker Anthony Rendon and former Senate President Pro Tempore Toni Atkins. These changes were only accentuated by the record number of new state legislators – over a quarter of which took the oath of office for the first time last year.

Following nearly a year-long transition, June 30 marked the final day of the Session with Anthony Rendon as the Assembly Speaker, as Robert Rivas was sworn in to serve as the 71st Speaker of the Assembly. Assembly Member Rivas attempted to ascend to the Speakership in May 2022, following long and tense negotiations within the Democratic Caucus. It was then announced that a mid-session transition would take place following the final budget agreement.

Following this transition, the new Assembly Speaker Rivas announced his appointments for Speaker Pro Tem and Assembly Majority Leader. Assembly Member Cecilia Aguiar-Curry will assume the role of Speaker Pro Tem, and Assembly Member Isaac Bryan will be the new Majority Leader for the 62-member Democratic caucus. It is expected that Speaker Rivas will make

additional changes to Assembly policy committee chairs, which are likely to include high-profile committees overseeing issues like the state budget, appropriations, housing, and transportation.

In addition to the Assembly Speakership transition, Senate President Pro Tempore Toni Atkins announced during the final month of Session an agreement to transition Senator Mike McGuire into the Pro Tem position, with a final vote and ceremony to occur in early 2024. Senator McGuire was integral to several legislative victories, including the 2022 climate package and the infrastructure streamlining package negotiated alongside this year's state budget. It is anticipated that leadership changes as well as new Committee seats will be announced next year after the Pro Tem transition. Due to term limits, Senator McGuire is eligible to serve as Senate President Pro Tem in the California Senate until 2026, an intentional move to toe the line between progressives and moderates until a more permanent Speakership transition deal is reached.

Brown Act Reform

Following the COVID-19 pandemic and the expanded use of remote teleconferencing capabilities, the Legislature once again introduced several measures that sought to build upon existing Brown Act flexibilities for local agencies. Measures introduced included [AB 817](#) (Pacheco), which allows a subsidiary body of a local agency to use teleconferencing for its meetings without posting agendas at each teleconference location, identifying each teleconference location in the notice and agenda, making each teleconference location accessible to the public, and requiring at least a quorum of the subsidiary body to participate from within the local agency's jurisdiction, subject to certain conditions. Ultimately, this bill was made into a 2-year measure and can be acted upon in 2024. This can be partially attributed to concerns expressed by Local Government Committee chairs, who thought additional flexibilities could have unintended consequences, such as certain local officials opting to utilize teleconferencing instead of in-person appearances and interactions with constituents.

In addition to AB 817, the Legislature considered [AB 557](#) (Hart), which eliminates the sunset date on provisions of law allowing local agencies to use teleconferencing without complying with specified Ralph M. Brown Act (Brown Act) requirements during a proclaimed state of emergency. This measure was passed by the Legislature and is pending final action from the Governor. If signed into law, the bill allows local agencies to automatically go back into pandemic-style teleconferencing whenever there is a state of emergency that necessitates social distancing. Additionally, it extends the timeframe by which local governing bodies need to re-certify a state of emergency teleconferencing need, which used to be every 30 days. The bill would extend that to 45 days to minimize the instances where local agencies have to call special meetings just to recertify.

Given the recent leadership changes and the appointment of a new Assembly Local Government Committee Chair, it is likely that Brown Act reform measures will continue to be considered and could have alternative outcomes depending on the priorities and decisions of leadership.

Budget

This year's budget process was marred with uncertainty. Throughout the numerous budget proposals and revisions, the Administration and various watchdog agencies iterated concerns about a potential \$30+ billion deficit, which was compounded by an unprecedented tax return delay in response to the severe winter storms in January.

In accordance with constitutional deadlines, Governor Newsom signed the 2023 Budget Act, [SB 101](#), into law, which reflected a \$310.8 billion spending plan for the 2023-24 fiscal year. The agreement also closes an estimated \$32 billion budget deficit while setting aside about \$37.8 billion in reserves. In his budget presentation, the Governor emphasized that his Administration is not modeling for an impending recession, but is taking into account the potential for a “mild recession” in the coming years which could further impact the budget to the tune of an additional \$40 billion. He stressed the need to maintain and expand reserve resources. Further, the budget agreement included various spending cuts by pulling back on unallocated one-time spending funds, shifting to future bonds, and instituting funding delays.

During budget negotiations with legislative leaders, the Governor pushed forward several measures to expedite large-scale infrastructure projects by, in part, accelerating the judicial review of CEQA lawsuits and providing funding for transit operations. Ultimately, the negotiations resulted in the Governor conceding to remove the proposed Delta Tunnel water project from being eligible for expedited CEQA review. Key accounts related to housing, homelessness, public safety, and transportation have mostly stabilized from budget amounts in the past few years.

Since the passage of the Budget Act, the Legislature considered and voted on two additional budget “clean-up” packages to make technical spending revisions and budget for additional programs. It is likely that next year’s budget agreement will include careful spending practices to offset any lingering deficit impacts.

Revenue and Taxation

Late into the final night of the Session, [ACA 1](#) (Aguiar-Curry) and [ACA 13](#) (Ward) passed the second house floor, both of which constitute major reforms to protect and enhance local revenue-generating tools. Because these measures propose amendments to the California Constitution, they will face consideration from the voters at the November 2024 General Election.

ACA 1 allows voters to decide whether a 55% threshold for approving special taxes or incurring bonded indebtedness to fund the construction, reconstruction, rehabilitation, or replacement of public infrastructure or affordable housing projects is an appropriate standard. 2023 marked the fifth year Assembly Member Aguiar-Curry attempted to move the measure forward. The legislation took numerous iterations of amendments, including language that limits the number of propositions authorized by the measure a local government can place on the ballot until all funds from a proposition have been committed, along with other transparency requirements.

ACA 13 requires an initiative constitutional amendment to comply with any increased voter approval threshold that it seeks to impose on future ballot measures. Additionally, ACA 13 guarantees in the state constitution the ability of local governments to submit advisory questions to voters. The most recent amendments specify that the measure’s voter threshold requirement would “apply to statewide initiative measures that appear on the ballot on or after January 1, 2024.

ACA 13 was introduced in response to the Taxpayer Protection and Government Accountability Act, which seeks to raise vote threshold requirements for the passage of state and local tax measures and imposes a stringent burden of proof standard that local governing bodies must meet when modifying or increasing all taxes and fees by justifying their use, need, and duration. The measure has qualified for the November 2024 ballot and is sponsored by the California

Business Round Table and its affiliates. If enacted by voters, it would make it extremely difficult for local governments to maintain existing tax revenues and modify them in the future.

After the bill was approved by the Assembly on the final night of the session, Assembly Member Ward and Assembly Leadership [announced](#) that they would be holding ACA 13 at the Assembly Desk until November 1st (2023) and would then process the measure. While this may seem like a minor processing item, the practical effect is that ACA 13 will not be processed in time to be placed on the March 2024 primary election ballot but will instead be placed on the November 2024 general election ballot.

ACA 13 contains language that states its provisions apply to initiatives that appear on the same ballot, so if ACA 13 passes on the November 2024 ballot, its provisions would apply to initiatives on that same ballot, such as the Taxpayer Protection and Government Accountability Act. It is possible that the Legislature will continue to negotiate with the California Business Round Table to reach a compromise in advance of next year's November General Election. If that compromise requires legislative action, the Legislature will have until June 2024 to approve a new measure.

“Taxpayer Protection and Government Accountability Act” Initiative Challenged in Court

On September 26, Governor Newsom, the Legislature, and voter John Burton filed an emergency petition with the California Supreme Court on Tuesday seeking to remove the “Taxpayer Protection and Government Accountability Act” initiative from the November 2024 Ballot.

The Act, sponsored by the California Business Roundtable (CBRT) and its affiliates, seeks to raise voter thresholds to pass state and local taxes and requires local governments to provide a high standard of proof justifying the use, duration, and need for taxes and fees. If passed by voters, the Act would apply to any tax and certain fees adopted after Jan. 1, 2022. Local governments would have one year to ask voters to reapprove those taxes. The Act also imposes new requirements for the ballot materials used to submit taxes to voters. Passage of the Act would result in the loss of billions of dollars annually in critical state and local funding, restricting the ability of local agencies and the State's ability to fund specific services and infrastructure.

The Legislature and Governor argue that the proposed ballot initiative unlawfully revises the state constitution and upends essential state and local government functions, such as the ability to “impose” rather than “propose” tax initiatives required to maintain basic government activities. A petition for a Writ of Mandate in this circumstance is used to question the validity of an initiative before it is considered by voters. Overall, it signals the desire from the Legislature and executive branch to take any actions necessary to stop the harmful measure from becoming law.

State Insurance Commissioner Initiates Regulatory Process for Wildfire Home Insurance

In the final days of the 2023 Legislative Session, it was rumored that the Governor and lawmakers representing fire-prone areas were working on a legislative deal that could let insurance rates go up in an attempt to get insurers to come back to California. Earlier this year, insurance giants State Farm and Allstate announced they would no longer offer new policies due to climate change-fueled disasters and high building costs. Since 2017, the largest and deadliest wildfires to happen in state history have destroyed more than 50,000 homes, buildings, and other structures in California.

A state-run pool that serves as the insurer of last resort for many could face pressure as enrollments surge. The state pool — the California Fair Access to Insurance Requirements (FAIR)

Plan — provides basic fire insurance coverage for properties in high-risk areas when traditional insurance companies will not. Enrollments have jumped in recent years to 272,846 homes in 2022.

All in all, these circumstances led to a push from insurance regulators and lawmakers to act before the start of next year's fire season. While the efforts did not result in a legislative proposal before the end of the Session, on September 21, Governor Newsom issued an [Executive Order](#) urging Insurance Commissioner Ricardo Lara to take swift action to address issues with the insurance market and expand coverage options for consumers, while maintaining consumer protections and keeping plans affordable.

Later that afternoon, Insurance Commissioner Lara announced a set of new rate-setting regulations. Under the terms of the agreement, insurance companies that want to operate in California will be required to increase their presence in disaster-prone areas to at least 85 percent of their market share elsewhere in the state when they file to update their rates. For instance, if an insurance company provides 10% of the homeowner policies across California, they would be required to provide 8.5% of the coverage in areas deemed "at-risk". They will also have to bring on policyholders from the state's FAIR Plan, thus skirting the insolvency of the fund.

In exchange, insurance companies will be allowed to use forward-looking catastrophe modeling when they set their rates, models that consumer advocates have objected to in prior negotiations on the grounds that they will lead to higher insurance costs tied to increasing wildfire risk. Companies may also be allowed to incorporate the costs they pay for reinsurance in California, to hedge against their own risk, in the rates they charge.

The proposed regulatory framework is still in its fledgling stage and will require a transparent rulemaking and public comment process. It is likely that legislators will introduce legislation addressing the issue during the 2024 legislative session that compliments the regulatory actions, such as requiring insurance companies to use a transparent and uniform catastrophe modeling tool in order to calculate risk.

FEDERAL LEGISLATIVE UPDATES

The Senate resumed session during the first week of September, and the House returned on September 12. Within the last few weeks of September, the two chambers faced coming to an agreement on government funding before the current budget agreement lapsed on September 30. To avoid a shutdown, Congress approved a stopgap funding measure through November 17.

House Votes to Remove Representative Kevin McCarthy as Speaker

In a stunning and historic move, the U.S. House of Representatives voted on October 3 to remove Kevin McCarthy from the office of Speaker of the House. The vote was 216 to 210 with all Democrats joining a faction of eight Republicans. The House will now need to elect a new Speaker, a process with an uncertain timeline and uncertain outcome.

For legislative business to resume in the House, a Speaker must first be elected. This injects a high level of uncertainty into negotiations around government funding. The seven-week stopgap funding measure which passed on September 30 was the impetus among the far-right faction for

the vote to remove McCarthy, but it also only buys Congress until November 17 to complete its work on Fiscal Year 2024 appropriations or pass another stopgap.

Without a Speaker, the House cannot move bills nor negotiate with the Senate on a path forward. Until a Speaker is elected the path forward on other legislative business is uncertain.

Congress Averts Government Shutdown, Passes Short-term Extension of Federal Funding

Defying conventional wisdom, Congress averted a shutdown on September 30 by approving a stopgap funding measure through November 17. The continuing resolution (CR) funds the government at existing Fiscal Year 2023 levels for the next seven weeks, buying Congress more time to negotiate new funding levels for Fiscal Year 2024.

If Congress is unable to pass funding legislation before November 14, the federal government will experience a lapse in appropriations. This phenomenon, commonly known as a government shutdown, can have wide-ranging impacts due to the interruption of key federal services. The potential impacts of a government shutdown are contingent on many factors, making exact impacts difficult to predict.

The next weeks leading up to the new funding deadline will be dramatic ones. Speaker Kevin McCarthy needed to rely on the support of more Democrats than Republicans to get the CR out of the House. This angered several of his most ardent detractors on the Right who have vowed to try and oust McCarthy from the Speakership. The recent fight over government funding has laid bare the fact that Speaker McCarthy does not control a governing majority in the House. This dynamic, and growing mistrust among House members will shape the coming debate on government funding for the rest of FY24.

The seven-week stopgap may have kept the lights on for now, but it does nothing to resolve the larger fights over full FY24 funding.

The House canceled its planned two-week recess in October and will spend the rest of the month working on their remaining FY24 appropriations bills. The Senate's agenda is a little less certain. Majority Leader Chuck Schumer had brought up three of the Senate's appropriations bills for debate in September only to have them filibustered for more than two weeks before pivoting to work on their own version of a CR. The Senate may try to once again vote on appropriations bills in order to exert leverage over the House, or they could spend time approving nominees while waiting to see what the House is able to approve or not approve.

Laphonza Butler Appointed to Complete California Senate Term

Following the passing of Senator Dianne Feinstein, California Governor Gavin Newsom appointed Laphonza Butler to complete the senator's term which expires on January 3, 2025. Senator-designate Butler will be sworn into office by Vice President Kamala Harris in the first week of October.

To take office Senator-designate Butler will be stepping down from her current role as President of EMILY's List, a political action committee with the aim of electing Democratic women to office. Before joining EMILY's List, Senator-designate Butler worked as a political consultant and Director of Public Policy and Campaigns for Airbnb. Additionally, she served for nearly 20 years

as an organized labor leader within SEIU, serving as SEIU International Vice President and president of the SEIU California State Council.

By appointing Ms. Butler, Governor Newsom avoids picking a candidate already in the running for Senator Feinstein's seat. Longtime Representative Barbara Lee, who is the highest-ranking Black woman appointed to Democratic leadership, is up against fellow Democratic Representatives Adam Schiff and Katie Porter, two of the House's top fundraisers who have already amassed millions of dollars each for their bids. Senator-designate Butler has not yet indicated if she too will run in the already competitive primary, however, Governor Newsom indicated that his appointment was free to do so, contrary to comments made a few weeks ago that he would be appointing a placeholder to the position.

Beaumont Cherry Valley Water District Grant Opportunities

Administrator & Grant Name	Application Info	Matching Funds	Eligible Projects / Updates	Application Deadline/Potential Eligible Project
Department of Homeland Security (DHS) State and Local Cybersecurity Grant Program	TBA	TBA	The goal of SLCGP is to assist SLT governments with managing and reducing systemic cyber risk. CalOES submitted their cybersecurity plan to FEMA/DHS by the end of September. CalOES intends to publish information on how local governments can apply for funding in the coming month.	TBD
Department of Agriculture (USDA): Forest Service Community Wildfire Defense Grant Program	Creating or updating a CWPP: \$250,000 max award Implementing a project described within a CWPP: \$10 million max award	10-25 percent match	CWDG is intended to help at-risk local communities and Tribes plan for and reduce the risk of wildfire. The program provides funding to communities to: <ol style="list-style-type: none"> 1. Develop and revise Community Wildfire Protection Plans (CWPP). 2. Implement projects described in a Community Wildfire Protection Plan that is less than ten years old. 	October 31, 2023
Bureau of Reclamation WaterSMART Drought Resiliency Grant Program	Up to \$5 million	50 percent match required	Project types that seek to mitigate the impact of drought conditions include the following: <ul style="list-style-type: none"> • System modifications or improvements • Projects that improve storing water and/or recharging groundwater supplies 	October 31, 2023



Administrator & Grant Name	Application Info	Matching Funds	Eligible Projects / Updates	Application Deadline/Potential Eligible Project
			<ul style="list-style-type: none"> Developing alternative sources of water supply including water treatment Groundwater recovery 	
Bureau of Reclamation WaterSMART Environmental Water Resources Projects	\$160 million in funding annually TBD	TBD	WaterSMART Environmental Water Resources Projects is a new category of funding to support projects focused on environmental benefits and that have been developed as part of a collaborative process to help carry out an established strategy to increase the reliability of water resources.	NOFO Expected Winter 2023 <i>Recycled Water Booster Station</i>
Bureau of Reclamation: Water Resources and Planning Office WaterSMART Planning and Project Design Grants For FY 2023 and FY 2024	No min award amount Max Award: \$400,000	Match required	Through Planning and Project Design Grants, Reclamation provides funding for collaborative planning and design projects to support water management improvements. This includes funding for: (1) Water Strategy Grants to conduct planning activities to improve water supplies (e.g., water supplies to disadvantaged communities that do not have reliable access to water, water marketing, water conservation, drought resilience, and ecological resilience); (2) Project Design Grants to conduct project-specific design for projects to improve water management; and (3) comprehensive Drought Contingency Plans. Note that funding to develop a water marketing strategy is now available through (1) Water Strategy Grants.	Proposals received prior to October 17, 2023 will be considered for FY 2023 funding. Proposals received after October 17, 2023 and before April 2, 2024 will be considered for FY 2024 funding.
Department of Water Resources Riverine Stewardship Program/Urban Streams Program (USP)	\$6.5 million in available funding, \$2 million DAC set-aside	Varies – for USP, 20% unless located in a DAC	Provides funding for planning and implementation of projects that restore streams, creeks, and rivers to enhance the environment for fish, wildlife, and people. This includes: <ul style="list-style-type: none"> Fish-related improvements Flood risk reduction Riparian, floodplain, and stream channel restoration Climate adaptation The Urban Streams Program provides funding for projects which accomplish the following goals:	Ongoing <i>Flood Mitigation</i>



Administrator & Grant Name	Application Info	Matching Funds	Eligible Projects / Updates	Application Deadline/Potential Eligible Project
			<p>(1) Protecting, enhancing, and restoring the natural ecological value of streams;</p> <p>(2) Preventing future property damage caused by flooding and bank erosion;</p> <p>(3) Promoting community involvement, education, and riverine stewardship.</p> <p>Certain subgrant categories (under the RSP and San Joaquin Fish Population Enhancement Program) are geographically limited to water tributaries and sources fed by the Delta or that receive water from the State Water Project or Central Valley Project, either directly or by exchange, by means of diversion from the Delta – may not apply in our case. The USP is applicable statewide.</p>	
<p>Bureau of Reclamation: Water Resources and Planning Office</p> <p>WaterSMART Cooperative Watershed Management Program Phase I for FY 2023</p>	<p>Min Award: \$10,000</p> <p>Max Award: \$300,000</p>	No match required	<p>The objective of this program is to invite applicants to develop a watershed group, complete watershed restoration planning activities, and design watershed management projects. A “watershed group,” is defined as a grassroots, non-regulatory entity that addresses water availability and quality issues within the relevant watershed, is capable of promoting the sustainable use of water resources in the watershed, makes decisions on a consensus basis, and represents a diverse group of stakeholders</p>	<p>First application due December 5, 2023</p> <p>Second application due September 3, 2024</p>
<p>California Water Board</p> <p>Drinking Water State Revolving Fund (DWRSF)</p>	No maximum, minimum request amounts	Loan*	<p>Planning/design and construction of drinking water infrastructure projects including:</p> <ul style="list-style-type: none"> • treatment systems • distribution systems • interconnections • consolidations • pipeline extensions • water sources • water meters • water storages 	<p>Rolling</p> <p><i>Pipeline Replacement/ Extension Project</i></p>



Administrator & Grant Name	Application Info	Matching Funds	Eligible Projects / Updates	Application Deadline/Potential Eligible Project
			<p>*This is a low-interest financing program, grants are conditionally made available depending on funding availability and applicant need. The DWRSF and the CWRSF are also where the water board is allocating much of the BIL water infrastructure funding, so grants may become more accessible.</p>	
California Water Board Clean Water State Revolving Fund (CWRSF)	No maximum, minimum request amounts	Loan*	<p>Using a combination of federal and state funds, state CWSRF programs provide loans to eligible recipients to:</p> <ul style="list-style-type: none"> • construct municipal wastewater facilities, • control nonpoint sources of pollution, • build decentralized wastewater treatment systems, • create green infrastructure projects, • protect estuaries, and • fund other water quality projects. <p>*This is a low-interest financing program, grants are conditionally made available depending on funding availability and applicant need. The DWRSF and the CWRSF are also where the water board is allocating much of the BIL water infrastructure funding, so grants may become more accessible. These grants are often – though not always – allocated for DAC's.</p>	Rolling <i>Raw Water Filtration System</i>
State Water Resources Control Board 2022 Clean Water Act Section 319 Nonpoint Source Pollution Grant	TBD, estimated \$500,000 - \$800,000	25% (tentative)	<p>This grant program would be contingent on the State Water Board receiving additional funding from the EPA in Summer 2022 to continue this program into the current fiscal year – this is likely, but not certain.</p> <p>The program primarily funds implementation projects, but occasionally offers grants for planning projects. Examples of projects include livestock fencing to reduce sediment and nutrient discharges, agricultural best management practices to reduce pesticide and nutrient discharges, dredging contaminated sediment from pesticide-impaired waters, habitat restoration such as installation of large woody debris and riparian revegetation, and rural road inventories and repairs to reduce sedimentation and erosion. Most awards go to projects that improve impaired waters, but a small amount of funding goes to</p>	TBD – if program is renewed



Administrator & Grant Name	Application Info	Matching Funds	Eligible Projects / Updates	Application Deadline/Potential Eligible Project
			projects that protect high-quality waters, or that address a nonpoint source pollution problem created by wildfire.	
Department of Water Resources Small Community Drought Relief Program	No minimum request amount, maximum ~5 million	none	Funding for long-term drought resiliency and emergency projects relief for small, rural communities. Applications are accepted on a rolling, first-come, first-served basis – anticipated additional funding in FY23.	December 29, 2023 <i>Well Maintenance/ Replacement</i>





**Beaumont-Cherry Valley Water District
Regular Board Meeting
October 11, 2023**

Item 2c

Legislative Action and Issues Update

FEDERAL

10/3/2023 FEDERAL NEWS: (From CSDA) **Speaker removed:** Congressman Kevin McCarthy, R-Calif., has been removed as Speaker of the U.S. House of Representatives. This is the first time in American history a motion to vacate has succeeded. The vote tally was 216-210.

Next steps – In line with a post-9/11 procedure, the Clerk has a list of people Congressman McCarthy shared when he became Speaker. A temporary successor will be pulled from that list. The House will now need to elect a new speaker, but there is no clear alternative and it remains possible Congressman McCarthy could return to the position. The National Special Districts Coalition (NSDC), of which CSDA is a founding member, is closely monitoring the situation and will keep CSDA and our members updated.

Shutdown averted: In what was an unexpected eleventh-hour turnaround, the U.S. House of Representatives passed, 335-91, Saturday morning a continuing resolution (CR) to fund federal government programs at Fiscal Year 2023 levels for another 45 days. The Senate approved 88-9.

The Continuing Appropriations Act of 2024 and Other Extensions Act (H.R. 5860) will keep government offices open and prevents federal grant and finance programs from pausing their administration until November 17. The CR also addresses other major issues Congress has been debating with no resolve ahead of a September 30 deadline for other programs.

In the event Congress cannot resolve major differences on across all 12 FY24 appropriations bills by November 17 without another CR, federal agencies will again issue shutdown guidelines with similar, if not the same, local impacts.

Senator Dianne Feinstein successor: With the passing of Sen. Diane Feinstein (D-Calif.), Governor Gavin Newsom appointed Laphonza Butler, the president of EMILY's List, to serve the remainder of Feinstein's term. The California primary for the seat is March 5; Rep. Adam Schiff, Rep. Katie Porter, and Rep. Barbara Lee are the front runners. Senate Democrats expect to swear in Laphonza Butler by the middle of the week.

CHANGES MADE		NO CHANGES MADE	NEW SINCE LAST UPDATE
Issue	Status	Description	
HR 1 Lower Energy Costs Act	3/14/23 Introduced 3/30/23 Passed House 10/3: No change in status	Aims to lower energy costs by increasing American energy production, exports, infrastructure, and critical minerals processing, by promoting transparency, accountability, permitting and production of American resources, and by improving water quality certification and energy projects, and for other purposes.	

HR 924 – Stop The Delta Tunnel Act	2/9/23 – Reintroduced 2/9: Ref to House Com on Transportation and Infrastructure 2/10: Ref to Subcommittee 10/3: No change in status	<p>This bill prohibits the U.S. Army Corps of Engineers (USACE) from issuing a federal permit that would be necessary to build the proposed Delta Conveyance Project in California. Specifically, the USACE may not issue a Section 404 permit (i.e., a permit that allows for the discharge of dredged or fill material into navigable waters) for the project.</p> <p>The USACE published a draft environmental impact statement in December 2022 about the project, which involves constructing new California State Water Project diversion and conveyance facilities in the Sacramento-San Joaquin Delta. The Delta Conveyance Project includes an underground tunnel to deliver water south of the delta.</p> <p>Press release from Harder’s office: Bill will prohibit the Army Corps of Engineers from advancing the project.</p> <p>Representative Josh Harder (CA-9) reintroduced his <i>Stop the Delta Tunnel Act</i> which prohibits the Army Corps of Engineers from issuing a federal permit necessary for the State of California to build the Delta Conveyance Project, commonly known as the Delta Tunnel. Rep. Harder is a longtime opponent of the Delta Tunnel project, first voicing his opposition in 2018. KCRA3 News has called Rep. Harder’s <i>Stop the Delta Tunnel Act</i>, “the strongest step yet to stop the state’s proposed giant water tunnel from gaining ground.” Read the bill online here.</p>
HR 1407 – Financing Lead Out of Water Act	3/7/23: Introduced, ref to Com on Ways and Means 10/3: No change in status	Allows bonds issued by public water utilities to finance the replacement of private lead service lines to bypass the IRS “private business use” test
HR 1520 – Reauthorization of the Energy and Efficiency Conservation Block Grant	3/7/23: Introduced 3/9 – Ref to House Com on Energy & Commerce 10/3: No change in status	Provides grants to state, local and tribal governments to support initiatives that will reduce fossil fuel emissions and conserve energy
HR 1721 /S 806 – Healthy H2O Act	3/22/23: Introduced and ref to Com on Agriculture 4/25: Ref to Subcom on Commodity Markets, Digital Assets, and Rural Development. 10/3: No change in status	Provides grants for water testing and treatment technology directly to individuals and nonprofits in rural communities. Water quality systems installed at the faucet or within a building can provide immediate and ongoing protections from known and emerging water contaminants, like PFAS, lead and nitrates

HR 1837 Investing in Our Communities Act	3/28/23: Introduced, ref to Com on Ways and Means 10/3: No change in status	Restores tax-exempt advance refunding for municipal bonds so state and local governments can more efficiently invest in projects throughout their communities.
HR 4540 Water Infrastructure Enhancement Act of 2023	7/11/23: Introduced Ref to Com on Energy & Commerce 10/3 No change in status	Amends the Safe Drinking Water Act to establish a program to provide grants to suppliers of water for the purpose of making infrastructure improvements to public water systems, and for other purposes.
HR 4584 National Wildland Fire Risk Reduction Program Act	7/12/23: Introduced Ref to Committees on Science, Space and Technology, and to Econ Development 10/3 No change in status	Improves the Federal effort to reduce wildland fire risks, and for other purposes. Zoe Lofgren press release: On 7/12, House Science, Space, and Technology Committee Ranking Member Zoe Lofgren (D-CA) was joined by Congresswoman Suzanne Bonamici (D-OR) to introduce the National Wildland Fire Risk Reduction Program Act , a comprehensive science authorization bill that will identify and invest in research and development, set up warning and forecast systems, develop observation and sensing technologies, and standardize data collection efforts to improve the nation's preparedness, resilience and response to wildfires. The bill will help to fill in knowledge gaps and strengthen coordination of wildfire science efforts across federal science agencies.
HR 4592 Cumulative Impacts Act	7/12/23: Introduced. Ref to Energy & Commerce 7/13: Ref to Water Resources and Environment 7/20 Author introductory remarks to House 10/3 No change in status	Establishes a Federal program of cumulative impact assessments under the Clean Water Act and Clean Air Act, and protections for environmental justice and frontline communities overburdened by air and water pollution.
HR 5664: Water Infrastructure Finance and Innovation Act (WIFIA) Amendments 2023	9/21/23 Introduced; Referred to the Committee on Transportation and Infrastructure, and in addition to the Committee on Energy and Commerce 9/22 Referred to the Subcommittee on Water Resources and Environment.	Reauthorizes the Water Infrastructure Finance and Innovation Act of 2014 and restore WIFIA funding and financing eligibility to state entities and non-federal cost shares in federally involved projects.

S 1449: Revitalizing the Economy by Simplifying Timelines and Assuring Regulatory Transparency	5/4/23: Read twice and referred to the Committee on Environment and Public Works 10/3: No change in status	RESTART Act. Reforms permitting and environmental review processes expediting the federal permitting process for important energy, infrastructure and transportation projects.
S.2250 Voluntary Groundwater Conservation Act	7/11/23: Introduced. Ref to Com on Agriculture, Nutrition and Forestry 10/3: No change in status	Creates a new voluntary groundwater easement program at the United States Department of Agriculture's (USDA) Natural Resource Conservation Service (NRCS) within the Agricultural Conservation Easements Program (ACEP).
S. 2162: Support to Rehydrate the Environment, Agriculture and Municipalities (STREAM Act)	6/22/23 – Introduced 7/19 Ref to Energy & Nat Resources, hearings held 10/3 No change in status	Would authorize \$750 million for storage, \$300 million for water recycling, \$150 million for desalination, and \$100 million for drinking water for disadvantaged communities. Would authorize grants for storage and conveyance projects that include environmental benefits, drinking water benefits for disadvantaged communities or other public benefits either as part of the project design or as part of a watershed restoration plan adopted together with the project.
S. 2202 Restore Aging Infrastructure Now (RAIN) Act	6/22/23 Introduced 7/19 Ref to Energy & Nat Resources 10/3 No change in status	Would authorize Reclamation to upgrade its aging canals and other facilities when they are repaired to serve multiple purposes, including environmental benefits, and drinking water for disadvantaged communities. Also incentivize agricultural and municipal irrigation districts to participate in these projects to add benefits by providing a 15% discount on the amount owed for repairing the facilities.
S.2161 Canal Conveyance Capacity Restoration Act	6/22/23 Introduced 7/19 Ref to Energy & Nat Resources 10/3 No change in status	Would authorize a one-third federal cost share for restoring canal capacity, including funding of \$289.5 million for the California Aqueduct
S.2286 Streamlining Federal Grants Act of 2023	7/12/23: Introduced. Ref to Com on Homeland Security and Govt Affairs 7/26 Committee ordered an amendment 10/3 No change in status	Improves effectiveness and performance of certain Federal financial assistance programs, and for other purposes. Sen. Gary Peters press release 7/17/23: WASHINGTON, D.C. – introduced bipartisan legislation that would help streamline the administration of grant programs across the federal government. Governments and organizations in small and rural communities often struggle when applying for federal grants because they lack the necessary resources to navigate a complicated application process. The senators' bill would simplify and streamline this application process to increase access to federal grants for all communities. The legislation builds on a <u>2019 law</u> led by Peters and Lankford that required federal grant programs to streamline data standards for applications and reporting.

CALIFORNIA

- Oct. 14 is the last day for the Governor to sign or veto bills.

Making Conservation a Way of Life: The State Water Resources Control Board has initiated the formal rulemaking action related to SB 606 and AB 1668 that were passed in 2018. The proposed text can be reviewed here: <https://www.waterboards.ca.gov/conservation/regs/docs/2023/proposed-reg-text-081723.pdf> It provides standards and calculations for indoor and outdoor water use and reporting requirements. There will be a public hearing on October 4. Written comments are due on October 14.

Initiative to Limit the Ability of Voters and State and Local Governments to Raise Revenues for Government Services: [Initiative 21-0042A1](#), "Taxpayer Protection and Government Accountability Act" **BCVWD – Oppose** / CSDA – Oppose / ACWA – Oppose

Resolution 2023-16 adopted by the Board in opposition was transmitted to the CSDA advocacy team.

The Board approved a Resolution in opposition at the 6/14/2023 meeting. Initiative sponsored by the California Business Roundtable qualified for the Nov. 2024 ballot. This initiative is the most consequential proposal to limit the ability of state and local governments to enact, modify, or expand taxes, assessments, fees, and property-related charges (i.e. water rates and more) since the passage of Propositions 218 and 26. If enacted, public agencies would face a drastic rise in litigation that could severely restrict their ability to meet essential services and infrastructure needs. To learn more about Initiative 21-0042A1 visit csda.net/voterlimitations.

More and more cities and agencies are voting to oppose the initiative: <https://www.calcities.org/news/post/2023/08/09/an-existential-threat-to-cities-is-on-the-2024-ballot>

CalMatters recent analysis: <https://calmatters.org/politics/2023/08/california-taxes-ambulance-fees/>

CHANGES MADE		NO CHANGES MADE	NEW SINCE LAST UPDATE	OF INTEREST TO BOARD	BILL IS DEAD
Issue	Status	Description (Most of the following descriptions have been provided by the CSDA)			
AB 62: Statewide Water Storage: expansion	12/6/2022: Introduced 5/10: First hearing. Ref to Suspense File 10/3 Failed deadline, now a 2-year bill. May be acted on in Jan 2024	Existing law declares that the protection of the public interest in the development of the water resources of the state is of vital concern to the people of the state and that the state shall determine in what way the water of the state, both surface and underground, should be developed for the greatest public benefit. This bill would establish a statewide goal to increase above- and below-ground water storage capacity by a total of 3,700,000 acre-feet by the year 2030 and a total of 4,000,000 acre-feet by the year 2040. The bill would require the state board, in consultation with the Department of Water Resources, to design and implement measures to increase statewide water storage to achieve the statewide goal. The bill would require the state board, beginning July 1, 2027, and on or before July 1 every 2 years thereafter until January 1, 2043, in consultation with the department, to prepare and submit a report to the Legislature on the progress made in designing and implementing measures to achieve the statewide goal.			

	AB 66: Natural Resources Agency: water storage projects: permit approval	12/6/22: Introduced 3/29 Read 2 nd time and amended 4/19: APPR – Ref to Suspense File 10/3 Failed deadline, now a 2-year bill. May be acted on in Jan 2024	Existing law establishes the Natural Resources Agency, composed of departments, boards, conservancies, and commissions responsible for the restoration, protection, and management of the state's natural and cultural resources. Existing law establishes in the agency the Department of Water Resources, which manages and undertakes planning with regard to water resources in the state. This bill would require the agency, and each department, board, conservancy, and commission within the agency, to approve the necessary permits for specified projects within 180 days from receiving a permit application, and would deem those permits approved if approval does not occur within this time period.
	AB 249: Water: School sites: lead testing: conservation	1/18/23: Introduced 3/29 Amended 3/30: Re-ref to Appropriations 5/22 Passed out of Suspense, 5/31 Passed Assm 7/13 Passed com, re-ref to APPR 8/21 Ref to APPR suspense file 9/11 Passed Senate 9/20 Enrolled and sent to Gov	BCVWD – Oppose / ACWA – Oppose / CSDA – Oppose CSDA OPPOSES. SUMMARY: Requires a community water system that serves a school site, as defined, with a building constructed before January 1, 2010, to test for lead in each of the school site's potable water system outlets, as defined, on or before January 1, 2027, and report its findings to the applicable school or local educational agency within 10 business days after receiving the results from the testing laboratory or within two business days if the water lead level from any potable water system outlet on the school site exceeds five parts per billion. The community water system, local educational agency, or school may request assistance from the state board or any local health agency responsible for regulating community water systems in developing the plan. This bill provides that it shall not apply to a building that was constructed after January 1, 2010. This bill provides that State Water Resources Control Board (SWRCB) shall allocate \$10,000,000 each fiscal year from 2024 to 2027 from the funds the board receives from the federal Infrastructure Investment and Jobs Act to the extent allowed under federal law, to pay for drinking water testing, drinking water filters, and related training for school personnel, at school sites subject to the water-testing requirement. This bill also provides that SWRCB shall allocate \$5,000,000 each fiscal year from 2024 to 2027, from its federal Drinking Water State Revolving Fund federal allocation, to the extent allowed under federal law, to pay for water efficient faucet and fixture replacements at school sites subject to the water-testing requirement.
	AB 281: Planning and Zoning: housing: post entitlement phase permits	1/24/23: Introduced 6/21: Passed, ref to Housing 7/11: Passed, re-ref to APPR 8/14 Passed committee 9/5 Passed Senate 9/12 Enrolled and sent to Gov	7/20 CSDA Update: CSDA worked with the author. Amendments were made and CSDA position changed to neutral. Would require a special district that receives an application for a post entitlement phase permit, as specified, to provide written notice to the applicant or local agency of additional information that may be required to begin to review the application for service or approval or next steps in the review process. The bill would require the special district to provide this notice within 30 business days of receipt of the application for a housing development with 25 units or fewer, and within 60 business days for a housing development with more than 25 units. By imposing additional duties on special districts, the bill would impose a state-mandated local program

	AB 334 Public Contracts: Conflict of Interest CHAPTERED, NOW LAW	1/30/23: Introduced, ref to Com Elections 6/7 Read 2nd time and amended, Ref to RLS 6/14 Re-ref to JUD 7/6: Passed, re-ref to APPR consent calendar 8/29 Enrolled	Current law prohibits members of the Legislature and state, county, district, judicial district, and city officers or employees from being financially interested in any contract made by them in their official capacity, or by any body or board of which they are members. Current law authorizes the Fair Political Practices Commission to commence an administrative or civil action against persons who violate this prohibition, as prescribed, and includes provisions for the collection of penalties after the time for judicial review of a commission order or decision has lapsed, or if all means of judicial review of the order or decision have been exhausted. Current law identifies certain remote interests in contracts that are not subject to this prohibition and other situations in which an official is not deemed to be financially interested in a contract. This bill would establish that an independent contractor, who meets specified requirements, is not an officer for purposes of being subject to the prohibition on being financially interested in a contract
	AB 340: CEQA: grounds for noncompliance	1/30/23: Introduced, ref to Coms on Natural Resources 3/27: In Com, hearing canceled by author 10/3 Failed deadline, now a 2-year bill. May be acted on in Jan 2024	The California Environmental Quality Act (CEQA) prohibits an action or proceeding from being brought in a court to challenge the approval of a project by a public agency unless the alleged grounds for noncompliance are presented to the public agency orally or in writing by a person during the public comment period provided by CEQA or before the close of the public hearing on the project before the issuance of the notice of determination. This bill would require the alleged grounds for noncompliance with CEQA presented to the public agency in writing be presented at least 10 days before the public hearing on the project before the issuance of the notice of determination. The bill would prohibit the inclusion of written comments presented to the public agency after that time period in the record of proceedings and would prohibit those documents from serving as basis on which an action or proceeding may be brought.
	AB 400: Local agency design-build projects: authorization CHAPTERED – NOW LAW	2/9/23: Introduced Ref to Local Govt 7/13 Read 3rd time, pending concurrence w/ Senate amendments 8/29 Enrolled	Current law authorizes local agencies, as defined, to use the design-build procurement process for specified types of projects, as prescribed. Current law, among other requirements for the design-build procurement process, requires specified information submitted by a design-build entity to be certified under penalty of perjury. These provisions authorizing the use of the design-build procurement process are repealed on January 1, 2025. This bill would remove the January 1, 2025, repeal date, thereby making these provisions operative indefinitely. CSDA SUMMARY: AB 400, sponsored by a partner association, makes the existing local government Design-Build Authority found in Public Contract Code Sections 22160-22169 permanent by eliminating the sunset of January 1, 2025.
	AB 460: State Water Resources Control Board: water rights and usage: interim relief procedures	2/6/23: Introduced 5/31 Read 1st time in Senate 6/27: Hearing canceled at request of author 10/3 Failed deadline, now a 2-year bill. May be acted on in Jan 2024	BCVWD – Oppose / ACWA – Oppose / CSDA – Watch ACWA News 7/21: Bill has failed to advance from Committee and is now a 2-year bill AB 460 would grant the State Water Resources Control Board new and sweeping authority to issue interim relief orders against water diverters and users. Additionally, these orders could be issued without holding a hearing in which water right holders could defend their actions. The bill would also authorize the State Water Board to enforce the orders by imposing onerous and costly requirements on water users. This could include curtailing diversions, imposing new minimum streamflow requirements, directing reservoir operations, requiring the diverter to conduct technical studies, and more.

	AB 469: Calif Public Records Act: Ombudsperson	2/6/23: Introduced 3/29: Authors revised 4/11: Passed and ref to Com on APPR 4/26: Suspense File 5/25 Passed Asm, ordered to Senate 7/3 Read 2nd time, re-ref to GO 7/11 Passed, ref to APPR 9/18 Enrolled and presented to Gov	Would establish a California Public Records Act Ombudsperson. Would require the California State Auditor to appoint the ombudsperson subject to certain requirements. Would require the ombudsperson to receive and investigate requests for review, as defined, determine whether the denials of original requests, as defined, complied with the California Public Records Act, and issue written opinions. Would require the ombudsperson to create a process to that effect, and would authorize a member of the public to submit a request for review to the ombudsperson consistent with that process. The bill would require the ombudsperson, within 30 days from receipt of a request for review, to make a determination, as provided, and would require the state agency to provide the public record if the ombudsperson determines that it was improperly denied. The bill would, if requested by the ombudsperson, require any state agency determined to have improperly denied a request to reimburse the ombudsperson for its costs to investigate the request for review. The bill would require the ombudsperson to create a process through which a person whose information is contained in a record being reviewed may intervene to assert their privacy and confidentiality rights, and would otherwise require the ombudsperson to maintain the privacy and confidentiality of records, as provided. The bill would require the ombudsperson to report to the Legislature, on or before January 1, 2025, and annually thereafter, on, among other things, the number of requests for review the ombudsperson has received in the prior year.
	AB 480: Surplus Land	2/7/2023 Introduced 4/27: Passed H&CD, ref to APPR 6/21 Author's amdmts 7/3 Read 2nd time 7/11 Passed Housing, ref to APPR 9/21 Enrolled and presented to Gov	Current law prescribes requirements for the disposal of surplus land by a local agency. If the local agency receives a notice of interest, the local agency is required to engage in good faith negotiations with the entity desiring to purchase or lease the surplus land. Current law defines terms for purposes of these provisions, including the term "exempt surplus land," which includes, among other things, surplus land that is put out to open, competitive bid by a local agency, as specified, for purposes of a mixed-use development that is more than one acre in area, that includes not less than 300 housing units, and that restricts at least 25% of the residential units to lower income households with an affordable sales price or an affordable rent for a minimum of 55 years for rental housing and 45 years for ownership housing. This bill would modify these provisions to require that the mixed-use development include not less than 300 residential units.
	AB 516: Mitigation Fee Act: fees for improvements: expenditure reports and audits	2/7/23: Introduced 4/27 Passed com, ref to APPR Consent Cal postponed by author 7/5: Amended, ref to APPR 7/12 Read 2nd time 9/13 Enrolled and presented to Gov	Update 7/20: CSDA led efforts to resolve issues with this bill and reports that Senate amendments restore clarity and assure that these fees operate under pre-existing audit requirements. The Mitigation Fee Act, requires a local agency that establishes, increases, or imposes a fee as a condition of approval of a development project to, among other things, determine a reasonable relationship between the fee's use and the type of development project on which the fee is imposed. The Mitigation Fee Act also imposes additional requirements for fees imposed to provide for an improvement to be constructed to serve a development project, or which is a fee for public improvements, as specified, including that the fees be deposited in a separate capital facilities account or fund. This bill would require a local agency that requires a qualified applicant, as described, to deposit fees for improvements, as described, into an escrow account as a condition for receiving a conditional use permit or equivalent development permit to expend the fees within a reasonable time of the deposit. The bill would require any fees not expended within this period to be returned to the qualified applicant that originally deposited the fees.

	AB 541: Calif Safe Drinking Water Act: wildfire aftermath: benzene testing	2/8/23: Introduced 6/7 Amended, ref to APPR 6/22 Haring postponed by author 7/5 Read 2nd time 9/18 Enrolled and presented to Gov	Would direct the State Water Resources Control Board, on or after January 1, 2024, to require a public water system, water corporation, or water district that has experienced a major wildfire event within their service territory to test their water source for the presence of benzene immediately following that major wildfire event.
	AB 557 – Open meetings: local agencies: teleconferences	2/8/23: Introduced 2/17 Com on LGOV 4/27 Authors revised 6/19 Author's amendments, re-ref to JUD 6/29: Passed Com, read 2nd time 9/12 Enrolled and presented to Gov	BCVWD – Support / ACWA – No position / CSDA – Sponsored CSDA's sponsored bill, <u>Assembly Bill 557 (Hart)</u> , Over 120 special districts and interested agencies throughout California have joined CSDA in supporting AB 557; if your agency wishes to get involved and support CSDA's efforts to get this bill signed into law, visit our <u>Take Action page for AB 557</u> and consider sending in a letter of support using either the sample template provided or by using CSDA's automated form letter process. AB 557 will eliminate the sunset included in the provisions added to the Brown Act by AB 361 (R. Rivas, 2021), effectively preserving those provisions added by CSDA's previously-sponsored legislation. AB 557 also revises the timeframe agencies have to pass a resolution reaffirming their temporary transition to emergency remote meeting procedures, increasing that window to 45 days (up from 30 days).
	AB 604: Mobile home parks: water utility charges	2/8/23: Introduced 2/17 Ref to Com on H&CD 3/29 Passed Com, ref to APPR 4/24 Passed APPR, Passed Assembly 5/3 In Senate. Ref to com JUD and E,U&C 7/11: Passed com, ref to APPR 7/12 Read 2nd time 9/11 Enrolled and presented to Gov	Under current law, a person or corp that maintains a mobile home park and provides water service to users through a submeter service system is not a public utility and is not subject to the jurisdiction, control, or regulation of the commission if each user of the submeter service system is charged at the rate which would be applicable if the user were receiving the water directly from the water corporation. Under current law, a mobile home park that provides water service only to its tenants from water supplies and facilities that it owns, not otherwise dedicated to public service, is not a water corporation, but that mobile home park is subject to the jurisdiction of the commission to the extent that, if a complaint is filed with the commission by tenants that represent 10% or more of the park's water service connections during any 12-mo. period, claiming that the water rates charged by the park are not just and reasonable or that the service is inadequate, the commission has jurisdiction to determine the merits of the complaint and determine whether the rates charged are just and reasonable and whether the water service provided is adequate. Current law prohibits the commission from making an order for the payment of reimbursement upon the ground of unjustness or unreasonableness if the rate in question has been previously declared by formal finding of the commission to be reasonable. The bill would provide that a person or other entity that maintains a mobilehome park or a multiple unit residential complex, and provides water service through a submeter service system, is exempt from regulation as a public utility if management complies with those limitations

	AB 627: Heavy duty trucks: grant program: operating requirements	2/9/23 Introduced 2/17: Ref to Coms on TRANS, and B&F 3/8 Hearing canceled by author 4/3 Amended, ref to TRANS 4/8 2 nd hearing canceled by author 10/3 Failed deadline, now a 2-year bill. May be acted on in Jan 2024	AMENDED: Existing law generally designates the State Air Resources Board as the state agency with the primary responsibility for the control of vehicular air pollution. Under existing law, a violation or failure to comply with a provision of the Vehicle Code constitutes an infraction. <i>This bill, commencing on January 1, 2035, and except as specifically exempted, would prohibit the operation of a heavy-duty diesel-fueled vehicle, as defined, within the city limits of any city identified by the state board as containing a disadvantaged community and meeting specified air pollution criteria with respect to diesel particulate matter, as specified. A violation of this prohibition, as a provision within the Vehicle Code, would be punishable as an infraction. By expanding the scope of an existing crime, the bill would impose a state-mandated local program.</i> This bill would require the South Coast Air Quality Management District to establish a statewide program to provide grants to operators of diesel-fueled heavy-duty trucks to replace a diesel-fueled truck with a new truck using a specified power source or to retrofit the diesel-fueled truck by replacing the diesel engine with a power source using a qualifying technology. The bill would require the SCAQMD to prioritize grants for certain purposes.
	AB 664: Calif Safe Drinking Water Act: domestic wells	2/9/23: Introduced 4/19 Passed APPR 4/24 Passed Assm, now in Senate 5/3: Ref to Com on EQ 5/24 Amended, ref to EQ 6/7 Passed com, re-ref to APPR 6/26: Suspense file 9/18 Enrolled and presented to Gov	<i>The California Safe Drinking Water Act provides for the operation of public water systems and imposes on the State Water Resources Control Board various duties and responsibilities for the regulation and control of drinking water in the state.- Existing law imposes certain responsibilities on public water systems and authorizes the state board to issue a citation to a public water system if the state board determines that the public water system is in violation of the act, or any regulation, permit, standard, or order issued or adopted under the act. Existing law requires a public water system to reimburse the state board for actual costs incurred by the state board for specified enforcement activities related to that water system, as provided.</i> <i>This bill would authorize the state board to issue a citation to any person if the state board determines that the person is in violation of the act, or any regulation, permit, standard, or order issued or adopted under the act. The bill would also require persons to reimburse the state board for actual costs incurred by the state water board for specified enforcement activities related to that person, as provided. The bill would expand the definition of "person," defined in existing law for purposes of the act to include individuals and various corporate and public entities, associations, and institutions, to also include the United States, to the extent authorized by federal law. To the extent that this bill would expand the scope of coverage of the act by applying its provisions to more persons and entities, thereby expanding the application of a crime, this bill would impose a state-mandated local program.</i> <i>(2) Existing law authorizes the board to order consolidation with a receiving water system, or extension of service to an area in preparation for consolidation, where a disadvantaged community is substantially reliant on domestic wells that consistently fail to provide an adequate supply of safe drinking water, or are at-risk domestic wells. Existing law provides that any domestic well owner within a consolidation or extended service area that does not provide written consent to the consolidation or extension of service shall be ineligible, until the consent is provided, for any future water-related grant funding from the state other than funding to mitigate a well failure, disaster, or other emergency. Existing law makes it a crime to knowingly commit certain acts related to safe drinking water, including violating an order issued by the board pursuant to the act that has a substantial probability of presenting an imminent danger to the health of persons.</i>

			<i>This bill would require the owner of any domestic well located within a consolidation or extended service area, if the owner does not provide written consent, to ensure that tenants of rental properties served solely by that domestic well have access to an adequate supply of safe drinking water. Until consent is provided, the bill would require the domestic well owner to test the drinking water from the domestic well once per year for primary and secondary water contaminants, provide the testing results to tenants, and provide or pay for uninterrupted replacement water service if the testing results demonstrate a violation of primary or secondary drinking water contaminant standards. The bill would require the state board to enforce these provisions relating to tenant rights only if the Legislature appropriates sufficient funds in the annual Budget Act or otherwise for that purpose. To the extent that knowingly violating an order of the board under these provisions, including an order to provide an adequate supply of safe drinking water in these circumstances, would expand the scope of a crime, this bill would impose a state-mandated local program.</i>
	AB 676: Water: general state policy	2/13/23: Introduced 6/22 Hearing postponed by author 8/21 Read 3rd time and amended 8/22 Read 2nd time 9/18 Enrolled and presented to Gov	Current law establishes various state water policies, including the policy that the use of water for domestic purposes is the highest use of water and that the next highest use is for irrigation. This bill would provide specific examples of specify that the use of water for domestic purposes, including, but not limited to, sustenance of human beings and household conveniences, purposes includes water use for human consumption, cooking, sanitary purposes, and care of household livestock, animals, <i>gardens, fire suppression and other safety purposes, and any other purpose determined to be a domestic purpose by a court, as specified</i>
	AB 754: Water: management planning – water shortages automatic conservation plan	2/13/23 – Introduced 7/3 Passed Com on NR&W, author's amendments 7/11 Ref to APPR 8/9 Hearing canceled at request of author 8/14 Amended by author, ref to APPR 8/21 Ref to suspense 9/1 In committee; held under submission 10/3 Failed deadline, now a 2-year bill. May be acted on in Jan 2024	<i>This bill would require a water shortage contingency plan to- include, if based on a description and quantification of each source of water supply, a single reservoir constitutes at least 50% of the total water supply, an identification of the dam and description of existing reservoir management operations, as specified, and if the reservoir is owned and operated by the supplier, a description of operational practices and approaches, as specified. The bill would require a water shortage contingency plan to include reservoir shortage levels relative to the target water supply storage curve that will trigger specified shortage response actions.</i> <i>This bill would-require, if based on specified findings related to water supply, a single reservoir constitutes at least 50% of the total water supply, the policies for declaring a water shortage to consider specified information related to that reservoir.</i>

	AB 764: Local Redistricting	<p>2/13 Read first time in Assembly 5/30 Passed Asm and ordered to Senate 6/7 Ref to E&CA and GOV and F 7/6 Passed committee after amendments 7/13 Read 2nd time and amended, re-ref to APPR 8/14 Ref to APPR suspense file 9/18 Enrolled and presented to Gov</p>	<p>CSDA Analysis: This bill proposes to enact the FAIR MAPS Act of 2023, a successor to the FAIR MAPS Act of 2018. The FAIR MAPS Act of 2023 establishes required protocols and processes for special district redistricting, much like how the 2018 Act did for local agencies. Notably, the provisions that apply to special districts are distinct from those that apply to other types of agencies; the difference in treatment acknowledges the disparity in resources held by special districts compared to other local governments.</p> <p>CSDA joined other local government associations in working to amend language related to the creation of a new private right of action that would have led to increased litigation. Plaintiffs taking legal action against special districts could potentially recover court costs and attorneys' fees. Recent amendments following the bill's passage in the Senate Governance and Finance Committee have significantly revised these and related provisions.</p>
	AB 817: Open meetings: teleconferencing: subsidiary body	<p>2/13/23: Introduced 3/20 Amended, re-ref to LGOV 4/15 Com hearing postponed 10/3 Failed deadline, now a 2-year bill. May be acted on in Jan 2024</p>	<p>This bill would allow "subsidiary bodies" (i.e., a legislative body that serves exclusively in an advisory capacity and is not authorized to take final action on legislation, regulations, contracts, licenses, permits, or any other entitlements) to meet remotely without the Brown Act requirements traditionally associated with teleconferencing (e.g., that agenda meeting notices are posted at all teleconference locations) and without regard to any emergency situation. Each member of the subsidiary body would be required to participate through both audio and visual technology.</p>
	AB 838: California Water Affordability and Infrastructure Transparency Act of 2023	<p>2/14/23 – Introduced 3/29 Ref to APPR 4/19: Suspense File 10/3 Failed deadline, now a 2-year bill. May be acted on in Jan 2024</p>	<p>Would require, <u>beginning</u> January 1, 2025, and <u>thereafter at intervals determined by the state board</u>, public water systems to provide specified information and data related to customer water bills and efforts to replace aging infrastructure to the State Water Resources Control Board. By requiring information and data to be provided to the state board, this bill would expand the scope of a crime and create a state-mandated local program.</p>

	AB 900: Aquifer recharge: grant program: streamlined permitting	2/13/23 – Introduced 2/8/23: Introduced 4/12 – Amended 4/17 Re-ref to W,P&W, passed, ref to APPR 5/10 Suspense File 10/3 Failed deadline, now a 2-year bill. May be acted on in Jan 2024	Current law requires the Natural Resources Agency to update every 3 years the state's climate adaptation strategy, known as the Safeguarding California Plan, and to coordinate with other state agencies to identify vulnerabilities to climate change by sectors and priority actions needed to reduce the risks in those sectors. Current law requires, to address the vulnerabilities identified in the plan, state agencies to maximize specified objectives, including promoting the use of the plan to inform planning decisions and ensure that state investments consider climate change impacts, as well as promote the use of natural systems and natural infrastructure, when developing physical infrastructure to address adaptation. This bill would add aquifers as part of the meaning of natural infrastructure.
	AB 1072: Water use conservation and efficiency: low income residential customers	2/15/23 – Introduced 3/27: In Com on W,P&W. Amended. 4/24: Passed as amended, re-ref to APPR 5/17 Suspense file 5/18 Hearing postponed by com 10/3 Failed deadline, now a 2-year bill. May be acted on in Jan 2024	Would declare the policy of the state that <i>all residents have</i> access to water conservation and efficiency <i>programs</i> . Would also set forth related findings incl. that reaching the state's environmental justice goals and commitments requires designing climate adaptation programs so that all households may participate. This bill would require, on and after January 1, 2025, urban wholesale water suppliers and urban water suppliers, as defined, to offer technical assistance and financial incentives, as described, to low-income residential customers to install efficient water conservation devices and climate resilient landscaping, as provided. The bill would require the department and the board to utilize, to the maximum extent allowable by law, existing funding programs to provide technical assistance and financial incentives for water conservation and efficiency to community water systems with fewer than 3,000 service connections serving disadvantaged communities, and to urban wholesale water suppliers and urban water suppliers that meet specified criteria. The bill would require the department and the board to prioritize assistance to community water systems with the greatest risks to water supply security. The bill would require the board, in cooperation with the department, prior to January 1, 2025, to hold at least one public workshop to solicit stakeholder input on technical assistance and financial incentive program design and implementation considerations. The bill would also require the board to adopt reporting requirements, as described, on or before July 1, 2026.
	AB 1205: Water rights: sale, transfer, or lease: agricultural lands permits and licenses temporary: water or water rights transfers	2/15/23 – Introduced 3/23: Ref to Com on W,P&W. Amended. 7/13 Read 2nd time and amended 8/21 Ref to APPR suspense file 9/14 Failed deadline, now a 2-year bill. May be acted on in Jan 2024	Would find and declare that speculation or profiteering by an investment fund in the sale, transfer, or lease of an interest in any surface water right or groundwater water right previously put to beneficial use on agricultural lands within the state is a waste or an unreasonable use of water. <i>This bill would require the State Water Resources Control Board to, on or before January 1, 2027, conduct a study and report to the Legislature and appropriate policy committees on the existence of speculation or profiteering by an investment fund in the sale, transfer, or lease of an interest in any surface water right or groundwater right previously put to beneficial use on agricultural lands, as specified. The bill would repeal this provision on January 1, 2031.</i>

<p>AB 1334: Mobilehome parks: additional spaces: exemption from additional fees or charges</p>	<p>2/15/23 – Introduced 3/2: Ref to Com H&CD 5/25 Passed Assm 5/26 Read 1st time in Senate 6/21 Passed Housing and G&F, ref to APPR 7/10 Suspense file 9/1 Failed deadline, now a 2-year bill. May be acted on in Jan 2024</p>	<p>Current law, the Mobilehome Parks Act, regulates various classifications of mobilehome and related vehicle parks, and imposes enforcement duties on the Department of Housing and Community Development and local enforcement agencies. The act authorizes any person to file an application with the governing body of a city or county for a conditional use permit for a mobilehome park. The act requires a person, before operating a mobilehome park, and each year thereafter, to obtain a valid permit from the Watch B. Watch Legislative Committee, Page 14 - March 30, 2023 enforcement agency in order to operate the park. The act also requires the owner of a mobilehome park to obtain a permit to create, move, shift, or alter park lot lines. This bill would authorize an owner of an existing mobilehome park that is subject to, or intends to qualify for, a valid permit to operate the park, to apply to the enforcement agency to add additional <i>specified</i> spaces to the mobilehome park not to exceed 10% of the previously approved number of spaces in the mobilehome park. <i>park, if the owner has not been served with a notice of violation that constitutes an imminent threat to health and safety.</i> Would exempt the additional spaces from any business tax, local registration fee, use permit fee, or other fee that does not apply to <i>fee, except those fees that apply to</i> the existing spaces in the park.</p>
<p>AB 1337: State Water Resources Control Board: water diversion curtailment shortage enforcement</p>	<p>2/16/23 – Introduced 5/18 Passed out of Suspense 5/31 Read 1st time in Senate 6/7 Ref to NR&W 7/10 Hearing postponed 3 times, and canceled by author 7/14 Failed deadline, now a 2-year bill. May be acted on in Jan 2024</p>	<p>BCVWD – Oppose / ACWA – Oppose / CSDA – Oppose</p> <p>ACWA News 7/21: Bill has failed to advance from Committee and is now a 2-year bill 5/17/23 – ACWA issued a Floor Alert BCVWD has registered its opposition and joined the Coalition Would authorize the State Water Resources Control Board to adopt regulations for various water conservation purposes, including, but not limited to, to prevent the waste, unreasonable use, unreasonable method of use, or unreasonable method of diversion of water, and to implement these regulations through orders curtailing the diversion or use of water under any claim of right. The bill would require the board to provide notice and an opportunity to be heard before issuing an order, except where an opportunity to be heard before the issuance of an order would be impractical given the likelihood of harm to the purposes of the various water conservation regulations. The bill would provide that a person or entity may be civilly liable for a violation of any regulation or order issued by the board pursuant to these provisions in an amount not to exceed \$1,000 for each day in which the violation has occurred and \$2,500 for each acre-foot of water diverted or used in violation of the applicable requirement. The bill would authorize the imposition of this civil liability by the superior court, as specified, or administratively by the board. The bill would provide that a regulation or order issued by the board pursuant to these provisions, or by emergency regulation, is exempt from the California Environmental Quality Act (CEQA).</p>
<p>AB 1379: Open meetings: local agencies: teleconference</p>	<p>2/17/23: Introduced 3/23 From com w/ author's amendments 4/24 First hearing canceled at request of author 10/3 Failed deadline, now a 2-year bill.</p>	<p>Would provide that a local agency may instead post agendas at a singular designated physical meeting location, rather than at all teleconference locations, remove the requirements to identify each teleconference location in the notice and agenda, that each teleconference location be accessible to the public, and that at least a quorum of the members participate from locations within the boundaries. The bill would instead provide that, for purposes of establishing a quorum of the legislative body, members of the body may participate remotely, at the designated physical location, or at both the designated physical meeting location and remotely. The bill would require the legislative body to have at least two meetings per year in which the legislative body's members are in person at a singular designated physical meeting location. Notably, AB 1379 also revises a number of provisions added to the Brown Act by AB 2449 (Lee, 2022)</p>

	AB 1490: Affordable housing development: adaptive reuse	<p>2/15/23: Introduced 4/10 Amended by author, re-ref to H&CD 4/19 Authors revised 4/27 ref to APPR 5/10 Read 2nd time and amended 5/17 Com on APPR – Suspense File 5/26: Read 1st time in Senate 6/7 Ref to Housing and G&F 6/27 Passed com w author's amendments 7/6 Passed APPR 7/10 Read 2nd time and amended. Re-ref to APPR 9/18 Enrolled and presented to Gov</p>	<p>7/20 CSDA Update: Bill has been amended to address concerns, and CSDA has changed to a neutral position. Current law requires the Department of Housing and Community Development to give priority with respect to funding under the Multifamily Housing Program to projects that prioritize adaptive reuse in existing developed areas served with public infrastructure, as specified. Per existing- law, the Housing Accountability Act prohibits a local agency from disapproving, or conditioning approval in a manner that renders infeasible, a housing development project, as defined for purposes of the act, for very low, low-, or moderate-income households or an emergency shelter unless the local agency makes specified written findings based on a preponderance of the evidence in the record. It shall not be construed to prohibit a local agency from requiring a housing development project to comply with objective, quantifiable, written development standards, conditions, and policies appropriate to, and consistent with, meeting the jurisdiction's share of the regional housing need, except as provided. That act further provides that a housing development project or emergency shelter shall be deemed consistent, compliant, and in conformity with an applicable plan, program, policy, ordinance, standard, requirement, or other similar provision if there is substantial evidence that would allow a reasonable person to conclude that the housing development project or emergency shelter is consistent, compliant, or in conformity.</p> <p>Under this bill, an extremely affordable adaptive reuse project on an infill parcel that is not located on or adjoined to an industrial use site would be an allowable use. Would provide that for purposes of the Housing Accountability Act, a proposed housing development project is consistent, compliant, and in conformity with an applicable plan, program, policy, ordinance, standard, requirement, or other similar provision if the housing development project is consistent with the standards specified in these provisions. Would require a local agency to determine whether the proposed development meets those standards within specified timeframes. The bill would define an extremely affordable adaptive reuse project for these purposes to mean a multifamily housing development project that involves retrofitting and repurposing of an existing building that includes residential units, as specified, and that meets specified affordability- requirements, including that 100% of the units be- dedicated to lower income households, 50% of which shall be dedicated to very low income households,- as specified.</p>
	AB 1563: Groundwater sustainability agency: groundwater extraction permit: verification	<p>2/17/23 – Introduced 5/25: Passed Assm 5/26: Read 1st time in Senate 6/7 Ref to NR&W and G&F 6/28 Passed com w/ Author's amendments 7/12 Hearing canceled at request of author 7/14 Failed deadline, now a 2-year bill.</p>	<p>Existing law authorizes a groundwater sustainability agency to request of the county, and requires a county to consider, that the county forward permit requests for the construction of new groundwater wells, the enlarging of existing groundwater wells, and the reactivation of abandoned groundwater wells to the agency before permit approval. This bill would instead require a county to forward permit requests for the construction of new groundwater wells, the enlarging of existing groundwater wells, and the reactivation of abandoned groundwater wells to the groundwater sustainability agency before permit approval. This bill contains other related provisions and other existing laws.</p>

	AB 1567: Safe Drinking Water, Wildfire Prevention, Drought Preparation, Flood Protection, Extreme Heat Mitigation, Clean Energy and Workforce Development Bond Act of 2023	2/17/23 – Introduced 3/13: Ref to W,P&W and Natural Resource. 5/10 APPR – Suspense File 5/31 Passed Assm 6/1 Read 1st time in Senate. Ref to RLS 6/14 Ref to com on NR&W, GOV&F 10/3 No change in status	The California Drought, Water, Parks, Climate, Coastal Protection, and Outdoor Access For All Act of 2018, approved by the voters as Proposition 68 at the June 5, 2018, statewide primary election, authorizes the issuance of bonds in the amount of \$4,100,000,000 pursuant to the State General Obligation Bond Law to finance a drought, water, parks, climate, coastal protection, and outdoor access for all programs. Article XVI of the California Constitution requires measures authorizing general obligation bonds to specify the single object or work to be funded by the bonds and further requires a bond act to be approved by a 2/3 vote of each house of the Legislature and a majority of the voters. This bill would enact the Safe Drinking Water, Wildfire Prevention, Drought Preparation, Flood Protection, Extreme Heat Mitigation, and Workforce Development Bond Act of 2023, which, if approved by the voters, would authorize the issuance of bonds in the amount of \$15,105,000,000 \$15,995,000,000 pursuant to the State General Obligation Bond Law to finance projects for safe drinking water, wildfire prevention, drought preparation, flood protection, extreme heat mitigation, clean energy, and workforce development programs.
	AB 1572: Potable water: nonfunctional turf	2/17/23 – Introduced 3/13: Ref to Com on Water, Parks,Wildlife 4/19 Passed as amended, ref APPR 4/20 Suspense File 5/22: Passed out of Suspense, 5/31 Passed Assm 6/1 Read 1st time in Senate. Ref to RLS 6/19 From com w/ author's amendments 7/10 Read 2nd time and amended. Re-ref to APPR 8/16 Amended by author, ref to APPR 8/17 Hearing postponed by committee 9/18 Enrolled and presented to Gov	8/27/23 News coverage: https://www.nbcbayarea.com/news/california/proposed-bill-would-limit-how-california-businesses-water-decorative-lawns/3302347/ ACWA Update: AB 1572 by Assembly Member Laura Friedman (D-Glendale) would create a regulatory structure around a prohibition on the use of potable water for the irrigation of nonfunctional turf on properties other than single-family homes. The bill was amended coming off the Assembly Suspense File in May with new definitions and additional clarity around local government coordination on enforcement. Based on these changes and the significant progress on amendments that ACWA has requested to date, ACWA's State Legislative Committee on May 26 changed the position from oppose-unless-amended to a watch-if-amended position. The last policy issue that is not fully resolved is the continued inclusion of multifamily housing within the scope of the bill. ACWA staff continues to coordinate with its turf policy work group and advocate for amendments. Existing law establishes various state water policies, including the policy that the use of water for domestic purposes is the highest use of water. This bill would make legislative findings and declarations concerning water use, including that the use of potable water to irrigate nonfunctional turf is wasteful and incompatible with state policy relating to climate change, water conservation, and reduced reliance on the Sacramento-San Joaquin Delta ecosystem. The bill would direct all appropriate state agencies to encourage and support the elimination of irrigation of nonfunctional turf with potable water. This bill contains other related provisions and other existing laws. This bill would prohibit the use of potable water, as defined, for the irrigation of nonfunctional turf located on commercial, industrial, and institutional properties other than a <i>cemetery and on properties of homeowners' associations, common interest developments, and community service organizations or similar entities</i> , as specified. The bill would require the State Water Resources Control Board to establish, no later than July 1, 2026, specified compliance and certification requirements. The bill would require owners of covered properties to certify their compliance with these provisions, as specified. The bill would authorize a public water system, city, county, or city and county to enforce these provisions, as specified. The bill would require the Governor's Office of Business and Economic Development to support small and minority-owned businesses that provide services that advance compliance with these provisions.

	AB 1573: Water conservation: landscape design: model ordinance	<p>2/17/23 – Introduced 3/9: Ref to Com on Water, Parks & Wildlife 3/23: Amended by author. Re-ref to com on W,P&W 4/19: Passed W,P&W, ref to APPR 7/6 From com w amendments 7/10 Read 2nd time and amended 8/16 Amended by author, re-ref to APPR 8/28 Ref to suspense 9/7/23 – Ordered to inactive by Sen. Stern</p>	<p>The Water Conservation in Landscaping Act provides for a model water efficient landscape ordinance that is adopted and updated at least every 3 years by DWR, unless the department makes a specified finding. Existing law requires a local agency to adopt the model ordinance or to adopt a water efficient landscape ordinance that is at least as effective in conserving water as the updated model ordinance, except as specified. Existing law specifies the provisions of the updated model ordinance, as provided. This bill would require the updated model ordinance to include provisions that require that plants included in a landscape design plan be selected based on their adaptability to climatic, geological, and topographical conditions of the project site, as specified. The bill would also exempt landscaping that is part of ecological restoration projects that do not require a permanent irrigation system, mined-land reclamation projects that do not require a permanent irrigation system, and existing plant collections, as part of botanical gardens and arboreetums open to the public, from the model ordinance. The bill would require the updated model ordinance to include provisions that require that all new or renovated nonresidential areas install plants that meet specified criteria, and that prohibit the inclusion of nonfunctional turf in nonresidential landscape projects after January 1, 2026. The bill would also revise the legislative findings and declarations to state that the model ordinance furthers the state's goal to conserve biodiversity and provide for climate resilience consistent with state drought efforts to eliminate the use of irrigation of nonfunctional turf.</p> <p>BBK Analysis: This bill would enact a prohibition on watering nonfunctional turf with potable water. What is surprising about the amount of time spent debating this bill in association meetings and calls is that there is little opposition to the central purpose of the bill. Putting drinking water on median strips has become almost unthinkable, yet the other details of the bill are truly difficult. Who is responsible for enforcement? SWRCB or local agencies? How is non functional turf defined? Despite little opposition to the core purpose of the bill, the details have been the focus of hours of debate and it is unclear if there will be broad consensus on the bill.</p>
	AB 1594: Medium and heavy duty zero emission vehicles: public agency utilities	<p>2/15/23: Introduced 4/25: Authors revised 4/25: Passed com, ref to APPR 5/10 Suspense File 5/22: Passed out of Suspense, ordered to 3rd reading 7/12, Passed as amended, ref to APPR 7/13 Read 2nd time and amended, re-ref to APPR 9/21 Enrolled and presented to Gov</p>	<p>CSDA supports. Amended due to Exec Order N-79-20. Executive Order No. N-79-20 establishes the goal of transitioning medium- and heavy-duty vehicles in California to zero-emission vehicles by 2045 for all operations where feasible and by 2035 for drayage trucks, and requires the State Air Resources Board to develop and propose medium- and heavy-duty vehicle regulations to meet that goal. Existing law establishes the Air Quality Improvement Program that is administered by the board for purposes of funding projects related to, among other things, the reduction of criteria air pollutants and improvement of air quality, and establishes the Medium- and Heavy-Duty Zero-Emission Vehicle Fleet Purchasing Assistance Program within the Air Quality Improvement Program to make financing tools and nonfinancial supports available to operators of medium- and heavy-duty vehicle fleets to enable those operators to transition their fleets to zero-emission vehicles. <i>This bill would require any state regulation that seeks to require, or otherwise compel, the procurement of medium- and heavy-duty zero-emission vehicles to authorize public agency utilities to purchase replacements for traditional utility-specialized vehicles that are at the end of life when needed to maintain reliable service and respond to major foreseeable events, including severe weather, wildfires, natural disasters, and physical attacks, as specified. The bill would define a public agency utility to include a local publicly owned electric utility, a community water system, and a wastewater treatment provider, as specified.</i></p>

AB 1639: Water systems: manufactured housing communities	2/17/23 – Introduced 10/3 Failed deadline, now a 2-year bill. May be acted on in Jan 2024	Existing law authorizes an owner of a master-metered mobilehome park or manufactured housing community that provides gas or electrical service to residents to transfer ownership and operational responsibility to the gas corporation or electrical corporation providing service in the area in which the park or community is located. This bill would, in addition to making specified findings and declarations, state the intent of the Legislature to enact future legislation to require water corporations to purchase, own, and operate water systems currently owned and operated by manufactured housing communities, upon request of the owner, to assume responsibility for direct delivery of water to residents of those communities, as specified.
--	--	--

ACA 1: Local Government Financing: affordable housing and public infrastructure: voter approval Constitutional amendment	12/5/22: Introduced 5/26: Ref to LGov 7/12, From Com , amended, re-ref to APPR 7/13 Read 2nd time and amended 8/23 Ref to APPR suspense file 9/20/23 CHAPTERED	This is the same legislation that has been introduced and failed over the last two legislative sessions. A resolution to propose to the people of the State of California an amendment to the Constitution of the State, by amending Sections 1 and 4 of Article XIII A thereof, by amending Section 2 of, and by adding Section 2.5 to, Article XIII C thereof, by amending Section 3 of Article XIII D thereof, and by amending Section 18 of Article XVI thereof, relating to local finance. The bill would lower the threshold for voter approval of to 55 percent. For detail: https://leginfo.ca.gov/faces/billNavClient.xhtml?bill_id=202320240ACA1 CSDA SUMMARY: This measure is a reintroduction of the same bill from the 2019-20 and 2021-22 sessions. It provides for a new 55% voter threshold for local agencies to pass special taxes for certain infrastructure and housing projects. It also provides the same threshold for local governments to pass General Obligation bonds for the same infrastructure and housing projects. There are strict accountability measures attached to these new mechanisms. This is a constitutional amendment and will require a 2/3rds vote in each house of the Legislature, as well as a vote of the people in 2023, to take effect. The prior-year measure was not taken up for a hearing or vote in 2022. (updated 2.3.23)
ACA 2: Water and Wildfire Resiliency Act of 2023	12/5/22: Introduced 4/20: Ref to W,P&W and Natural Resources 10/3 No change	Would establish the Water and Wildfire Resiliency Fund and require transfer of 3% of all State revenues that may be appropriated from the General Fund to the Water and Wildfire Resiliency Fund. Would require the monies in the fund to be appropriated by the Legislature and would require that 50% be used for water projects.
ACA 13: Protect and Retain the Majority Vote Act Constitutional Amendment: Voting Thresholds	7/13/23: Introduced, read first time 8/17 Amended in Elections Com, read 2nd time 8/21 Re-ref to Elections 8/24 Authors revised 8/24 Re-ref to APPR 9/14 Held at desk until Nov. 14	The Calif Constitution provides that a proposed constitutional amendment and a statewide initiative measure each take effect only if approved by a majority of the votes cast on the amendment or measure. This measure would further provide that an initiative measure that includes one or more provisions that would amend the Constitution to increase the voter approval requirement to adopt any state or local measure would be approved by the voters only if the proportion of votes cast in favor of the initiative measure is equal to or greater than the highest voter approval requirement that the initiative measure would impose. The California Constitution also permits initiative and referendum powers to be exercised by the voters of each city or county under procedures provided by the Legislature. This measure would expressly authorize a local governing body to hold an advisory vote concerning any issue of governance for the purpose of allowing voters within the jurisdiction to voice their opinions. Would specify that an advisory question is approved only if a majority of the votes cast on the question are in favor, would further declare that its provisions are severable and that if any provision is held invalid, the other provisions of the act remain valid, as specified.

	SB 3: Discontinuation of residential water service – community water system	12/5/22: Introduced 3/21: Passed E,U&C Com, ref to APPR 4/10 Hearing postponed by com 4/17: Hearing held, placed on APPR Suspense File 5/22: Passed committee 5/31 Passed Sen 6/1 Read 1st time in Assm, held at desk 6/15 From ES&TM com w author's amendments 6/21 Passed com and re-ref to APPR 8/23 set for hearing but placed on suspense 9/13 Enrolled and presented to Gov	<p>The Water Shutoff Protection Act prohibits an urban and community water system, defined as a public water system that supplies water to more than 200 service connections, from discontinuing residential service for nonpayment, as specified, and requires specified procedures before it can discontinue residential service for nonpayment. Current law defines a community water system as a public water system that serves at least 15 service connections used by yearlong residents or regularly serves at least 25 yearlong residents of the area served by the system. Current law requires an urban and community water system to have a written policy on discontinuation of residential service for nonpayment available in English, the specified languages in the Civil Code, and any other language spoken by at least 10% of the people residing in its service area. This bill would expand the scope of the Water Shutoff Protection Act by requiring that it instead apply to a community water system, defined to have the same meaning as existing law. The bill would require a community water system that supplies water to 200 service connections or fewer to comply with the act's provisions on and after August 1, 2024. The bill would instead apply the above-described language requirements for the written policy of discontinuation of residential service for nonpayment to a community water system that serves 200 or more service connections. The bill would require a community water system that serves fewer than 200 service connections to have a written policy on disconnection of residential service for nonpayment available in English, any language spoken by at least 10% of the people residing in its service area, and, upon request of a customer, the specified languages in the Civil Code.</p> <p>CSDA SUMMARY: Effective on and after August 1, 2024, this bill extends the existing requirement that a community water system not discontinue residential service for nonpayment until a payment by a customer has been delinquent for at least 60 days, and other requirements (including notices, policies and procedures, alternative payment plans, prohibitions on disconnection under certain circumstances, capped reconnection fees and interest waivers for specified low income customers, language requirements, tenant protections, website postings and reporting if a website exists, and enforcement mechanisms), to all community water systems, not just those with over 200 service connections. "Community water system" has the same meaning as defined in Health and Safety Code Section 116275 (a public water system that serves at least 15 service connections used by year-long residents or regularly serves at least 25 year-long residents of the area served by the system). This bill deletes prior references to "Urban and community water system" and "Urban water supplier," and deletes existing requirements applicable to those entities. <i>(updated 2.1.23)</i></p>
	SB 29: FPPC: political reform education program	12/5/22: Introduced 5/25 Urgency clause added, Read 1st time in Assembly 8/16 set for hearing but placed on suspense 9/15 Enrolled and presented to Gov	<p>Current law makes a knowing or willful violation of the Political Reform Act a misdemeanor and subjects offenders to criminal penalties. Under existing law, a person who files an original statement or report after a deadline imposed by the PRA is liable in the amount of \$10 per day after the deadline until the report is filed. A filing officer is authorized to not impose this liability if the late filing was not willful and if enforcement will not further the purposes of the PRA. This bill would authorize the FPPC to establish and administer a political reform education program as an alternative to an administrative proceeding. The bill would prohibit a filing officer from imposing the \$10 per day liability if the person who filed the late report or statement was unable to timely file due to serious illness or hospitalization or if the person completes the political reform education program, as specified.</p>

	SB 57: Utilities: disconnection of residential service	12/16/22: Introduced 1/18: Ref to RLS 3/15 Amended. Read 2 nd time, re-ref to RLS 3/22: Re-ref to coms on E,U&C, and JUD 4/18 Hearing canceled at request of author 10/3 Failed deadline, now a 2-year bill. May be acted on in Jan 2024	Would require a local agency that owns a public water system to postpone the disconnection of a customer's residential service for nonpayment of a delinquent account when the temperature will be 32 degrees Fahrenheit or cooler, or 95 degrees Fahrenheit or warmer, within the utility's service area during the 24 hours after that service disconnection would occur, as specified. The bill would require each of those utilities to notify its residential ratepayers of that requirement and to create an online reporting system available through its internet website, if it has one, that enables its residential ratepayers to report when their utility service has been disconnected in violation of that requirement, as specified. The bill would require the PUC to establish a citation program to impose a penalty on an electrical corporation or gas corporation that violates that requirement, and require each local publicly owned electric utility and local publicly owned gas utility to annually report to the State Energy Resources Conservation and Development Commission the number of residential service connections it disconnected for nonpayment of a delinquent account. The bill would authorize the State Water Resources Control Board to enforce the requirement that a water corporation and local agency that owns a public water system postpone a disconnection of a customer's residential service, as specified.
	SB 231: Dept of Water Resources: Water Supply Forecasting Water Measurement	1/23/23 Introduced 4/19 Passed, ref to APPR 5/1 Suspense File 5/25 Passed Senate 5/25 Read 1st time in Assembly, ref to WP&W 6/19 From Com on WP&W as amended, re-ref to APPR 7/12 Read 2nd time and amended 8/23 set for hearing but placed on suspense 9/1 Failed deadline, now a 2-year bill. May be acted on in Jan 2024	Existing law requires the Department of Water Resources, the State Water Resources Control Board, and the State Department of Public Health to coordinate the collection, management, and use of agricultural and urban water measurement information provided to each agency. Existing law requires the board, in collaboration with the DWR, the California Bay-Delta Authority or its successor agency, and the State Department of Public Health, to prepare and submit a report to the Legislature by January 1, 2009, evaluating the feasibility, estimated costs, and potential means of financing a coordinated water measurement database. Would require the board, in collaboration with the DWR and the Delta Stewardship Council, the authority or its successor agency, and the State Department of Public Health, to prepare and submit an update to the report to the Legislature by January 1, 2025, evaluating the feasibility, estimated costs, and potential means of financing a coordinated water measurement database, as specified. <i>The bill would require the department to inventory its existing drought mitigation and response plans and submit a report to the Legislature identifying these plans and their purposes by December 31, 2025. The bill would require the report to include a recommendation on whether there is a need for a new comprehensive, long-term plan for mitigating and responding to the effects of drought at the state level.</i>

	SB 248: Political Reform Act: disclosures: candidate experience	1/26/23 Introduced 4/19 Ref to APPR 5/1 Suspense file 5/31 Passed Senate 6/13 Passed com w/ author's amendments 8/28 Author's amendments, read second time, re-ref to APPR 9/1 Held under submission	<p>The Political Reform Act of 1974 requires candidates for elective office to make various disclosures relating to a campaign for elective office. This bill would require, on or after April 1, 2024, a candidate for elective office to file with the FPPC no later than the final filing date of a declaration of candidacy, a form to disclose the candidate's prior education and work history, and history of military service, if any. The filing would contain a statement, signed under penalty of perjury, that the information contained in the form is accurate to the best of the candidate's knowledge.</p> <p><i>The bill would establish penalties and enforcement procedures for these requirements, as specified.</i> The bill would state that it is the intent of the Legislature that a violation of these provisions be considered grounds for disqualification from elective office, and that a governing body with the power to remove an elected officer from an office may consider violation of this chapter as grounds for such removal.</p>
	SB 315: Groundwater: groundwater sustainability agencies: probationary basins	2/6/23: Introduced 3/21 From Com on RLS w/ author's amendments. 3/29 Re-ref to Com on NR&W 4/10: From Com on NR&W w/ author's amendments. 4/19 Passed as amended ref to APPR 5/1 Suspense File 5/18 Hearing 10/3 Failed deadline, now a 2-year bill. May be acted on in Jan 2024	<p>Amended: Existing law, the Sustainable Groundwater Management Act, requires all groundwater basins designated as high- or medium-priority basins by the Department of Water Resources that are designated as basins subject to critical conditions of overdraft to be managed under a groundwater sustainability plan or coordinated groundwater sustainability plans by January 31, 2020, and requires all other groundwater basins designated as high- or medium-priority basins to be managed under a groundwater sustainability plan or coordinated groundwater sustainability plans by January 31, 2022, except as specified. The act authorizes the State Water Resources Control Board to designate specified basins as probationary basins if certain conditions are met, including, but not limited to, that the department, in consultation with the board, determines that a groundwater sustainability plan is inadequate or that the groundwater sustainability program is not being implemented in a manner that will likely achieve the sustainability goal. Existing law requires the board, if it designates a basin as a probationary basin pursuant to specified conditions, to identify the specific deficiencies and potential remedies. Existing law authorizes the board to request the department, within 90 days of the designation, to provide technical recommendations to local agencies to remedy the deficiencies and to develop an interim plan for the probationary basin one year after the designation, as specified.</p> <p>This bill would require any groundwater sustainability agency that hires a third-party consulting firm to ensure that the integrity of the science being used to develop a groundwater sustainability plan is protected and the data is not sold. The bill would delete the authorizations for the board to request technical recommendations from the department. The bill would additionally place various requirements on the board in working with a groundwater sustainability agency, including, among other things, requiring the board to provide clear benchmarks and guidance for groundwater sustainability agencies to improve their groundwater management plans.</p> <p>This bill would-require the Sustainable Groundwater Management Grant Program to allocate at least \$50,000,000 of existing funds for a Critical Facilities Subsidence Mitigation subprogram, to be used for groundwater sustainability agencies that meet certain criteria and for certain purposes.</p>

	SB 328: Political Reform Act: contribution limits	2/7/23: Introduced 5/31 Passed Senate 6/1 Read 1st time in Assembly; held 6/28 From Elections Com w author's amendments 7/6 Ref to APPR 8/23 set for hearing but placed on suspense 9/1 Held under submission	The Political Reform Act of 1974 prohibits a person, other than a small contributor committee or political party committee, from making to a candidate for elective state, county, or city office, and prohibits those candidates from accepting from a person, a contribution totaling more than \$3,000 per election, as that amount is adjusted by the Fair Political Practices Commission in January of every odd-numbered year to reflect changes in the Consumer Price Index. This bill would apply those contribution limits to candidates for school district, community college district, and other special district elections. The bill would make certain other provisions of the act relating to contribution limits applicable to candidates for district office. This bill would retain the existing provisions of law until January 1, 2025, and on that date would repeal the existing law and make operative the provisions of the bill described in this paragraph.
	SB 366: Calif Water Plan: long term supply targets	2/8/23 Introduced 2/15 Ref to RLS 4/26 Passed as amended, ref to APPR 5/31 Passed Senate 6/1 Read 1st time in Assm, ref to WP&W 6/29 From Com w author's amendments 7/11 Hearing canceled at request of author 10/3 No change in status	Existing law requires DWR to update every 5 years the plan for the orderly and coordinated control, protection, conservation, development, and use of the water resources, known as the California Water Plan. This bill would require DWR to instead establish a stakeholder advisory committee, to expand the membership of the committee to include tribes and environmental justice interests, to prohibit a member of the committee from serving longer than the development of 2 updates, and to require the committee to meet a minimum of 4 times annually. The bill would require the department, in coordination to coordinate with the California Water Commission, the State Water Resources Control Board, other state and federal agencies as appropriate, and the stakeholder advisory committee to develop a comprehensive plan for addressing the state's water needs and meeting specified water supply targets established by the bill for purposes of "The California Water Plan." The bill would require the plan to provide recommendations and strategies to ensure enough water supply for all beneficial uses. The bill would require the plan to include specified components, including an economic analysis and a long-term financing plan. The bill would require the department to develop the long-term financing plan, as provided, to meet the water supply targets and include the final financing plan as part of each update. The bill would require the Director of Water Resources to provide an oral and written report to the Legislature, each year by May 1, department to submit to the Legislature an annual report regarding the progress made toward meeting the water supply targets, once established as specified . The bill would also require the department to conduct public workshops to give interested parties an opportunity to comment on the plan and to post the preliminary draft.
	SB 389: State Water RCB: <u>determination investigation</u> of water right	2/9/23 Introduced 5/31: Read first time in Assembly 7/6 From Com on WP&W with author's amendments, Read 2nd time and	BCVWD – Opposed unless amended – now amended / ACWA – Watch / CSDA – Watch ACWA News 7/21: Bill was substantively amended in the Assembly Water, Parks, and Wildlife Committee on July 11. The amendments addressed many of the concerns previously raised by the opposition. On July 14, ACWA's State Legislative Committee moved to a watch position on the bill. ACWA has been actively negotiating with the bill's author on amendments to SB 389. ACWA and others have been successful in obtaining significant amendments that removed the most concerning aspects of the bill. The current version of the bill would authorize the State Water Board to issue

		<p>amended. Re-ref to WP&W 7/11 Ref to APPR 8/16 Passed APPR 8/17 Read 2nd time 9/18 Enrolled and presented to Gov</p>	<p>"information orders" to water right holders, particularly those with senior water rights. The intent of the bill is to allow the State Water Board to obtain information demonstrating the validity and scope of senior water rights. ACWA rallied members to testify in opposition at the 6/27/23 hearing on this bill. This bill provides that State Water Resources Control Board may investigate the diversion and use of water from a stream system to determine whether the diversion and use are based on appropriation, riparian right, or other basis In furtherance of such an investigation, <i>This bill would instead authorize the board to investigate and ascertain whether or not a water right is valid. The bill would authorize the board to issue an information order in furtherance of an investigation, as executed by the executive director of the board, to a water right holder or claimant, diverter, or user to provide the information related to a diversion and use of water, as specified. The bill would authorize a diversion or use of water ascertained to be unauthorized pursuant to this provision to be enforced as a trespass.</i></p>
	<p>SB 537: Open meetings: multi-jurisdictional, cross-county agencies: teleconferences</p>	<p>2/14/23: Introduced 2/22 Ref to RLS 3/22 Author amendments 3/29 Ref to G&F, and JUD 4/20 Passed as amended, ref to JUD 5/3 Passed JUD 5/30 Passed Senate, urgency clause 5/31 Read 1st time in Assembly. 7/18 Passed com as amended 8/14 Read 2nd time and amended 8/15 Ordered to 3rd reading 9/5 Read 3rd time and amended 9/14 Ordered to inactive by Assm Bryan</p>	<p>Current law, until Jan 1, 2024, authorizes the legislative body of a local agency to use alternate teleconferencing provisions during a proclaimed state of emergency or in other situations related to public health that exempt a legislative body from the general requirements (emergency provisions) and impose different requirements for notice, agenda, and public participation, as prescribed. The emergency provisions specify that they do not require a legislative body to provide a physical location from which the public may attend or comment. Current law, until January 1, 2026, authorizes the use alternative teleconferencing in certain circumstances related to the particular member if at least a quorum of its members participate from a singular physical location that is open to the public and situated within the agency's jurisdiction and other requirements are met, including restrictions on remote participation by a member of the legislative body. These circumstances include if a member shows "just cause," including for a childcare or caregiving need of a relative that requires the member to participate remotely. This bill would expand the circumstances of "just cause" to apply to the situation in which an immunocompromised child, parent, grandparent, or other specified relative requires the member to participate remotely. The bill would authorize the use alternate teleconferencing provisions- If the eligible legislative body has adopted an authorizing resolution, as specified. The bill would also require a the legislative body to provide a record of attendance and the number of public comments on its internet website within 7 days after a teleconference meeting, as specified. The bill would: Require at least a quorum of members of the legislative body to participate from locations within the boundaries of the territory over which the local agency exercises jurisdiction. The bill would require the legislative body to identify in the agenda each member who plans to participate remotely and to include the address of the publicly accessible building from each member will participate via teleconference. The bill would prohibit a member from participating remotely pursuant to these provisions unless the remote location is the member's office or another location in a publicly accessible building and is more than 40 miles from the location of the in-person meeting. The bill would repeal these alternative teleconferencing provisions on January 1, 2028. This bill would declare that it is to take effect immediately as an urgency statute.</p>

	SB 597: Building standards: rainwater catchment systems	<p>2/9/23 Introduced 3/21: From RLS w/ author's amendments 3/29 Re-ref to HOUS 4/19 Passed com, ref to APPR 5/1 Suspense File 5/24: Passed Senate 5/25 Read 1st time in Assembly 6/1: Ref to H&CD 6/21 Passed as amended 6/22 Read 2nd time and amended 7/12 Suspense file 9/1 Hearing postponed by Com 9/1 Failed deadline, now a 2-year bill. May be acted on in Jan 2024</p>	<p>The Calif Building Standards Law requires a state agency that adopts or proposes adoption of a building standard to submit the standard to the California Building Standards Commission for approval and adoption. Existing law makes the commission responsible for publication of an updated edition of the California Building Standards Code every 3 years. Existing law requires the Department of Housing and Community Development to propose to the commission the adoption, amendment, or repeal of building standards for, among other things, the installation of recycled water systems for newly constructed single-family residential and multifamily residential buildings, as specified.</p> <p>This bill would require the department to conduct research, as specified, to assist in the development of mandatory research and develop recommendations regarding building standards for the installation of rainwater catchment systems in newly constructed residential dwellings. The bill would require the department to submit those mandatory building standards to the commission for adoption and for consideration during the next regularly scheduled triennial code adoption cycle. And would authorize the department to propose related building standards to the commission for consideration, as specified The bill would also authorize the department to propose an amendment or repeal of these mandatory standards as necessary in subsequent code adoption cycles. The bill would authorize the department to expend moneys from the Building Standards Administration Special Revolving Fund for the above-described purposes, upon appropriation by the Legislature, as specified. The bill would require the department, on or before January 1, 2025, to provide a report to specified committees of the Legislature regarding the outcomes of its research and the recommendations developed.</p>
	SB 651: Water storage and recharge: CEQA: groundwater recharge projects: Judicial Council rules of court Sacramento-San Joaquin Delta Reform Act of 2009: exemptions	<p>2/16/23 Introduced 5/24: Passed Senate 5/25: Read 1st time in Assembly 6/1 Ref to WP&W, and NR 6/21 Passed com as amended 6/22 Read 2nd time and amended 7/14 Failed deadline, now a 2-year bill. May be acted on in Jan 2024</p>	<p>Would make it the policy of this state that, to help advance groundwater recharge projects, and to demonstrate the feasibility of projects that can use available high water flows to recharge local groundwater while minimizing flood risks, the state board and the regional water quality control boards prioritize water right permits, water quality certifications, waste discharge requirements, and conditional waivers of waste discharge requirements to accelerate approvals for projects that enhance the ability of a local or state agency to capture high precipitation events for local storage or recharge, consistent with water right priorities and protections for fish and wildlife. This bill contains other related provisions and other existing laws.</p>

	SB 659: California Water Supply Solutions Act of 2023 Groundwater recharge: minimum requirement	2/16/23 Introduced 4/26 Passed com, ref to APPR 5/30 Passed Senate 5/31: Read 1st time in Assembly 6/30 Passed Com on WP&W with author's amendments 7/11 Ref to APPR 7/12 Read 2nd time and amended 9/15 Enrolled	Would establish the California Water Supply Solutions Act of 2023 to, among other things, require the Department of Water Resources to develop a groundwater recharge action plan by January 1, 2026, that provides actionable recommendations that result in the ability to create an additional groundwater recharge capacity. The bill would require the department to consult with the State Water Resources Control Board, the 9 regional water quality control boards, and the advisory committee, which may be enlarged as provided, in carrying out these provisions. The bill would require the groundwater recharge action plan to identify and make recommendations on immediate opportunities and potential long-term solutions to increase the state's groundwater supply, as specified. The bill would require specified actions with regard to the groundwater recharge action plan, including, among other things, requiring the department to include it as part of the 2028 update to the California Water Plan and to update the groundwater recharge action plan at the same time that they prepare updates to the California Water Plan.
	SB 706: Progressive Design-Build: local agencies	2/16/23: Introduced 4/17 Passed APPR 4/27 Read 3 rd time, ordered to Assembly 8/24 Passed and ordered to Senate 8/24 Sen amendments pending 9/7 Enrolled and presented to Gov	Would, <u>until January 1, 2030</u> , allow counties, cities and special districts to use the progressive design-build (PDB) project delivery method for construction contracts. This bill would remove the 15-project maximum and would authorize all cities, counties, city and counties, or special districts to use the PDB process for other projects in addition to <i>up to 10 public works in excess of \$5,000,000, not limited to water-related projects</i> . The bill would change the required reporting date to no later than December 31, 2028
	SB 737: Groundwater recharge	2/17/23 Introduced 2/22: Ref to RLS 8/30 No change	Would establish that it is the policy of the state to recharge groundwater by a minimum of 10 million acre-feet of water annually. The bill would require the department to promulgate regulations necessary to implement this policy.
	SB 778: Excavations: subsurface installations	2/17/23: Introduced 5/25: Passed Senate 6/28 hearing canceled 7/12 Hearing canceled 10/3 No change in status	CSDA SUMMARY: SB 778 makes a number of technical and functional changes to the "Call Before You Dig" Law. This bill, among other changes, would revise requirements for notifying operators of subsurface installations within a proposed area of excavation, would specify conditions under which an excavator is required to contact the regional notification to request a return trip, and would revise requirements for an excavator to use vacuum equipment. The bill would authorize an operator, under certain circumstances, to choose not to locate and field mark an area to be excavated. The bill would revise the requirements related to subsurface installation operator responses that an excavator must receive before beginning excavation, and the emergency and notification procedures when an excavator discovers or causes damage to a subsurface installation. The bill would revise the meaning of "inaccurate field mark" for purposes of exempting from liability an excavator who damages a subsurface installation due to an inaccurate field mark. <i>(updated 4.17.23)</i>

SB 867: Drought, Flood, and Water Resilience, Wildfire and Forest Resilience, Coastal Resilience, Extreme Heat Mitigation, etc. Bond Act of 2023	2/17/23 Introduced 4/27 Ref to APPR 5/31 Passed Senate 7/10 Hearing postponed by NR committee 10/3 No change in status	<p>BCVWD – Support if amended / ACWA – Support if amended / CSDA – Watch</p> <p><i>This bill would become operative only if SB 638 of the 2023–24 Regular Session is enacted and takes effect on or before January 1, 2024</i></p> <p>This Bond Act of 2023, which, if approved by the voters, would authorize the issuance of bonds in an unspecified amount pursuant to the State General Obligation Bond Law to finance projects for drought, flood, and water resilience, wildfire and forest resilience, coastal resilience, extreme heat mitigation, biodiversity and nature-based climate solutions, climate smart agriculture, and park creation and outdoor access and clean energy programs.</p>
---	--	---

<u>Committee abbreviations</u>	AGRI: Agriculture	APPR: Appropriations	B&F: Banking and Finance
A&AR: Accountability and Admin Review	B,P&CP: Business, Professions, & Consumer Protection	BUDG: Budget B&FR: Budget and Fiscal Review	E&R: Elections and Reapportionment
BP&E: Business, Professions and Economy	E&CA: Elections and Constitutional Amendment	ES&TM: Environmental Safety and Toxic Materials	J,ED&E: Jobs, Economic Development and Economy
ED: Education	EQ: Environmental Quality	G&F: Governance and Finance	HOUS: Housing
HS: Human Services	JUD: Judiciary	L&E: Labor & Employment	LGOV: Local Government
GO: Governmental Organization	R&T: Revenue and Taxation	RLS: Rules	TRANS: Transportation
E,U&C: Energy, Utilities and Communications	L,PE&R: Labor, Public Employment and Retirement	NR&W: Natural Resources and Water	W,P&W: Water, Parks and Wildlife

End of Report



**Beaumont-Cherry Valley Water District
Regular Board Meeting
October 11, 2023**

Item 2d

STAFF REPORT

TO: Board of Directors

FROM: Finance and Administration Department

SUBJECT: **Acknowledge Receipt of the Investment Policy Certification from the California Municipal Treasurers Association for BCVWD's Investment Policy**

Staff Recommendation

Acknowledge Beaumont-Cherry Valley Water District's (BCVWD) receipt of the Certification of Investment Policy from the California Municipal Treasurers Association (CMTA) for the District's Investment Policy.

Executive Summary

CMTA provides assistance in developing and/or improving existing investment policies to California's public sector agencies and districts through its Investment Policy Certification Program. The BCVWD has received the CMTA Certification of Investment Policy for the second time. This Certification was reviewed and acknowledged at the October 5, 2023 Finance and Audit Committee meeting.

Background

The Board of Directors adopted Resolution 2023-20: Acknowledging the Review, Receipt and Acceptance of Revisions to Policy 5045: Investment of District Funds at its Regular Meeting of July 12, 2023. This adoption included two amendments to the existing policy, which was previously adopted via Resolution 2022-42:

- 1) Requirements established by Senate Bill 1489 which took effect on January 1, 2023
- 2) References to Director of Finance and Administration were changed to Assistant Director of Finance and Administration to reflect the inclusion of said flex position in the District organizational chart

Developed by the California Municipal Treasurers Association (CMTA) in 2012, with support from the California Debt and Investment Advisory Commission (CDIAC), the CMTA Investment Policy Certification Program provides professional guidance and assistance in developing and/or improving investment policies that meet industry best practices for California's public sector agencies and districts.

This Investment Policy Certification recognizes that CMTA has validated that the Beaumont-Cherry Valley Water District's Investment Policy adheres with the State of California Government Code and meets the program requirements within 18 different topics areas deemed to be best practices for investment policies. Those topics include: Scope, Prudence, Objective, Delegation of Authority, Ethics and Conflicts of Interest, Authorized Financial Dealers and Institutions, Authorized and Suitable Investments, Review of Investment Portfolio, Investment Pools/Mutual



Funds, Collateralization, Safekeeping and Custody, Diversification, Maximum Maturities, Internal Controls, Performance Standards, Reporting, Investment Policy Adoption and Glossary.

In July 2023, the Accounting and Finance staff of BCVWD submitted an application to the CMTA Investment Policy Certification Committee for review. The policy was reviewed by three CMTA members to determine if the Agency/District's policy met investment policy standards and criteria set forth by CMTA.

Those local agencies that have met CMTA's Investment Policy criteria with a passing score of 85 out of 100 receive CMTA's Investment Policy Certification, along with the three evaluations for any additional feedback. The District's Investment Policy received a passing score of 95.67, along with several comments and suggestions intended to further enhance the policy.

Fiscal Impact

No fiscal impact.

Attachment

1. CMTA Investment Policy Certification
2. CMTA News Release Dated September 7, 2023

California Municipal Treasurers Association



Investment Policy Certification

Issued on 09/07/2023



Beaumont-Cherry Valley Water District

The California Municipal Treasurers Association certifies that the investment policy of the Beaumont-Cherry Valley Water District complies with the current State statutes governing the investment practices of local government entities located within the State of California.





President

09/07/2023

Date



FOR IMMEDIATE RELEASE

Date: September 7, 2023

For more information contact:
Shaun L. Farrell, Chairperson
CMTA Investment Policy Certification
Phone: 209-712-0428
Email: sfarrell@cityofgalt.org

(Sacramento, California) – The California Municipal Treasurers Association (CMTA) Investment Policy Certification has been granted to the **Beaumont-Cherry Valley Water District**.

This Investment Policy Certification recognizes that CMTA has validated that the Beaumont-Cherry Valley Water District's Investment Policy adheres with the State of California Government Code and meets the program requirements within 18 different topics areas deemed to be best practices for investment policies. Those topics include: Scope, Prudence, Objective, Delegation of Authority, Ethics and Conflicts of Interest, Authorized Financial Dealers and Institutions, Authorized and Suitable Investments, Review of Investment Portfolio, Investment Pools/Mutual Funds, Collateralization, Safekeeping and Custody, Diversification, Maximum Maturities, Internal Controls, Performance Standards, Reporting, Investment Policy Adoption and Glossary. Once a policy is received by CMTA, it is independently evaluated using a scoring matrix by three separate CMTA professionals. When the agency receives a passing score, the Investment Policy earns the 'Certified' distinction.

To enhance the municipal treasurer's role, CMTA has developed a number of certification programs to reflect best practices and increase an individual's knowledge of fixed income instruments. The Investment Policy Certification program began in 2012 with the support from the California Debt and Investment Advisory Commission. It is open to all government agencies within the State of California including special districts, cities and counties.

CMTA was founded in 1958 by a handful of Municipal Treasurers from both Northern and Southern California whose primary interest was to improve their function in local Government. CMTA is a professional organization governed by active public officials who are representatives of their own local governmental units.

Item 3a

General Ledger

Budget Variance Revenue

User: wclayton

Printed: 9/27/2023 12:59:32 PM

Period 08 - 08

Fiscal Year 2023

Beaumont-Cherry Valley Water District

560 Magnolia Avenue
Beaumont CA 92223
(951) 845-9581
www.bcvwd.org



Account Number	Description	Budget	Period Amt	End Bal	Variance	% Avail/ Uncollect
50	GENERAL					
01-50-510-419051	Grant Revenue	\$ 784,000.00	\$ -	\$ 55,616.26	\$ 728,383.74	92.91%
	Grant Rev	\$ 784,000.00	\$ -	\$ 55,616.26	\$ 728,383.74	92.91%
01-50-510-490001	Interest Income - Bonita Vista	\$ 1,000.00	\$ 57.36	\$ 184.83	\$ 815.17	81.52%
01-50-510-490011	Interest Income - Fairway Cnyn	\$ 252,000.00	\$ -	\$ -	\$ 252,000.00	100.00%
01-50-510-490021	Interest Income - General	\$ 231,000.00	\$ 76,695.30	\$ 1,109,522.58	\$ (878,522.58)	-380.31%
01-50-510-490041	Rlzd Gain/Loss on Investment	\$ -	\$ -	\$ (17,920.17)	\$ 17,920.17	0.00%
01-50-510-490051	Net Amort/Accret on Investment	\$ -	\$ 28,683.23	\$ 246,647.09	\$ (246,647.09)	0.00%
	Interest Income	\$ 484,000.00	\$ 105,435.89	\$ 1,338,434.33	\$ (854,434.33)	-176.54%
01-50-510-481001	Capacity Fees-Wells	\$ 279,000.00	\$ -	\$ 279,268.00	\$ (268.00)	-0.10%
01-50-510-481006	Cap Fees-Water Rights (SWP)	\$ 177,000.00	\$ -	\$ 176,706.25	\$ 293.75	0.17%
01-50-510-481012	Cap Fees-Water Treatment Plant	\$ 133,000.00	\$ -	\$ 132,854.25	\$ 145.75	0.11%
01-50-510-481018	Cap Fees-Local Water Resources	\$ 70,000.00	\$ -	\$ 69,961.25	\$ 38.75	0.06%
01-50-510-481024	Cap Fees-Recycled Water	\$ 202,000.00	\$ -	\$ 233,103.00	\$ (31,103.00)	-15.40%
01-50-510-481030	Cap Fees-Transmission	\$ 226,000.00	\$ -	\$ 226,184.00	\$ (184.00)	-0.08%
01-50-510-481036	Cap Fees-Storage	\$ 289,000.00	\$ -	\$ 289,654.00	\$ (654.00)	-0.23%
01-50-510-481042	Cap Fees-Booster	\$ 20,000.00	\$ -	\$ 20,050.75	\$ (50.75)	-0.25%
01-50-510-481048	Cap Fees-Pressure Reducing Stn	\$ 11,000.00	\$ -	\$ 10,241.75	\$ 758.25	6.89%
01-50-510-481054	Cap Fees-Miscellaneous Project	\$ 9,000.00	\$ -	\$ 8,943.50	\$ 56.50	0.63%
01-50-510-481060	Cap Fees-Financing Costs	\$ 44,000.00	\$ -	\$ 44,038.49	\$ (38.49)	-0.09%
01-50-510-485001	Front Footage Fees	\$ 24,000.00	\$ -	\$ 26,570.70	\$ (2,570.70)	-10.71%
	Non-Operating Revenue	\$ 1,484,000.00	\$ -	\$ 1,517,575.94	\$ (33,575.94)	-2.26%
01-50-510-410100	Sales	\$ 6,510,500.00	\$ 656,914.31	\$ 3,156,448.03	\$ 3,354,051.97	51.52%
01-50-510-410151	Agricultural Irrigation Sales	\$ 20,000.00	\$ -	\$ 13,265.04	\$ 6,734.96	33.67%
01-50-510-410171	Construction Sales	\$ 201,000.00	\$ 4,931.45	\$ 48,068.93	\$ 152,931.07	76.09%
01-50-510-413001	Backflow Administration Charge	\$ 64,000.00	\$ 7,136.65	\$ 42,741.80	\$ 21,258.20	33.22%
01-50-510-413011	Fixed Meter Charges	\$ 4,958,500.00	\$ 445,413.73	\$ 3,460,678.18	\$ 1,497,821.82	30.21%
01-50-510-413021	Meter Fees	\$ 300,000.00	\$ 105,002.00	\$ 437,800.00	\$ (137,800.00)	-45.93%
01-50-510-415001	SGPWA Importation Charges	\$ 4,072,500.00	\$ 398,126.37	\$ 2,072,441.72	\$ 2,000,058.28	49.11%
01-50-510-415011	SCE Power Charges	\$ 2,227,500.00	\$ 232,241.00	\$ 1,208,893.41	\$ 1,018,606.59	45.73%
01-50-510-417001	2nd Notice Charges	\$ 49,000.00	\$ 6,770.00	\$ 53,980.00	\$ (4,980.00)	-10.16%
01-50-510-417011	3rd Notice Charges	\$ 63,000.00	\$ 17,790.00	\$ 75,655.00	\$ (12,655.00)	-20.09%
01-50-510-417021	Account Reinstatement Fees	\$ 50,000.00	\$ 2,300.00	\$ 25,650.00	\$ 24,350.00	48.70%
01-50-510-417031	Lien Processing Fees	\$ 8,000.00	\$ 510.00	\$ 6,870.00	\$ 1,130.00	14.13%
01-50-510-417041	Credit Check Processing Fees	\$ 23,000.00	\$ 2,120.00	\$ 12,120.00	\$ 10,880.00	47.30%
01-50-510-417051	Return Check Fees	\$ 5,000.00	\$ 500.00	\$ 3,700.00	\$ 1,300.00	26.00%
01-50-510-417061	Customer Damage/Upgrade Charge	\$ 22,000.00	\$ 6,770.00	\$ 72,011.00	\$ (50,011.00)	-227.32%
01-50-510-417071	After-Hours Call Out Charges	\$ 4,000.00	\$ 300.00	\$ 2,300.00	\$ 1,700.00	42.50%
01-50-510-417081	Bench Test Fees (Credits)	\$ -	\$ -	\$ 300.00	\$ (300.00)	0.00%
01-50-510-417091	Credit Card Processing Fees	\$ 93,000.00	\$ 8,565.85	\$ 75,541.49	\$ 17,458.51	18.77%
01-50-510-419001	Rebates and Reimbursements	\$ -	\$ -	\$ -	\$ -	0.00%
01-50-510-419011	Development Income	\$ 226,000.00	\$ 19,535.34	\$ 148,389.20	\$ 77,610.80	34.34%
01-50-510-419012	Development Income - GIS	\$ 308,000.00	\$ -	\$ -	\$ 308,000.00	100.00%
01-50-510-419031	Well Maintenance Reimbursement	\$ 85,000.00	\$ 22,697.66	\$ 153,110.21	\$ (68,110.21)	-80.13%
01-50-510-419061	Miscellaneous Income	\$ 1,000.00	\$ -	\$ 2,801.59	\$ (1,801.59)	-180.16%
	Operating Revenue	\$ 19,291,000.00	\$ 1,937,624.36	\$ 11,072,765.60	\$ 8,218,234.40	42.60%
01-50-510-471001	Maint Fees - 12303 Oak Glen Rd	\$ 10,000.00	\$ -	\$ 2,599.36	\$ 7,400.64	74.01%
01-50-510-471011	Maint Fees - 13695 Oak Glen Rd	\$ 7,000.00	\$ 566.52	\$ 4,487.00	\$ 2,513.00	35.90%
01-50-510-471021	Maint Fees - 13697 Oak Glen Rd	\$ 8,000.00	\$ 632.62	\$ 5,013.86	\$ 2,986.14	37.33%
01-50-510-471031	Maint Fees - 9781 AveMiravilla	\$ 6,000.00	\$ 525.22	\$ 4,157.80	\$ 1,842.20	30.70%
01-50-510-471101	Utilities - 12303 Oak Glen Rd	\$ 5,000.00	\$ -	\$ 1,038.17	\$ 3,961.83	79.24%
01-50-510-471111	Utilities - 13695 Oak Glen Rd	\$ 5,000.00	\$ 319.12	\$ 3,167.27	\$ 1,832.73	36.65%
01-50-510-471121	Utilities - 13697 Oak Glen Rd	\$ 5,000.00	\$ 458.65	\$ 4,236.25	\$ 763.75	15.28%
01-50-510-471131	Utilities - 9781 Ave Miravilla	\$ 4,000.00	\$ 459.47	\$ 2,912.96	\$ 1,087.04	27.18%
	Rent/Utilities	\$ 50,000.00	\$ 2,961.60	\$ 27,612.67	\$ 22,387.33	44.77%
Revenue Total		\$ 22,093,000.00	\$ 2,046,021.85	\$ 14,012,004.80	\$ 8,080,995.20	36.58%

General Ledger
Budget Variance Expense

User: wclayton
Printed: 9/28/2023 3:59:14 PM
Period 08 - 08
Fiscal Year 2023

Beaumont-Cherry Valley Water District

560 Magnolia Avenue
Beaumont CA 92223
(951) 845-9581
www.bcvwd.org



Account Number	Description	Budget	Period Amt	End Bal	Variance	Encumbered	% Avail/ Uncollect
10	BOARD OF DIRECTORS						
01-10-110-500101	Board of Directors Fees	\$ 95,500.00	\$ 11,400.00	\$ 55,110.00	\$ 40,390.00	\$ -	42.29%
01-10-110-500115	Social Security	\$ 6,000.00	\$ 706.80	\$ 3,416.82	\$ 2,583.18	\$ -	43.05%
01-10-110-500120	Medicare	\$ 1,500.00	\$ 165.34	\$ 799.18	\$ 700.82	\$ -	46.72%
01-10-110-500125	Health Insurance	\$ 75,500.00	\$ 3,881.61	\$ 31,052.88	\$ 44,447.12	\$ -	58.87%
01-10-110-500140	Life Insurance	\$ 2,000.00	\$ 11.69	\$ 77.68	\$ 1,922.32	\$ -	96.12%
01-10-110-500143	EAP Program	\$ 500.00	\$ 7.44	\$ 72.54	\$ 427.46	\$ -	85.49%
01-10-110-500145	Workers' Compensation	\$ 1,000.00	\$ 72.02	\$ 343.34	\$ 656.66	\$ -	65.67%
01-10-110-500175	Training/Education/Mtgs/Travel	\$ 26,500.00	\$ 4,340.32	\$ 15,327.35	\$ 11,172.65	\$ -	42.16%
	Board of Directors Personnel	\$ 208,500.00	\$ 20,585.22	\$ 106,199.79	\$ 102,300.21	\$ -	49.06%
01-10-110-550043	Supplies-Other	\$ 1,000.00	\$ 20.42	\$ 104.58	\$ 895.42	\$ -	89.54%
	Board of Directors Materials & Supplies	\$ 1,000.00	\$ 20.42	\$ 104.58	\$ 895.42	\$ -	89.54%
01-10-110-550012	Election Expenses	\$ 87,000.00	\$ -	\$ 3,638.90	\$ 83,361.10	\$ -	95.82%
01-10-110-550051	Advertising/Legal Notices	\$ 2,500.00	\$ -	\$ -	\$ 2,500.00	\$ -	100.00%
	Board of Directors Services	\$ 89,500.00	\$ -	\$ 3,638.90	\$ 85,861.10	\$ -	95.93%
Expense Total	BOARD OF DIRECTORS	\$ 299,000.00	\$ 20,605.64	\$ 109,943.27	\$ 189,056.73	\$ -	63.23%
20	ENGINEERING						
01-20-210-500105	Labor	\$ 576,050.00	\$ 52,046.76	\$ 266,878.69	\$ 309,171.31	\$ -	53.67%
01-20-210-500114	Incentive Pay	\$ 6,000.00	\$ -	\$ -	\$ 6,000.00	\$ -	100.00%
01-20-210-500115	Social Security	\$ 43,000.00	\$ 3,478.75	\$ 17,639.54	\$ 25,360.46	\$ -	58.98%
01-20-210-500120	Medicare	\$ 10,500.00	\$ 813.55	\$ 4,118.95	\$ 6,381.05	\$ -	60.77%
01-20-210-500125	Health Insurance	\$ 101,000.00	\$ 7,318.91	\$ 46,044.27	\$ 54,955.73	\$ -	54.41%
01-20-210-500140	Life Insurance	\$ 1,000.00	\$ 55.55	\$ 392.94	\$ 607.06	\$ -	60.71%
01-20-210-500143	EAP Program	\$ 500.00	\$ 9.30	\$ 71.51	\$ 428.49	\$ -	85.70%
01-20-210-500145	Workers' Compensation	\$ 5,500.00	\$ 403.27	\$ 2,117.92	\$ 3,382.08	\$ -	61.49%
01-20-210-500150	Unemployment Insurance	\$ 8,500.00	\$ -	\$ -	\$ 8,500.00	\$ -	100.00%
01-20-210-500155	Retirement/CalPERS	\$ 80,500.00	\$ 4,647.13	\$ 33,993.71	\$ 46,506.29	\$ -	57.77%
01-20-210-500165	Uniforms and Employee Benefits	\$ 500.00	\$ -	\$ -	\$ 500.00	\$ -	100.00%
01-20-210-500175	Training/Education/Mtgs/Travel	\$ 8,000.00	\$ 252.50	\$ 917.50	\$ 7,082.50	\$ -	88.53%
01-20-210-500180	Accrued Sick Leave Expense	\$ 31,000.00	\$ 100.32	\$ 3,699.50	\$ 27,300.50	\$ -	88.07%
01-20-210-500185	Accrued Vacation Leave Expense	\$ 28,500.00	\$ 88.98	\$ 5,397.32	\$ 23,102.68	\$ -	81.06%
01-20-210-500187	Accrued Leave Payments	\$ 42,000.00	\$ 3,845.60	\$ 9,579.63	\$ 32,420.37	\$ -	77.19%
01-20-210-500195	CIP Related Labor	\$ (225,000.00)	\$ (6,505.50)	\$ (25,732.32)	\$ (199,267.68)	\$ -	88.56%
	Engineering Personnel	\$ 717,550.00	\$ 66,555.12	\$ 365,119.16	\$ 352,430.84	\$ -	49.12%
01-20-210-540048	Permits, Fees & Licensing	\$ 3,000.00	\$ -	\$ -	\$ 3,000.00	\$ -	100.00%
01-20-210-550029	Administrative Expenses	\$ 5,000.00	\$ -	\$ 4,443.40	\$ 556.60	\$ -	11.13%
01-20-210-550046	Office Equipment	\$ 6,000.00	\$ -	\$ 357.79	\$ 5,642.21	\$ -	94.04%
	Engineering Materials & Supplies	\$ 14,000.00	\$ -	\$ 4,801.19	\$ 9,198.81	\$ -	65.71%
01-20-210-500190	Temporary Labor	\$ 5,950.00	\$ -	\$ 5,903.65	\$ 46.35	\$ -	0.78%
01-20-210-540014	Development Reimbursable GIS	\$ 50,000.00	\$ -	\$ 13,860.00	\$ 36,140.00	\$ -	72.28%
01-20-210-550030	Membership Dues	\$ 2,000.00	\$ -	\$ 310.00	\$ 1,690.00	\$ -	84.50%
01-20-210-550051	Advertising/Legal Notices	\$ 5,000.00	\$ -	\$ 1,008.22	\$ 3,991.78	\$ -	79.84%
01-20-210-580031	Outside Engineering	\$ 60,000.00	\$ 3,982.50	\$ 48,230.03	\$ 11,769.97	\$ -	19.62%
01-20-210-580032	CIP Related Outside Engineering	\$ (42,000.00)	\$ -	\$ -	\$ (42,000.00)	\$ -	100.00%
	Engineering Services	\$ 80,950.00	\$ 3,982.50	\$ 69,311.90	\$ 11,638.10	\$ -	14.38%
Expense Total	ENGINEERING	\$ 812,500.00	\$ 70,537.62	\$ 439,232.25	\$ 373,267.75	\$ -	45.94%
30	FINANCE & ADMIN SERVICES						
01-30-310-500105	Labor	\$ 1,353,500.00	\$ 146,580.25	\$ 803,463.35	\$ 550,036.65	\$ -	40.64%
01-30-310-500109	FLSA Overtime	\$ 500.00	\$ -	\$ -	\$ 500.00	\$ -	100.00%
01-30-310-500110	Overtime	\$ 11,000.00	\$ 1,350.28	\$ 7,524.90	\$ 3,475.10	\$ -	31.59%
01-30-310-500111	Double Time	\$ 2,500.00	\$ 66.89	\$ 960.57	\$ 1,539.43	\$ -	61.58%
01-30-310-500114	Incentive Pay	\$ 17,500.00	\$ 50.00	\$ 250.00	\$ 17,250.00	\$ -	98.57%
01-30-310-500115	Social Security	\$ 102,500.00	\$ 8,728.03	\$ 53,781.52	\$ 48,718.48	\$ -	47.53%
01-30-310-500120	Medicare	\$ 24,000.00	\$ 2,321.71	\$ 12,858.38	\$ 11,141.62	\$ -	46.42%
01-30-310-500125	Health Insurance	\$ 333,000.00	\$ 23,294.45	\$ 168,613.18	\$ 164,386.82	\$ -	49.37%
01-30-310-500130	CalPERS Health Admin Costs	\$ 3,000.00	\$ 254.49	\$ 1,918.51	\$ 1,081.49	\$ -	36.05%
01-30-310-500140	Life Insurance	\$ 2,500.00	\$ 153.26	\$ 1,326.51	\$ 1,173.49	\$ -	46.94%
01-30-310-500143	EAP Program	\$ 1,000.00	\$ 24.18	\$ 201.50	\$ 798.50	\$ -	79.85%
01-30-310-500145	Workers' Compensation	\$ 11,000.00	\$ 1,015.54	\$ 5,659.33	\$ 5,340.67	\$ -	48.55%
01-30-310-500150	Unemployment Insurance	\$ 20,000.00	\$ 306.00	\$ 306.00	\$ 19,694.00	\$ -	98.47%
01-30-310-500155	Retirement/CalPERS	\$ 255,500.00	\$ 25,657.42	\$ 157,147.67	\$ 98,352.33	\$ -	38.49%
01-30-310-500161	Estimated Current Year OPEB	\$ 215,000.00	\$ -	\$ -	\$ 215,000.00	\$ -	100.00%

Account Number	Description	Budget	Period Amt	End Bal	Variance	Encumbered	% Avail/ Uncollect
01-30-310-500165	Uniforms and Employee Benefits	\$ 1,000.00	\$ -	\$ 536.60	\$ 463.40	\$ -	46.34%
01-30-310-500175	Training/Education/Mtgs/Travel	\$ 40,500.00	\$ 1,780.37	\$ 16,964.02	\$ 23,535.98	\$ -	58.11%
01-30-310-500180	Accrued Sick Leave Expense	\$ 71,500.00	\$ 975.36	\$ 17,198.11	\$ 54,301.89	\$ -	75.95%
01-30-310-500185	Accrued Vacation Leave Expense	\$ 106,500.00	\$ 5,915.81	\$ 31,060.92	\$ 75,439.08	\$ -	70.83%
01-30-310-500187	Accrued Leave Payments	\$ 111,500.00	\$ 8,024.73	\$ 37,476.13	\$ 74,023.87	\$ -	66.39%
01-30-310-500195	CIP Related Labor	\$ (16,000.00)	\$ -	\$ -	\$ (16,000.00)	\$ -	100.00%
01-30-310-560000	GASB 68 Pension Expense	\$ 222,000.00	\$ -	\$ -	\$ 222,000.00	\$ -	100.00%
01-30-320-500105	Labor	\$ 61,800.00	\$ -	\$ 17,975.55	\$ 43,824.45	\$ -	70.91%
01-30-320-500114	Incentive Pay	\$ 500.00	\$ -	\$ -	\$ 500.00	\$ -	100.00%
01-30-320-500115	Social Security	\$ 5,300.00	\$ -	\$ 1,564.07	\$ 3,735.93	\$ -	70.49%
01-30-320-500120	Medicare	\$ 1,500.00	\$ -	\$ 365.80	\$ 1,134.20	\$ -	75.61%
01-30-320-500125	Health Insurance	\$ 19,000.00	\$ -	\$ 5,903.28	\$ 13,096.72	\$ -	68.93%
01-30-320-500140	Life Insurance	\$ 500.00	\$ -	\$ 32.73	\$ 467.27	\$ -	93.45%
01-30-320-500143	EAP Program	\$ 500.00	\$ -	\$ 5.58	\$ 494.42	\$ -	98.88%
01-30-320-500145	Workers' Compensation	\$ 1,000.00	\$ -	\$ 122.21	\$ 877.79	\$ -	87.78%
01-30-320-500150	Unemployment Insurance	\$ 1,500.00	\$ -	\$ -	\$ 1,500.00	\$ -	100.00%
01-30-320-500155	Retirement/CalPERS	\$ 7,800.00	\$ -	\$ 3,126.92	\$ 4,673.08	\$ -	59.91%
01-30-320-500165	Uniforms and Employee Benefits	\$ 200.00	\$ -	\$ -	\$ 200.00	\$ -	100.00%
01-30-320-500175	Training/Education/Mtgs/Travel	\$ 5,500.00	\$ -	\$ 2,937.27	\$ 2,562.73	\$ -	46.60%
01-30-320-500176	Dist Professional Development	\$ 20,000.00	\$ -	\$ 81.00	\$ 19,919.00	\$ -	99.60%
01-30-320-500177	General Safety Trng & Supplies	\$ 32,000.00	\$ 500.00	\$ 10,900.37	\$ 21,099.63	\$ -	65.94%
01-30-320-500180	Accrued Sick Leave Expense	\$ 1,700.00	\$ -	\$ 263.70	\$ 1,436.30	\$ -	84.49%
01-30-320-500185	Accrued Vacation Leave Expense	\$ 2,600.00	\$ -	\$ 1,098.75	\$ 1,501.25	\$ -	57.74%
01-30-320-500187	Accrued Leave Payments	\$ 5,900.00	\$ -	\$ 5,878.75	\$ 21.25	\$ -	0.36%
01-30-320-550024	Employment Testing	\$ 6,000.00	\$ 162.59	\$ 910.94	\$ 5,089.06	\$ -	84.82%
	Finance & Admin Services Personnel	\$ 3,062,800.00	\$ 227,161.36	\$ 1,368,414.12	\$ 1,694,385.88	\$ -	55.32%
01-30-310-550006	Cashiering Shortages/Overages	\$ 100.00	\$ (0.15)	\$ 5.19	\$ 94.81	\$ -	94.81%
01-30-310-550042	Office Supplies	\$ 12,000.00	\$ 1,698.25	\$ 7,855.80	\$ 4,144.20	\$ -	34.54%
01-30-310-550046	Office Equipment	\$ 5,500.00	\$ 50.00	\$ 90.32	\$ 5,409.68	\$ -	98.36%
01-30-310-550048	Postage	\$ 57,000.00	\$ 225.74	\$ 7,476.14	\$ 49,523.86	\$ -	86.88%
01-30-310-550072	Miscellaneous Operating Exp	\$ 500.00	\$ -	\$ 200.00	\$ 300.00	\$ -	60.00%
01-30-310-550078	Bad Debt Expense	\$ 25,000.00	\$ -	\$ -	\$ 25,000.00	\$ -	100.00%
01-30-310-550084	Depreciation	\$ 3,025,000.00	\$ 277,099.61	\$ 2,222,808.32	\$ 802,191.68	\$ -	26.52%
01-30-320-550028	District Certification	\$ 6,000.00	\$ -	\$ 3,495.00	\$ 2,505.00	\$ -	41.75%
01-30-320-550042	Office Supplies	\$ 3,000.00	\$ -	\$ 470.32	\$ 2,529.68	\$ -	84.32%
	Finance & Admin Services Materials & Supplies	\$ 3,134,100.00	\$ 279,073.45	\$ 2,242,401.09	\$ 891,698.91	\$ -	28.45%
01-30-310-500190	Temporary Labor	\$ 17,000.00	\$ -	\$ 1,386.18	\$ 15,613.82	\$ -	91.85%
01-30-310-550001	Bank/Financial Service Fees	\$ 12,000.00	\$ 250.11	\$ 1,568.23	\$ 10,431.77	\$ -	86.93%
01-30-310-550008	Transaction/Return Fees	\$ 3,000.00	\$ 28.53	\$ 671.26	\$ 2,328.74	\$ -	77.62%
01-30-310-550010	Transaction/Credit Card Fees	\$ 101,700.00	\$ 11,453.07	\$ 91,760.77	\$ 9,939.23	\$ -	9.77%
01-30-310-550014	Credit Check Fees	\$ 7,500.00	\$ 684.16	\$ 3,880.80	\$ 3,619.20	\$ -	48.26%
01-30-310-550030	Membership Dues	\$ 42,000.00	\$ 2,351.67	\$ 31,759.11	\$ 10,240.89	\$ -	24.38%
01-30-310-550036	Notary and Lien Fees	\$ 3,000.00	\$ 100.00	\$ 1,275.00	\$ 1,725.00	\$ -	57.50%
01-30-310-550050	Utility Billing Service	\$ 90,000.00	\$ 13,590.33	\$ 61,769.59	\$ 28,230.41	\$ -	31.37%
01-30-310-550051	Advertising/Legal Notices	\$ 3,500.00	\$ -	\$ -	\$ 3,500.00	\$ -	100.00%
01-30-310-550054	Property, Auto, General Ins	\$ 175,000.00	\$ 8,694.15	\$ 120,436.53	\$ 54,563.47	\$ -	31.18%
01-30-310-550061	Media Outreach	\$ 25,500.00	\$ 2,271.08	\$ 2,271.08	\$ 23,228.92	\$ -	91.09%
01-30-310-580001	Accounting and Audit	\$ 47,300.00	\$ 175.00	\$ 45,290.00	\$ 2,010.00	\$ -	4.25%
01-30-310-580011	General Legal	\$ 99,500.00	\$ 5,302.50	\$ 38,794.02	\$ 60,705.98	\$ -	61.01%
01-30-310-580036	Other Professional Services	\$ 195,455.00	\$ (20,196.25)	\$ 140,553.75	\$ 54,901.25	\$ -	28.09%
01-30-320-500190	Temporary Labor	\$ 5,000.00	\$ -	\$ -	\$ 5,000.00	\$ -	100.00%
01-30-320-550025	Employee Retention	\$ 5,500.00	\$ -	\$ 341.79	\$ 5,158.21	\$ -	93.79%
01-30-320-550026	Recruitment Expense	\$ 11,000.00	\$ -	\$ 505.00	\$ 10,495.00	\$ -	95.41%
01-30-320-550030	Membership Dues	\$ 2,500.00	\$ -	\$ 1,739.00	\$ 761.00	\$ -	30.44%
01-30-320-550051	Advertising/Legal Notices	\$ 4,000.00	\$ -	\$ 234.06	\$ 3,765.94	\$ -	94.15%
01-30-320-580036	Other Professional Services	\$ 69,400.00	\$ 37,200.00	\$ 39,335.00	\$ 30,065.00	\$ -	43.32%
	Finance & Admin Services Services	\$ 919,855.00	\$ 61,904.35	\$ 583,571.17	\$ 336,283.83	\$ -	36.56%
Expense Total	FINANCE & ADMIN SERVICES	\$ 7,116,755.00	\$ 568,139.16	\$ 4,194,386.38	\$ 2,922,368.62	\$ -	41.06%
35	INFORMATION TECHNOLOGY						
01-35-315-500105	Labor	\$ 163,000.00	\$ 18,580.80	\$ 105,291.20	\$ 57,708.80	\$ -	35.40%
01-35-315-500114	Incentive Pay	\$ 1,500.00	\$ -	\$ -	\$ 1,500.00	\$ -	100.00%
01-35-315-500115	Social Security	\$ 13,000.00	\$ 1,152.96	\$ 7,400.93	\$ 5,599.07	\$ -	43.07%
01-35-315-500120	Medicare	\$ 3,500.00	\$ 269.64	\$ 1,730.85	\$ 1,769.15	\$ -	50.55%
01-35-315-500125	Health Insurance	\$ 25,500.00	\$ 1,919.55	\$ 15,356.40	\$ 10,143.60	\$ -	39.78%
01-35-315-500140	Life Insurance	\$ 500.00	\$ 20.09	\$ 156.76	\$ 343.24	\$ -	68.65%
01-35-315-500143	EAP Program	\$ 500.00	\$ 1.86	\$ 14.88	\$ 485.12	\$ -	97.02%
01-35-315-500145	Workers' Compensation	\$ 1,500.00	\$ 117.42	\$ 665.38	\$ 834.62	\$ -	55.64%
01-35-315-500150	Unemployment Insurance	\$ 2,500.00	\$ -	\$ -	\$ 2,500.00	\$ -	100.00%
01-35-315-500155	Retirement/CalPERS	\$ 20,000.00	\$ 1,575.66	\$ 11,589.60	\$ 8,410.40	\$ -	42.05%
01-35-315-500175	Training/Education/Mtgs/Travel	\$ 5,000.00	\$ -	\$ 1,290.01	\$ 3,709.99	\$ -	74.20%
01-35-315-500180	Accrued Sick Leave Expense	\$ 9,500.00	\$ -	\$ -	\$ 9,500.00	\$ -	100.00%
01-35-315-500185	Accrued Vacation Leave Expense	\$ 18,000.00	\$ -	\$ -	\$ 18,000.00	\$ -	100.00%
01-35-315-500187	Accrued Leave Payments	\$ 18,500.00	\$ -	\$ 13,992.12	\$ 4,507.88	\$ -	24.37%

Account Number	Description	Budget	Period Amt	End Bal	Variance	Encumbered	% Avail/ Uncollect
01-35-315-500195	CIP Related Labor	\$ (33,000.00)	\$ -	\$ -	\$ (33,000.00)	\$ -	100.00%
	Information Technology Personnel	\$ 249,500.00	\$ 23,637.98	\$ 157,488.13	\$ 92,011.87	\$ -	36.88%
01-35-315-550044	Printing/Toner and Maintenance	\$ 28,000.00	\$ 2,008.55	\$ 14,413.45	\$ 13,586.55	\$ -	48.52%
01-35-315-580016	Computer Hardware	\$ 30,000.00	\$ 2,269.51	\$ 11,720.05	\$ 18,279.95	\$ -	60.93%
01-35-315-580028	Cybersecurity Soft/Hardware	\$ 50,000.00	\$ 4,310.00	\$ 25,860.00	\$ 24,140.00	\$ -	48.28%
01-35-315-580030	Repair/Purchase Radio Comm Eq	\$ 10,000.00	\$ -	\$ 9,919.83	\$ 80.17	\$ -	0.80%
	Information Technology Materials & Supplies	\$ 118,000.00	\$ 8,588.06	\$ 61,913.33	\$ 56,086.67	\$ -	47.53%
01-35-315-501511	Telephone/Internet Service	\$ 63,000.00	\$ 6,356.28	\$ 48,891.32	\$ 14,108.68	\$ -	22.39%
01-35-315-501521	Building Alarms and Security	\$ 27,500.00	\$ 969.87	\$ 9,441.05	\$ 18,058.95	\$ -	65.67%
01-35-315-540014	GIS Maintenance and Updates	\$ 10,000.00	\$ -	\$ 1,440.00	\$ 8,560.00	\$ -	85.60%
01-35-315-550030	Membership Dues	\$ 3,000.00	\$ 100.00	\$ 1,584.88	\$ 1,415.12	\$ -	47.17%
01-35-315-550058	Cyber Security Liability Ins	\$ 7,000.00	\$ -	\$ 5,311.00	\$ 1,689.00	\$ -	24.13%
01-35-315-580021	IT/Software Support	\$ 8,000.00	\$ -	\$ -	\$ 8,000.00	\$ -	100.00%
01-35-315-580026	License/Maintenance/Support	\$ 250,000.00	\$ 9,663.82	\$ 136,718.16	\$ 113,281.84	\$ -	45.31%
01-35-315-580027	AMR/AMI Annual Support	\$ 163,000.00	\$ -	\$ -	\$ 163,000.00	\$ -	100.00%
	Information Technology Services	\$ 531,500.00	\$ 17,089.97	\$ 203,386.41	\$ 328,113.59	\$ -	61.73%
Expense Total	INFORMATION TECHNOLOGY	\$ 899,000.00	\$ 49,316.01	\$ 422,787.87	\$ 476,212.13	\$ -	52.97%
40	OPERATIONS						
410	Source of Supply Personnel						
01-40-410-500105	Labor	\$ 509,000.00	\$ 38,429.17	\$ 228,325.70	\$ 280,674.30	\$ -	55.14%
01-40-410-500109	FLSA Overtime	\$ 500.00	\$ -	\$ -	\$ 500.00	\$ -	100.00%
01-40-410-500110	Overtime	\$ 7,500.00	\$ 692.50	\$ 2,174.80	\$ 5,325.20	\$ -	71.00%
01-40-410-500111	Double Time	\$ 3,500.00	\$ -	\$ -	\$ 3,500.00	\$ -	100.00%
01-40-410-500113	Standby/On-Call	\$ 16,000.00	\$ 1,680.00	\$ 9,360.00	\$ 6,640.00	\$ -	41.50%
01-40-410-500114	Incentive Pay	\$ 7,500.00	\$ 150.00	\$ 1,150.00	\$ 6,350.00	\$ -	84.67%
01-40-410-500115	Social Security	\$ 38,500.00	\$ 2,880.67	\$ 17,324.22	\$ 21,175.78	\$ -	55.00%
01-40-410-500120	Medicare	\$ 9,500.00	\$ 673.72	\$ 4,051.69	\$ 5,448.31	\$ -	57.35%
01-40-410-500125	Health Insurance	\$ 138,500.00	\$ 8,621.60	\$ 69,203.79	\$ 69,296.21	\$ -	50.03%
01-40-410-500140	Life Insurance	\$ 1,000.00	\$ 51.33	\$ 381.63	\$ 618.37	\$ -	61.84%
01-40-410-500143	EAP Program	\$ 500.00	\$ 8.74	\$ 65.16	\$ 434.84	\$ -	86.97%
01-40-410-500145	Workers' Compensation	\$ 21,500.00	\$ 1,532.01	\$ 9,041.43	\$ 12,458.57	\$ -	57.95%
01-40-410-500150	Unemployment Insurance	\$ 31,500.00	\$ -	\$ -	\$ 31,500.00	\$ -	100.00%
01-40-410-500155	Retirement/CalPERS	\$ 113,500.00	\$ 12,830.02	\$ 68,527.84	\$ 44,972.16	\$ -	39.62%
01-40-410-500165	Uniforms and Employee Benefits	\$ 5,000.00	\$ -	\$ 1,877.86	\$ 3,122.14	\$ -	62.44%
01-40-410-500175	Training/Education/Mtgs/Travel	\$ 6,000.00	\$ -	\$ 104.00	\$ 5,896.00	\$ -	98.27%
01-40-410-500180	Accrued Sick Leave Expense	\$ 24,500.00	\$ 2,958.59	\$ 10,069.27	\$ 14,430.73	\$ -	58.90%
01-40-410-500185	Accrued Vacation Leave Expense	\$ 37,500.00	\$ 2,448.20	\$ 18,470.41	\$ 19,029.59	\$ -	50.75%
01-40-410-500187	Accrued Leave Payments	\$ 16,500.00	\$ -	\$ 5,521.70	\$ 10,978.30	\$ -	66.54%
01-40-410-500195	CIP Related Labor	\$ (20,000.00)	\$ -	\$ -	\$ (20,000.00)	\$ -	100.00%
440	Transmission & Distribution Personnel						
01-40-440-500105	Labor	\$ 1,250,000.00	\$ 108,147.33	\$ 596,965.61	\$ 653,034.39	\$ -	52.24%
01-40-440-500109	FLSA Overtime	\$ 2,000.00	\$ -	\$ -	\$ 2,000.00	\$ -	100.00%
01-40-440-500110	Overtime	\$ 70,500.00	\$ 8,832.28	\$ 31,701.98	\$ 38,798.02	\$ -	55.03%
01-40-440-500111	Double Time	\$ 34,500.00	\$ 524.13	\$ 14,450.64	\$ 20,049.36	\$ -	58.11%
01-40-440-500113	Standby/On-Call	\$ 26,500.00	\$ 2,940.00	\$ 16,690.00	\$ 9,810.00	\$ -	37.02%
01-40-440-500114	Incentive Pay	\$ 16,000.00	\$ -	\$ -	\$ 16,000.00	\$ -	100.00%
01-40-440-500115	Social Security	\$ 98,000.00	\$ 8,061.38	\$ 46,083.73	\$ 51,916.27	\$ -	52.98%
01-40-440-500120	Medicare	\$ 23,000.00	\$ 1,885.29	\$ 10,746.86	\$ 12,253.14	\$ -	53.27%
01-40-440-500125	Health Insurance	\$ 346,000.00	\$ 15,248.74	\$ 130,092.11	\$ 215,907.89	\$ -	62.40%
01-40-440-500140	Life Insurance	\$ 2,500.00	\$ 110.84	\$ 1,011.05	\$ 1,488.95	\$ -	59.56%
01-40-440-500143	EAP Program	\$ 1,000.00	\$ 27.52	\$ 217.95	\$ 782.05	\$ -	78.21%
01-40-440-500145	Workers' Compensation	\$ 42,500.00	\$ 3,758.88	\$ 19,804.28	\$ 22,695.72	\$ -	53.40%
01-40-440-500155	Retirement/CalPERS	\$ 237,500.00	\$ 19,932.30	\$ 124,227.40	\$ 113,272.60	\$ -	47.69%
01-40-440-500165	Uniforms and Employee Benefits	\$ 16,000.00	\$ 80.79	\$ 5,081.38	\$ 10,918.62	\$ -	68.24%
01-40-440-500175	Training/Education/Mtgs/Travel	\$ 5,000.00	\$ 2,787.85	\$ 6,733.27	\$ (1,733.27)	\$ -	-34.67%
01-40-440-500180	Accrued Sick Leave Expense	\$ 58,500.00	\$ 2,399.22	\$ 16,162.82	\$ 42,337.18	\$ -	72.37%
01-40-440-500185	Accrued Vacation Leave Expense	\$ 76,000.00	\$ 6,964.48	\$ 42,162.60	\$ 33,837.40	\$ -	44.52%
01-40-440-500187	Accrued Leave Payments	\$ 71,000.00	\$ -	\$ 23,470.74	\$ 47,529.26	\$ -	66.94%
01-40-440-500195	CIP Related Labor	\$ (40,000.00)	\$ (302.15)	\$ (4,583.94)	\$ (35,416.06)	\$ -	88.54%
450	Inspections Personnel						
01-40-450-500105	Labor	\$ 38,000.00	\$ 6,056.16	\$ 30,947.28	\$ 7,052.72	\$ -	18.56%
01-40-460-500109	FLSA Overtime	\$ 500.00	\$ -	\$ -	\$ 500.00	\$ -	100.00%
01-40-450-500110	Overtime	\$ 10,500.00	\$ 1,810.73	\$ 9,834.01	\$ 665.99	\$ -	6.34%
01-40-450-500111	Double Time	\$ 2,500.00	\$ -	\$ 1,162.94	\$ 1,337.06	\$ -	53.48%
01-40-450-500113	Standby/On-Call	\$ 3,000.00	\$ -	\$ -	\$ 3,000.00	\$ -	100.00%
01-40-450-500115	Social Security	\$ 3,000.00	\$ 488.45	\$ 2,606.72	\$ 393.28	\$ -	13.11%
01-40-450-500120	Medicare	\$ 1,000.00	\$ 114.24	\$ 609.63	\$ 390.37	\$ -	39.04%
01-40-450-500125	Health Insurance	\$ 13,000.00	\$ 1,113.23	\$ 9,437.44	\$ 3,562.56	\$ -	27.40%
01-40-450-500140	Life Insurance	\$ 500.00	\$ 7.74	\$ 49.62	\$ 450.38	\$ -	90.08%
01-40-450-500143	EAP Program	\$ 500.00	\$ 1.62	\$ 10.85	\$ 489.15	\$ -	97.83%
01-40-450-500145	Workers' Compensation	\$ 2,000.00	\$ 239.39	\$ 1,248.50	\$ 751.50	\$ -	37.58%
01-40-450-500155	Retirement/CalPERS	\$ 10,500.00	\$ 702.14	\$ 6,047.64	\$ 4,452.36	\$ -	42.40%
460	Customer Svc & Meter Reading Personnel						
01-40-460-500105	Labor	\$ 220,000.00	\$ 20,818.37	\$ 125,086.38	\$ 94,913.62	\$ -	43.14%

Account Number	Description	Budget	Period Amt	End Bal	Variance	Encumbered	% Avail/ Uncollect
01-40-460-500110	Overtime	\$ 20,500.00	\$ 671.72	\$ 3,160.21	\$ 17,339.79	\$ -	84.58%
01-40-460-500111	Double Time	\$ 5,000.00	\$ -	\$ 2,558.16	\$ 2,441.84	\$ -	48.84%
01-40-460-500113	Standby/On-Call	\$ 4,000.00	\$ -	\$ -	\$ 4,000.00	\$ -	100.00%
01-40-460-500114	Incentive Pay	\$ 4,000.00	\$ 50.00	\$ 250.00	\$ 3,750.00	\$ -	93.75%
01-40-460-500115	Social Security	\$ 18,500.00	\$ 1,610.63	\$ 9,550.32	\$ 8,949.68	\$ -	48.38%
01-40-460-500120	Medicare	\$ 4,500.00	\$ 376.67	\$ 2,264.69	\$ 2,235.31	\$ -	49.67%
01-40-460-500125	Health Insurance	\$ 75,500.00	\$ 4,550.78	\$ 43,173.92	\$ 32,326.08	\$ -	42.82%
01-40-460-500140	Life Insurance	\$ 500.00	\$ 18.21	\$ 211.63	\$ 288.37	\$ -	57.67%
01-40-460-500143	EAP Program	\$ 500.00	\$ 4.53	\$ 47.98	\$ 452.02	\$ -	90.40%
01-40-460-500145	Workers' Compensation	\$ 9,500.00	\$ 837.13	\$ 5,035.25	\$ 4,464.75	\$ -	47.00%
01-40-460-500155	Retirement/CalPERS	\$ 68,000.00	\$ 6,060.88	\$ 39,339.60	\$ 28,660.40	\$ -	42.15%
01-40-460-500165	Uniforms and Employee Benefits	\$ 3,000.00	\$ -	\$ 2,115.80	\$ 884.20	\$ -	29.47%
01-40-460-500175	Training/Education/Mtgs/Travel	\$ 1,000.00	\$ -	\$ 145.00	\$ 855.00	\$ -	85.50%
01-40-460-500180	Accrued Sick Leave Expense	\$ 10,500.00	\$ 1,914.88	\$ 6,128.97	\$ 4,371.03	\$ -	41.63%
01-40-460-500185	Accrued Vacation Leave Expense	\$ 20,000.00	\$ 1,474.02	\$ 15,020.19	\$ 4,979.81	\$ -	24.90%
01-40-460-500187	Accrued Leave Payments	\$ 14,000.00	\$ 1,003.20	\$ 3,766.40	\$ 10,233.60	\$ -	73.10%
01-40-460-500195	CIP Related Labor	\$ (41,000.00)	\$ (2,573.38)	\$ (12,783.48)	\$ (28,216.52)	\$ -	68.82%
470	Maintenance & General Plant Personnel						
01-40-470-500105	Labor	\$ 109,500.00	\$ 11,460.19	\$ 81,490.68	\$ 28,009.32	\$ -	25.58%
01-40-470-500109	FLSA Overtime	\$ 500.00	\$ -	\$ -	\$ 500.00	\$ -	100.00%
01-40-470-500110	Overtime	\$ 6,500.00	\$ -	\$ 326.63	\$ 6,173.37	\$ -	94.97%
01-40-470-500111	Double Time	\$ 2,000.00	\$ -	\$ -	\$ 2,000.00	\$ -	100.00%
01-40-470-500113	Standby/On-Call	\$ 3,000.00	\$ -	\$ -	\$ 3,000.00	\$ -	100.00%
01-40-470-500114	Incentive Pay	\$ 1,500.00	\$ -	\$ -	\$ 1,500.00	\$ -	100.00%
01-40-470-500115	Social Security	\$ 8,000.00	\$ 786.61	\$ 5,364.59	\$ 2,635.41	\$ -	32.94%
01-40-470-500120	Medicare	\$ 2,000.00	\$ 183.97	\$ 1,254.63	\$ 745.37	\$ -	37.27%
01-40-470-500125	Health Insurance	\$ 38,000.00	\$ 2,233.49	\$ 21,219.78	\$ 16,780.22	\$ -	44.16%
01-40-470-500140	Life Insurance	\$ 500.00	\$ (0.13)	\$ 119.53	\$ 380.47	\$ -	76.09%
01-40-470-500143	EAP Program	\$ 500.00	\$ 2.23	\$ 32.33	\$ 467.67	\$ -	93.53%
01-40-470-500145	Workers' Compensation	\$ 5,000.00	\$ 418.90	\$ 2,861.45	\$ 2,138.55	\$ -	42.77%
01-40-470-500155	Retirement/CalPERS	\$ 15,500.00	\$ 971.89	\$ 7,261.00	\$ 8,239.00	\$ -	53.15%
01-40-470-500165	Uniforms & Employee Benefits	\$ 1,000.00	\$ -	\$ -	\$ 1,000.00	\$ -	100.00%
01-40-470-500175	Training/Education/Mtgs/Travel	\$ 2,000.00	\$ -	\$ -	\$ 2,000.00	\$ -	100.00%
01-40-470-500180	Accrued Sick Leave Expenses	\$ 3,500.00	\$ 385.25	\$ 1,557.75	\$ 1,942.25	\$ -	55.49%
01-40-470-500185	Accrued Vacation Expenses	\$ 4,000.00	\$ 837.50	\$ 3,031.75	\$ 968.25	\$ -	24.21%
01-40-470-500187	Accrual Leave Payments	\$ 500.00	\$ -	\$ -	\$ 500.00	\$ -	100.00%
	Operations Personnel	\$ 4,031,000.00	\$ 318,986.67	\$ 1,958,213.75	\$ 2,072,786.25	\$ -	51.42%
410	Source of Supply Materials & Supplies						
01-40-410-501101	Electricity - Wells	\$ 2,550,000.00	\$ 369,671.91	\$ 1,740,413.05	\$ 809,586.95	\$ -	31.75%
01-40-410-501201	Gas - Wells	\$ 1,000.00	\$ 95.30	\$ 198.85	\$ 801.15	\$ -	80.12%
01-40-410-510011	Treatment and Chemicals	\$ 160,000.00	\$ 21,705.75	\$ 98,702.14	\$ 61,297.86	\$ -	38.31%
01-40-410-510021	Lab Testing	\$ 100,000.00	\$ 5,733.50	\$ 51,773.02	\$ 48,226.98	\$ 1,125.40	47.10%
01-40-410-510031	Small Tools, Parts, & Maint	\$ 6,000.00	\$ 77.54	\$ 2,802.68	\$ 3,197.32	\$ -	53.29%
01-40-410-520021	Maint & Repair-Telemetry	\$ 5,000.00	\$ -	\$ 59.78	\$ 4,940.22	\$ -	98.80%
01-40-410-520061	Maint & Repair-Pumping Equip	\$ 201,202.00	\$ 5,366.46	\$ 57,633.17	\$ 143,568.83	\$ -	71.36%
01-40-410-550066	Subscriptions	\$ 1,500.00	\$ -	\$ 1,312.50	\$ 187.50	\$ -	12.50%
440	Transmission & Distribution Materials & Supplies						
01-40-440-500178	General Safety Supplies	\$ 11,000.00	\$ 1,130.10	\$ 9,969.01	\$ 1,030.99	\$ -	9.37%
01-40-440-510031	Small Tools, Parts, & Maint	\$ 29,000.00	\$ 744.01	\$ 24,052.85	\$ 4,947.15	\$ -	17.06%
01-40-440-520071	Maint & Repair-Pipeline/FireHy	\$ 107,000.00	\$ 10,438.62	\$ 38,399.85	\$ 68,600.15	\$ -	64.11%
01-40-440-520081	Maint & Repair-Hydraulic Valve	\$ 25,000.00	\$ -	\$ 822.00	\$ 24,178.00	\$ -	96.71%
01-40-440-530001	Minor Capital Acquisitions	\$ 39,000.00	\$ -	\$ 23,792.05	\$ 15,207.95	\$ -	38.99%
01-40-440-540001	Backflow Maintenance	\$ 10,000.00	\$ 1,263.62	\$ 1,442.52	\$ 8,557.48	\$ -	85.57%
01-40-440-540024	Inventory Adjustments	\$ 47,000.00	\$ -	\$ -	\$ 47,000.00	\$ -	100.00%
01-40-440-540036	Line Locates	\$ 4,000.00	\$ 227.00	\$ 2,356.61	\$ 1,643.39	\$ -	41.08%
01-40-440-540042	Meters Maintenance & Services	\$ 125,000.00	\$ 9,859.44	\$ 65,262.48	\$ 59,737.52	\$ 3,969.31	44.61%
01-40-440-540078	Reservoir Maintenance	\$ 52,000.00	\$ -	\$ 1,282.61	\$ 50,717.39	\$ -	97.53%
470	Maintenance & General Plant Materials & Supplies						
01-40-470-501111	Electricity -560 Magnolia Ave	\$ 37,000.00	\$ 5,483.01	\$ 23,649.93	\$ 13,350.07	\$ -	36.08%
01-40-470-501121	Electricity -12303 Oak Glen Rd	\$ 5,000.00	\$ 68.71	\$ 1,506.69	\$ 3,493.31	\$ -	69.87%
01-40-470-501131	Electricity -13695 Oak Glen Rd	\$ 3,000.00	\$ 319.12	\$ 1,666.68	\$ 1,333.32	\$ -	44.44%
01-40-470-501141	Electricity -13697 Oak Glen Rd	\$ 3,000.00	\$ 458.65	\$ 2,049.21	\$ 950.79	\$ -	31.69%
01-40-470-501151	Electricity -9781 AveMiravilla	\$ 2,000.00	\$ 459.47	\$ 1,751.75	\$ 248.25	\$ -	12.41%
01-40-470-501161	Electricity -815 E 12th St	\$ 13,000.00	\$ 1,332.41	\$ 5,595.55	\$ 7,404.45	\$ -	56.96%
01-40-470-501171	Electricity -851 E 6th St	\$ 5,000.00	\$ 408.83	\$ 1,938.13	\$ 3,061.87	\$ -	61.24%
01-40-470-501321	Propane -12303 Oak Glen Rd	\$ 1,000.00	\$ -	\$ -	\$ 1,000.00	\$ -	100.00%
01-40-470-501331	Propane -13695 Oak Glen Rd	\$ 3,000.00	\$ -	\$ 1,455.67	\$ 1,544.33	\$ -	51.48%
01-40-470-501341	Propane -13697 Oak Glen Rd	\$ 3,000.00	\$ -	\$ 2,187.04	\$ 812.96	\$ -	27.10%
01-40-470-501351	Propane -9781 AveMiravilla	\$ 2,000.00	\$ -	\$ 1,161.21	\$ 838.79	\$ -	41.94%
01-40-470-501411	Sanitation -560 Magnolia Ave	\$ 7,000.00	\$ 1,281.16	\$ 5,413.80	\$ 1,586.20	\$ -	22.66%
01-40-470-501461	Sanitation -815 E 12th Ave	\$ 7,000.00	\$ 525.32	\$ 4,285.67	\$ 2,714.33	\$ -	38.78%
01-40-470-501471	Sanitation -11083 Cherry Ave	\$ 5,700.00	\$ 310.41	\$ 2,483.28	\$ 3,216.72	\$ -	56.43%
01-40-470-501611	Maint & Repair-560 Magnolia	\$ 30,000.00	\$ 1,791.58	\$ 25,586.18	\$ 4,413.82	\$ -	14.71%
01-40-470-501621	Maint & Repair-12303 Oak Glen	\$ 8,000.00	\$ 41.00	\$ 616.15	\$ 7,383.85	\$ -	92.30%
01-40-470-501631	Maint & Repair-13695 Oak Glen	\$ 6,000.00	\$ -	\$ 3,076.00	\$ 2,924.00	\$ -	48.73%
01-40-470-501641	Maint & Repair-13697 Oak Glen	\$ 10,000.00	\$ -	\$ 869.73	\$ 9,130.27	\$ -	91.30%

Account Number	Description	Budget	Period Amt	End Bal	Variance	Encumbered	% Avail/ Uncollect
01-40-470-501651	Maint & Repair-9781 Avenida	\$ 6,000.00	\$ 967.15	\$ 4,429.38	\$ 1,570.62	\$ -	26.18%
01-40-470-501661	Maint & Repair-815 E 12th St	\$ 32,000.00	\$ 2,426.65	\$ 16,879.85	\$ 15,120.15	\$ 9,000.00	19.13%
01-40-470-501671	Maint & Repair-851 E 6th St	\$ 3,200.00	\$ 265.26	\$ 2,024.44	\$ 1,175.56	\$ -	36.74%
01-40-470-501691	Maint & Repair-Buildings(Gen)	\$ 60,000.00	\$ 4,030.08	\$ 9,722.72	\$ 50,277.28	\$ 6,297.95	73.30%
01-40-470-510001	Auto/Fuel	\$ 150,000.00	\$ 10,292.20	\$ 79,207.49	\$ 70,792.51	\$ -	47.20%
01-40-470-510002	CIP Related Fuel	\$ (10,000.00)	\$ -	\$ -	\$ (10,000.00)	\$ -	100.00%
01-40-470-520011	Maint & Repair-Safety Equip	\$ 18,000.00	\$ -	\$ 316.40	\$ 17,683.60	\$ -	98.24%
01-40-470-520031	Maint & Repair-General Equip	\$ 75,000.00	\$ 8,132.91	\$ 36,539.67	\$ 38,460.33	\$ 45,536.93	-9.44%
01-40-470-520041	Maintenance & Repair-Fleet	\$ 90,000.00	\$ 5,905.81	\$ 36,624.06	\$ 53,375.94	\$ -	59.31%
01-40-470-520051	Maintenance & Repair-Paving	\$ 95,000.00	\$ 6,641.25	\$ 89,198.64	\$ 5,801.36	\$ -	6.11%
01-40-470-520053	Maint & Repair-Paving-Beaumont	\$ 500,000.00	\$ 51,739.50	\$ 343,059.00	\$ 156,941.00	\$ -	31.39%
01-40-470-530001	Minor Capital Acquisitions	\$ 10,000.00	\$ 9,450.00	\$ 9,450.00	\$ (9,450.00)	\$ -	0.00%
01-40-470-540052	Encroachment Permits	\$ 40,000.00	\$ 2,468.63	\$ 13,323.94	\$ 26,676.06	\$ -	66.69%
	Operations Materials & Supplies	\$ 4,693,602.00	\$ 541,112.36	\$ 2,846,343.43	\$ 1,837,258.57	\$ 65,929.59	37.74%
410	Source of Supply Services						
01-40-410-500501	State Project Water Purchases	\$ 7,182,000.00	\$ 847,875.00	\$ 4,776,030.00	\$ 2,405,970.00	\$ -	33.50%
01-40-410-540084	Regulations Mandates & Tariffs	\$ 145,000.00	\$ 1,095.15	\$ 56,382.28	\$ 88,617.72	\$ -	61.12%
440	Transmission & Distribution Services						
01-40-440-500190	Temporary Labor	\$ 1,000.00	\$ -	\$ -	\$ 1,000.00	\$ -	100.00%
01-40-440-550051	Advertising/Legal Notices	\$ 5,000.00	\$ -	\$ -	\$ 5,000.00	\$ -	100.00%
470	Maintenance & General Plant Services						
01-40-470-540030	Landscape Maintenance	\$ 80,000.00	\$ 1,836.25	\$ 33,809.82	\$ 46,190.18	\$ -	57.74%
01-40-470-540072	NCRF, Canyons, & Pond Maint	\$ 148,300.00	\$ 22,978.03	\$ 92,317.49	\$ 55,982.51	\$ 4,131.60	34.96%
	Operations Services	\$ 7,561,300.00	\$ 873,784.43	\$ 4,958,539.59	\$ 2,602,760.41	\$ 4,131.60	34.37%
Expense Total	OPERATIONS	\$ 16,285,902.00	\$ 1,733,883.46	\$ 9,763,096.77	\$ 6,512,805.23	\$ 70,061.19	39.56%
50	GENERAL						
01-50-510-500112	Stipend-Association Mtg Attend	\$ 1,000.00	\$ 75.00	\$ 525.00	\$ 475.00	\$ -	47.50%
	Personnel	\$ 1,000.00	\$ 75.00	\$ 525.00	\$ 475.00	\$ -	47.50%
01-50-510-502001	Rents/Leases	\$ 29,500.00	\$ 2,480.00	\$ 19,191.84	\$ 10,308.16	\$ -	34.94%
01-50-510-510031	Small Tools, Parts, & Maint	\$ 1,000.00	\$ 85.03	\$ 1,032.76	\$ (32.76)	\$ -	-3.28%
01-50-510-540066	Property Damage and Theft	\$ 27,000.00	\$ -	\$ -	\$ 27,000.00	\$ -	100.00%
01-50-510-550040	General Supplies	\$ 17,000.00	\$ 1,723.94	\$ 13,135.13	\$ 3,864.87	\$ 2,885.87	5.76%
01-50-510-550060	Public Ed/Community Outreach	\$ 12,500.00	\$ 5,287.73	\$ 7,784.69	\$ 4,715.31	\$ -	37.72%
01-50-510-550072	Miscellaneous Operating Exp	\$ 1,000.00	\$ -	\$ -	\$ 1,000.00	\$ -	100.00%
01-50-510-550074	Disaster Prepared Ongoing Exp	\$ 11,000.00	\$ 10,625.88	\$ 10,647.42	\$ 352.58	\$ -	3.21%
	General Materials & Supplies	\$ 99,000.00	\$ 20,202.58	\$ 51,791.84	\$ 47,208.16	\$ 2,885.87	44.77%
01-50-510-550096	Beaumont Basin Watermaster	\$ 85,000.00	\$ 5,263.42	\$ 48,041.32	\$ 36,958.68	\$ -	43.48%
01-50-510-550097	SAWPA Basin Monitoring Program	\$ 31,500.00	\$ 2,422.58	\$ 17,136.73	\$ 14,363.27	\$ -	45.60%
	General Services	\$ 116,500.00	\$ 7,686.00	\$ 65,178.05	\$ 51,321.95	\$ -	44.05%
Expense Total	GENERAL	\$ 216,500.00	\$ 27,963.58	\$ 117,494.89	\$ 99,005.11	\$ 2,885.87	44.40%
Expense Total	ALL EXPENSES	\$ 25,629,657.00	\$ 2,470,445.47	\$ 15,046,941.43	\$ 10,572,715.57	\$ 72,947.06	40.97%



**Beaumont-Cherry Valley Water District
Board of Directors Regular Meeting
October 11, 2023**

Item 3b

STAFF REPORT

TO: Board of Directors

FROM: Dan Jagers, General Manager

SUBJECT: August 31, 2023 Cash Balance and Investment Report

Staff Recommendation

Approve the August 31, 2023, Cash Balance and Investment Report.

Summary

Attached is the Cash and Investment Report as of August 31, 2023. The District's total invested cash and marketable securities have a market value of \$84,352,973.42.

Analysis

The attached reports include the following elements following 5045.17 Investment Reporting:

- a. Listing of individual securities held at the end of the reporting period;
- b. Cost and market value of all securities, including realized and unrealized market value gains or losses per GASB requirements;
- c. Average weighted yield to maturity of the portfolio;
- d. Listing of investment by maturity date;
- e. Percentage of the total portfolio, which each type of investment represents;
- f. Statement of compliance with Investment Policy, including an explanation of any compliance exceptions (CGC Section 53646); and
- g. Certification of sufficient liquidity to meet budgeted expenditures over the ensuing six months (CGC Section 53646)

The investments, in type, maturity, and percentage of the total portfolio, follow the existing Board approved investment policy.

The weighted average maturity (WAM) of the portfolio is 308 days. The maximum WAM allowed by the Investment Policy is 1,825 days. The current portfolio and expected revenue cash flow will be sufficient to meet budgeted expenditure requirements for the next six months and the foreseeable future.

Attachment(s)

1. August 31, 2023 Cash Balance and Investment Report
2. Local Agency Investment Fund August 2023 Statement
3. Chandler Asset Management Portfolio Summary as of August 31, 2023
4. Chandler Asset Management Statement of Compliance as of August 31, 2023
5. Chandler Asset Management Holdings Report as of August 31, 2023
6. Chandler Asset Management Income Earned Report as of August 31, 2023

Staff Report prepared by William Clayton, Finance Manager

California State Treasurer
Fiona Ma, CPA



Local Agency Investment Fund
P.O. Box 942809
Sacramento, CA 94209-0001
(916) 653-3001

September 12, 2023

[LAIF Home](#)
[PMIA Average Monthly Yields](#)

BEAUMONT-CHERRY VALLEY WATER DISTRICT

TREASURER
P.O. BOX 2037
BEAUMONT, CA 92223

[Tran Type Definitions](#)

August 2023 Statement

Account Summary

Total Deposit:	0.00	Beginning Balance:	40,244,639.84
Total Withdrawal:	0.00	Ending Balance:	40,244,639.84



Beaumont Cherry Valley Water District

Portfolio Summary

As of August 31, 2023

PORTFOLIO CHARACTERISTICS

Average Modified Duration	1.62
Average Coupon	2.52%
Average Purchase YTM	3.46%
Average Market YTM	5.22%
Average S&P/Moody Rating	AA/Aa2
Average Final Maturity	1.90 yrs
Average Life	1.74 yrs

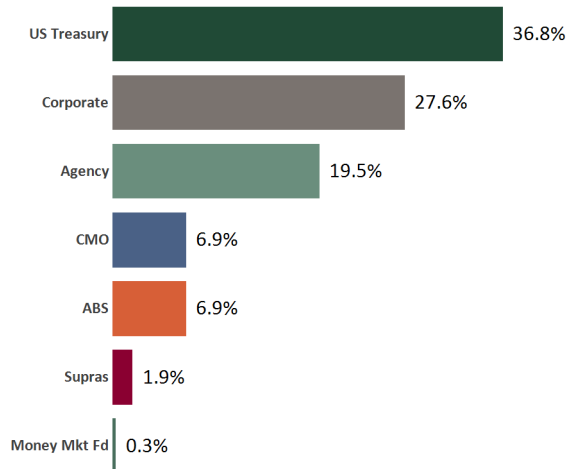
ACCOUNT SUMMARY

	Beg. Values as of 7/31/23	End Values as of 8/31/23
Market Value	37,033,843	37,158,263
Accrued Interest	217,792	223,888
Total Market Value	37,251,635	37,382,151
Income Earned	107,597	108,557
Cont/WD		-3,179
Par	38,317,800	38,388,111
Book Value	37,849,228	37,948,511
Cost Value	37,468,608	37,540,254

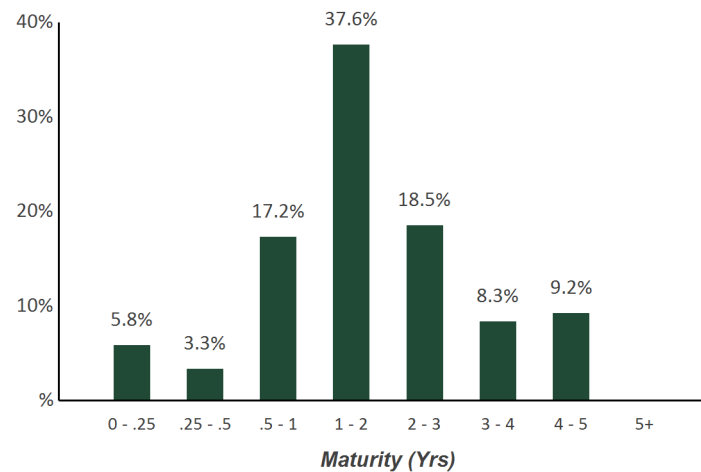
TOP ISSUERS

Government of United States	36.8%
Federal Farm Credit Bank	12.8%
Federal Home Loan Mortgage Corp	6.9%
Federal Home Loan Bank	5.5%
American Express ABS	1.6%
Federal National Mortgage Assoc	1.2%
Home Depot	1.2%
Apple Inc	1.2%
Total	67.3%

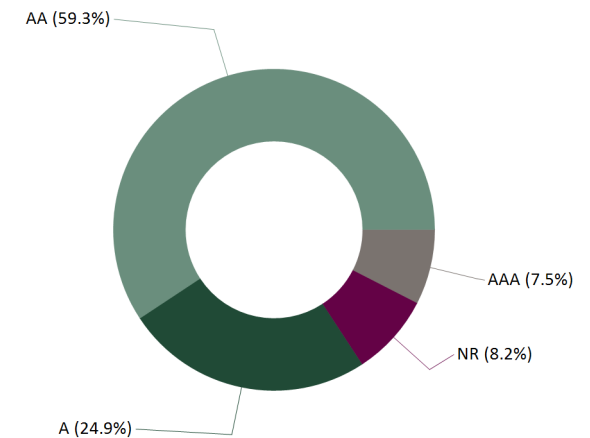
SECTOR ALLOCATION



MATURITY DISTRIBUTION



CREDIT QUALITY (S&P)



PERFORMANCE REVIEW

TOTAL RATE OF RETURN	1M	3M	YTD	1YR	Annualized				3/31/2022
					2YRS	3YRS	5YRS	10YRS	
Beaumont Cherry Valley Water District	0.36%	0.57%	2.18%	2.01%	N/A	N/A	N/A	N/A	1.24%
ICE BofA 1-3 Yr US Treasury Index	0.39%	0.26%	1.73%	1.27%	N/A	N/A	N/A	N/A	0.26%



Statement of Compliance

As of August 31, 2023

BCVWD - Consolidated Portfolio

This portfolio is a consolidation of assets managed by Chandler Asset Management and assets managed internally by Client. Chandler relies on Client to provide accurate information for reporting assets and producing this compliance statement.

Category	Standard	Comment
U.S. Treasuries	No limitation; Full faith and credit of the U.S. are pledged for the payment of principal and interest	<i>Complies</i>
Federal Agencies	No limitation; Federal agencies or U.S. government-sponsored enterprise obligations, participations, or other instruments, including those issued or fully guaranteed as to principal and interest by federal agencies or U.S. government sponsored enterprises.	<i>Complies</i>
Supranational Obligations	"AA" rating category or higher by a NRSRO; 30% max; 10% max per issuer; USD denominated senior unsecured unsubordinated obligations; Issued or unconditionally guaranteed by International Bank for Reconstruction & Development (IBRD), International Finance Corporation (IFC), or Inter-American Development Bank (IADB)	<i>Complies</i>
Municipal Securities (CA, Other States)	5% max per issuer; Registered treasury notes or bonds of this state or any of the other 49 United States, including bonds payable solely out of the revenues from a revenue-producing property owned, controlled, or operated by a state or by a department, board, agency, or authority of this state or any of the other 49 United States. Bonds, notes, warrants, or other evidence of indebtedness of any local agency, including the District's own bonds, within this state, including bonds payable solely out of the revenues from a revenue-producing property owned, controlled, or operated by the local agency, or by a department, board, agency, or authority of the local agency.	<i>Complies</i>
Corporate Medium Term Notes	"A" rating category or better by a NRSRO; 30% max; 5% max per issuer; Issuer is a corporation organized and operating within the U.S. or by depository institutions licensed by the U.S. or any state and operating within the U.S.	<i>Complies</i>
Asset-Backed, Mortgage-Backed, Mortgage Pass-Through Securities, and Collateralized Mortgage Obligations	"AA" rating category or higher by a NRSRO; 20% max (combined ABS/MBS/CMO); 5% max per issuer that is not a U.S. Government Agency; Asset-Backed, Mortgage-Backed, Mortgage Pass-Through Securities, and Collateralized Mortgage Obligations limited to mortgage-backed pass-through securities issued by a US government agency or consumer receivable pass-through certificates or bonds	<i>Complies</i>
Negotiable Certificates of Deposit (NCD)	30% max; 5% max per issuer; Issued by a nationally or state-chartered bank, or a federal or state association, a state or federal credit union, or by a federally-licensed or state-licensed branch of a foreign bank.	<i>Complies</i>
Certificate of Deposit Placement Service (CDARS)	50% max (combined with Negotiable Certificates of Deposit)	<i>Complies</i>
Collateralized Bank Deposits	Deposits with financial institutions will be collateralized with pledged securities per California Government Code	<i>Complies</i>
Banker's Acceptances	"A-1" short-term rating or better by a NRSRO; 40% max; 30% max per commercial bank; 5% max per issuer; 180 days max maturity; Issued by domestic or foreign banks, which are eligible for purchase by the Federal Reserve System.	<i>Complies</i>
Commercial Paper	"Prime" quality of the highest rating by a NRSRO; The entity that issues the commercial paper shall meet all conditions: (i) Organized and operating in the U.S. as a general corporation; (ii) Has total assets >\$500 million; (iii) Has debt other than commercial paper, if any, that is "A" rating category or higher by a NRSRO; 25% max; 5% max per issuer; 10% max of the outstanding paper of an issuing corporation; 270 days max maturity	<i>Complies</i>
Money Market Mutual Funds	20% max; Registered with SEC under Investment Company Act of 1940 and issued by diversified management companies and meet either of the following criteria: (i) Highest rating by two NRSROs; or (ii) Retained an investment adviser registered or exempt from SEC registration with > 5 years experience managing money market mutual funds with AUM >\$500 million	<i>Complies</i>
Local Agency Investment Fund (LAIF)	Maximum amount permitted by LAIF; Not used by investment adviser	<i>Complies</i>

Local Government Investment Pool (LGIP)	No limitation; However, the amount invested may not exceed the current maximum allowed by the pool; "AAm", or its equivalent, by a NRSRO; Shares of beneficial interest issued by a joint powers authority organized pursuant to Government Code Section; must meet the requirements of California Government Code Section 53601(p); the pool must seek to maintain a stable Net Asset Value ("NAV")	<i>Complies</i>
Repurchase Agreements	10% max; 102% Collateralized; 1 year max maturity; Not used by investment adviser	<i>Complies</i>
Max Per Issuer	5% max per issuer, except U.S. Treasuries, Federal Agency securities, LGIPs, and LAIF	<i>Complies</i>
Maximum Maturity	5 years maximum maturity	<i>Complies</i>



Beaumont Cherry Valley Water District

Holdings Report

As of August 31, 2023

CUSIP	Security Description	Par Value/Units	Purchase Date Book Yield	Cost Value Book Value	Mkt Price Mkt YTM	Market Value Accrued Int.	% of Port. Gain/Loss	Moody/S&P Fitch	Maturity Duration
ABS									
36262XAC8	GM Financial Auto Lease Trust 2021-3 A2 0.39% Due 10/21/2024	57,085.67	05/04/2022 2.99%	55,225.93 56,665.44	99.11 6.07%	56,580.40 6.80	0.15% (85.04)	NR / AAA AAA	1.14 0.15
43813GAC5	Honda Auto Receivables Trust 2021-1 A3 0.27% Due 4/21/2025	83,678.55	Various 2.37%	81,773.71 83,123.98	98.13 5.87%	82,111.42 6.27	0.22% (1,012.56)	Aaa / NR AAA	1.64 0.33
36266FAC3	GM Financial Auto Lease Trust 2022-2 A3 3.42% Due 6/20/2025	130,000.00	05/03/2022 3.45%	129,986.44 129,994.53	98.51 6.16%	128,056.76 135.85	0.34% (1,937.77)	NR / AAA AAA	1.81 0.55
44933LAC7	Hyundai Auto Receivables Trust 2021-A A3 0.38% Due 9/15/2025	133,528.54	04/25/2022 2.62%	129,731.33 132,225.63	97.81 5.87%	130,602.93 22.55	0.35% (1,622.70)	NR / AAA AAA	2.04 0.40
05593AAC3	BMW Vehicle Lease Trust 2023-1 A3 5.16% Due 11/25/2025	50,000.00	02/07/2023 5.22%	49,998.81 49,999.12	99.34 5.81%	49,671.80 43.00	0.13% (327.32)	Aaa / AAA NR	2.24 1.10
44934KAC8	Hyundai Auto Receivables Trust 2021-B A3 0.38% Due 1/15/2026	26,856.76	05/19/2022 2.98%	25,828.66 26,394.97	97.12 5.91%	26,082.91 4.54	0.07% (312.06)	NR / AAA AAA	2.38 0.52
47789QAC4	John Deere Owner Trust 2021-B A3 0.52% Due 3/16/2026	91,691.37	05/02/2022 3.32%	86,891.90 89,119.73	96.42 5.86%	88,405.88 21.19	0.24% (713.85)	Aaa / NR AAA	2.54 0.67
89238JAC9	Toyota Auto Receivables Trust 2021-D A3 0.71% Due 4/15/2026	37,804.04	12/14/2022 5.48%	35,602.25 36,322.28	96.13 6.10%	36,341.93 11.93	0.10% 19.65	NR / AAA AAA	2.62 0.72
43815PAC3	Honda Auto Receivables 2022-2 A3 3.73% Due 7/20/2026	50,000.00	08/15/2022 3.76%	49,997.02 49,998.01	97.59 5.59%	48,794.00 67.35	0.13% (1,204.01)	NR / AAA AAA	2.89 1.32
89238FAD5	Toyota Auto Receivables OT 2022-B A3 2.93% Due 9/15/2026	209,000.00	Various 3.26%	207,519.11 208,134.05	96.94 5.86%	202,610.45 272.16	0.54% (5,523.60)	Aaa / AAA NR	3.04 1.06
02582JJR2	American Express 2021-1 A 0.9% Due 11/15/2026	386,000.00	Various 3.23%	364,484.53 375,717.53	94.59 5.66%	365,127.44 154.40	0.98% (10,590.09)	Aaa / NR AAA	3.21 1.15
362585AC5	GM Financial Securitized ART 2022-2 A3 3.1% Due 2/16/2027	40,000.00	04/05/2022 3.13%	39,991.64 39,995.02	97.05 5.74%	38,820.16 51.67	0.10% (1,174.86)	Aaa / AAA NR	3.47 1.13
47800AAC4	John Deere Owner Trust 2022-B A3 3.74% Due 2/16/2027	115,000.00	07/12/2022 3.77%	114,989.02 114,992.45	97.40 5.72%	112,013.57 191.16	0.30% (2,978.88)	Aaa / NR AAA	3.47 1.34
89231CAD9	Toyota Auto Receivables Owner 2022-C A3 3.76% Due 4/15/2027	140,000.00	08/08/2022 3.80%	139,976.61 139,983.93	97.48 5.60%	136,471.30 233.96	0.37% (3,512.63)	NR / AAA AAA	3.62 1.40



Holdings Report

As of August 31, 2023



CUSIP	Security Description	Par Value/Units	Purchase Date Book Yield	Cost Value Book Value	Mkt Price Mkt YTM	Market Value Accrued Int.	% of Port. Gain/Loss	Moody/S&P Fitch	Maturity Duration
ABS									
36265WAD5	GM Financial Securitized Auto 2022-3 A3 3.64% Due 4/16/2027	55,000.00	07/06/2022 3.67%	54,999.62 54,999.76	97.52 5.53%	53,636.99 83.42	0.14% (1,362.77)	Aaa / NR AAA	3.63 1.34
43815JAC7	Honda Auto Receivables Owner 2023-1 A3 5.04% Due 4/21/2027	50,000.00	02/16/2023 5.10%	49,990.71 49,992.23	99.41 5.42%	49,706.55 70.00	0.13% (285.68)	Aaa / NR AAA	3.64 1.80
02582JIT8	American Express Credit Trust 2022-2 A 3.39% Due 5/17/2027	235,000.00	05/17/2022 3.42%	234,948.02 234,970.26	96.75 5.46%	227,355.69 354.07	0.61% (7,614.57)	NR / AAA AAA	3.71 1.60
92348KAA1	Verizon Master Trust 2021-1 A 0.5% Due 5/20/2027	300,000.00	10/21/2022 4.28%	279,093.75 286,751.99	96.23 3.89%	288,676.51 45.83	0.77% 1,924.52	Aaa / AAA AAA	3.72 1.12
47800BAC2	John Deere Owner Trust 2022-C A3 5.09% Due 6/15/2027	210,000.00	10/12/2022 5.15%	209,983.70 209,987.57	99.17 5.68%	208,254.06 475.07	0.56% (1,733.51)	Aaa / NR AAA	3.79 1.56
92348KAV5	Verizon Master Trust 2022-5 A1A 3.72% Due 7/20/2027	140,000.00	08/02/2022 3.75%	139,993.84 139,996.19	99.17 5.09%	138,833.10 159.13	0.37% (1,163.09)	NR / AAA AAA	3.89 0.93
58770AAC7	Mercedes-Benz Auto Receivable 2023-1 A3 4.51% Due 11/15/2027	125,000.00	01/18/2023 4.56%	124,985.00 124,987.59	98.58 5.45%	123,222.38 250.56	0.33% (1,765.21)	NR / AAA AAA	4.21 1.59
Total ABS		2,665,644.93	3.73%	2,605,991.60 2,634,352.26	5.48%	2,591,376.23 2,660.91	6.94% (42,976.03)	Aaa / AAA AAA	3.20 1.12

AGENCY									
3133EJYL7	FFCB Note 2.8% Due 9/5/2023	95,000.00	04/07/2022 2.27%	95,688.47 95,005.35	99.97 5.21%	94,973.78 1,300.44	0.26% (31.57)	Aaa / AA+ AA+	0.01 0.01
313383YJ4	FHLB Note 3.375% Due 9/8/2023	500,000.00	04/26/2022 2.35%	506,845.00 500,096.02	99.96 5.40%	499,795.00 8,109.38	1.36% (301.02)	Aaa / AA+ NR	0.02 0.02
3130APU29	FHLB Note 0.5% Due 11/9/2023	400,000.00	06/28/2022 3.06%	386,424.00 398,118.99	99.06 5.52%	396,238.80 622.22	1.06% (1,880.19)	Aaa / AA+ NR	0.19 0.19
3130AAHE1	FHLB Note 2.5% Due 12/8/2023	150,000.00	04/07/2022 2.43%	150,159.30 150,025.63	99.15 5.66%	148,729.80 864.58	0.40% (1,295.83)	Aaa / AA+ NR	0.27 0.27
3133ENWP1	FFCB Note 2.625% Due 5/16/2024	270,000.00	05/10/2022 2.69%	269,635.50 269,871.35	98.17 5.28%	265,067.37 2,067.19	0.71% (4,803.98)	Aaa / AA+ AA+	0.71 0.68
3133ENYX2	FFCB Note 3.25% Due 6/17/2024	460,000.00	06/15/2022 3.40%	458,707.40 459,487.20	98.34 5.40%	452,373.66 3,073.06	1.22% (7,113.54)	Aaa / AA+ AA+	0.80 0.77



Holdings Report

As of August 31, 2023



CUSIP	Security Description	Par Value/Units	Purchase Date Book Yield	Cost Value Book Value	Mkt Price Mkt YTM	Market Value Accrued Int.	% of Port. Gain/Loss	Moody/S&P Fitch	Maturity Duration
AGENCY									
3130ASDS5	FHLB Note 2.75% Due 6/28/2024	500,000.00	06/28/2022 3.22%	495,520.00 498,152.77	97.88 5.41%	489,403.00 2,406.25	1.32% (8,749.77)	Aaa / AA+ NR	0.83 0.80
3133EN4N7	FFCB Note 4.25% Due 12/20/2024	625,000.00	12/15/2022 4.40%	623,181.25 623,815.70	98.75 5.25%	617,215.00 5,238.72	1.67% (6,600.70)	Aaa / AA+ AA+	1.31 1.24
3130AQMR1	FHLB Callable Note Annual 1/27/2023 1.25% Due 1/27/2025	150,000.00	04/18/2022 2.75%	144,043.95 146,980.86	94.38 5.46%	141,569.25 177.08	0.38% (5,411.61)	Aaa / AA+ NR	1.41 1.36
3135G05X7	FNMA Note 0.375% Due 8/25/2025	500,000.00	06/22/2022 3.27%	456,750.00 472,982.74	91.42 4.97%	457,123.50 31.25	1.22% (15,859.24)	Aaa / AA+ AA+	1.99 1.93
3133EPBJ3	FFCB Note 4.375% Due 2/23/2026	725,000.00	02/21/2023 4.50%	722,426.25 722,872.43	99.14 4.75%	718,777.33 704.86	1.92% (4,095.10)	Aaa / AA+ AA+	2.48 2.32
3130ALEM2	FHLB Callable Note Qtrly 11/25/2025 0.79% Due 2/25/2026	400,000.00	05/12/2022 2.96%	369,200.00 379,793.06	90.34 4.97%	361,352.00 52.67	0.97% (18,441.06)	Aaa / AA+ NR	2.49 2.40
3133EPCF0	FFCB Note 4.5% Due 3/2/2026	750,000.00	03/23/2023 3.97%	760,837.50 759,212.88	99.42 4.75%	745,637.25 16,781.25	2.04% (13,575.63)	Aaa / AA+ AA+	2.50 2.29
3133EPBM6	FFCB Note 4.125% Due 8/23/2027	750,000.00	02/21/2023 4.26%	745,935.00 746,405.37	98.98 4.41%	742,330.50 687.50	1.99% (4,074.87)	Aaa / AA+ AA+	3.98 3.62
3133EPGW9	FFCB Note 3.875% Due 4/25/2028	800,000.00	04/24/2023 3.76%	804,016.00 803,732.44	98.14 4.32%	785,130.40 10,850.00	2.13% (18,602.04)	Aaa / AA+ AA+	4.65 4.15
3133EPUN3	FFCB Note 4.5% Due 8/28/2028	325,000.00	08/28/2023 4.48%	325,289.25 325,288.77	100.86 4.31%	327,781.68 121.88	0.88% 2,492.91	Aaa / AA+ NR	5.00 4.43
Total Agency		7,400,000.00	3.62%	7,314,658.87 7,351,841.56	4.94%	7,243,498.32 53,088.33	19.52% (108,343.24)	Aaa / AA+ AA+	2.18 2.00
CMO									
3137BTU25	FHLMC K724 A2 3.062% Due 11/25/2023	319,101.28	06/13/2022 3.46%	317,568.10 318,853.99	99.39 6.12%	317,140.72 814.24	0.85% (1,713.27)	NR / NR AAA	0.24 0.13
3137BEVH4	FHLMC K040 A2 3.241% Due 9/25/2024	150,000.00	04/21/2022 2.94%	150,726.56 150,320.90	97.60 5.72%	146,394.00 405.13	0.39% (3,926.90)	NR / NR AAA	1.07 0.90
3137BFE98	FHLMC K041 A2 3.171% Due 10/25/2024	149,737.76	04/21/2022 2.96%	150,217.39 149,951.41	97.32 5.67%	145,724.49 395.68	0.39% (4,226.92)	Aaa / AAA AAA	1.15 1.00
3137BFXT3	FHLMC K042 A2 2.67% Due 12/25/2024	450,000.00	06/22/2022 3.52%	441,070.31 445,404.43	96.56 5.61%	434,520.45 200.25	1.16% (10,883.98)	Aaa / NR NR	1.32 1.13



CUSIP	Security Description	Par Value/Units	Purchase Date Book Yield	Cost Value Book Value	Mkt Price Mkt YTM	Market Value Accrued Int.	% of Port. Gain/Loss	Moody/S&P Fitch	Maturity Duration
CMO									
3137BHCY1	FHLMC K044 A2 2.811% Due 1/25/2025	367,596.09	06/16/2022 4.46%	359,152.87 363,136.90	96.46 5.57%	354,586.13 861.09	0.95% (8,550.77)	NR / NR AAA	1.41 1.24
3137F4WZ1	FHLMC K731 A2 3.6% Due 2/25/2025	362,854.01	05/03/2022 2.67%	366,992.82 364,997.76	97.43 5.58%	353,512.70 1,088.56	0.95% (11,485.06)	NR / NR AAA	1.49 1.21
3137BM7C4	FHLMC K051 A2 3.308% Due 9/25/2025	400,000.00	05/18/2022 3.06%	402,031.25 401,240.47	96.27 5.30%	385,076.40 1,102.67	1.03% (16,164.07)	NR / NR AAA	2.07 1.81
3137BNGT5	FHLMC K054 A2 2.745% Due 1/25/2026	350,000.00	12/15/2022 4.49%	334,742.19 338,253.69	94.72 5.20%	331,528.75 800.63	0.89% (6,724.94)	NR / AAA NR	2.41 2.13
3137FETN0	FHLMC K073 A2 3.35% Due 1/25/2028	130,000.00	07/10/2023 4.75%	123,083.59 123,292.29	94.05 4.88%	122,264.74 72.58	0.33% (1,027.55)	NR / NR AAA	4.41 3.90
Total CMO		2,679,289.14	3.57%	2,645,585.08 2,655,451.84	5.54%	2,590,748.38 5,740.83	6.95% (64,703.46)	Aaa / AAA AAA	1.59 1.37

CORPORATE									
02665WCT6	American Honda Finance Note 3.55% Due 1/12/2024	400,000.00	Various 2.77%	405,283.50 401,102.40	99.20 5.76%	396,809.60 1,932.78	1.07% (4,292.80)	A3 / A- A	0.37 0.36
24422EVN6	John Deere Capital Corp Note 0.45% Due 1/17/2024	400,000.00	Various 2.68%	385,011.00 396,734.32	98.17 5.38%	392,688.00 220.00	1.05% (4,046.32)	A2 / A A+	0.38 0.37
91159HHV5	US Bancorp Callable Note Cont 1/5/2024 3.375% Due 2/5/2024	150,000.00	04/20/2022 2.95%	151,047.00 150,211.75	99.03 5.68%	148,547.55 365.63	0.40% (1,664.20)	A3 / A A	0.43 0.42
637432NL5	National Rural Utilities Callable Note Cont 12/7/2023 2.95% Due 2/7/2024	150,000.00	04/06/2022 2.77%	150,441.00 150,070.36	98.76 5.88%	148,138.05 295.00	0.40% (1,932.31)	A1 / A- A+	0.44 0.42
89114QCB2	Toronto Dominion Bank Note 3.25% Due 3/11/2024	400,000.00	Various 3.02%	401,620.50 400,454.42	98.71 5.76%	394,849.20 6,138.89	1.07% (5,605.22)	A1 / A AA-	0.53 0.51
037833CU2	Apple Inc Callable Note Cont 3/11/2024 2.85% Due 5/11/2024	450,000.00	06/22/2022 3.23%	446,895.00 448,856.53	98.24 5.46%	442,075.50 3,918.75	1.19% (6,781.03)	Aaa / AA+ NR	0.70 0.67
747525AT0	Qualcomm Inc Callable Note Cont 3/20/2024 2.9% Due 5/20/2024	400,000.00	Various 2.72%	401,320.00 400,376.73	98.14 5.57%	392,542.40 3,254.45	1.06% (7,834.33)	A2 / A NR	0.72 0.69
69371RR81	Paccar Financial Corp Note 3.15% Due 6/13/2024	290,000.00	06/06/2022 3.16%	289,933.30 289,973.90	98.09 5.67%	284,456.36 1,979.25	0.77% (5,517.54)	A1 / A+ NR	0.79 0.75



CUSIP	Security Description	Par Value/Units	Purchase Date Book Yield	Cost Value Book Value	Mkt Price Mkt YTM	Market Value Accrued Int.	% of Port. Gain/Loss	Moody/S&P Fitch	Maturity Duration
CORPORATE									
06367TQW3	Bank of Montreal Note 0.625% Due 7/9/2024	425,000.00	04/27/2022 3.22%	401,846.00 415,992.46	95.72 5.83%	406,791.30 383.68	1.09% (9,201.16)	A2 / A- AA-	0.86 0.83
79466LAG9	Salesforce.com Inc Callable Note Cont 7/15/2022 0.625% Due 7/15/2024	375,000.00	Various 2.99%	356,177.25 367,581.19	95.88 5.53%	359,551.50 299.48	0.96% (8,029.69)	A2 / A+ NR	0.87 0.85
05531FBH5	Truist Financial Corporation Callable Note Cont 7/1/2024 2.5% Due 8/1/2024	400,000.00	Various 3.07%	395,039.00 397,987.13	96.77 6.18%	387,078.40 833.33	1.04% (10,908.73)	A3 / A- A	0.92 0.88
693475AY1	PNC Financial Services Callable Note Cont 10/2/2024 2.2% Due 11/1/2024	150,000.00	04/11/2022 2.99%	147,117.00 148,680.56	95.98 5.81%	143,963.40 1,100.00	0.39% (4,717.16)	A3 / A- A	1.17 1.12
89236TJT3	Toyota Motor Credit Corp Note 1.45% Due 1/13/2025	150,000.00	04/18/2022 3.00%	143,931.00 146,962.46	94.94 5.34%	142,413.00 290.00	0.38% (4,549.46)	A1 / A+ A+	1.37 1.32
00440EAS6	Chubb INA Holdings Inc Note 3.15% Due 3/15/2025	450,000.00	Various 3.67%	443,992.50 446,602.88	96.68 5.43%	435,060.45 6,536.25	1.18% (11,542.43)	A3 / A A	1.54 1.45
69371RR73	Paccar Financial Corp Note 2.85% Due 4/7/2025	120,000.00	03/31/2022 2.86%	119,968.80 119,983.38	96.17 5.38%	115,408.08 1,368.00	0.31% (4,575.30)	A1 / A+ NR	1.60 1.52
023135CE4	Amazon.com Inc Note 3% Due 4/13/2025	450,000.00	Various 3.22%	447,451.25 448,503.35	96.78 5.10%	435,512.26 5,175.00	1.18% (12,991.09)	A1 / AA AA-	1.62 1.53
78016EZ59	Royal Bank of Canada Note 3.375% Due 4/14/2025	400,000.00	Various 3.64%	397,033.20 398,369.38	96.74 5.51%	386,952.80 5,137.50	1.05% (11,416.58)	A1 / A AA-	1.62 1.53
06406RBC0	Bank of NY Mellon Corp Callable Note Cont 3/25/2025 3.35% Due 4/25/2025	400,000.00	Various 3.27%	400,918.40 400,493.13	96.40 5.66%	385,607.60 4,690.00	1.04% (14,885.53)	A1 / A AA-	1.65 1.56
808513AX3	Charles Schwab Corp Callable Note Cont 3/21/2025 3.85% Due 5/21/2025	450,000.00	06/22/2022 3.80%	450,561.98 450,318.32	96.97 5.72%	436,356.00 4,812.50	1.18% (13,962.32)	A2 / A- A	1.72 1.62
46647PCH7	JP Morgan Chase & Co Callable Note Cont 6/1/2024 0.824% Due 6/1/2025	400,000.00	Various 4.27%	378,688.50 387,932.76	96.03 6.11%	384,108.00 824.00	1.03% (3,824.76)	A1 / A- AA-	1.75 1.67
63743HFE7	National Rural Utilities Note 3.45% Due 6/15/2025	60,000.00	04/27/2022 3.46%	59,983.80 59,990.70	96.42 5.58%	57,849.66 437.00	0.16% (2,141.04)	A2 / A- A	1.79 1.69
26442UAA2	Duke Energy Progress LLC Callable Note Cont 5/15/25 3.25% Due 8/15/2025	400,000.00	Various 3.26%	399,859.00 399,906.72	96.30 5.26%	385,209.60 577.78	1.03% (14,697.12)	Aa3 / A NR	1.96 1.86



CUSIP	Security Description	Par Value/Units	Purchase Date Book Yield	Cost Value Book Value	Mkt Price Mkt YTM	Market Value Accrued Int.	% of Port. Gain/Loss	Moody/S&P Fitch	Maturity Duration
CORPORATE									
89236TKF1	Toyota Motor Credit Corp Note 3.65% Due 8/18/2025	180,000.00	08/15/2022 3.68%	179,838.00 179,894.02	97.08 5.23%	174,739.32 237.25	0.47% (5,154.70)	A1 / A+ A+	1.97 1.86
931142EW9	Wal-Mart Stores Note 3.9% Due 9/9/2025	100,000.00	09/06/2022 3.92%	99,930.00 99,952.80	97.80 5.06%	97,803.10 1,863.33	0.27% (2,149.70)	Aa2 / AA AA	2.03 1.88
437076CR1	Home Depot Callable Note Cont 8/15/2025 4% Due 9/15/2025	450,000.00	09/14/2022 4.12%	448,560.00 449,017.58	97.91 5.09%	440,613.45 8,300.00	1.20% (8,404.13)	A2 / A A	2.04 1.89
63743HFF4	National Rural Utilities Note 5.45% Due 10/30/2025	145,000.00	10/20/2022 5.50%	144,805.70 144,859.82	100.29 5.30%	145,417.02 2,656.12	0.40% 557.20	A2 / A- A	2.17 1.99
637432NG6	National Rural Utilities Callable Note Cont 8/1/2025 3.25% Due 11/1/2025	60,000.00	04/14/2022 3.31%	59,880.00 59,926.44	95.68 5.38%	57,410.82 650.00	0.16% (2,515.62)	A1 / A- A+	2.17 2.03
756109BE3	Realty Income Corp Callable Note Cont 9/1/2025 4.625% Due 11/1/2025	400,000.00	09/20/2022 4.64%	399,764.00 399,835.46	98.38 5.43%	393,502.40 6,166.67	1.07% (6,333.06)	A3 / A- NR	2.17 2.00
14913R3B1	Caterpillar Financial Service Note 4.8% Due 1/6/2026	370,000.00	01/20/2023 4.35%	374,554.70 373,625.17	99.51 5.02%	368,183.67 2,713.33	0.99% (5,441.50)	A2 / A A+	2.35 2.18
61747YET8	Morgan Stanley Callable Note Cont 7/17/2025 4.679% Due 7/17/2026	400,000.00	09/20/2022 5.60%	395,440.00 396,565.28	97.91 5.86%	391,637.20 2,287.51	1.05% (4,928.08)	A1 / A- A+	2.88 1.76
665859AW4	Northern Trust Company Callable Note Cont 4/10/2027 4% Due 5/10/2027	450,000.00	Various 3.99%	450,269.40 450,206.30	96.03 5.19%	432,152.55 5,550.00	1.17% (18,053.75)	A2 / A+ A+	3.69 3.33
91324PEG3	United Health Group Inc Callable Note Cont 4/15/2027 3.7% Due 5/15/2027	115,000.00	05/17/2022 3.69%	115,055.80 115,041.44	96.13 4.85%	110,550.55 1,252.86	0.30% (4,490.89)	A2 / A+ A	3.71 3.37
341081GN1	Florida Power and Light Callable Note Cont 3/15/2028 4.4% Due 5/15/2028	450,000.00	05/23/2023 4.59%	446,175.00 446,383.41	97.82 4.92%	440,195.85 5,665.00	1.19% (6,187.56)	Aa2 / A+ AA-	4.71 4.14
58933YBH7	Merck & Co Callable Note Cont 4/17/2028 4.05% Due 5/17/2028	110,000.00	05/08/2023 4.07%	109,910.90 109,916.12	97.60 4.62%	107,357.91 1,287.00	0.29% (2,558.21)	A1 / A+ NR	4.72 4.18
Total Corporate		10,500,000.00	3.60%	10,398,302.48 10,452,308.67	5.49%	10,221,532.55 89,198.34	27.58% (230,776.12)	A1 / A A+	1.69 1.53



CUSIP	Security Description	Par Value/Units	Purchase Date Book Yield	Cost Value Book Value	Mkt Price Mkt YTM	Market Value Accrued Int.	% of Port. Gain/Loss	Moody/S&P Fitch	Maturity Duration
MONEY MARKET FUND									
31846V807	First American Treasury MMF Class Y	118,176.89	Various 4.95%	118,176.89 118,176.89	1.00 4.95%	118,176.89 0.00	0.32% 0.00	Aaa / AA+ AAA	0.00 0.00
Total Money Market Fund		118,176.89	4.95%	118,176.89 118,176.89	4.95%	118,176.89 0.00	0.32% 0.00	Aaa / AA+ AAA	0.00 0.00

SUPRANATIONAL									
4581X0EE4	Inter-American Dev Bank Note 3.25% Due 7/1/2024	365,000.00	06/22/2022 3.26%	364,963.50 364,984.82	98.15 5.54%	358,255.17 1,977.08	0.96% (6,729.65)	Aaa / AAA AAA	0.84 0.80
45950KDD9	International Finance Corp Note 4.5% Due 7/13/2028	340,000.00	07/06/2023 4.53%	339,622.60 339,632.93	100.32 4.42%	341,091.06 2,040.00	0.92% 1,458.13	Aaa / AAA NR	4.87 4.31
Total Supranational		705,000.00	3.87%	704,586.10 704,617.75	5.00%	699,346.23 4,017.08	1.88% (5,271.52)	Aaa / AAA AAA	2.80 2.51

US TREASURY									
91282CAW1	US Treasury Note 0.25% Due 11/15/2023	750,000.00	Various 2.62%	723,837.89 746,446.47	98.95 5.41%	742,089.75 555.36	1.99% (4,356.72)	Aaa / AA+ AA+	0.21 0.20
91282CBV2	US Treasury Note 0.375% Due 4/15/2024	750,000.00	Various 2.70%	717,480.47 739,519.80	96.91 5.49%	726,826.50 1,068.15	1.95% (12,693.30)	Aaa / AA+ AA+	0.62 0.61
91282CCG4	US Treasury Note 0.25% Due 6/15/2024	775,000.00	Various 2.92%	733,680.66 759,306.71	96.06 5.41%	744,484.38 412.91	1.99% (14,822.33)	Aaa / AA+ AA+	0.79 0.77
91282CCT6	US Treasury Note 0.375% Due 8/15/2024	750,000.00	Various 2.78%	711,445.31 733,379.96	95.34 5.45%	715,019.25 129.93	1.91% (18,360.71)	Aaa / AA+ AA+	0.96 0.93
91282CCX7	US Treasury Note 0.375% Due 9/15/2024	750,000.00	Various 2.84%	708,437.50 731,584.54	95.01 5.37%	712,587.75 1,299.24	1.91% (18,996.79)	Aaa / AA+ AA+	1.04 1.01
91282CDB4	US Treasury Note 0.625% Due 10/15/2024	750,000.00	Various 2.88%	711,455.08 731,760.39	94.96 5.31%	712,177.50 1,780.23	1.91% (19,582.89)	Aaa / AA+ AA+	1.13 1.09
91282CDH1	US Treasury Note 0.75% Due 11/15/2024	750,000.00	Various 2.93%	710,820.32 731,144.54	94.79 5.26%	710,947.50 1,666.11	1.91% (20,197.04)	Aaa / AA+ AA+	1.21 1.17



Holdings Report

As of August 31, 2023



CUSIP	Security Description	Par Value/Units	Purchase Date Book Yield	Cost Value Book Value	Mkt Price Mkt YTM	Market Value Accrued Int.	% of Port. Gain/Loss	Moody/S&P Fitch	Maturity Duration
US TREASURY									
91282CDN8	US Treasury Note 1% Due 12/15/2024	750,000.00	Various 3.13%	711,869.14	94.80	711,006.00	1.91%	Aaa / AA+ AA+	1.29
				730,302.82	5.22%	1,598.36	(19,296.82)		1.25
91282CDS7	US Treasury Note 1.125% Due 1/15/2025	775,000.00	Various 3.02%	737,794.93	94.69	733,858.35	1.97%	Aaa / AA+ AA+	1.38
				755,815.33	5.18%	1,137.23	(21,956.98)		1.33
91282CDZ1	US Treasury Note 1.5% Due 2/15/2025	750,000.00	Various 2.88%	723,125.00	94.95	712,089.75	1.91%	Aaa / AA+ AA+	1.46
				735,563.48	5.15%	519.70	(23,473.73)		1.41
91282CED9	US Treasury Note 1.75% Due 3/15/2025	750,000.00	Various 2.93%	726,035.16	95.11	713,320.50	1.92%	Aaa / AA+ AA+	1.54
				737,026.97	5.09%	6,063.18	(23,706.47)		1.48
91282CEH0	US Treasury Note 2.625% Due 4/15/2025	500,000.00	06/28/2022 3.23%	491,933.59	96.26	481,289.00	1.30%	Aaa / AA+ AA+	1.62
				495,322.90	5.05%	4,984.63	(14,033.90)		1.54
912828XB1	US Treasury Note 2.125% Due 5/15/2025	750,000.00	Various 3.09%	729,971.68	95.33	714,990.00	1.93%	Aaa / AA+ AA+	1.71
				738,320.06	5.01%	4,720.62	(23,330.06)		1.63
91282CEU1	US Treasury Note 2.875% Due 6/15/2025	670,000.00	06/28/2022 3.22%	663,457.03	96.46	646,261.90	1.74%	Aaa / AA+ AA+	1.79
				666,051.24	4.97%	4,105.12	(19,789.34)		1.70
91282CAB7	US Treasury Note 0.25% Due 7/31/2025	800,000.00	Various 3.08%	732,058.59	91.61	732,844.00	1.96%	Aaa / AA+ AA+	1.92
				759,013.21	4.89%	173.92	(26,169.21)		1.87
91282CFP1	US Treasury Note 4.25% Due 10/15/2025	600,000.00	10/18/2022 4.46%	596,554.69	98.88	593,273.40	1.61%	Aaa / AA+ AA+	2.13
				597,554.84	4.81%	9,684.43	(4,281.44)		1.97
91282CFW6	US Treasury Note 4.5% Due 11/15/2025	750,000.00	11/09/2022 4.55%	748,945.31	99.39	745,429.50	2.02%	Aaa / AA+ AA+	2.21
				749,224.38	4.79%	9,996.60	(3,794.88)		2.05
91282CBT7	US Treasury Note 0.75% Due 3/31/2026	750,000.00	Various 2.97%	690,097.65	90.76	680,683.50	1.83%	Aaa / AA+ AA+	2.58
				709,715.42	4.59%	2,366.80	(29,031.92)		2.49
91282CGT2	US Treasury Note 3.625% Due 3/31/2028	800,000.00	06/15/2023 3.96%	788,312.50	97.21	777,687.20	2.11%	Aaa / AA+ AA+	4.59
				788,826.75	4.30%	12,202.19	(11,139.55)		4.10
91282CHA2	US Treasury Note 3.5% Due 4/30/2028	400,000.00	05/23/2023 3.74%	395,640.63	96.68	386,718.80	1.05%	Aaa / AA+ AA+	4.67
				395,882.41	4.29%	4,717.39	(9,163.61)		4.20
Total US Treasury		14,320,000.00	3.17%	13,752,953.13 14,031,762.22	5.07%	13,693,584.53 69,182.10	36.82% (338,177.69)	Aaa / AA+ AA+	1.68 1.59
TOTAL PORTFOLIO		38,388,110.96	3.46%	37,540,254.15 37,948,511.19	5.22%	37,158,263.13 223,887.59	100.00% (790,248.06)	Aa2 / AA AA+	1.90 1.62
TOTAL MARKET VALUE PLUS ACCRUED						37,382,150.72			



Beaumont Cherry Valley Water District

Income Earned

As of August 31, 2023

CUSIP	Security Description	Trade Date Settle Date Units	Book Value: Begin Book Value: Acq Book Value: Disp Book Value: End	Prior Accrued Inc. Received Ending Accrued Total Interest	Accr. Of Discount Amort. Of Premium Net Accret/Amort Income Earned	Total Income
FIXED INCOME						
00440EAS6	Chubb INA Holdings Inc Note 3.15% Due 03/15/2025	Various Various 450,000.00	446,415.16 0.00 0.00 446,602.88	5,355.00 0.00 6,536.25 1,181.25	187.72 0.00 187.72 1,368.97	1,368.97
023135CE4	Amazon.com Inc Note 3% Due 04/13/2025	Various Various 450,000.00	448,424.71 0.00 0.00 448,503.35	4,050.00 0.00 5,175.00 1,125.00	95.40 16.76 78.64 1,203.64	1,203.64
02582JJR2	American Express 2021-1 A 0.9% Due 11/15/2026	Various Various 386,000.00	374,994.72 0.00 0.00 375,717.53	154.40 289.50 154.40 289.50	722.81 0.00 722.81 1,012.31	1,012.31
02582JIT8	American Express Credit Trust 2022-2 A 3.39% Due 05/17/2027	05/17/2022 05/24/2022 235,000.00	234,968.77 0.00 0.00 234,970.26	354.07 663.88 354.07 663.88	1.49 0.00 1.49 665.37	665.37
02665WCT6	American Honda Finance Note 3.55% Due 01/12/2024	Various Various 400,000.00	401,359.35 0.00 0.00 401,102.40	749.44 0.00 1,932.78 1,183.34	0.00 256.95 (256.95) 926.39	926.39
037833CU2	Apple Inc Callable Note Cont 3/11/2024 2.85% Due 05/11/2024	06/22/2022 06/24/2022 450,000.00	448,716.42 0.00 0.00 448,856.53	2,850.00 0.00 3,918.75 1,068.75	140.11 0.00 140.11 1,208.86	1,208.86
05531FBH5	Truist Financial Corporation Callable Note Cont 7/1/2024 2.5% Due 08/01/2024	Various Various 400,000.00	397,800.87 0.00 0.00 397,987.13	5,000.00 5,000.00 833.33 833.33	186.26 0.00 186.26 1,019.59	1,019.59
05593AAC3	BMW Vehicle Lease Trust 2023-1 A3 5.16% Due 11/25/2025	02/07/2023 02/15/2023 50,000.00	49,999.07 0.00 0.00 49,999.12	43.00 215.00 43.00 215.00	0.05 0.00 0.05 215.05	215.05
06367TQW3	Bank of Montreal Note 0.625% Due 07/09/2024	04/27/2022 04/29/2022 425,000.00	415,097.48 0.00 0.00 415,992.46	162.33 0.00 383.68 221.35	894.98 0.00 894.98 1,116.33	1,116.33



CUSIP	Security Description	Trade Date Settle Date Units	Book Value: Begin Book Value: Acq Book Value: Disp Book Value: End	Prior Accrued Inc. Received Ending Accrued Total Interest	Accr. Of Discount Amort. Of Premium Net Accret/Amort Income Earned	Total Income
06406RBC0	Bank of NY Mellon Corp Callable Note Cont 3/25/2025 3.35% Due 04/25/2025	Various Various 400,000.00	400,519.93 0.00 0.00 400,493.13	3,573.34 0.00 4,690.00 1,116.66	0.43 27.23 (26.80) 1,089.86	1,089.86
14913R3B1	Caterpillar Financial Service Note 4.8% Due 01/06/2026	01/20/2023 01/24/2023 370,000.00	373,756.15 0.00 0.00 373,625.17	1,233.33 0.00 2,713.33 1,480.00	0.00 130.98 (130.98) 1,349.02	1,349.02
24422EVN6	John Deere Capital Corp Note 0.45% Due 01/17/2024	Various Various 400,000.00	396,000.73 0.00 0.00 396,734.32	70.00 0.00 220.00 150.00	733.59 0.00 733.59 883.59	883.59
26442UAA2	Duke Energy Progress LLC Callable Note Cont 5/15/25 3.25% Due 08/15/2025	Various Various 400,000.00	399,903.32 0.00 0.00 399,906.72	5,994.45 6,500.00 577.78 1,083.33	8.42 5.02 3.40 1,086.73	1,086.73
3130AAHE1	FHLB Note 2.5% Due 12/08/2023	04/07/2022 04/08/2022 150,000.00	150,033.74 0.00 0.00 150,025.63	552.08 0.00 864.58 312.50	0.00 8.11 (8.11) 304.39	304.39
3130ALEM2	FHLB Callable Note Qtrly 11/25/2025 0.79% Due 02/25/2026	05/12/2022 05/13/2022 400,000.00	379,103.18 0.00 0.00 379,793.06	1,369.33 1,580.00 52.67 263.34	689.88 0.00 689.88 953.22	953.22
3130APU29	FHLB Note 0.5% Due 11/09/2023	06/28/2022 06/29/2022 400,000.00	397,273.90 0.00 0.00 398,118.99	455.56 0.00 622.22 166.66	845.09 0.00 845.09 1,011.75	1,011.75
3130AQMR1	FHLB Callable Note Annual 1/27/2023 1.25% Due 01/27/2025	04/18/2022 04/19/2022 150,000.00	146,798.77 0.00 0.00 146,980.86	20.83 0.00 177.08 156.25	182.09 0.00 182.09 338.34	338.34
3130ASDS5	FHLB Note 2.75% Due 06/28/2024	06/28/2022 06/29/2022 500,000.00	497,962.52 0.00 0.00 498,152.77	1,260.42 0.00 2,406.25 1,145.83	190.25 0.00 190.25 1,336.08	1,336.08



CUSIP	Security Description	Trade Date Settle Date Units	Book Value: Begin Book Value: Acq Book Value: Disp Book Value: End	Prior Accrued Inc. Received Ending Accrued Total Interest	Accr. Of Discount Amort. Of Premium Net Accret/Amort Income Earned	Total Income
313383YJ4	FHLB Note 3.375% Due 09/08/2023	04/26/2022 04/27/2022 500,000.00	500,521.26 0.00 0.00 500,096.02	6,703.13 0.00 8,109.38 1,406.25	0.00 425.24 (425.24) 981.01	981.01
3133EJYL7	FFCB Note 2.8% Due 09/05/2023	04/07/2022 04/08/2022 95,000.00	95,046.79 0.00 0.00 95,005.35	1,078.78 0.00 1,300.44 221.66	0.00 41.44 (41.44) 180.22	180.22
3133EN4N7	FFCB Note 4.25% Due 12/20/2024	12/15/2022 12/20/2022 625,000.00	623,738.57 0.00 0.00 623,815.70	3,025.17 0.00 5,238.72 2,213.55	77.13 0.00 77.13 2,290.68	2,290.68
3133ENWP1	FFCB Note 2.625% Due 05/16/2024	05/10/2022 05/16/2022 270,000.00	269,855.90 0.00 0.00 269,871.35	1,476.56 0.00 2,067.19 590.63	15.45 0.00 15.45 606.08	606.08
3133ENYX2	FFCB Note 3.25% Due 06/17/2024	06/15/2022 06/17/2022 460,000.00	459,432.39 0.00 0.00 459,487.20	1,827.22 0.00 3,073.06 1,245.84	54.81 0.00 54.81 1,300.65	1,300.65
3133EPBJ3	FFCB Note 4.375% Due 02/23/2026	02/21/2023 02/23/2023 725,000.00	722,799.63 0.00 0.00 722,872.43	13,921.01 15,859.38 704.86 2,643.23	72.80 0.00 72.80 2,716.03	2,716.03
3133EPBM6	FFCB Note 4.125% Due 08/23/2027	02/21/2023 02/23/2023 750,000.00	746,328.63 0.00 0.00 746,405.37	13,578.13 15,468.75 687.50 2,578.12	76.74 0.00 76.74 2,654.86	2,654.86
3133EPCF0	FFCB Note 4.5% Due 03/02/2026	03/23/2023 03/24/2023 750,000.00	759,525.70 0.00 0.00 759,212.88	13,968.75 0.00 16,781.25 2,812.50	0.00 312.82 (312.82) 2,499.68	2,499.68
3133EPGW9	FFCB Note 3.875% Due 04/25/2028	04/24/2023 04/25/2023 800,000.00	803,800.58 0.00 0.00 803,732.44	8,266.67 0.00 10,850.00 2,583.33	0.00 68.14 (68.14) 2,515.19	2,515.19



CUSIP	Security Description	Trade Date Settle Date Units	Book Value: Begin Book Value: Acq Book Value: Disp Book Value: End	Prior Accrued Inc. Received Ending Accrued Total Interest	Accr. Of Discount Amort. Of Premium Net Accret/Amort Income Earned	Total Income
3133EPUN3	FFCB Note 4.5% Due 08/28/2028	08/28/2023 08/29/2023 325,000.00	0.00 325,289.25 0.00 325,288.77	0.00 (40.63) 121.88 81.25	0.00 0.48 (0.48) 80.77	80.77
3135G05X7	FNMA Note 0.375% Due 08/25/2025	06/22/2022 06/23/2022 500,000.00	471,825.93 0.00 0.00 472,982.74	812.50 937.50 31.25 156.25	1,156.81 0.00 1,156.81 1,313.06	1,313.06
3137B5KW2	FHLMC K035 A2 Due 08/25/2023	04/29/2022 05/04/2022 0.00	66,491.75 0.00 66,460.34 0.00	191.52 191.52 0.00 0.00	0.00 31.41 (31.41) (31.41)	(31.41)
3137BEVH4	FHLMC K040 A2 3.241% Due 09/25/2024	04/21/2022 04/26/2022 150,000.00	150,346.41 0.00 0.00 150,320.90	405.13 405.12 405.13 405.12	0.00 25.51 (25.51) 379.61	379.61
3137BFE98	FHLMC K041 A2 3.171% Due 10/25/2024	04/21/2022 04/26/2022 149,737.76	150,230.78 0.00 262.24 149,951.41	396.38 396.38 395.68 395.68	0.00 17.13 (17.13) 378.55	378.55
3137BFXT3	FHLMC K042 A2 2.67% Due 12/25/2024	06/22/2022 06/27/2022 450,000.00	445,092.69 0.00 0.00 445,404.43	200.25 1,001.25 200.25 1,001.25	311.74 0.00 311.74 1,312.99	1,312.99
3137BHCY1	FHLMC K044 A2 2.811% Due 01/25/2025	06/16/2022 06/22/2022 367,596.09	363,509.92 0.00 664.86 363,136.90	862.65 862.65 861.09 861.09	291.84 0.00 291.84 1,152.93	1,152.93
3137BM7C4	FHLMC K051 A2 3.308% Due 09/25/2025	05/18/2022 05/23/2022 400,000.00	401,293.08 0.00 0.00 401,240.47	1,102.67 1,102.67 1,102.67 1,102.67	0.00 52.61 (52.61) 1,050.06	1,050.06
3137BNGT5	FHLMC K054 A2 2.745% Due 01/25/2026	12/15/2022 12/20/2022 350,000.00	337,826.80 0.00 0.00 338,253.69	800.63 800.63 800.63 800.63	426.89 0.00 426.89 1,227.52	1,227.52



CUSIP	Security Description	Trade Date Settle Date Units	Book Value: Begin Book Value: Acq Book Value: Disp Book Value: End	Prior Accrued Inc. Received Ending Accrued Total Interest	Accr. Of Discount Amort. Of Premium Net Accret/Amort Income Earned	Total Income
3137BTU25	FHLMC K724 A2 3.062% Due 11/25/2023	06/13/2022 06/16/2022 319,101.28	339,009.76 0.00 20,267.39 318,853.99	865.96 865.96 814.24 814.24	111.62 0.00 111.62 925.86	925.86
3137F4WZ1	FHLMC K731 A2 3.6% Due 02/25/2025	05/03/2022 05/06/2022 362,854.01	365,741.04 0.00 611.40 364,997.76	1,090.40 1,090.40 1,088.56 1,088.56	0.00 131.88 (131.88) 956.68	956.68
3137FETN0	FHLMC K073 A2 3.35% Due 01/25/2028	07/10/2023 07/13/2023 130,000.00	123,162.90 0.00 0.00 123,292.29	72.58 362.92 72.58 362.92	129.39 0.00 129.39 492.31	492.31
341081GN1	Florida Power and Light Callable Note Cont 3/15/2028 4.4% Due 05/15/2028	05/23/2023 05/25/2023 450,000.00	446,318.15 0.00 0.00 446,383.41	4,015.00 0.00 5,665.00 1,650.00	65.26 0.00 65.26 1,715.26	1,715.26
362585AC5	GM Financial Securitized ART 2022-2 A3 3.1% Due 02/16/2027	04/05/2022 04/13/2022 40,000.00	39,994.81 0.00 0.00 39,995.02	51.67 103.33 51.67 103.33	0.21 0.00 0.21 103.54	103.54
36262XAC8	GM Financial Auto Lease Trust 2021-3 A2 0.39% Due 10/21/2024	05/04/2022 05/06/2022 57,085.67	68,449.42 0.00 11,983.99 56,665.44	8.23 22.45 6.80 21.02	200.01 0.00 200.01 221.03	221.03
36265WAD5	GM Financial Securitized Auto 2022-3 A3 3.64% Due 04/16/2027	07/06/2022 07/13/2022 55,000.00	54,999.75 0.00 0.00 54,999.76	83.42 166.83 83.42 166.83	0.01 0.00 0.01 166.84	166.84
36266FAC3	GM Financial Auto Lease Trust 2022-2 A3 3.42% Due 06/20/2025	05/03/2022 05/11/2022 130,000.00	129,994.01 0.00 0.00 129,994.53	135.85 370.50 135.85 370.50	0.52 0.00 0.52 371.02	371.02
437076CR1	Home Depot Callable Note Cont 8/15/2025 4% Due 09/15/2025	09/14/2022 09/19/2022 450,000.00	448,976.70 0.00 0.00 449,017.58	6,800.00 0.00 8,300.00 1,500.00	40.88 0.00 40.88 1,540.88	1,540.88



CUSIP	Security Description	Trade Date Settle Date Units	Book Value: Begin Book Value: Acq Book Value: Disp Book Value: End	Prior Accrued Inc. Received Ending Accrued Total Interest	Accr. Of Discount Amort. Of Premium Net Accret/Amort Income Earned	Total Income
43813GAC5	Honda Auto Receivables Trust 2021-1 A3 0.27% Due 04/21/2025	Various Various 83,678.55	93,762.05 0.00 10,805.79 83,123.98	7.09 21.26 6.27 20.44	167.72 0.00 167.72 188.16	188.16
43815JAC7	Honda Auto Receivables Owner 2023-1 A3 5.04% Due 04/21/2027	02/16/2023 02/24/2023 50,000.00	49,991.98 0.00 0.00 49,992.23	70.00 210.00 70.00 210.00	0.25 0.00 0.25 210.25	210.25
43815PAC3	Honda Auto Receivables 2022-2 A3 3.73% Due 07/20/2026	08/15/2022 08/24/2022 50,000.00	49,997.93 0.00 0.00 49,998.01	67.35 155.42 67.35 155.42	0.08 0.00 0.08 155.50	155.50
44933LAC7	Hyundai Auto Receivables Trust 2021-A A3 0.38% Due 09/15/2025	04/25/2022 04/27/2022 133,528.54	146,139.43 0.00 14,226.53 132,225.63	24.95 46.79 22.55 44.39	312.73 0.00 312.73 357.12	357.12
44934KAC8	Hyundai Auto Receivables Trust 2021-B A3 0.38% Due 01/15/2026	05/19/2022 05/23/2022 26,856.76	28,579.21 0.00 2,264.02 26,394.97	4.92 9.22 4.54 8.84	79.78 0.00 79.78 88.62	88.62
4581X0EE4	Inter-American Dev Bank Note 3.25% Due 07/01/2024	06/22/2022 07/01/2022 365,000.00	364,983.27 0.00 0.00 364,984.82	988.54 0.00 1,977.08 988.54	1.55 0.00 1.55 990.09	990.09
45950KDD9	International Finance Corp Note 4.5% Due 07/13/2028	07/06/2023 07/13/2023 340,000.00	339,626.52 0.00 0.00 339,632.93	765.00 0.00 2,040.00 1,275.00	6.41 0.00 6.41 1,281.41	1,281.41
46647PCH7	JP Morgan Chase & Co Callable Note Cont 6/1/2024 0.824% Due 06/01/2025	Various Various 400,000.00	387,347.33 0.00 0.00 387,932.76	549.33 0.00 824.00 274.67	585.43 0.00 585.43 860.10	860.10
47789QAC4	John Deere Owner Trust 2021-B A3 0.52% Due 03/16/2026	05/02/2022 05/03/2022 91,691.37	94,698.87 0.00 5,895.74 89,119.73	22.55 42.29 21.19 40.93	316.60 0.00 316.60 357.53	357.53



CUSIP	Security Description	Trade Date Settle Date Units	Book Value: Begin Book Value: Acq Book Value: Disp Book Value: End	Prior Accrued Inc. Received Ending Accrued Total Interest	Accr. Of Discount Amort. Of Premium Net Accret/Amort Income Earned	Total Income
47800AAC4	John Deere Owner Trust 2022-B A3 3.74% Due 02/16/2027	07/12/2022 07/20/2022 115,000.00	114,992.19 0.00 0.00 114,992.45	191.16 358.42 191.16 358.42	0.26 0.00 0.26 358.68	358.68
47800BAC2	John Deere Owner Trust 2022-C A3 5.09% Due 06/15/2027	10/12/2022 10/19/2022 210,000.00	209,987.19 0.00 0.00 209,987.57	475.07 890.75 475.07 890.75	0.38 0.00 0.38 891.13	891.13
58770AAC7	Mercedes-Benz Auto Receivable 2023-1 A3 4.51% Due 11/15/2027	01/18/2023 01/25/2023 125,000.00	124,987.23 0.00 0.00 124,987.59	250.56 469.79 250.56 469.79	0.36 0.00 0.36 470.15	470.15
58933YBH7	Merck & Co Callable Note Cont 4/17/2028 4.05% Due 05/17/2028	05/08/2023 05/17/2023 110,000.00	109,914.61 0.00 0.00 109,916.12	915.75 0.00 1,287.00 371.25	1.51 0.00 1.51 372.76	372.76
61747YET8	Morgan Stanley Callable Note Cont 7/17/2025 4.679% Due 07/17/2026	09/20/2022 09/22/2022 400,000.00	396,463.87 0.00 0.00 396,565.28	727.84 0.00 2,287.51 1,559.67	101.41 0.00 101.41 1,661.08	1,661.08
637432NG6	National Rural Utilities Callable Note Cont 8/1/2025 3.25% Due 11/01/2025	04/14/2022 04/19/2022 60,000.00	59,923.56 0.00 0.00 59,926.44	487.50 0.00 650.00 162.50	2.88 0.00 2.88 165.38	165.38
637432NL5	National Rural Utilities Callable Note Cont 12/7/2023 2.95% Due 02/07/2024	04/06/2022 04/08/2022 150,000.00	150,092.84 0.00 0.00 150,070.36	2,138.75 2,212.50 295.00 368.75	0.00 22.48 (22.48) 346.27	346.27
63743HFE7	National Rural Utilities Note 3.45% Due 06/15/2025	04/27/2022 05/04/2022 60,000.00	59,990.26 0.00 0.00 59,990.70	264.50 0.00 437.00 172.50	0.44 0.00 0.44 172.94	172.94
63743HFF4	National Rural Utilities Note 5.45% Due 10/30/2025	10/20/2022 10/31/2022 145,000.00	144,854.32 0.00 0.00 144,859.82	1,997.58 0.00 2,656.12 658.54	5.50 0.00 5.50 664.04	664.04



CUSIP	Security Description	Trade Date Settle Date Units	Book Value: Begin Book Value: Acq Book Value: Disp Book Value: End	Prior Accrued Inc. Received Ending Accrued Total Interest	Accr. Of Discount Amort. Of Premium Net Accret/Amort Income Earned	Total Income
665859AW4	Northern Trust Company Callable Note Cont 4/10/2027 4% Due 05/10/2027	Various Various 450,000.00	450,211.23 0.00 0.00 450,206.30	4,050.00 0.00 5,550.00 1,500.00	3.58 8.51 (4.93) 1,495.07	1,495.07
693475AY1	PNC Financial Services Callable Note Cont 10/2/2024 2.2% Due 11/01/2024	04/11/2022 04/13/2022 150,000.00	148,584.77 0.00 0.00 148,680.56	825.00 0.00 1,100.00 275.00	95.79 0.00 95.79 370.79	370.79
69371RR73	Paccar Financial Corp Note 2.85% Due 04/07/2025	03/31/2022 04/07/2022 120,000.00	119,982.49 0.00 0.00 119,983.38	1,083.00 0.00 1,368.00 285.00	0.89 0.00 0.89 285.89	285.89
69371RR81	Paccar Financial Corp Note 3.15% Due 06/13/2024	06/06/2022 06/13/2022 290,000.00	289,971.08 0.00 0.00 289,973.90	1,218.00 0.00 1,979.25 761.25	2.82 0.00 2.82 764.07	764.07
747525AT0	Qualcomm Inc Callable Note Cont 3/20/2024 2.9% Due 05/20/2024	Various Various 400,000.00	400,434.83 0.00 0.00 400,376.73	2,287.78 0.00 3,254.45 966.67	0.00 58.10 (58.10) 908.57	908.57
756109BE3	Realty Income Corp Callable Note Cont 9/1/2025 4.625% Due 11/01/2025	09/20/2022 09/22/2022 400,000.00	399,829.02 0.00 0.00 399,835.46	4,625.00 0.00 6,166.67 1,541.67	6.44 0.00 6.44 1,548.11	1,548.11
78016EZ59	Royal Bank of Canada Note 3.375% Due 04/14/2025	Various Various 400,000.00	398,283.84 0.00 0.00 398,369.38	4,012.50 0.00 5,137.50 1,125.00	85.54 0.00 85.54 1,210.54	1,210.54
79466LAG9	Salesforce.com Inc Callable Note Cont 7/15/2022 0.625% Due 07/15/2024	Various Various 375,000.00	366,857.97 0.00 0.00 367,581.19	104.17 0.00 299.48 195.31	723.22 0.00 723.22 918.53	918.53
808513AX3	Charles Schwab Corp Callable Note Cont 3/21/2025 3.85% Due 05/21/2025	06/22/2022 06/24/2022 450,000.00	450,335.73 0.00 0.00 450,318.32	3,368.75 0.00 4,812.50 1,443.75	0.00 17.41 (17.41) 1,426.34	1,426.34

Income Earned

As of August 31, 2023



CUSIP	Security Description	Trade Date Settle Date Units	Book Value: Begin Book Value: Acq Book Value: Disp Book Value: End	Prior Accrued Inc. Received Ending Accrued Total Interest	Accr. Of Discount Amort. Of Premium Net Accret/Amort Income Earned	Total Income
89114QCB2	Toronto Dominion Bank Note 3.25% Due 03/11/2024	Various Various 400,000.00	400,527.80 0.00 0.00 400,454.42	5,055.55 0.00 6,138.89 1,083.34	0.00 73.38 (73.38) 1,009.96	1,009.96
89231CAD9	Toyota Auto Receivables Owner 2022-C A3 3.76% Due 04/15/2027	08/08/2022 08/16/2022 140,000.00	139,983.34 0.00 0.00 139,983.93	233.96 438.67 233.96 438.67	0.59 0.00 0.59 439.26	439.26
89236TJT3	Toyota Motor Credit Corp Note 1.45% Due 01/13/2025	04/18/2022 04/20/2022 150,000.00	146,774.14 0.00 0.00 146,962.46	108.75 0.00 290.00 181.25	188.32 0.00 188.32 369.57	369.57
89236TKF1	Toyota Motor Credit Corp Note 3.65% Due 08/18/2025	08/15/2022 08/18/2022 180,000.00	179,889.44 0.00 0.00 179,894.02	2,974.75 3,285.00 237.25 547.50	4.58 0.00 4.58 552.08	552.08
89238FAD5	Toyota Auto Receivables OT 2022-B A3 2.93% Due 09/15/2026	Various Various 209,000.00	208,094.74 0.00 0.00 208,134.05	272.16 510.31 272.16 510.31	39.31 0.00 39.31 549.62	549.62
89238JAC9	Toyota Auto Receivables Trust 2021-D A3 0.71% Due 04/15/2026	12/14/2022 12/16/2022 37,804.04	38,397.94 0.00 2,255.39 36,322.28	12.64 23.70 11.93 22.99	179.73 0.00 179.73 202.72	202.72
91159HHV5	US Bancorp Callable Note Cont 1/5/2024 3.375% Due 02/05/2024	04/20/2022 04/22/2022 150,000.00	150,263.85 0.00 0.00 150,211.75	2,475.00 2,531.25 365.63 421.88	0.00 52.10 (52.10) 369.78	369.78
912828XB1	US Treasury Note 2.125% Due 05/15/2025	Various Various 750,000.00	737,737.94 0.00 0.00 738,320.06	3,378.05 0.00 4,720.62 1,342.57	582.12 0.00 582.12 1,924.69	1,924.69
91282CAB7	US Treasury Note 0.25% Due 07/31/2025	Various Various 800,000.00	757,195.48 0.00 0.00 759,013.21	5.44 0.00 173.92 168.48	1,817.73 0.00 1,817.73 1,986.21	1,986.21



Income Earned

As of August 31, 2023



CUSIP	Security Description	Trade Date Settle Date Units	Book Value: Begin Book Value: Acq Book Value: Disp Book Value: End	Prior Accrued Inc. Received Ending Accrued Total Interest	Accr. Of Discount Amort. Of Premium Net Accret/Amort Income Earned	Total Income
91282CAW1	US Treasury Note 0.25% Due 11/15/2023	Various Various 750,000.00	744,977.68 0.00 0.00 746,446.47	397.41 0.00 555.36 157.95	1,468.79 0.00 1,468.79 1,626.74	1,626.74
91282CBT7	US Treasury Note 0.75% Due 03/31/2026	Various Various 750,000.00	708,389.71 0.00 0.00 709,715.42	1,890.37 0.00 2,366.80 476.43	1,325.71 0.00 1,325.71 1,802.14	1,802.14
91282CBV2	US Treasury Note 0.375% Due 04/15/2024	Various Various 750,000.00	738,088.57 0.00 0.00 739,519.80	829.92 0.00 1,068.15 238.23	1,431.23 0.00 1,431.23 1,669.46	1,669.46
91282CCG4	US Treasury Note 0.25% Due 06/15/2024	Various Various 775,000.00	757,617.51 0.00 0.00 759,306.71	248.81 0.00 412.91 164.10	1,689.20 0.00 1,689.20 1,853.30	1,853.30
91282CCT6	US Treasury Note 0.375% Due 08/15/2024	Various Various 750,000.00	731,903.68 0.00 0.00 733,379.96	1,297.48 1,406.25 129.93 238.70	1,476.28 0.00 1,476.28 1,714.98	1,714.98
91282CCX7	US Treasury Note 0.375% Due 09/15/2024	Various Various 750,000.00	730,082.24 0.00 0.00 731,584.54	1,062.33 0.00 1,299.24 236.91	1,502.30 0.00 1,502.30 1,739.21	1,739.21
91282CDB4	US Treasury Note 0.625% Due 10/15/2024	Various Various 750,000.00	730,381.29 0.00 0.00 731,760.39	1,383.20 0.00 1,780.23 397.03	1,379.10 0.00 1,379.10 1,776.13	1,776.13
91282CDH1	US Treasury Note 0.75% Due 11/15/2024	Various Various 750,000.00	729,819.09 0.00 0.00 731,144.54	1,192.26 0.00 1,666.11 473.85	1,325.45 0.00 1,325.45 1,799.30	1,799.30
91282CDN8	US Treasury Note 1% Due 12/15/2024	Various Various 750,000.00	729,006.40 0.00 0.00 730,302.82	963.12 0.00 1,598.36 635.24	1,296.42 0.00 1,296.42 1,931.66	1,931.66



CUSIP	Security Description	Trade Date Settle Date Units	Book Value: Begin Book Value: Acq Book Value: Disp Book Value: End	Prior Accrued Inc. Received Ending Accrued Total Interest	Accr. Of Discount Amort. Of Premium Net Accret/Amort Income Earned	Total Income
91282CDS7	US Treasury Note 1.125% Due 01/15/2025	Various Various 775,000.00	754,630.61 0.00 0.00 755,815.33	402.78 0.00 1,137.23 734.45	1,184.72 0.00 1,184.72 1,919.17	1,919.17
91282CDZ1	US Treasury Note 1.5% Due 02/15/2025	Various Various 750,000.00	734,723.84 0.00 0.00 735,563.48	5,189.91 5,625.00 519.70 954.79	839.64 0.00 839.64 1,794.43	1,794.43
91282CED9	US Treasury Note 1.75% Due 03/15/2025	Various Various 750,000.00	736,310.10 0.00 0.00 737,026.97	4,957.53 0.00 6,063.18 1,105.65	716.87 0.00 716.87 1,822.52	1,822.52
91282CEH0	US Treasury Note 2.625% Due 04/15/2025	06/28/2022 06/29/2022 500,000.00	495,077.99 0.00 0.00 495,322.90	3,872.95 0.00 4,984.63 1,111.68	244.91 0.00 244.91 1,356.59	1,356.59
91282CEU1	US Treasury Note 2.875% Due 06/15/2025	06/28/2022 06/29/2022 670,000.00	665,863.78 0.00 0.00 666,051.24	2,473.60 0.00 4,105.12 1,631.52	187.46 0.00 187.46 1,818.98	1,818.98
91282CFP1	US Treasury Note 4.25% Due 10/15/2025	10/18/2022 10/19/2022 600,000.00	597,457.03 0.00 0.00 597,554.84	7,524.59 0.00 9,684.43 2,159.84	97.81 0.00 97.81 2,257.65	2,257.65
91282CFW6	US Treasury Note 4.5% Due 11/15/2025	11/09/2022 11/15/2022 750,000.00	749,194.55 0.00 0.00 749,224.38	7,153.53 0.00 9,996.60 2,843.07	29.83 0.00 29.83 2,872.90	2,872.90
91282CGT2	US Treasury Note 3.625% Due 03/31/2028	06/15/2023 06/16/2023 800,000.00	788,619.71 0.00 0.00 788,826.75	9,745.90 0.00 12,202.19 2,456.29	207.04 0.00 207.04 2,663.33	2,663.33
91282CHA2	US Treasury Note 3.5% Due 04/30/2028	05/23/2023 05/24/2023 400,000.00	395,807.46 0.00 0.00 395,882.41	3,538.04 0.00 4,717.39 1,179.35	74.95 0.00 74.95 1,254.30	1,254.30



Income Earned

As of August 31, 2023



CUSIP	Security Description	Trade Date Settle Date Units	Book Value: Begin Book Value: Acq Book Value: Disp Book Value: End	Prior Accrued Inc. Received Ending Accrued Total Interest	Accr. Of Discount Amort. Of Premium Net Accret/Amort Income Earned	Total Income
91324PEG3	United Health Group Inc Callable Note Cont 4/15/2027 3.7% Due 05/15/2027	05/17/2022 05/20/2022 115,000.00	115,042.39 0.00 0.00 115,041.44	898.28 0.00 1,252.86 354.58	0.23 1.18 (0.95) 353.63	353.63
92348KAA1	Verizon Master Trust 2021-1 A 0.5% Due 05/20/2027	10/21/2022 10/25/2022 300,000.00	285,988.63 0.00 0.00 286,751.99	45.83 125.00 45.83 125.00	763.36 0.00 763.36 888.36	888.36
92348KAV5	Verizon Master Trust 2022-5 A1A 3.72% Due 07/20/2027	08/02/2022 08/11/2022 140,000.00	139,996.00 0.00 0.00 139,996.19	159.13 434.00 159.13 434.00	0.19 0.00 0.19 434.19	434.19
931142EW9	Wal-Mart Stores Note 3.9% Due 09/09/2025	09/06/2022 09/09/2022 100,000.00	99,950.82 0.00 0.00 99,952.80	1,538.33 0.00 1,863.33 325.00	1.98 0.00 1.98 326.98	326.98
			37,612,059.51 325,289.25 135,697.69 37,830,334.30	217,792.08 73,011.61 223,887.59 79,107.12	30,468.10 1,784.87 28,683.23 107,790.35	107,790.35
CASH & EQUIVALENT						
31846V807	First American Treasury MMF Class Y	Various Various 118,176.89	237,168.66 209,516.78 328,508.55 118,176.89	0.00 766.85 0.00 766.85	0.00 0.00 0.00 766.85	766.85
			237,168.66 209,516.78 328,508.55 118,176.89	0.00 766.85 0.00 766.85	0.00 0.00 0.00 766.85	766.85
TOTAL PORTFOLIO						
			37,849,228.17 534,806.03 464,206.24 37,948,511.19	217,792.08 73,778.46 223,887.59 79,873.97	30,468.10 1,784.87 28,683.23 108,557.20	108,557.20

Accounts Payable

Checks by Date - Detail by Check Date

User: wclayton
Printed: 9/28/2023 12:27 PM

Beaumont-Cherry Valley Water District

560 Magnolia Avenue
Beaumont CA 92223
(951) 845-9581
www.bcvwd.org



Check No	Vendor No Invoice No	Vendor Name Description	Check Date Reference	Check Amount
ACH	10042 2023-08-00101	Southern California Gas Company Utility Request - 2023-2024 Pipeline Replacement Project	08/31/2023	81.00
Total for this ACH Check for Vendor 10042:				81.00
ACH	10138 HW201 Aug 2023	ARCO Business Solutions ARCO Fuel Charges 08/22-08/28/2023	08/31/2023	2,186.29
Total for this ACH Check for Vendor 10138:				2,186.29
ACH	10085	CalPERS Retirement System	08/31/2023	
	1002443705	PR Batch 00005.08.2023 CalPERS 1% ER Paid		185.90
	1002443705	PR Batch 00005.08.2023 CalPERS 8.25% EE PEPRA		6,290.49
	1002443705	PR Batch 00005.08.2023 CalPERS 8.25% EE PEPRA Final		223.78
	1002443705	PR Batch 00005.08.2023 CalPERS ER PEPRA		6,465.88
	1002443705	PR Batch 00002.08.2023 CalPERS ER PEPRA		14.48
	1002443705	PR Batch 00005.08.2023 CalPERS 8% ER Paid		1,065.22
	1002443705	PR Batch 00002.08.2023 CalPERS 8.25% EE PEPRA		14.09
	1002443705	PR Batch 00005.08.2023 CalPERS 7% EE Deduction		1,301.38
	1002443705	PR Batch 00005.08.2023 CalPERS ER Paid Classic		10,230.12
	1002443705	PR Batch 00005.08.2023 CalPERS 8% EE Paid		2,110.80
Total for this ACH Check for Vendor 10085:				27,902.14
ACH	10087	EDD	08/31/2023	
	1-777-450-976	PR Batch 00005.08.2023 CA SDI		1,243.59
	1-777-450-976	PR Batch 00002.08.2023 State Income Tax		1.72
	1-777-450-976	PR Batch 00002.08.2023 CA SDI		1.54
	1-777-450-976	PR Batch 00005.08.2023 State Income Tax		6,350.74
Total for this ACH Check for Vendor 10087:				7,597.59
ACH	10094	U.S. Treasury	08/31/2023	
	270364342227321	PR Batch 00005.08.2023 Federal Income Tax		15,822.98
	270364342227321	PR Batch 00005.08.2023 FICA Employee Portion		8,947.39
	270364342227321	PR Batch 00005.08.2023 Medicare Employee Portion		2,232.54
	270364342227321	PR Batch 00005.08.2023 Medicare Employer Portion		2,232.54
	270364342227321	PR Batch 00002.08.2023 Medicare Employer Portion		2.48
	270364342227321	PR Batch 00002.08.2023 Medicare Employee Portion		2.48
	270364342227321	PR Batch 00005.08.2023 FICA Employer Portion		8,947.39
	270364342227321	PR Batch 00002.08.2023 FICA Employee Portion		10.59
	270364342227321	PR Batch 00002.08.2023 FICA Employer Portion		10.59
Total for this ACH Check for Vendor 10094:				38,208.98
ACH	10141	Ca State Disbursement Unit	08/31/2023	
	45252181	PR Batch 00005.08.2023 Garnishment		288.46
	45252192	PR Batch 00005.08.2023 Garnishment		379.84
Total for this ACH Check for Vendor 10141:				668.30

Check No	Vendor No Invoice No	Vendor Name Description	Check Date Reference	Check Amount
ACH	10203 VB1450PP18 2023	Voya Financial PR Batch 00005.08.2023 Deferred Comp	08/31/2023	450.00
Total for this ACH Check for Vendor 10203:				450.00
ACH	10264 1002443701 1002443701 1002443701 1002443701	CalPERs Supplemental Income Plans PR Batch 00005.08.2023 CalPERS 457 % PR Batch 00005.08.2023 ROTH-Post-Tax PR Batch 00005.08.2023 CalPERS 457 PR Batch 00005.08.2023 100% Contribution	08/31/2023	32.57 816.84 1,643.58 526.39
Total for this ACH Check for Vendor 10264:				3,019.38
ACH	10984 1693338399169	MidAmerica Administrative & Retirement Solutions PR Batch 00005.08.2023 401(a) Deferred Comp	08/31/2023	1,085.41
Total for this ACH Check for Vendor 10984:				1,085.41
ACH	11195 0-386-155-808	Taxation & Revenue New Mexico PR Batch 00005.08.2023 New Mexico State Tax	08/31/2023	274.22
Total for this ACH Check for Vendor 11195:				274.22
2150	10387 PP18 2023	Franchise Tax Board PR Batch 00005.08.2023 Garnishment FTB	08/31/2023	109.03
Total for Check Number 2150:				109.03
2151	11204 PP18 2023	Luis Lomeli PR Batch 00005.08.2023 Stipend	08/31/2023	75.00
Total for Check Number 2151:				75.00
2152	10205 PP18 2023 PP18 2023 PP18 2023	Riverside County Sheriff PR Batch 00005.08.2023 Garnishment Riv Cnty Sheriff PR Batch 00003.08.2023 Garnishment Riv Cnty Sheriff PR Batch 00001.08.2023 Garnishment Riv Cnty Sheriff	08/31/2023	266.53 90.91 128.39
Total for Check Number 2152:				485.83
Total for 8/31/2023:				82,143.17
ACH	10288 148158537 148158537 148158537 148158537 148158545 148158545	CalPERS Health Fiscal Services Division Retired Employees Health Ins Sept 2023 Admin Fee for Retired Emp Health Ins Sept 2023 Active Employees Health Ins Sept 2023 Admin Fee for Health Ins Sept 2023 Active Non CalPers Member Health Ins Sept 2023 Admin Fee Non CalPers Member Health Ins Sept 2023	09/06/2023	2,462.50 19.46 66,317.49 212.22 1,962.06 6.28
Total for this ACH Check for Vendor 10288:				70,980.01
ACH	10502 148002815	Financial Reporting/Accounting CalPERS CalPERS - Annual GASB 68 Reports 2023	09/06/2023	700.00
Total for this ACH Check for Vendor 10502:				700.00
ACH	10894 0001646053	Liberty Dental Plan Liberty Dental - Sept 2023	09/06/2023	299.88
Total for this ACH Check for Vendor 10894:				299.88
ACH	10901 222788 222788 44712 44712	Ameritas Life Insurance Corp. Ameritas Dental Sept 2023 Credit for Term EE Ameritas Vision Sept 2023 Credit for Term EE	09/06/2023	2,313.96 -85.08 466.24 -19.12
Total for this ACH Check for Vendor 10901:				2,676.00

Check No	Vendor No Invoice No	Vendor Name Description	Check Date Reference	Check Amount
----------	-------------------------	----------------------------	-------------------------	-----------------

Check No	Vendor No Invoice No	Vendor Name Description	Check Date Reference	Check Amount
ACH	10902 53743680813552	Colonial Life Col Life Premiums Aug 2023	09/06/2023	5,853.89
Total for this ACH Check for Vendor 10902:				5,853.89
ACH	10903 4590643599	The Lincoln National Life Insurance Company Life & ADD EE/ER Insurance Sept 2023	09/06/2023	743.46
Total for this ACH Check for Vendor 10903:				743.46
Total for 9/6/2023:				81,253.24
ACH	10138 HW201 Sept 2023	ARCO Business Solutions ARCO Fuel Charges 08/29-09/04/2023	09/07/2023	2,293.69
Total for this ACH Check for Vendor 10138:				2,293.69
Total for 9/7/2023:				2,293.69
ACH	10030 700359906319Aug 700359906319Aug 700359906319Aug	Southern California Edison Electricity 07/24-08/21/2023 - 12303 Oak Glen Rd Electricity 07/24-08/21/2023 - 13697 Oak Glen Rd Electricity 07/24-08/21/2023 - 13695 Oak Glen Rd	09/11/2023	68.71 458.65 319.12
Total for this ACH Check for Vendor 10030:				846.48
ACH	10031 3544900991 3544900993 3544900994 3544900996 3544900997 3545378137 3545378138 3545378139 3545378140 3545378141 3546043445 3546043448 3546043449	Staples Business Advantage Office Supplies Office Supplies Office Supplies Office Supplies Copy Paper Office Supplies Office Supplies Office Supplies Office Supplies Office Supplies IT Office Supplies Office Supplies Office Supplies	09/11/2023	21.52 39.62 47.40 11.73 455.41 21.54 12.59 195.28 6.90 88.60 268.29 346.21 29.99
Total for this ACH Check for Vendor 10031:				1,545.08

Check No	Vendor No Invoice No	Vendor Name Description	Check Date Reference	Check Amount
ACH	10052	Home Depot Credit Services	09/11/2023	
	08312023	Drill Bits - Unit 17		31.61
	08312023	Fence Replacement - 9781 Ave Miravilla		194.28
	08312023	Supplies		309.08
	08312023	Parts - Dust Control		256.80
	08312023	Materials - Appletree Lane		264.76
	08312023	Safety Improvements - Inventory Warehouse		121.64
	08312023	Materials - Inventory Warehouse		205.66
	08312023	Materials - Well 19 Building		319.49
	08312023	Power Tools - Unit 17		408.35
	08312023	Parts - Dust Control		407.73
	08312023	Materials - Well 19 Building		121.91
	08312023	Fence Replacement - 9781 Ave Miravilla		526.16
	08312023	Materials - Well 19 Building		24.73
	08312023	Materials - Well 19 Building		198.93
	08312023	Landscape Improvements - 9781 Ave Miravilla		32.73
	08312023	Materials - Well 19 Building		417.66
	08312023	Choline - Disinfect Well 11		96.84
	08312023	Materials - Appletree Lane		163.97
	08312023	Materials - Highland Springs Booster		115.51
	08312023	Electrical Wire - Districtwide		457.92
	08312023	Materials - Well 19 Building		479.24
	08312023	Meter Supplies		12.57
	08312023	Saw Rental - Appletree Lane		110.23
	08312023	Saw Rental - Appletree Lane		150.00
	08312023	Materials - Well 19 Building		81.49
Total for this ACH Check for Vendor 10052:				5,509.29
ACH	10147	Online Information Services, Inc	09/11/2023	
	1208064	221 Credit Reports for Aug 2023		684.16
Total for this ACH Check for Vendor 10147:				684.16
ACH	10350	NAPA Auto Parts	09/11/2023	
	202635	Battery - Unit 4		216.95
	202953	Brake Light Bulbs/Windshield Washer Fluid - Unit 42		12.91
	203258	Jack Stand		121.21
	203592	Rubberized Sealant - Districtwide		94.91
	203663	Oil/Funnel - Unit 37		104.92
	203701	Air Freshener/Armor All - Unit 40		11.04
	203973	Battery - Unit 41		146.91
	204052	Gas Stabilizer		27.45
Total for this ACH Check for Vendor 10350:				736.30
ACH	10632	Quinn Company	09/11/2023	
	WOA00049222	Parts - Cat Dozer Transmission Repair		1,484.29
	WOA00049222	Labor - Cat Dozer Transmission Repair		5,659.00
Total for this ACH Check for Vendor 10632:				7,143.29
ACH	10709	Core & Main LP	09/11/2023	
	T059036	Mount Kits - AMR Project		560.30
	T059036	144" Power Cables - AMR Project		560.30
	T059036	Collector w/GPS Antenna - AMR Project		14,977.25
	T059036	Repeater and Antenna - AMR Project		11,960.25
	T059036	Antenna w/Mounting Hardware - AMR Project		2,133.45
	T202001	Materials - 5th St Pipeline Replacement Project		28,848.82
	T413926	1 MIL. UP509 Brass Swing Check Valve		8,545.20
	T413926	Ball Valve Brass 1 FIP X FIP		9,161.85
	T414046	Copper Tubing 1		13,447.21
	T414046	Curb Stop Lockwing FIP X FIP 1 Style (Lock-On)		748.97
	T418089	Field Lok 4		493.41

Check No	Vendor No	Vendor Name	Check Date	Check
	Invoice No	Description	Reference	Amount
Total for this ACH Check for Vendor 10709:				91,437.01

Check No	Vendor No Invoice No	Vendor Name Description	Check Date Reference	Check Amount
ACH	10743 20460	Townsend Public Affairs, Inc Consulting Services - Sept 2023	09/11/2023	5,000.00
Total for this ACH Check for Vendor 10743:				5,000.00
14368	10001 08312023 08312023 08312023 08312023 08312023 08312023	Action True Value Hardware Materials - Appletree Lane General Supplies Transmission & Distribution Small Tools Supplies Maint & Repair - General Equip Supplies Maint & Repair - General Building Supplies Maint & Repair - Pumping Equip Supplies	09/11/2023	1.39 8.39 45.63 45.13 71.11 115.46
Total for Check Number 14368:				287.11
14369	10144 LYUM1737698 LYUM1737699 LYUM1740861 LYUM1740862 LYUM1744030 LYUM1744031	AlSCO Inc Cleaning Mats/Shop Towels 12th/Palm Aug 2023 Cleaning Mats/Air Fresheners 560 Magnolia Aug 2023 Cleaning Mats/Shop Towels 12th/Palm Aug 2023 Cleaning Mats/Air Fresheners 560 Magnolia Aug 2023 Cleaning Mats/Shop Towels 12th/Palm Aug 2023 Cleaning Mats/Air Fresheners 560 Magnolia Aug 2023	09/11/2023	37.55 56.87 37.55 56.87 42.55 56.87
Total for Check Number 14369:				288.26
14370	10420 1KPW-3NCJ-KRRC 1V49-KJVJ-M1X3 1WDD-KMRN-DRQP	Amazon Capital Services, Inc. Labels/Signs - Inventory Warehouse Safety Pins - MDP Line 16 Ribbon Cutting Label Pockets - Inventory Warehouse	09/11/2023	62.51 17.21 70.00
Total for Check Number 14370:				149.72
14371	10695 2381	B-81 Paving Inc 1 Main Line Leak - City of Beaumont	09/11/2023	11,317.50
Total for Check Number 14371:				11,317.50
14372	10855 1600820	Badger Meter, Inc (3) 12 inch Badger Meters	09/11/2023	26,039.24
Total for Check Number 14372:				26,039.24
14373	10271 08312023 08312023 08312023 08312023 08312023 08312023 08312023 08312023 08312023 08312023 08312023 08312023 08312023 08312023 08312023 08312023 08312023 08312023 08312023	Beaumont Ace Home Center General Safety Supplies Production Small Tools Supplies Landscape Maint Supplies Install Water Service Line-39500 Brookside Maint & Repair - 9781 Ave Miravilla Supplies Materials - Penn Ave Project NCRF/Canyon Pond Maintenance Supplies Transmission & Distribution Small Tools Supplies Maint & Repair - Pipeline & Hydrants Supplies General Supplies Maint & Repair - General Building Supplies Meter Maint & Service Supplies General Small Tools Supplies Maint & Repair - Fleet Supplies Maint & Repair - Pumping Equip Supplies Materials - Appletree Lane Maint & Repair - 560 Magnolia Ave Supplies	09/11/2023	98.98 45.93 36.90 915.13 213.98 301.36 14.31 168.82 67.82 642.19 478.65 270.61 85.03 53.31 289.21 259.36 10.50
Total for Check Number 14373:				3,952.09

Check No	Vendor No Invoice No	Vendor Name Description	Check Date Reference	Check Amount
14374	10557 13810	Beaumont Copy & Graphics Business Cards - L Williams	09/11/2023	20.42
Total for Check Number 14374:				20.42
14375	11205 08312023	Ren Berioso Pre-Employment Testing	09/11/2023	35.00
Total for Check Number 14375:				35.00
14376	10774 979575 979577 979579	Jesus Camacho (25) Truck Washes Aug 2023 (25) Truck Washes Aug 2023 (25) Truck Washes Aug 2023	09/11/2023	310.00 310.00 310.00
Total for Check Number 14376:				930.00
14377	10249 1CBYLHJ	CDW Government LLC Firewall - Inventory Warehouse	09/11/2023	3,177.89
Total for Check Number 14377:				3,177.89
14378	10614 43693 43693	Cherry Valley Automotive Labor - Oil/Filter - Unit 52/OD 3,773 Oil/Filter - Unit 52/OD 3,773	09/11/2023	42.00 122.42
Total for Check Number 14378:				164.42
14379	10351 T1-0305854	Cherry Valley Nursery & Landscape Supply Rock for Dust Control - NCRF II	09/11/2023	2,909.25
Total for Check Number 14379:				2,909.25
14380	10016 EP2023-0523	City of Beaumont EP0523 - 296 E 11th St	09/11/2023	500.96
Total for Check Number 14380:				500.96
14381	10772 7516	CV Strategies Strategic Communication Services - August 2023	09/11/2023	8,802.50
Total for Check Number 14381:				8,802.50
14382	10390 S1527536.001 S1527536.002 S1527536.003	Dangelo Company Adapter FIP X CTS COMP 1 Copper Tubing 1 Adapter FIP X CTS COMP 1	09/11/2023	849.76 10,824.57 531.10
Total for Check Number 14382:				12,205.43
14383	10942 0004863530 0004863531	Diamond Environmental Services LP (2) Rental and Service Handicap Restroom - 08/28-09/24/2023 (1) Rental and Service Portable Restroom - 08/28-09/24/2023	09/11/2023	301.55 97.11
Total for Check Number 14383:				398.66
14384	11194 202306986	Dudek Well Siting and Feasibility Study - August 2023	09/11/2023	3,982.50
Total for Check Number 14384:				3,982.50

Check No	Vendor No Invoice No	Vendor Name Description	Check Date Reference	Check Amount
14385	10600 09012023	Gaucha Pest Control Inc. NCR I Rodent Control Sept 2023	09/11/2023	1,000.00
Total for Check Number 14385:				1,000.00
14386	10303 9810491101 9821177087	Grainger Inc Electrical Enclosure - Well 19 Pump Controls Well 26 Exhaust Fan Motor	09/11/2023	742.73 476.95
Total for Check Number 14386:				1,219.68
14387	10398 245036 245036 245036	Infosend, Inc (1,063) Annual Backflow Letters Set Up Fee/Services (1,063) Annual Backflow Letters Postage (1,063) Annual Backflow Letters	09/11/2023	150.00 532.92 580.70
Total for Check Number 14387:				1,263.62
14388	10809 4544 4544 4587 4587	Inner-City Auto Repair & Tires Oil/Filter/Air Filter/Fuel Filter/Hose/Coolant - Air Compressor Labor - Oil/Air Filter/Fuel Filter/Hose/Coolant - Air Compressor Oil/Filter - Unit 35/OD 43,438 Labor - Oil/Filter - Unit 35/OD 43,438	09/11/2023	685.38 325.00 110.64 70.00
Total for Check Number 14388:				1,191.02
14389	10545 658070	Itron, Inc Temetra Portal 10001 08/01/23-07/31/24	09/11/2023	17,500.00
Total for Check Number 14389:				17,500.00
14390	10496 S-98904 S-99121	John Borden Heating & Air Conditioning Server Room Diagnostic Service - 560 Magnolia Ave HVAC Maintenance - 560 Magnolia Ave	09/11/2023	145.00 475.00
Total for Check Number 14390:				620.00
14391	10429 57959	Legend Pump & Well Service Inc Emergency Declaration - Well 11	09/11/2023	9,973.66
Total for Check Number 14391:				9,973.66
14392	10148 223-41-3 223-41-3 223-43-2 223-43-2	MCC Equipment Rentals Inc. Contracted Labor - Appletree Lane Pipeline Replacement Retention - Contracted Labor - Appletree Ln Pipeline Replacement Contracted Labor - 2022-2023 Service Lateral Replacement Project Retention - 2022-2023 Service Lateral Replacement Project	09/11/2023	137,912.65 -6,895.63 147,551.41 -7,377.57
Total for Check Number 14392:				271,190.86
14393	10674 1188629	Michael Baker International Design & Engineering Services - Appletree Lane Pipeline	09/11/2023	4,432.57
Total for Check Number 14393:				4,432.57
14394	10990 08252023	Andy Ramirez Mileage Reimb - Urban Water Inst Conf - A Ramirez 08/22-08/25/23	09/11/2023	144.76
Total for Check Number 14394:				144.76

Check No	Vendor No Invoice No	Vendor Name Description	Check Date Reference	Check Amount
14395	10317 321484 321484	Robertson's Ready Mix Sand for Main Line Repairs Sand for Service Line Repairs	09/11/2023	702.38 702.37
Total for Check Number 14395:				1,404.75
14396	10689 225395	Safety Compliance Company Safety Meeting - Arch Flash - 08/15/2023	09/11/2023	250.00
Total for Check Number 14396:				250.00
14397	10568 08282023	Daniel Slawson Mileage Reimb - Urban Water Inst - D Slawson - 08/22-08/25/2023	09/11/2023	138.73
Total for Check Number 14397:				138.73
14398	10934 3083152	USAFact, Inc Pre-Employment Testing	09/11/2023	127.59
Total for Check Number 14398:				127.59
14399	11117 23-759 23-759 23-759 23-759 23-759 23-759 23-759 23-759 23-759 23-759 23-759	Water Education Group Save Water Seed Paper - Public Outreach Wendell and Penelope Learn Back Flow - Public Outreach Leak Detective Sticker (per roll of 500) - Public Outreach Water Saving Tip Book - Public Outreach Water Conservation Wheel - Public Outreach Customization Fee - Public Outreach The Wonderful World of Water - Public Outreach Customization Fee - Public Outreach Water Saving Tip Book / Spanish - Public Outreach Customization Fee - Public Outreach Backflow Tip Book - Public Outreach	09/11/2023	517.10 955.52 127.02 491.81 646.38 39.34 548.03 1,405.17 542.40 337.23 899.31
Total for Check Number 14399:				6,509.31
Total for 9/11/2023:				505,029.11
14400	10631 08312023	Sandra Delgadillo Reimburement for Mileage/Travel/Meals - 08/28-08/31/23 CSDA Conf	09/13/2023	279.30
Total for Check Number 14400:				279.30
14401	11204 090723-LL	Luis Lomeli Reimbursement for MDP Line 16 Lunch	09/13/2023	39.76
Total for Check Number 14401:				39.76
14403	11206 INV0077	Joe Martinez Catering - 2023 Health Fair	09/13/2023	850.00
Total for Check Number 14403:				850.00
14404	11127 08312023-CS	Cenica Smith Mileage Reimbursement - 08/02-08/31/2023	09/13/2023	22.93
Total for Check Number 14404:				22.93
Total for 9/13/2023:				1,191.99

Check No	Vendor No Invoice No	Vendor Name Description	Check Date Reference	Check Amount
ACH	10085	CalPERS Retirement System	09/14/2023	
	1002453251	PR Batch 00001.09.2023 CalPERS 8.25% EE PEPRA		6,146.78
	1002453251	PR Batch 00001.09.2023 CalPERS 1% ER Paid		188.51
	1002453251	PR Batch 00001.09.2023 CalPERS ER Paid Classic		10,275.93
	1002453251	PR Batch 00001.09.2023 CalPERS 8% EE Paid		2,110.80
	1002453251	PR Batch 00001.09.2023 CalPERS ER PEPRA		6,318.15
	1002453251	PR Batch 00001.09.2023 CalPERS 8% ER Paid		1,065.22
	1002453251	PR Batch 00001.09.2023 CalPERS 7% EE Deduction		1,319.65
Total for this ACH Check for Vendor 10085:				27,425.04
ACH	10087	EDD	09/14/2023	
	1-078-673-424	PR Batch 00001.09.2023 CA SDI		1,220.51
	1-078-673-424	PR Batch 00001.09.2023 State Income Tax		6,102.34
Total for this ACH Check for Vendor 10087:				7,322.85
ACH	10094	U.S. Treasury	09/14/2023	
	33571569	PR Batch 00001.09.2023 Medicare Employer Portion		2,141.58
	33571569	PR Batch 00001.09.2023 FICA Employer Portion		8,554.15
	33571569	PR Batch 00001.09.2023 Federal Income Tax		14,690.38
	33571569	PR Batch 00001.09.2023 FICA Employee Portion		8,554.15
	33571569	PR Batch 00001.09.2023 Medicare Employee Portion		2,141.58
Total for this ACH Check for Vendor 10094:				36,081.84
ACH	10141	Ca State Disbursement Unit	09/14/2023	
	045420602	PR Batch 00001.09.2023 Garnishment		379.84
	45420593	PR Batch 00001.09.2023 Garnishment		288.46
Total for this ACH Check for Vendor 10141:				668.30
ACH	10203	Voya Financial	09/14/2023	
	VB14500914 2023	PR Batch 00001.09.2023 Deferred Comp		450.00
Total for this ACH Check for Vendor 10203:				450.00
ACH	10264	CalPERs Supplemental Income Plans	09/14/2023	
	1002453249	PR Batch 00001.09.2023 CalPERS 457 %		33.37
	1002453249	PR Batch 00001.09.2023 CalPERS 457		1,643.58
	1002453249	PR Batch 00001.09.2023 100% Contribution		263.20
	1002453249	PR Batch 00001.09.2023 ROTH-Post-Tax		816.84
Total for this ACH Check for Vendor 10264:				2,756.99
ACH	10984	MidAmerica Administrative & Retirement Solutions	09/14/2023	
	BFA169452305080	PR Batch 00001.09.2023 401(a) Deferred Comp		1,085.41
Total for this ACH Check for Vendor 10984:				1,085.41
ACH	11152	Sterling Health Services, Inc	09/14/2023	
	PP20 2023	PR Batch 00001.09.2023 Flexible Spending Account (PT)		669.58
Total for this ACH Check for Vendor 11152:				669.58
ACH	11195	Taxation & Revenue New Mexico	09/14/2023	
	0-263-197-984	PR Batch 00001.09.2023 New Mexico State Tax		193.36
Total for this ACH Check for Vendor 11195:				193.36

Check No	Vendor No Invoice No	Vendor Name Description	Check Date Reference	Check Amount
ACH	10085	CalPERS Retirement System	09/14/2023	
	17223958	PR Batch 00002.09.2023 CalPERS 8.25% EE PEPRA		42.35
	17223958	PR Batch 00002.09.2023 CalPERS ER PEPRA		43.53
Total for this ACH Check for Vendor 10085:				85.88
ACH	10087	EDD	09/14/2023	
	1-763-295-248	PR Batch 00002.09.2023 CA SDI		4.62
Total for this ACH Check for Vendor 10087:				4.62
ACH	10094	U.S. Treasury	09/14/2023	
	11223121	PR Batch 00002.09.2023 FICA Employer Portion		32.37
	11223121	PR Batch 00002.09.2023 Medicare Employee Portion		7.57
	11223121	PR Batch 00002.09.2023 Medicare Employer Portion		7.57
	11223121	PR Batch 00002.09.2023 FICA Employee Portion		32.37
Total for this ACH Check for Vendor 10094:				79.88
ACH	10138	ARCO Business Solutions	09/14/2023	
	HW201 Sep 2023	ARCO Fuel Charges 09/05-09/11/2023		2,698.11
	HW201 Sep 2023	Truck Wash Unit 1 09/05-09/11/2023		7.99
Total for this ACH Check for Vendor 10138:				2,706.10
2155	11155	CICCS	09/14/2023	
	2023-9	PR Batch 00001.09.2023 Emp Assistance Program EE138		1.86
	2023-9	PR Batch 00001.09.2023 Emp Assistance Program		87.42
Total for Check Number 2155:				89.28
2156	10387	Franchise Tax Board	09/14/2023	
	PP19 2023	PR Batch 00001.09.2023 Garnishment FTB		109.03
Total for Check Number 2156:				109.03
Total for 9/14/2023:				79,728.16
ACH	10042	Southern California Gas Company	09/18/2023	
	07132135000Aug	Monthly Gas Charges 07/26-08/24/2023		14.30
Total for this ACH Check for Vendor 10042:				14.30
Total for 9/18/2023:				14.30
ACH	10030	Southern California Edison	09/21/2023	
	700154530138Aug	Electricity 07/19-08/16/2023 - 815 E 12th Ave		1,332.41
	700154530138Aug	Electricity 07/20-08/21/2023 - 560 Magnolia Ave		5,483.01
	700154530138Aug	Electricity 02/21-07/23/2023 - Wells (Prior Months)		20,269.02
	700154530138Aug	Electricity 07/24-08/21/2023 - Well 25		90,077.35
	700154530138Aug	Electricity 07/20-08/21/2023 - Wells		259,325.54
	700154530138Aug	Electricity 07/14-08/13/2023 - 851 E 6th St		408.83
	700154530138Aug	Electricity 07/24-08/21/2023 - 9781 Avenida Miravi		459.47
Total for this ACH Check for Vendor 10030:				377,355.63
ACH	10138	ARCO Business Solutions	09/21/2023	
	HW201 Sept 2023	ARCO Fuel Charges 09/12-09/18/2023		3,198.35
Total for this ACH Check for Vendor 10138:				3,198.35

Check No	Vendor No Invoice No	Vendor Name Description	Check Date Reference	Check Amount
ACH	11038	Clark Pest Control	09/21/2023	
	33990579	Pest Control - 560 Magnolia Ave		211.00
	34115970	Pest Control - Inventory Warehouse		150.00
	34115988	Pest Control - 12th/Palm Ave		250.00
Total for this ACH Check for Vendor 11038:				611.00
Total for 9/21/2023:				381,164.98
ACH	10781	Umpqua Bank	09/22/2023	
	10019	C R & R Incorporated		
		Monthly Charges 3 YD Commercial Bin Aug 2023		310.41
	10034	US Postal Service		
		Certified Postage		9.49
		Certified Postage		9.25
	10037	Waste Management Of Inland Empire		
		Recycling Dumpster Charges - 815 E 12th St Aug 2023		105.55
		Yard Dumpsters - 815 E 12th St Aug 2023		360.82
		Organics Cart Charges - 815 E 12th St Aug 2023		58.95
		Recycling Dumpster Charges - 560 Magnolia Ave Aug 2023		105.55
		Monthly Sanitation - 560 Magnolia Ave Aug 2023		135.59
	10116	Verizon Wireless Services LLC		
		Cell Phone/iPad Charges for July 2023		1,708.44
	10174	GFOA		
		Membership Renewal - BCVWD		160.00
	10224	Legal Shield		
		Monthly Prepaid Legal for Employees Aug 2023		123.55
		Monthly Prepaid Legal for Employees July 2023		123.55
	10249	CDW Government LLC		
		48 Port Charging Station - Field Staff iPads		2,132.71
	10274	Beaumont Chamber of Commerce		
		Sept Chamber Breakfast - D Slawson		25.00
		Sept Chamber Breakfast - J Covington		25.00
		Sept Chamber Breakfast - L Williams		25.00
		Sept Chamber Breakfast - D Hoffman		25.00
	10284	Underground Service Alert of Southern California		
		124 New Ticket Charges July 2023		217.00
		Monthly Maintenance Fee		10.00
	10298	State of California Department of Consumer Affairs		
		CPA License Renewal 2023-2025 - W Clayton		280.00
	10303	Grainger Inc		
		Parts to Repair Rolling Gate - 560 Magnolia Ave		145.47
	10338	California Special Districts Association		
		SDLA - Conf Registration - L Williams - 10/22-10/25/2023		625.00
	10397	Wal-Mart		
		Safety Boots - New Field Staff		80.79
		Union Pacific RR - Mandated Safety Boots		269.30
		Union Pacific RR - Mandated Safety Boots		69.85
	10403	Office Depot		
		Office Supplies		46.53
	10420	Amazon Capital Services, Inc.		
		Web Cams		136.80
	10444	MISAC		
		Excellence in IT Award Application		100.00
	10541	Full Source, LLC		
		Personal Protective Equipment - Field Staff		183.64
	10546	Frontier Communications		
		07/25-08/24/2023 Aug 2023 FIOS/FAX 851 E 6th St		354.99
		08/10-09/09/2023 Aug 2023 FIOS/FAX 12th/Palm		563.25

Check No	Vendor No Invoice No	Vendor Name Description	Check Date Reference	Check Amount
	10623	WP Engine Web Host for BCVWD Website Aug 2023		115.00
	10692	MMSoft Design Network Monitoring Software Sept 2023		280.68
	10716	South Point Hotel Meal - Tri State - J Herrera/M Morales - 08/08/2023		26.86
	10735	ASCE ASCE Award Dinner - A Ramirez ASCE Award Dinner - M Swanson ASCE Award Dinner - D Hoffman ASCE Award Dinner - L Williams ASCE Award Dinner - D Jagers ASCE Award Dinner - D Slawson		177.50 177.50 177.50 177.50 177.50 177.50
	10745	Hyatt Hotels Hotel - Urban Water Inst Conf - D Slawson - 08/22-08/25/2023 Hotel - Urban Water Inst Conf - A Ramirez - 08/22-08/25/2023 Hotel - Tri State - M Morales - 08/06-08/10/2023 Hotel - Tri State - J Herrera - 08/06-08/10/2023		1,133.37 1,133.37 687.48 687.48
	10761	BLS*Spamtitan Monthly Web Filter License Aug 2023		95.63
	10784	Autodesk, Inc Auto CAD Software 851 E 6th St - Aug 2023 Auto CAD Software 851 E 6th St - Aug 2023		245.00 1,005.00
	10790	Microsoft Monthly Microsoft Exchange - Aug 2023 Monthly Microsoft Office License - Aug 2023 Monthly Microsoft Office License - Aug 2023		417.10 1,104.00 16.40
	10813	Ontario Airport Parking Parking - Tri State - J Herrera - 08/06-08/10/2023		120.00
	10814	Uber Receipts Uber - Tri State - J Herrera/M Morales - 08/06-08/10/2023		179.63
	10840	Ready Fresh (Arrowhead) Water - August 2023 - 851 E 6th		105.26
	10892	Zoom Video Communications, Inc. (10) Video Conference - Sept 2023		205.90
	10918	Apple.com Cloud Storage - iPads		9.99
	10926	SSD Alarm Alarm Equip/Rent/Service/Monitor - 815 12th St Alarm Equip/Rent/Service/Monitor - 851 E. 6th St Alarm Equip/Rent/Service/Monitor - 560 Magnolia Ave Alarm Equip/Rent/Service/Monitor - 11083 Cherry Ave Alarm Equip/Rent/Service/Monitor - 39500 Brookside Ave		137.25 85.31 397.81 65.33 284.17
	10964	CMTA Investment Policy Award Application Fee		175.00
	10978	Nextiva, Inc. Monthly Phone Service Aug 2023		2,979.60
	10999	Backblaze Offsite Backup Storage - Sept 2023		69.64
	11054	MyMedic First Aid Kits First Aid Kit Supplies		463.94 114.78
	11094	Al's Kubota Tractor Chainsaw - Landscape Maintenance		1,174.45
	11133	ARC Document Solutions Large Scale Plans - 5th St Pipeline Replacement Project		290.72
	11157	FRANCOTYP-POSTALIA INC Postage - Postage Machine		207.00
	11167	Starbucks Meal - Tri State - J Herrera/M Morales - 08/07/2023		17.71

Check No	Vendor No Invoice No	Vendor Name Description	Check Date Reference	Check Amount
	11169	Space Exploration Technologies Corp Backup Internet - Aug 2023		750.00
	11193	Mitsogo, Inc Cyber Security - iPads - Aug 2023		67.80
	11197	Breeze Aviation Group, Inc Credit for Cancelled Flight - Tri State Seminar		-186.00
	11208	4imprint USA Customized Water Bottles - Ribbon Cutting		847.51
	11209	Frontier Airlines Return Flight - Tri State - J Herrera/M Morales - 08/10/2023		234.96
	11210	Grand Party Rentals Chair Rentals - Ribbon Cutting		201.99
	11211	Hotel Abrego Hotel - CSDA Conf - S Delgadillo - 08/28-08/31/2023		843.87
	11212	Northern Pacific Airways Flight - Tri State - J Herrera/M Morales - 08/06/2023		241.75
	11213	San Bernardino International Airport Airport Parking - Tri State - J Herrera - 08/06/2023		5.00
	11214	One Time Conference Meal Mi Casa - Tri State - J Herrera/M Morales - 08/06/2023 Urban Crave - Tri State - J Herrera/M Morales - 08/06/2023 Mi Casa - Tri State - J Herrera/M Morales - 08/07/2023 Musashi - Tri State - J Herrera/M Morales - 08/08/2023 Top Sushi II - Tri State - J Herrera/M Morales - 08/09/2023 Ruby's Dinette - Tri State - J Herrera/M Morales - 08/10/2023		44.26 44.53 90.86 98.00 90.34 71.15
Total for this ACH Check for Vendor 10781:				27,068.36
Total for 9/22/2023:				27,068.36
14405	UB*05384	Asphalt MD's Refund Check	09/27/2023	2,602.33
Total for Check Number 14405:				2,602.33
14406	UB*05385	David Gardner Refund Check Refund Check Refund Check Refund Check	09/27/2023	28.11 2.13 4.16 3.66
Total for Check Number 14406:				38.06
14407	10562 092623-LL 092623-LL 092623-LL	Lorena Lopez Reissue - Bathroom Cleaning Supplies-560 Magnolia Ave Reissue - (2) Step Ladders for Warehouse Reissue - Supplies for Health Fair 2023	09/27/2023	6.45 65.23 18.86
Total for Check Number 14407:				90.54
14408	UB*05380	Department Riverside County Roads Refund Check Refund Check Refund Check Refund Check	09/27/2023	162.48 47.06 80.68 17.97
Total for Check Number 14408:				308.19

Check No	Vendor No Invoice No	Vendor Name Description	Check Date Reference	Check Amount
14409	UB*05379	Solera Oak Valley Greens Refund Check Refund Check Refund Check	09/27/2023	1,357.86 4,053.42 1,600.25
Total for Check Number 14409:				7,011.53
14410	UB*05386	Geoy Stinson Refund Check	09/27/2023	15.17
Total for Check Number 14410:				15.17
14411	UB*05382	Sun Country Builders Inc Refund Check Refund Check Refund Check Refund Check	09/27/2023	6.88 1,802.20 11.80 23.76
Total for Check Number 14411:				1,844.64
14412	UB*05381	Maryon Thompson Refund Check Refund Check Refund Check Refund Check Refund Check Refund Check	09/27/2023	7.51 576.40 18.44 10.76 19.43 5.42
Total for Check Number 14412:				637.96
14413	UB*05387	URP California LLC Refund Check Refund Check Refund Check	09/27/2023	218.27 619.21 316.08
Total for Check Number 14413:				1,153.56
14414	UB*05383	Raquel Velazquez Refund Check	09/27/2023	10.41
Total for Check Number 14414:				10.41
14415	10792 10012023	A-1 Financial Services October 2023 Rent - 851 E. 6th St Eng Office	09/27/2023	2,480.00
Total for Check Number 14415:				2,480.00
14416	10001 6576 6576	Action True Value Hardware Pins - John Deere Tractor Trimmer Line - Weed Trimmers	09/27/2023	8.29 25.99
Total for Check Number 14416:				34.28
14417	10420 1FCF-9KFP-WM43	Amazon Capital Services, Inc. First Aid Supplies	09/27/2023	133.69
Total for Check Number 14417:				133.69

Check No	Vendor No Invoice No	Vendor Name Description	Check Date Reference	Check Amount
14418	10074 03200	American Water Works Association Cross Connection Specialist Renewal Certification Fee - J McCue	09/27/2023	100.00
Total for Check Number 14418:				100.00
14419	10695 2388	B-81 Paving Inc 1 Service Line Repair - City of Beaumont	09/27/2023	11,812.50
Total for Check Number 14419:				11,812.50
14420	10272 08312023 08312023 08312023	Babcock Laboratories Inc (78) Coliform Water Samples (16) Hexavalent Chromium Samples (4) Nitrate Samples	09/27/2023	3,864.90 1,793.12 75.48
Total for Check Number 14420:				5,733.50
14421	10855 1603229 1605440	Badger Meter, Inc (9) 6 Badger Meter (2) 2 Round Badger Meter	09/27/2023	42,306.57 1,914.18
Total for Check Number 14421:				44,220.75
14422	10305 B-264	Beaumont Basin Watermaster 1/5 Cost of Development of GIS Data Management System	09/27/2023	9,179.00
Total for Check Number 14422:				9,179.00
14423	10929 1287	Brent Billingsley (ICS) (96) 60lb Buckets of Accu - Tab Chlorine Tablets	09/27/2023	18,480.00
Total for Check Number 14423:				18,480.00
14424	10822 31244563 31244563 31244563 31244563 31244564 31244564	Canon Financial Services, Inc Meter Usage - 08/01-08/31/2023 Contract Charge - 09/01-09/30/2023 - 560 Magnolia Ave Contract Charge - 09/01-09/30/2023 - 851 E 6th St Meter Usage - 08/01-08/31/2023 Contract Charge - 09/01-09/30/2023 - 12th/Palm Meter Usage - 08/01-08/31/2023	09/27/2023	439.70 329.33 238.56 127.45 235.78 62.36
Total for Check Number 14424:				1,433.18
14425	10614 43185 43185 43942 43942	Cherry Valley Automotive Tire - Unit 51/OD 3,021 Labor - Tire - Unit 51/OD 3,021 Labor - Tires/Oil/Filter - Unit 45/OD 13,669 Tires/Oil/Filter - Unit 45/OD 13,669	09/27/2023	195.34 20.00 102.00 718.27
Total for Check Number 14425:				1,035.61
14426	10016 261701 July-Aug	City of Beaumont Monthly Sewer Charges 07/01-08/31/2023	09/27/2023	539.06
Total for Check Number 14426:				539.06
14427	10228 0954-1022785	Consolidated Electrical Distributors Inc Plugs - Well 26 Exhaust Fan	09/27/2023	88.69
Total for Check Number 14427:				88.69

Check No	Vendor No Invoice No	Vendor Name Description	Check Date Reference	Check Amount
14428	10266 18553	Cozad & Fox Inc. Engineering & Design Services - B Line Replacement Pipeline	09/27/2023	2,369.20
Total for Check Number 14428:				2,369.20
14429	10250 IE-94847	Day & Nite Doors Inc Fire Door Repair - Inventory Warehouse	09/27/2023	2,495.00
Total for Check Number 14429:				2,495.00
14430	10516 10012023	Department of Motor Vehicles HUL01413H697 - Boat Registration Fee	09/27/2023	20.00
Total for Check Number 14430:				20.00
14431	10942 0004922005 0004922006	Diamond Environmental Services LP (2) Rental and Service Handicap Restrooms - 09/25-10/22/2023 (1) Rental and Service Portable Restroom - 09/25-10/22/2023	09/27/2023	301.55 97.11
Total for Check Number 14431:				398.66
14432	11199 102875	iFlow Energy Solutions, Inc (2) Dual Check RPZ Hydrant Meter	09/27/2023	5,889.08
Total for Check Number 14432:				5,889.08
14433	10398 245979 245979 245980	Infosend, Inc Aug 2023 Processing Charges for Utility Billing Aug 2023 Supply Charges for Utility Billing Aug 2023 Postage Charges for Utility Billing	09/27/2023	1,896.74 1,389.29 10,304.30
Total for Check Number 14433:				13,590.33
14434	10809 4585 4585 4610 4610 4611 4611	Inner-City Auto Repair & Tires Labor - Oil/Filter/Tires - Unit 44/OD 12,332 Oil/Filter/Tires - Unit 44/OD 12,332 Oil/Filter - Unit 51/OD 12,332 Oil/Filter - Unit 51/OD 12,332 Oil/Filter/Brake Pad/Brake Rotor - Unit 37/OD 61,656 Labor - Oil/Filter/Brake Pad/Brake Rotor - Unit 37/OD 61,656	09/27/2023	90.00 742.53 30.00 99.88 397.67 180.00
Total for Check Number 14434:				1,540.08
14435	10496 S-99313	John Borden Heating & Air Conditioning Weld and Recharge Air Conditioner - Board Room 560 Magnolia Ave	09/27/2023	1,650.00
Total for Check Number 14435:				1,650.00
14436	10345 09182023	Dwan A. Lee Jr. Boot Reimbursement - D Lee	09/27/2023	172.39
Total for Check Number 14436:				172.39
14437	11100 13320608	Loomis Armored US, LLC Armored Truck Service - Aug 2023	09/27/2023	278.64
Total for Check Number 14437:				278.64
14438	11202 151400 01	Orange County Winwater Works Ball Valve Brass 1 FIP X FIP	09/27/2023	13,487.61
Total for Check Number 14438:				13,487.61

Check No	Vendor No Invoice No	Vendor Name Description	Check Date Reference	Check Amount
14439	10693 INV-000862 INV-000862	Pres-Tech Equipment Company Hatch Hardware Set for Vac Truck Tank Hatch Seal for Vac Truck Tank	09/27/2023	764.77 162.44
Total for Check Number 14439:				927.21
14440	10233 36712	Pro-Pipe & Supply Brass Nipple	09/27/2023	132.47
Total for Check Number 14440:				132.47
14441	11142 IN-313509	Pro-Vigil Inc Monitoring Program October 2023	09/27/2023	1,500.00
Total for Check Number 14441:				1,500.00
14442	10797 30053	Raftelis Financial Consultants, Inc Capacity Fee Study Consulting Services - Aug 2023	09/27/2023	3,201.25
Total for Check Number 14442:				3,201.25
14443	10223 243786	Richards, Watson & Gershon Legal Services July 2023 Board Approval 09/13/2023	09/27/2023	5,302.50
Total for Check Number 14443:				5,302.50
14444	10171 23-225978	Riverside Assessor - County Recorder Aug 2023 Lien Fees	09/27/2023	100.00
Total for Check Number 14444:				100.00
14445	10095 202308000339 202308000339 202308000339 202308000339	Riverside County Dept of Waste Resources Trash Removal - Well 23 Removal of Old Building Materials - Well 19 Carpet Removal - 12303 Oak Glen Rd Trash Removal - Well 23	09/27/2023	41.00 59.70 41.00 41.00
Total for Check Number 14445:				182.70
14446	10689 226312 226425	Safety Compliance Company Safety Meeting - Emergency Action Plan - 09/06/2023 Onsite Inspection - 09/14/2023	09/27/2023	250.00 300.00
Total for Check Number 14446:				550.00
14447	10290 23-00273 23-00273	San Geronio Pass Water Agency 1,067 AF @ \$399 for July 2023 1,058 AF @ \$399 for Aug 2023	09/27/2023	425,733.00 422,142.00
Total for Check Number 14447:				847,875.00
14448	10447 OP# 32292	State Water Resources Control Board - DWOCB T2 Application Fee - J Haggin - OP# 32292	09/27/2023	65.00
Total for Check Number 14448:				65.00
14449	10265 11906414-002	Sunstate Equipment Co., LLC Water Truck Rental - 39500 Brookside Ave	09/27/2023	4,131.60
Total for Check Number 14449:				4,131.60

Check No	Vendor No Invoice No	Vendor Name Description	Check Date Reference	Check Amount
14450	10063 1328378	The Record Gazette Notice Inviting Bid - Booster Pump Station	09/27/2023	437.70
Total for Check Number 14450:				437.70
14451	10424 462305	Top-Line Industrial Supply, LLC Gasket - Gas Pump	09/27/2023	4.62
Total for Check Number 14451:				4.62
14452	10824 167918772	U-Line Poly Bags - Public Outreach	09/27/2023	36.32
Total for Check Number 14452:				36.32
14453	11146 1407501-00 1407502-00	Western Water Works Supply Company 1 MIL. UP509 Brass Swing Check Valve 1 MIL. UP509 Brass Swing Check Valve	09/27/2023	20,718.17 21,618.96
Total for Check Number 14453:				42,337.13
14454	10016 INV00214	City of Beaumont Recycled Water Facilitator - 1/3 Share	09/27/2023	1,216.67
Total for Check Number 14454:				1,216.67
14455	10447 OP# 54490	State Water Resources Control Board - DWOCP D2 Certification Fee - J Rogers - OP# 54490	09/27/2023	80.00
Total for Check Number 14455:				80.00
Total for 9/27/2023:				1,058,953.81
ACH	10085	CalPERS Retirement System	09/28/2023	
	1002462229	PR Batch 00003.09.2023 CalPERS 1% ER Paid		186.40
	1002462229	PR Batch 00003.09.2023 CalPERS 7% EE Deduction		1,304.88
	1002462229	PR Batch 00003.09.2023 CalPERS ER PEPRA		6,310.15
	1002462229	PR Batch 00003.09.2023 CalPERS 8.25% EE PEPRA		6,138.97
	1002462229	PR Batch 00003.09.2023 CalPERS 8% ER Paid		1,088.84
	1002462229	PR Batch 00003.09.2023 CalPERS 8% EE Paid		2,114.80
	1002462229	PR Batch 00003.09.2023 CalPERS ER Paid Classic		10,299.48
	1002462518	PR Batch 00001.09.2023 CalPERS 8% ER Paid		82.66
	1002462518	PR Batch 00001.09.2023 CalPERS ER Paid Classic		181.33
Total for this ACH Check for Vendor 10085:				27,707.51
ACH	10087	EDD	09/28/2023	
	1-563-389-968	PR Batch 00003.09.2023 CA SDI		1,221.77
	1-563-389-968	PR Batch 00001.09.2023 CA SDI		9.30
	1-563-389-968	PR Batch 00003.09.2023 State Income Tax		6,115.43
	1-563-389-968	PR Batch 00001.09.2023 State Income Tax		61.25
Total for this ACH Check for Vendor 10087:				7,407.75

Check No	Vendor No Invoice No	Vendor Name Description	Check Date Reference	Check Amount
ACH	10094	U.S. Treasury	09/28/2023	
	270367185683958	PR Batch 00003.09.2023 Federal Income Tax		14,902.79
	270367185683958	PR Batch 00001.09.2023 FICA Employee Portion		64.50
	270367185683958	PR Batch 00003.09.2023 FICA Employer Portion		8,651.11
	270367185683958	PR Batch 00001.09.2023 Federal Income Tax		92.15
	270367185683958	PR Batch 00003.09.2023 Medicare Employee Portion		2,164.23
	270367185683958	PR Batch 00003.09.2023 FICA Employee Portion		8,651.11
	270367185683958	PR Batch 00003.09.2023 Medicare Employer Portion		2,164.23
	270367185683958	PR Batch 00001.09.2023 FICA Employer Portion		64.50
	270367185683958	PR Batch 00001.09.2023 Medicare Employer Portion		15.09
	270367185683958	PR Batch 00001.09.2023 Medicare Employee Portion		15.09
Total for this ACH Check for Vendor 10094:				36,784.80
ACH	10141	Ca State Disbursement Unit	09/28/2023	
	45585136	PR Batch 00003.09.2023 Garnishment		288.46
	45585146	PR Batch 00003.09.2023 Garnishment		379.84
Total for this ACH Check for Vendor 10141:				668.30
ACH	10203	Voya Financial	09/28/2023	
	VB1450PP20 2023	PR Batch 00003.09.2023 Deferred Comp		200.00
Total for this ACH Check for Vendor 10203:				200.00
ACH	10264	CalPERs Supplemental Income Plans	09/28/2023	
	1002462375	PR Batch 00003.09.2023 ROTH-Post-Tax		816.84
	1002462375	PR Batch 00003.09.2023 CalPERS 457		1,643.58
	1002462375	PR Batch 00003.09.2023 100% Contribution		526.39
	1002462375	PR Batch 00003.09.2023 CalPERS 457 %		32.71
Total for this ACH Check for Vendor 10264:				3,019.52
ACH	10984	MidAmerica Administrative & Retirement Solutions	09/28/2023	
	PP20 2023	PR Batch 00003.09.2023 401(a) Deferred Comp		1,085.41
Total for this ACH Check for Vendor 10984:				1,085.41
ACH	11152	Sterling Health Services, Inc	09/28/2023	
	724860	PR Batch 00003.09.2023 Flexible Spending Account (PT)		669.58
Total for this ACH Check for Vendor 11152:				669.58
ACH	11195	Taxation & Revenue New Mexico	09/28/2023	
	1-547-531-552	PR Batch 00003.09.2023 New Mexico State Tax		182.11
Total for this ACH Check for Vendor 11195:				182.11
ACH	10030	Southern California Edison	09/28/2023	
	700359906319Sep	Electricity 08/22-09/20/2023 - 12303 Oak Glen Rd		49.59
	700359906319Sep	Electricity 08/22-09/20/2023 - 13695 Oak Glen Rd		246.52
	700359906319Sep	Electricity 08/22-09/20/2023 - 13697 Oak Glen Rd		338.93
Total for this ACH Check for Vendor 10030:				635.04
ACH	10138	ARCO Business Solutions	09/28/2023	
	HW201 Sep 2023	ARCO Fuel Charges 09/19-09/25/2023		2,020.81
Total for this ACH Check for Vendor 10138:				2,020.81

Check No	Vendor No Invoice No	Vendor Name Description	Check Date Reference	Check Amount
ACH	10273	Inland Water Works Supply Co.	09/28/2023	
	S791572	Elbow 90 CTS COMP X CTS COMP 2		4,460.05
	S791572	Coupling CTS COMP 1		1,496.11
	T504380	Ball Valve Brass 1 FIP X FIP		3,053.94
	T504380	1 MIL. UP509 Brass Swing Check Valve		3,002.37
Total for this ACH Check for Vendor 10273:				12,012.47
ACH	10709	Core & Main LP	09/28/2023	
	T222552	Full Circle 656 - 696 6 X 7.5		237.05
	T453148	Full Circle 595 - 638 X 20		473.19
	T462685	Curb Stop Lockwing FIP X FIP 1 Style (Lock-On)		23,621.49
	T501875	Curb Stop Lockwing FIP X FIP 1 Style (Lock-On)		23,046.04
Total for this ACH Check for Vendor 10709:				47,377.77
2159	10387	Franchise Tax Board	09/28/2023	
	PP20 2023	PR Batch 00003.09.2023 Garnishment FTB		109.03
Total for Check Number 2159:				109.03
2160	10205	Riverside County Sheriff	09/28/2023	
	PP20 2023	PR Batch 00001.09.2023 Garnishment Riv Cnty Sheriff		204.39
	PP20 2023	PR Batch 00003.09.2023 Garnishment Riv Cnty Sheriff		185.85
Total for Check Number 2160:				390.24
Total for 9/28/2023:				140,270.34
Report Total (149 checks):				2,359,111.15



**Beaumont-Cherry Valley Water District
Board of Directors Regular Meeting
October 11, 2023**

Item 3d

STAFF REPORT

TO: Board of Directors
FROM: Dan Jagers, General Manager
SUBJECT: Approval of Pending Invoices

Staff Recommendation

Approve the pending invoice totaling \$5,302.50.

Background

Staff has reviewed the pending invoice and found the services rendered were acceptable to the District.

Fiscal Impact

There is a \$5,302.50 impact to the District which will be paid from the 2023 budget.

Attachment(s)

- Richards Watson Gershon Invoice #243786

Staff Report prepared by William Clayton, Finance Manager



T 213.626.8484
F 213.626.0078
Fed. I.D. No. 95-3292015

350 South Grand Avenue
37th Floor
Los Angeles, CA 90071

CONFIDENTIAL

This material is subject to the attorney-client privilege and/or attorney work product protection, or otherwise is privileged or confidential. Do not disclose the contents hereof. Do not file with publicly-accessible records.

DAN JAGGERS, GENERAL MANAGER
BEAUMONT- CHERRY VALLEY WATER DISTRICT
560 MAGNOLIA AVENUE
BEAUMONT, CA 92223-2258

Invoice Date: September 11, 2023
Invoice Number: 244078
Matter Number:

For professional services rendered through August 31, 2023

Fees	196.00
Costs	0.00
Total Amount Due	\$196.00

TERMS: PAYMENT DUE UPON RECEIPT

PLEASE RETURN THIS PAGE WITH YOUR REMITTANCE TO

RICHARDS, WATSON & GERSHON
350 South Grand Avenue, 37th Floor
Los Angeles, CA 90071

RICHARDS WATSON GERSHON

Item 3e - Annual Review of Per Diem and Expense Reimbursement

- Payroll Government Code 53065.5

Timecard Proof List

Date Range: 09/01/2022 to 08/31/2023

Beaumont-Cherry Valley Water District

560 Magnolia Avenue
Beaumont CA 92223
(951) 845-9581
www.bcvwd.org



Meeting	Date	Per Diem	Reimbursement Cost
Employee No: 170 Slawson, Daniel			
Work Force and Succession Planning Interview	9/8/2022	260.00	
Chamber of Commerce Breakfast	9/9/2022	260.00	
Regular Board Meeting	9/14/2022	260.00	
Pass Economic Development Association	9/15/2022	260.00	
State of the City Dinner	9/22/2022	260.00	
San Geronio Pass Water Agency Meeting	9/26/2022	260.00	
San Geronio Pass regional Water Alliance	9/28/2022	260.00	
Engineering Workshop	9/29/2022	260.00	
San Geronio Pass Water Agency Meeting	10/10/2022	260.00	
Regular Board Meeting	10/12/2022	260.00	
Chamber of Commerce Breakfast	10/14/2022	260.00	
ACWA: CA Drought Planning Workshop	10/19/2022	260.00	
San Geronio Pass Water Agency Meeting	10/24/2022	260.00	
Engineering Workshop	10/27/2022	260.00	
Special Meeting	11/1/2022	260.00	
Regular Board Meeting	11/9/2022	260.00	
Chamber of Commerce Breakfast	11/10/2022	260.00	
San Geronio Pass Water Agency Meeting	11/14/2022	260.00	
Engineering Workshop	11/17/2022	260.00	
San Geronio Pass Water Agency Meeting	11/28/2022	260.00	
ACWA Fall Conference	11/29/2022	260.00	
ACWA Fall Conference	11/30/2022	260.00	
ACWA Fall Conference	12/1/2022	260.00	
Regular Board Meeting	12/14/2022	260.00	
San Geronio Pass Water Agency Meeting	12/12/2022	260.00	
Mandatory Harassment Training	12/29/2022	260.00	
San Geronio Pass Water Agency Meeting	1/9/2023	260.00	
Regular Board Meeting	1/11/2023	260.00	
Chamber of Commerce Breakfast	1/13/2023	260.00	
San Geronio Pass Water Agency Meeting	1/23/2023	260.00	
San Geronio Pass Regional Water Alliance	1/25/2023	260.00	
Engineering Workshop	1/26/2023	260.00	
CSDA - Ratepayer Assistance Funding & Shut Off Laws	1/30/2023	260.00	
Regular Board Meeting	2/8/2023	260.00	
Chamber of Commerce Breakfast	2/10/2023	260.00	
San Geronio Pass Water Agency Meeting	2/13/2023	260.00	
CSDA: Grassroots Advocacy & Public Outreach Three Part Series	2/14/2023	260.00	
ACWA JPIA Ethics Training	3/3/2023	260.00	
Lower Colorado River Tour	3/7/2023	260.00	
Lower Colorado River Tour	3/8/2023	260.00	
Lower Colorado River Tour	3/9/2023	260.00	
Lower Colorado River Tour	3/10/2023	260.00	128.02
San Geronio Pass Water Agency Meeting	3/13/2023	260.00	
Special Board Meeting	3/15/2023	260.00	
Riverside County Water Task Force	3/17/2023	260.00	
San Geronio Pass Regional Water Alliance	3/22/2023	260.00	
Engineering Workshop	3/23/2023	260.00	
CSDA - LAFCO Matter for Special Districts	4/4/2023	285.00	
Regular Board Meeting	4/12/2023	285.00	
Chamber of Commerce Breakfast	4/14/2023	285.00	
San Geronio Pass Water Agency Meeting	4/24/2023	285.00	
Chamber of Commerce Breakfast	5/5/2023	285.00	
Regular Board Meeting	5/10/2023	285.00	
Engineering Workshop	5/25/2023	285.00	
San Geronio Pass Regional Water Alliance	5/24/2023	285.00	
Chamber of Commerce Breakfast	6/9/2023	285.00	
San Geronio Pass Water Agency Meeting	6/12/2023	285.00	
Regular Board Meeting	6/14/2023	285.00	
Riverside County Water Task Force	6/16/2023	285.00	
Regular Board Meeting	7/12/2023	285.00	
Chamber of Commerce Breakfast	7/14/2023	285.00	
San Geronio Pass Water Agency Meeting	7/17/2023	285.00	
Engineering Workshop	7/27/2023	285.00	

Payroll

Timecard Proof List

Date Range: 09/01/2022 to 08/31/2023

Beaumont-Cherry Valley Water District

560 Magnolia Avenue
Beaumont CA 92223
(951) 845-9581
www.bcvwd.org



Meeting	Date	Per Diem	Reimbursement Cost
San Geronio Pass Water Agency Meeting	8/7/2023	285.00	
Regular Board Meeting	8/9/2023	285.00	
BIA So Cal Water Conference	8/11/2023	285.00	
ASCE Award Dinner - MDP Line 16 Engineering Award	8/17/2023	285.00	
San Geronio Pass Water Agency Meeting	8/21/2023	285.00	
Urban Water Institute Conference	8/22/2023	285.00	
Urban Water Institute Conference	8/23/2023	285.00	
Urban Water Institute Conference	8/24/2023	285.00	
Urban Water Institute Conference	8/25/2023	285.00	138.73
Employee No: 170	Total Meetings for Sept 2022 - Aug 2023	72	19,345.00
		Total Reimbursements	266.75

(1) Two meetings attended on the same day will only be paid one (1) Per Diem disbursement per Water Code Section 20201-20203

(2) 11th Day of Service for the month. No more than 10 days per month may be compensated for as stated in Water Code Section 20202


Payroll

Timecard Proof List

Date Range: 09/01/2022 to 08/31/2023

Beaumont-Cherry Valley Water District

560 Magnolia Avenue
Beaumont CA 92223
(951) 845-9581
www.bcvwd.org



Meeting	Date	Per Diem	Reimbursement Cost
Employee No: 178 Hoffman, David			
Finance & Audit Committee	9/1/2022	260.00	
Work Force and Succession Planning Interview	9/6/2022	260.00	
Chamber of Commerce Breakfast	9/9/2022	260.00	
Regular Board Meeting	9/14/2022	260.00	
Pass Economic Development Association	9/15/2022	260.00	
State of the City Dinner	9/22/2022	260.00	
Engineering Workshop	9/29/2022	260.00	
Finance & Audit Committee	10/6/2022	260.00	
Regular Board Meeting	10/12/2022	260.00	
Chamber of Commerce Breakfast	10/14/2022	260.00	
ACWA: CA Drought Planning Workshop	10/19/2022	260.00	
Special Finance & Audit Committee	10/20/2022	260.00	
Engineering Workshop	10/27/2022	260.00	
Special Meeting	11/1/2022	260.00	
Finance & Audit Committee	11/3/2022	260.00	
Regular Board Meeting	11/9/2022	260.00	
Chamber of Commerce Breakfast	11/10/2022	260.00	
Engineering Workshop	11/17/2022	260.00	
Finance & Audit Committee	12/1/2022	260.00	
Chamber of Commerce Breakfast	12/9/2022	260.00	
Regular Board Meeting	12/14/2022	260.00	
Anti Harassment Training	1/2/2023	260.00	
Regular Board Meeting	1/11/2023	260.00	
Chamber of Commerce Breakfast	1/13/2023	260.00	
CSDA: Brown Act: Come for the Basics, Stay for the Updates	1/17/2023	260.00	
San Geronio Pass Water Agency Meeting	1/23/2023	260.00	
CSDA - Ratepayer Assistance Funding & Shut Off Laws	1/30/2023	260.00	
Finance & Audit Committee	2/2/2023	260.00	
Regular Board Meeting	2/8/2023	260.00	
Engineering Workshop	2/23/2023	260.00	
Finance & Audit Committee	3/2/2023	260.00	
Chamber of Commerce Breakfast	3/10/2023	260.00	
Special Board Meeting	3/15/2023	260.00	
Engineering Workshop	2/23/2023	260.00	
Finance & Audit Committee	4/6/2023	285.00	
Regular Board Meeting	4/12/2023	285.00	
Chamber of Commerce Breakfast	4/14/2023	285.00	
Engineering Workshop	4/27/2023	285.00	
Finance & Audit Committee	5/4/2023	285.00	
Chamber of Commerce Breakfast	5/5/2023	285.00	
Regular Board Meeting	5/10/2023	285.00	
Meeting with BCVWD GM and Developer	5/16/2023	285.00	
Engineering Workshop	5/25/2023	285.00	
Finance & Audit Committee	6/1/2023	285.00	
Regular Board Meeting	6/14/2023	285.00	
Riverside County Water Task Force	6/16/2023	285.00	
Engineering Workshop	6/22/2023	285.00	
Finance & Audit Committee	7/6/2023	285.00	
Regular Board Meeting	7/12/2023	285.00	
Chamber of Commerce Breakfast	7/14/2023	285.00	
Engineering Workshop	7/27/2023	285.00	
Finance & Audit Committee	8/3/2023	285.00	
Regular Board Meeting	8/9/2023	285.00	
Chamber of Commerce Breakfast	8/11/2023	285.00	
ASCE Award Dinner - MDP Line 16 Engineering Award	8/17/2023	285.00	
Engineering Workshop	8/24/2023	285.00	
Employee No: 178	Total Meetings for Sept 2022 - Aug 2023	56	15,110.00 Total Reimbursements
			0.00

(1) Two meetings attended on the same day will only be paid one (1) Per Diem disbursement per Water Code Section 20201-20203

(2) 11th Day of Service for the month. No more than 10 days per month may be compensated for as stated in Water Code Section 20202


Payroll

Timecard Proof List

Date Range: 09/01/2022 to 08/31/2023

Beaumont-Cherry Valley Water District

560 Magnolia Avenue
Beaumont CA 92223
(951) 845-9581
www.bcvwd.org



Meeting	Date	Per Diem	Reimbursement Cost
Employee No: 179 Covington, John			
Work Force and Succession Planning Interview	9/6/2022	260.00	
Chamber of Commerce Breakfast	9/9/2022	260.00	
Regular Board Meeting	9/14/2022	260.00	
Personnel Committee Meeting	9/20/2022	260.00	
State of the City Dinner (Did not Submit Reimbursement Form)	9/22/2022	0.00	
Engineering Workshop	9/29/2022	260.00	
City of Beaumont Wastewater Treatment Plant Tour	9/30/2022	260.00	
Regular Board Meeting	10/12/2022	260.00	
Personnel Committee Meeting	10/18/2022	260.00	
Engineering Workshop	10/27/2022	260.00	
Special Meeting	11/1/2022	260.00	
Regular Board Meeting	11/9/2022	260.00	
Personnel Committee Meeting	11/15/2022	260.00	
Engineering Workshop	11/17/2022	260.00	
Regular Board Meeting	12/14/2022	260.00	
Regular Board Meeting	1/11/2023	260.00	
Personnel Committee Meeting	1/17/2023	260.00	
Engineering Workshop	1/26/2023	260.00	
Harrassment Training	2/1/2023	260.00	
Ad Hoc Recycled Water 2x2 Committee Meeting	2/2/2023	260.00	
Regular Board Meeting	2/8/2023	260.00	
Personnel Committee Meeting	2/21/2023	260.00	
Engineering Workshop	2/23/2023	260.00	
CSDA: Special District Leadership Academy	2/27/2023	260.00	
CSDA: Special District Leadership Academy	2/28/2023	260.00	
CSDA: Special District Leadership Academy	3/1/2023	260.00	118.27
Lower Colorado River Tour	3/7/2023	260.00	
Lower Colorado River Tour	3/8/2023	260.00	
Lower Colorado River Tour	3/9/2023	260.00	
Lower Colorado River Tour	3/10/2023	260.00	150.05
Special Board Meeting	3/15/2023	260.00	
Personnel Committee Meeting	3/21/2023	260.00	
Engineering Workshop	3/23/2023	260.00	
ACWA Salton Sea Tour	3/27/2023	260.00	
Regular Board Meeting	4/12/2023	285.00	
Personnel Committee Meeting	4/18/2023	285.00	
Engineering Workshop	4/27/2023	285.00	
Regular Board Meeting	5/10/2023	285.00	
Engineering Workshop	5/25/2023	285.00	
Regular Board Meeting	6/14/2023	285.00	
Personnel Committee Meeting	6/20/2023	285.00	
Engineering Workshop	6/22/2023	285.00	
Regular Board Meeting	7/12/2023	285.00	
Chamber of Commerce Breakfast	7/14/2023	285.00	
Engineering Workshop	7/27/2023	285.00	
Regular Board Meeting	8/9/2023	285.00	
Chamber of Commerce Breakfast	8/11/2023	285.00	
Engineering Workshop	8/24/2023	285.00	
Employee No: 179	Total Meetings for Sept 2022 - Aug 2023	48	12,570.00 Total Reimbursements
			268.32

(1) Two meetings attended on the same day will only be paid one (1) Per Diem disbursement per Water Code Section 20201-20203

(2) 11th Day of Service for the month. No more than 10 days per month may be compensated for as stated in Water Code Section 20202

Payroll

Timecard Proof List

Date Range: 09/01/2022 to 08/31/2023

Beaumont-Cherry Valley Water District

560 Magnolia Avenue
Beaumont CA 92223
(951) 845-9581
www.bcvwd.org



Meeting	Date	Per Diem	Reimbursement Cost
Employee No: 193 Ramirez, Andy			
Collaborative Agency Committee	9/7/2022	260.00	
Work Force and Succession Planning Interview	9/9/2022	260.00	
Personnel Committee Meeting	9/20/2022	260.00	
Engineering Workshop	9/29/2022	260.00	
Personnel Committee Meeting	10/18/2022	260.00	
Engineering Workshop	10/27/2022	260.00	
Special Meeting	11/1/2022	260.00	
Collaborative Agencies Committee	11/2/2022	260.00	
Ad Hoc Communications Committee	11/8/2022	260.00	
ACWA/PPIC Solar Development	11/11/2022	260.00	
Personnel Committee Meeting	11/15/2022	260.00	
Engineering Workshop	11/17/2022	260.00	
ACWA Investing in Local Projects: Groundwater, Water Supplies and Infrastructure	12/13/2022	260.00	
Regular Board Meeting	12/14/2022	260.00	
Ad Hoc Communications Meeting	1/10/2023	260.00	
Personnel Committee Meeting	1/17/2023	260.00	
Regular Board Meeting	2/8/2023	260.00	
Personnel Committee Meeting	2/23/2023	260.00	
Collaborative Agencies Meeting	3/1/2023	260.00	
Ad Hoc Communications Meeting	3/14/2023	260.00	
Personnel Committee Meeting	3/21/2023	260.00	
Engineering Workshop	3/23/2023	260.00	
BCVPRD Veteran's Day	3/24/2023	260.00	
Regular Board Meeting	4/12/2023	285.00	
Collaborative Agencies Committee	5/3/2023	285.00	
Regular Board Meeting	5/10/2023	285.00	
Ad Hoc Communications Meeting	5/15/2023	285.00	
Personnel Committee Meeting	5/16/2023	285.00	
Engineering Workshop	5/25/2023	285.00	
Recycled Water Ad Hoc Committee	6/1/2023	285.00	
Cherry Festival	6/4/2023	285.00	
Regional Water Authority "A Conversation with Jay Ziegler, Delta Watermaster"	6/7/2023	285.00	
Regular Board Meeting	6/14/2023	285.00	
Ad Hoc Communications Meeting	7/11/2023	285.00	
Regular Board Meeting	7/12/2023	285.00	
Ad Hoc Communications Meeting	8/8/2023	285.00	
Regular Board Meeting	8/9/2023	285.00	
ASCE Award Dinner - MDP Line 16 Engineering Award	8/17/2023	285.00	
San Geronio Pass Water Agency Meeting	8/21/2023	285.00	
Urban Water Institute Conference	8/22/2023	285.00	
Urban Water Institute Conference	8/23/2023	285.00	
Urban Water Institute Conference	8/24/2023	285.00	
Urban Water Institute Conference	8/25/2023	285.00	144.76
Employee No: 193	Total Meetings for Sept 2022 - Aug 2023	43	11,680.00 Total Reimbursements
			144.76

(1) Two meetings attended on the same day will only be paid one (1) Per Diem disbursement per Water Code Section 20201-20203

(2) 11th Day of Service for the month. No more than 10 days per month may be compensated for as stated in Water Code Section 20202


Payroll

Timecard Proof List

Date Range: 09/01/2022 to 08/31/2023

Beaumont-Cherry Valley Water District

560 Magnolia Avenue
Beaumont CA 92223
(951) 845-9581
www.bcvwd.org



Meeting	Date	Per Diem	Reimbursement Cost
Employee No: 214 Williams, Lona			
Finance & Audit Committee (Did not Submit Reimbursement Form)	9/1/2022	0.00	
Pass Economic Development Association	9/15/2022	260.00	
Riverside County Supervisors Meeting	9/20/2022	260.00	
State of the City Dinner	9/22/2022	260.00	
Engineering Workshop	9/29/2022	260.00	
Finance & Audit Committee	10/6/2022	260.00	
Regular Board Meeting	10/12/2022	260.00	
Special Finance & Audit Committee	10/20/2022	260.00	
LAFCO Hearing - Merlin Properties ⁽¹⁾	10/27/2022	0.00	38.50
Engineering Workshop	10/27/2022	260.00	
Special Meeting	11/1/2022	260.00	
Finance & Audit Committee	11/3/2022	260.00	
Ad Hoc Communications Committee	11/8/2022	260.00	
Regular Board Meeting	11/9/2022	260.00	
Chamber of Commerce Breakfast	11/10/2022	260.00	
Engineering Workshop	11/17/2022	260.00	
ACWA Fall Conference	11/29/2022	260.00	
ACWA Fall Conference	11/30/2022	260.00	55.00
Finance & Audit Committee	12/1/2022	260.00	
ACWA Fall Conference ⁽¹⁾	12/1/2022	0.00	
CSDA SDLA Governance Foundations	12/6/2022	260.00	
CSDA SDLA Governance Foundations	12/7/2022	260.00	
Regular Board Meeting	12/14/2022	260.00	
Ad Hoc Communications Meeting	1/10/2023	260.00	
Regular Board Meeting	1/11/2023	260.00	
CSDA: Brown Act: Come for the Basics, Stay for the Updates	1/17/2023	260.00	
CSDA: 2023 Annual Employment Law Update	1/24/2023	260.00	
Engineering Workshop	1/26/2023	260.00	
Finance & Audit Committee	2/2/2023	260.00	
CSDA: Ethics Training ⁽¹⁾	2/2/2023	0.00	
Chamber of Commerce Breakfast	2/10/2023	260.00	
CSDA: Grassroots Advocacy & Public Outreach Three Part Series	2/14/2023	260.00	
Engineering Workshop	2/23/2023	260.00	
CSDA: Special District Leadership Academy	2/26/2023	260.00	
CSDA: Special District Leadership Academy	2/27/2023	260.00	
CSDA: Special District Leadership Academy	2/28/2023	260.00	
CSDA: Special District Leadership Academy	3/1/2023	260.00	
Finance & Audit Committee	3/2/2023	260.00	
Lower Colorado River Tour	3/7/2023	260.00	
Lower Colorado River Tour	3/8/2023	260.00	
Lower Colorado River Tour	3/9/2023	260.00	
Lower Colorado River Tour	3/10/2023	260.00	195.61
Ad Hoc Communications Meeting	3/14/2023	260.00	
Special Board Meeting	3/15/2023	260.00	
Engineering Workshop	3/23/2023	260.00	
ACWA Salton Sea Tour	3/26/2023	260.00	
ACWA Salton Sea Tour ⁽²⁾	3/27/2023	0.00	130.76
Finance & Audit Committee	4/6/2023	285.00	
Regular Board Meeting	4/12/2023	285.00	
Chamber of Commerce Breakfast	4/14/2023	285.00	
Personnel Committee Meeting	4/18/2023	285.00	
Engineering Workshop	4/27/2023	285.00	
CSDA: Overview of Special District Laws	5/3/2023	285.00	
Finance & Audit Committee	5/4/2023	285.00	
Regular Board Meeting	5/10/2023	285.00	
Ad Hoc Communications Meeting	5/15/2023	285.00	
Personnel Committee Meeting	5/16/2023	285.00	
Engineering Workshop	5/25/2023	285.00	
Finance & Audit Committee	6/1/2023	285.00	
Ad Hoc Communications Meeting	6/13/2023	285.00	
Personnel Committee Meeting	6/20/2023	285.00	
Engineering Workshop	6/22/2023	285.00	
Finance & Audit Committee	7/6/2023	285.00	

Payroll

Timecard Proof List

Date Range: 09/01/2022 to 08/31/2023

Beaumont-Cherry Valley Water District

560 Magnolia Avenue
Beaumont CA 92223
(951) 845-9581
www.bcvwd.org



Meeting	Date	Per Diem	Reimbursement Cost
Ad Hoc Communications Meeting	7/11/2023	285.00	
Regular Board Meeting	7/12/2023	285.00	
Chamber of Commerce Breakfast	7/14/2023	285.00	
ACWA Candidates Town Hall	7/19/2023	285.00	
Engineering Workshop	7/27/2023	285.00	
Finance & Audit Committee	8/3/2023	285.00	
Ad Hoc Communications Meeting	8/8/2023	285.00	
Regular Board Meeting	8/9/2023	285.00	
BIA So Cal Water Conference	8/11/2023	285.00	55.09
ASCE Award Dinner - MDP Line 16 Engineering Award	8/17/2023	285.00	
Engineering Workshop	8/24/2023	285.00	
Employee No: 214	Total Meetings for Sept 2022 - Aug 2023	74	18,615.00
		Total Reimbursements	474.96

(1) Two meetings attended on the same day will only be paid one (1) Per Diem disbursement per Water Code Section 20201-20203

(2) 11th Day of Service for the month. No more than 10 days per month may be compensated for as stated in Water Code Section 20202

Total Number of Meetings	293
Total Per Diem Expense Paid	\$77,320.00
Total Reimbursements Paid	\$1,154.79



**Beaumont-Cherry Valley Water District
Regular Board Meeting
October 11, 2023**

Item 3f

STAFF REPORT

TO: Board of Directors

FROM: Dan Jagers, General Manager

SUBJECT: Resolution 2023-__ Adopting an Amendment to the District's Conflict of Interest Code

Staff Recommendation

Adopt Resolution 2023-__ Adopting an Amendment to the District's Conflict of Interest Code.

Executive Summary

With the Board's June 23, 2023 approval of revisions to the District's Organizational Chart and changes in positions, it is necessary to revise the Conflict of Interest Code. The revisions have been reviewed by legal counsel and were submitted to the FPPC for comment.

Background

The Conflict of Interest Code (Code) designates which individuals must file a disclosure statement commonly known as the "Form 700" or Statement of Economic Interests, as required by the Fair Political Practices Commission (FPPC).

The Political Reform Act requires every multi-county agency to review its Conflict of Interest Code biennially and notify the Fair Political Practices Commission whether the agency's Code needs to be amended. The District's last Code was adopted via Resolution 2022-33 on October 12, 2022.

At its meeting on August 9, 2023, the Board approved the Notice of Intent and a 45-day comment period regarding the proposed changes to the District's Conflict of Interest Code.

Summary

With the adoption of Resolution 2023-12 designating revisions to the organization chart and changes in position titles, the District's Code now requires substantive amendment to reflect new positions that must be designated as filers of the Form 700 Statement of Economic Interests. The Fair Political Practices Commission (FPPC) considers the additions or deletion of positions to be a substantive change. Legal Counsel reviewed the amendments.

Positions deleted:	Positions added:
None	Assistant Director of Finance and Administration
	Executive Assistant
	Management Analyst II

Position title changed from:	Position title changed to:
Human Resources Administrator	Human Resources Manager
Recycled Water Supervisor	Cross Connection / Non-Potable Water Supervisor



Upon approval by the Board at the August 11 meeting, a Notice of Intent to amend the Code was distributed and a 45-day comment period was held from August 12 to September 24, 2023. No comments were received.

The proposed changes were submitted to the FPPC. No comments were received from the FPPC.

Fiscal Impact: None.

Attachment(s)

- A – Resolution 2023-__ Adopting an Amendment to the District's Conflict of Interest Code
- B – Exhibit A – BCVWD Conflict of Interest Code
- C – Notice of Intent to Adopt or Amend a Conflict of Interest Code – posted 8/10/2023

Report prepared by Lynda Kerney, Executive Assistant

RESOLUTION 2023-__

A RESOLUTION OF THE BOARD OF DIRECTORS OF THE BEAUMONT-CHERRY VALLEY WATER DISTRICT ADOPTING AN AMENDMENT TO THE DISTRICT'S CONFLICT OF INTEREST CODE

WHEREAS, the Political Reform Act ("Act"), Government Code Section 81000 et seq., requires state and local government agencies to adopt and promulgate a Conflict of Interest Code; and

WHEREAS, the Fair Political Practices Commission (FPPC) has adopted a regulation: 2 Cal. Code of Regulations, Section 18730, the terms of which are incorporated herein by reference, and which may be amended by the Fair Political Practices Commission after public notice and hearings to confirm amendments to the Political Reform Act; and

WHEREAS, the Board of Directors of the Beaumont-Cherry Valley Water District (District) has previously adopted the standard Conflict of Interest Code and designated those officers and employees of the District who shall be required to disclose financial interests pursuant to the disclosure categories; and

WHEREAS, the Board desires to amend the District's Conflict of Interest Code for the purpose of updating the Appendix A, attached hereto, to reflect organizational changes of the District,

NOW, THEREFORE, BE IT RESOLVED by the Board of Directors of the Beaumont-Cherry Valley Water District:

1. The Board of Directors hereby adopts the amended Appendix A of Designated Filers to the Conflict of Interest Code of the Beaumont-Cherry Valley Water District.
2. This amendment to the Conflict of Interest Code is attached hereto as Exhibit "A" to this Resolution.
3. This amendment to the Conflict of Interest Code shall not be effective until it has been approved by the code reviewing body, namely, the Fair Political Practices Commission, and the effective date of this amendment shall be the date fixed by the Fair Political Practices Commission.
4. The Recording Secretary of the District and/or their designee is authorized as the District's Filing Officer and directed to file with the Fair Political Practices Commission a copy of the amended Appendix A of Designated Filers and officials who manage public investments and such other information as may be required by the Fair Political Practices Commission.
5. The Recording Secretary of the District and/or their designee is ordered and directed to file the Amended Conflict of Interest Code in the office of the District and to retain same as part of the District's usual record keeping process.
6. This Code has the force and effect of law. Designated Filers violating any provision of this Code are subject to the administrative, criminal, and civil

sanctions provided in the Political Reform Act, as it may be amended from time to time.

7. Copies of the Amended Conflict of Interest Code shall be made available for public inspection by the District's staff during all regular office hours of the District.

ADOPTED this ____ day of October, 2023, by the following vote:

AYES:

NOES:

ABSTAIN:

ABSENT:

ATTEST:

Director David Hoffman, President of the
Board of Directors of the
Beaumont-Cherry Valley Water District

Director Daniel Slawson, Secretary to the
Board of Directors of the
Beaumont-Cherry Valley Water District

Attachments:

Exhibit A – Conflict of Interest Code

Appendix A – Designated Filers

BEAUMONT-CHERRY VALLEY WATER DISTRICT CONFLICT OF INTEREST CODE

The Political Reform Act (Government Code Section 81000. et seq.) requires state and local government agencies to adopt and promulgate conflict of interest codes. The Fair Political Practices Commission has adopted a regulation (2 California Code of Regulations Section 18730) that contains the terms of a standard conflict of interest code, which can be incorporated by reference in an agency's code. After public notice and hearing, the standard code may be amended by the Fair Political Practices Commission to conform to amendments in the Political Reform Act. Therefore, the terms of 2 California Code of Regulations Section 18730 and any amendments to it duly adopted by the Fair Political Practices Commission are hereby incorporated by reference. This regulation and the attached Appendices, designating positions and establishing disclosure categories, shall constitute the conflict of interest code of the **Beaumont-Cherry Valley Water District (District)**.

Individuals holding designated positions shall file their statements of economic interests with the **District**, which will make the statements available for public inspection and reproduction. (Gov. Code Sec. 81008.) All statements will be retained by the **District**.

**BEAUMONT-CHERRY VALLEY WATER DISTRICT
CONFLICT OF INTEREST CODE**

**APPENDIX A
DESIGNATED POSITIONS**

Designated Position	Assigned Disclosure Category
Board of Directors	1, 2, 4
General Manager	1, 2, 4
Legal Counsel	2, 4
Director of Operations	1, 2, 4
Water Utility Superintendent	3
Water Utility Supervisor	3
Water Production Supervisor	3
Recycled Water Supervisor <u>Cross Connection / Non-Potable Water Supervisor</u>	2, 3, 4
Director of Engineering	1, 2
Senior Civil Engineer	1, 2
Director of Finance and Administration /Treasurer	2, 3, 4
<u>Assistant Director of Finance and Administration</u>	2, 3, 4
Finance Manager	3
Human Resources Administrator <u>Human Resources Manager</u>	2, 3, 4
Senior Management Analyst	2, 4
Customer Service Supervisor	2, 4
Director of Information Technology	3
<u>Executive Assistant</u>	2, 3, 4
<u>Management Analyst II</u>	2, 3, 4

Note: The Legal Counsel position is filled by an outside consultant who acts in a staff capacity.

Consultants/New Positions*

*Consultants/New Positions shall be included in the list of designated positions and shall disclose pursuant to the broadest disclosure category in the code, subject to the following limitation:

The General Manager may determine in writing that a particular consultant/new position, although a "designated position," is hired to perform a range of duties that is limited in scope and thus is not required to fully comply with the disclosure requirements in this section. Such written determination shall include a description of the consultant/new position's duties and, based upon that description, a statement of the extent of disclosure requirements. The General Manager's determination is a public record and shall be retained for public inspection in the same manner and location as this conflict of interest code (Gov. Code Section 81008).

**BEAUMONT-CHERRY VALLEY WATER DISTRICT
CONFLICT OF INTEREST CODE**

**APPENDIX B
DISCLOSURE CATEGORIES**

Individuals holding designated positions must report financial interests in accordance with the assigned disclosure categories.

Category 1: Interests in real property located within the jurisdiction or within two miles of the boundaries of the jurisdiction or within two miles of any land owned or used by the District as well as investments and business positions in business entities, and income, including receipt of loans, gifts, and travel payments, from sources, that provide real estate services (e.g. consulting, appraisal, development, construction) of the type used by the District.

Category 2: Investments and business positions in business entities, and income, including receipt of loans, gifts, and travel payments, from sources, that provide services, supplies, materials, machinery, or equipment of the type utilized or funded by the District.

Category 3: Investments and business positions in business entities, and income, including receipt of loans, gifts, and travel payments, from sources, that provide services, supplies, materials, machinery, or equipment of the type utilized or funded by the employee's division or department.

Category 4: Investments and business positions in business entities, and income, including receipt of loans, gifts, and travel payments, from sources, that filed a claim, or have a claim pending, against the District during the previous two years.

Sources of the type utilized or funded by the district include:

- Engineering and environmental consulting firms
- Transportation equipment and parts
- Water and soil testing products and services
- Services for energy pricing/demand, legal and labor relations
- Mapping and educational water services

(Non-inclusive list)



**Beaumont-Cherry Valley Water District
Regular Board Meeting
October 11, 2023**

Item 3g

STAFF REPORT

TO: Board of Directors

FROM: Dan Jagers, General Manager

SUBJECT: Status of Declared Local Emergencies Related to Fires

- i) Impact of the Apple Fire pursuant to Resolution 2020-17
- ii) Impact of the El Dorado Fire pursuant to Resolution 2020-20

Staff Recommendation

Extend the Declarations of Local Emergency pursuant to Resolutions 2020-17 and 2020-20.

Executive Summary

Emergency conditions due to the results of the Apple Fire and El Dorado Fire in 2020 are continuing. Staff recommends renewal of the resolutions to allow provision of extraordinary police powers; immunity for emergency actions; authorize issuance of orders and regulations; and activate pre-established emergency provisions. The declaration of emergency is a prerequisite for requesting state or federal assistance.

Background

Conditions of disaster or of extreme peril to the health and safety of persons and property have arisen during and resulting from two significant wildfires in the Beaumont-Cherry Valley Water District (BCVWD) service area and adjacent territory led California Governor Gavin Newsom to proclaim a State of Emergency for California on September 3, 2020. The District has the authority to proclaim a local emergency and on August 12, 2020 adopted Resolution 2020-17 ratifying and proclaiming such a local emergency related to the Apple Fire, and on September 9, 2020 adopted Resolution 2020-20 proclaiming a local emergency related to the El Dorado Fire.

The Board of Directors has received updates and reviewed the status of the local emergencies at least every 60 days, continuing the emergency due to threats of mudslides, debris flows, and potential damage to District facilities and equipment due to heavy rains in the area of the burn scars. At the August 9, 2023 meeting, the Board requested to have these required updates placed on the Consent Calendar rather than receiving an oral report.

Status Update

Operations staff prepared for the arrival of Tropical Storm Hilary and worked through the weekend of August 18-20 to assure District facilities were ready for the potential deluge. Minor damage was experienced at Well 20, with additional damage experienced in various locations along the Edgar Canyon's dirt access road, Edgar Canyon ponds, the middle canyon bridge, and all creek crossings throughout Edgar Canyon. Staff further identifies that the impact of Tropical Storm Hilary was exacerbated by the burn scar areas from the Apple and El Dorado fires.



Efforts are underway to make necessary repairs to the Well 20 building panels, to reconstruct portions of the Edgar Canyon access road, reestablish retention ponds and diversions, and to provide complete access through Edgar Canyon. Additional efforts will reestablish the downstream riprap at the middle canyon bridge.

Fiscal Impact

The fiscal impact to the District is substantial and ongoing. The District will process expenses and request California Disaster Assistance Act funding to assist with these costs.

Staff Report prepared by James Bean, Director of Operations and Lynda Kerney, Executive Assistant



**Beaumont-Cherry Valley Water District
Regular Board Meeting
October 11, 2023**

Item 4

STAFF REPORT

TO: Board of Directors

FROM: Dan Jagers, General Manager

SUBJECT: Request for *Will-Serve Letter* for Riverside County Assessor's Parcel Nos. 404-190-001 and 404-190-003 located on the northwest corner of Oak Valley Parkway and Beaumont Avenue

Staff Recommendation

Consider the request for water service *Will-Serve Letter* (WSL) for the proposed development located on the northwest corner of Oak Valley Parkway and Beaumont Avenue, currently identified as **Riverside County Assessor's Parcel Nos. (APN) 404-190-001 and 404-190-003** within the City of Beaumont, subject to payment of all fees to the District and securing all approvals from the City of Beaumont and:

- A. Approve the Application for Water Service and furnish the *Will-Serve Letter* with conditions as enumerated, or
- B. Deny the Application for Water Service

Executive Summary

The subject Project includes the construction of seven (7) stand-alone commercial buildings (with a total proposed building footprint of approximately 39,800 sq. ft.) varying in size and use with landscaping across two (2) parcels of land located within the District's Sphere of Influence and Service Boundary (APNs 404-190-001 and 404-190-003). Table 1 below provides a brief summary of the proposed Project.

Table 1 – Project Summary

Applicant	Santiago Holdings, LLC
Owner / Developer	Santiago Holdings, LLC
Development Type	Commercial Retail
Development Name	Beaumont Village
Annexation Required (Yes/No)	No – Does Not Require Annexation
Total Water Consumption (EDUs)	44.6 EDUs
Estimated Domestic Water Consumption	39.7 EDUs
Estimated Irrigation Water Consumption	4.9 EDUs

Background

The Applicant, Santiago Holdings LLC, has requested water service from the District for a new development on two (2) existing parcels of land. APNs 404-190-001 and 404-190-003 are undeveloped parcels located on the northwest corner of Oak Valley Parkway and Beaumont



Avenue. The subject parcels are located in the City of Beaumont (see Attachment 1 – Location Map).

The proposed development consists of commercial retail space and landscaped areas. The Applicant has split the project into two (2) phases. Phase I consists of the construction of six (6) commercial retail buildings including a car wash. Phase II consists of one (1) large commercial retail building (18,000 sf) and is planned to be developed some time after Phase I.

The Applicant recently provided District staff with a site plan which details the proposed project configuration including both phases within the project site. The Applicant is currently requesting service for both Phase I and Phase II. Based on the proposed usage for Phases I and II, District staff has estimated a potable water demand total of 39.7 EDUs.

Table 1 below identifies the anticipated (not to exceed) potable water consumption for the proposed Phase I facilities:

TABLE 1 – PHASE I POTABLE WATER CONSUMPTION

Parcel	Building (Per Plot Plan)	Size (sq. ft)	Gallons Per Day (GPD)	Equivalent Dwelling Units (EDU)
1	Drive-Thru Restaurant	2,600 sf	1,700 GPD	3.5 EDUs
2	Retail/Restaurant	7,362 sf	3,650 GPD	7.5 EDUs
3	Convenient Store	3,130 sf	487 GPD	1.0 EDUs
4	Drive-Thru Restaurant	2,800 sf	1,700 GPD	3.5 EDUs
5	Car Wash	4,205 sf	9,400 GPD	19.3 EDUs
6	Drive-Thru Restaurant	2,304 sf	1,700 GPD	3.5 EDUs
7	Retail/Grocery	18,000 sf	681 GPD	1.4 EDUs
Subtotal		40,401 sf	19,318 GPD	39.7 EDUs

Note: 1 EDU = 487 gal/day (2020 UWMP)

The estimated irrigation water consumption for the project is estimated to be approximately 2,400 gallons per day (GPD) or 4.9 EDUs. These estimates were derived from the water table in the conceptual landscape plan provided by the Applicant.

APN 404-190-001 has frontage on Beaumont Avenue and Oak Valley Parkway, and APN 404-190-003 has frontage on Beaumont Avenue, only. The Project is located within the District's 2850 Pressure Zone. The District has an existing 12" Ductile Iron Pipeline (2850 Zone) in Beaumont Avenue within the limits of the Project.

Additionally, Oak Valley Parkway has an existing 10" Asbestos Cement Pipe (ACP) (PZ 2750) on the north side of the road, and an existing 12" DIP (PZ 2750) on the south side of the road. The District's Potable Master Plan identifies that the existing 10" AC pipeline is to be converted over to the 2850 pressure zone. This existing pipeline may be able to facilitate a portion of the Project's needs, assuming service is taken from Beaumont Avenue and not only from Oak Valley Parkway (simultaneously). The Project's maximum day demands, and fire flow needs will dictate the Project's final infrastructure needs, and will need to be addressed in a Plan of Service.



The Developer shall (at a minimum) disconnect the exiting 10" AC pipeline from the 2750 Pressure Zone and connect said 10-inch pipeline to the 2850 Pressure Zone, as identified in the District's Master Plan. The Developer shall also be responsible for converting over any other existing services which may be adversely impacted by the pressure zone change.

The District's non-potable master plan identifies a proposed 8-inch diameter non-potable distribution main (NP-2800-00XX) in Oak Valley Parkway. The Applicant shall construct a portion of said pipeline across the Project frontage along Oak Valley Parkway. The Developer will connect to this main for future use, however the project's current irrigation needs shall be served from the potable water system until the non-potable is fully constructed (by others).

Final domestic and irrigation meter sizes will be determined by the Applicant. Fire flow requirements will be determined by the County of Riverside Fire Department and said requirements dictate actual required fire hydrant fire flows to the property. Should the Project's fire flow requirements exceed the capacity of the existing facilities fronting the Project property, then the Developer shall upgrade said facilities sized sufficiently enough to support the demands of the Project.

The Applicant will need to secure all necessary approvals from the City of Beaumont.

Conditions:

The Applicant shall conform to all District requirements for water service and all City of Beaumont requirements.

1. The Applicant shall extend existing non-potable facilities along all property frontages where facilities are planned, but not currently installed and make connections to existing and/or planned system extensions, when constructed and operable.
2. The Applicant shall enter into a water facilities extension agreement and pay all fees and deposits associated with the domestic and non-potable water services for the proposed development.
3. The Applicant will be required to pay for additional storage relating to the Project's volumetric quantity of water greater than the baseline fire flow demands (1,000 GPM for 2 hours) per District policy.
4. The Applicant will be required to install fire service connection(s) to support the City of Beaumont/County of Riverside Fire Department's requirements for off-site and/or on-site fire suppression.
5. The Applicant will be required to pay commercial front-footage fees along all property frontages (two sides for a corner lot) where facilities are currently installed.
6. The Applicant may be required to install a fire service connection(s) to support the City of Beaumont/County of Riverside Fire Department's requirements for on-site fire hydrants.
7. The District reserves the right to review annual consumption data (water consumption audit) for potable and irrigation consumptions, and adjust the applicable Capacity Charges (when project facilities are fully utilized) for any amount greater than an average daily use



of 19,318 gpd (39.7 EDUs) for domestic water demands and 2,400 gpd (4.9 EDUs) for irrigation demands which are identified in Table 1, above.

8. In the event the Applicant redevelops the Project site, the Applicant may be required to request additional water from the Board of Directors, upgrade the service(s) to facilitate the additional consumption, and pay Capacity Charges for the additional quantity of water needed.
9. To minimize the use of potable water, the District requires the applicant to conform to the City of Beaumont Landscaping Ordinances which pertains to water efficient landscape requirements and the following:
 - a. Landscaped areas which have turf, shall have “smart irrigation controllers” which use Evapotranspiration (ET) data to automatically control the watering. Systems shall have an automatic rain sensor to prevent watering during and shortly after rainfall. Automatically determine watering schedule based on weather conditions, and not require seasonal monitoring changes. Orchard areas, if any, shall have drip irrigation.
 - b. Landscaping in non-turf areas should be drought-tolerant, consisting of planting materials which are native to the region. Irrigation systems for these areas should be drip or bubbler type.
 - c. Conversion of drought tolerant landscaping to turf is prohibited.

Fiscal Impact:

None. All fees and deposits will be paid by the Applicant prior to providing service.

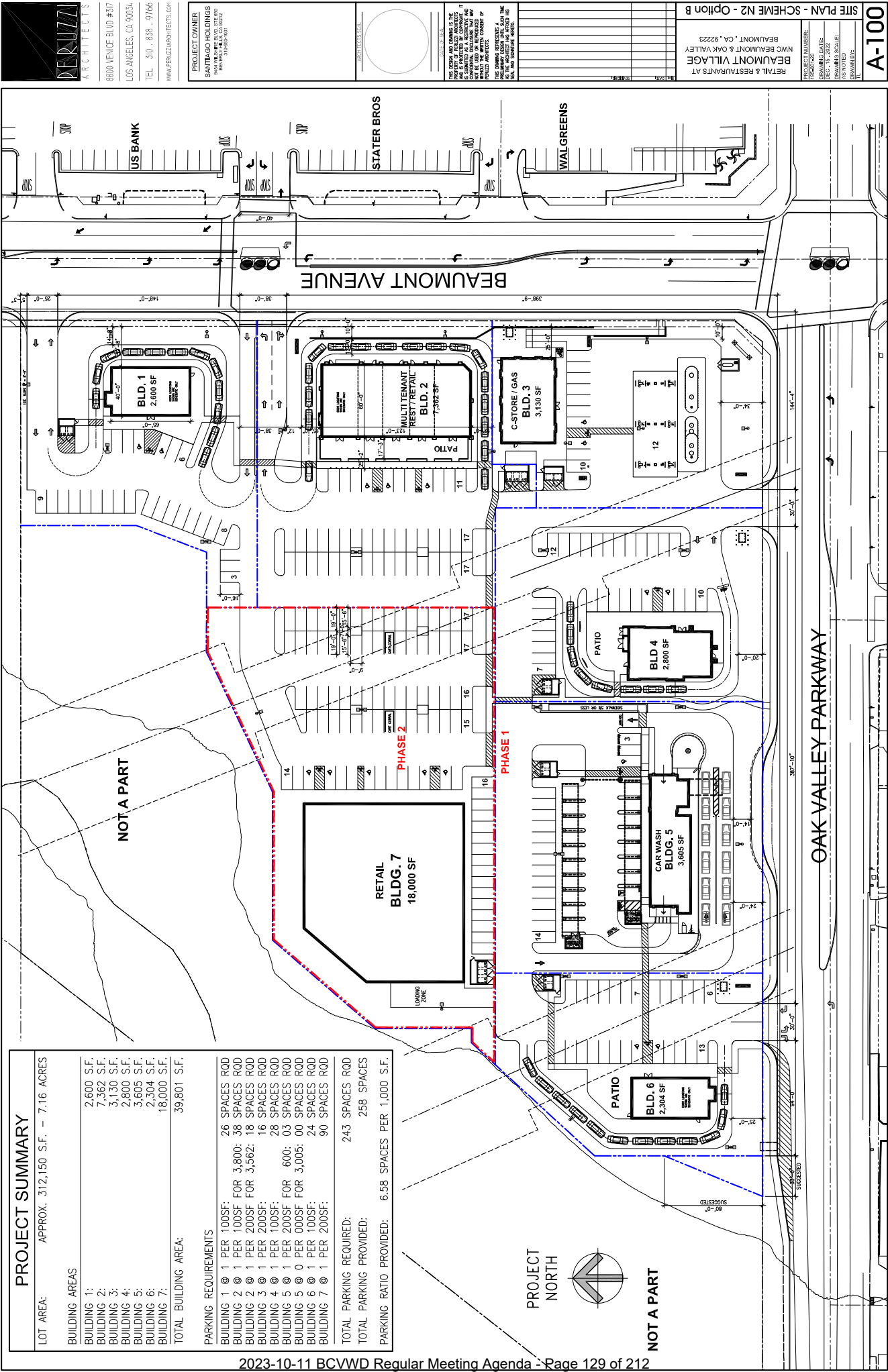
Attachments

1. APNs 404-190-001 and 404-190-003 Location Map
2. APNs 404-190-001 and 404-190-003 Site Plan
3. Application for Water Service for Riverside County APNs 404-190-001 and 404-190-003

Staff Report prepared by Evan Ward, Civil Engineering Assistant

ATTACHMENT 1 – APNs 404-190-001 and 404-190-003 Location Map







BEAUMONT CHERRY VALLEY WATER DISTRICT

560 Magnolia Avenue • PO Box 2037
Beaumont, CA 92223-2258
Phone (951) 845-9581
www.bcvwd.org

☒ **Will Serve Request** ☐ **Water Supply Assessment (SB210)**

Applicant Name: Santiago Holdings, LLC	Contact Phone # [REDACTED]
Mailing Address: [REDACTED]	Fax #: [REDACTED]
City: [REDACTED]	E-mail: [REDACTED]
State & Zip: [REDACTED]	
Service Address: Northwest corner of Oak Valley Pkwy. and Beaumont Ave.	
Assessor's Parcel Number (APN), Tract Map No. Parcel Map No.: 404-190-001 and 003	
Project Type: <input type="checkbox"/> Single-Family <input type="checkbox"/> Multi-Family <input checked="" type="checkbox"/> Commercial/Industrial <input type="checkbox"/> Minor Subdivision (5 lots or less) <input type="checkbox"/> Major subdivision (6+ lots) <input type="checkbox"/> Other	
Site Map Attached: <input checked="" type="checkbox"/> Yes <input type="checkbox"/> No Both Plot Plan and Tentative Parcel Map No. 37440 are included for reference.	


The letter should be delivered to:

Recipient: Santiago Holdings, LLC
[REDACTED]
[REDACTED]

PLEASE CHOOSE ONE:

☐ Mail (above address) ☒ E-mail
☐ Fax ☐ Will pick up

The District reserves the right to impose terms and conditions in Will Serve Letters and/or Water Supply Assessment Reports that take into account water availability issues, conservation issues and the District's existing facilities, all of which impact the District's ability to provide service to the subject property and maintain the District's ability to meet existing water demands.


Applicant's Signature
Santiago Holdings, LLC

January 20, 2021
Date



**Beaumont-Cherry Valley Water District
Regular Board Meeting
October 11, 2023**

Item 5

STAFF REPORT

TO: Board of Directors

FROM: Daniel Jaggers, General Manager

SUBJECT: Request for *Will-Serve Letter* for 84 Lumber Expansion, Riverside County Assessor's Parcel No. (APN) 418-210-019 (southeast corner of Euclid Avenue and Third Street in the City of Beaumont)

Staff Recommendation

Consider the request for water service for the proposed development at **APN 418-210-019**, within the City of Beaumont, subject to payment of all deposits and fees to the District and securing all approvals from the City of Beaumont and:

- A. Approve the Application for Water Service and furnish a *Will-Serve Letter* with conditions as enumerated, or
- B. Deny the Application

Executive Summary

The Applicant, 84 Lumber Company, has requested potable and landscape irrigation water service from the District for a proposed storage yard comprised of three (3) detached open-storage sheds and one (1) modular office trailer. The Project has landscaping across the north, west, and south sides of the property and is located within the District's Sphere of Influence and Service Boundary.

Table 1 – Project Summary

Applicant	84 Lumber Company
Owner / Developer	Pierce Hardy Limited Partnership
Development Type	Commercial/Industrial
Development Name	84 Lumber Expansion
Annexation Required (Yes/No)	No – Does Not Require Annexation
Estimated Potable Consumption	1.0 EDU
Estimated Irrigation Consumption	4.2 EDUs
Total Water Consumption (EDUs)	5.2 EDUs

Background

The Applicant, 84 Lumber Company (through their consultant Blaine A. Womer Civil Engineering), has requested water service from the District for a Project located at APN 418-210-019 proposed as a 3.42-acre open-layout outdoor storage yard with a 400 square foot office modular trailer (See Attachment 2 – 84 Lumber Expansion Site Plan). The Project is located at the southeast corner of Euclid Avenue and E 3rd Street. The District has existing potable distribution water main pipelines fronting the property. One of the potable pipelines fronting the Project is a 12-inch ductile-iron pipe (DIP) along the north side of the Project on E 3rd Street. The second potable



pipeline fronting the Project is an 8-inch DIP within Euclid Avenue that stops short of E 3rd Street by approximately 281 feet. Both potable pipelines are within the 2750 pressure zone. The Applicant may be required to extend or upgrade mainlines as necessary to facilitate the Project's flow demands and / or satisfy District Master Plan requirements.

Discussion

The Applicant plans to construct the outdoor storage yard on approximately 3.42-acres and identified a need for potable water service, irrigation water service, and a fire service connection. The Applicant provided an approximate irrigation demand of 737,698 gallons per year (approximately 2,022 gallons per day).

TABLE 1: Estimated Water Consumption

Demand	Est. Consumption (GPD)	Est. Consumption (EDUs)
Potable Water Demand	487	1.0
Non-Potable Water Demand	2,022	4.2
Total Water Demand	2,509	5.2

The Applicant plans to install two (2) meters on the north side of the property within E 3rd Street. Both meters may be serviced from the 12" DIP potable water distribution main in E 3rd Street. The District does not have non-potable facilities in the vicinity, nor are there planned facilities identified in the Non-Potable Water Master Plan, therefore, the Project shall take its irrigation service from the potable system.

The Applicant shall pay all applicable District deposits and fees in effect at the time of application for service installation including, but not limited to, water capacity charges (facilities fees), property front footage fees, inspection deposits, and GIS deposits.

Final potable and irrigation meter sizes will be determined by the Applicant. Fire flow requirements will be determined by the City of Beaumont/ County of Riverside Fire Department and will dictate actual required fire suppression needs of the Project.

The Applicant will also be conditioned to secure final project approvals from the City of Beaumont for the Project development prior to construction.

Conditions of Development

Prior to final project development, the following conditions must be met:

1. The Applicant shall conform to all District requirements and/or all County of Riverside requirements.
2. The Applicant shall conform to the current District Regulations Governing Water Service.
3. The Applicant will be required to pay for additional storage relating to the Project's volumetric quantity of water greater than the baseline fire flow demands (1,000 GPM for 2 hours) per District policy.



4. The Applicant will be required to install a fire service connection(s) to support the City of Beaumont/ County of Riverside Fire Department's requirement for off-site and/or on-site fire suppression.
5. In the event the Applicant constructs facilities which require additional water (i.e., expansion or change of use), the Applicant will be required to upgrade the service to facilitate the increased consumption requirements and pay additional capacity charges (facilities fees) related to these components.
6. The Applicant will be required to pay commercial front-footage fees along all property frontages where facilities are currently installed.
7. In the event the Applicant consumes an amount of water in excess of the allocated EDUs, the District reserves the right to adjust the applicable capacity charges (facilities fees) (at final buildout of the Project).
8. To minimize irrigation consumption, the District requires the applicant to conform to the City of Beaumont / County of Riverside Zoning Requirements and Landscaping Ordinance pertaining to water efficient landscape requirements, and the following:
 - a. Landscaped areas which have turf, shall have "smart irrigation controllers" which use Evapotranspiration (ET) data to automatically control the watering. Systems shall have an automatic rain sensor to prevent watering during and shortly after rainfall, automatically determine watering schedule based on weather conditions, and not require seasonal monitoring changes. Orchard areas, if any, shall have drip irrigation.
 - b. Non-functional turf is prohibited. Landscaping in non-turf areas should be drought-tolerant, consisting of planting materials which are native to the region. Irrigation systems for these areas should be drip or bubbler type.
 - c. Conversion of drought tolerant landscaping to turf is prohibited.

Fiscal Impact

No negative fiscal impact to the District. All fees and deposits will be paid by the Applicant.

Attachments

1. Vicinity Map (APN 418-210-019)
2. 84 Lumber Expansion Site Plan
3. 84 Lumber Expansion Landscape Plan
4. Will Serve Application

Staff Report prepared by Inmar Shihab, Engineering Assistant

ATTACHMENT 1
VICINITY MAP (APN 418-210-019)



84 Lumber
Beaumont, CA

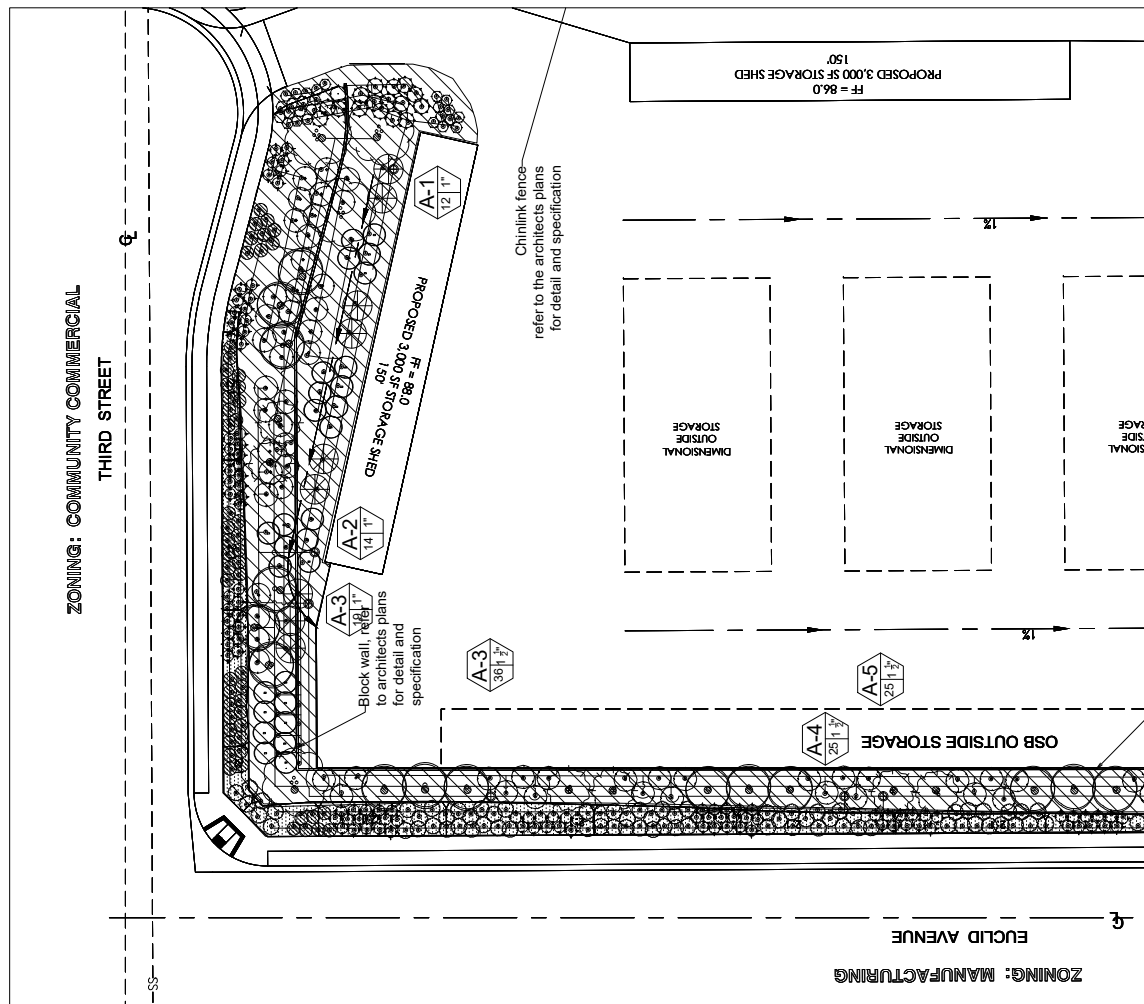
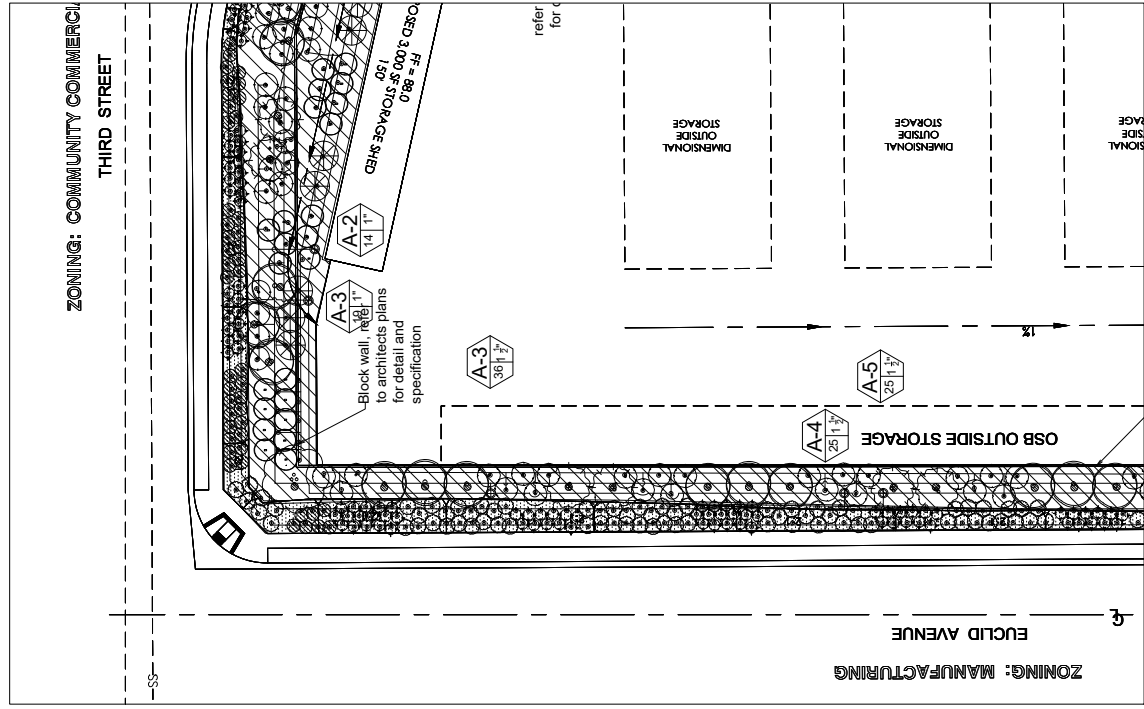
Reason:
By:
Date:

84 LUMBER
COMPANY
119 Route 519
Eighty Four, PA 1530

Checked By: tmb
Drawn By: tmb
Date: 8.22.2023
Sheet Title: Irrigation
Plan

Sheet #: 4 / 14
TBLA Project #:

designs, drawings, details, notes, specifications and ideas expressed on these drawings have been developed by TBLA Landscape Architecture for the client for the development of this project, and may not be copied or otherwise used without the written approval of TBLA.



Scale 1" = 20' @ 24" x 36"



ATTACHMENT 4
WILL SERVE APPLICATION



BEAUMONT CHERRY VALLEY WATER DISTRICT

560 Magnolia Avenue • PO Box 2037

Beaumont, CA 92223-2258

Phone (951) 845-9581

www.bcvwd.org

☒ Will Serve Request ☐ Water Supply Assessment (SB210)

Applicant Name: 84 Lumber Company	Contact Phone # [REDACTED]
Mailing Address: [REDACTED]	Fax #: [REDACTED]
City: [REDACTED]	E-mail: [REDACTED]
State & Zip: [REDACTED]	
Service Address: Southeast corner of Euclid Avenue and Third Street, Beaumont	
Assessor's Parcel Number (APN), Tract Map No. Parcel Map No.: 418-210-019	
Project Type: <input type="checkbox"/> Single-Family <input type="checkbox"/> Multi-Family <input checked="" type="checkbox"/> Commercial/Industrial <input type="checkbox"/> Minor Subdivision (5 lots or less) <input type="checkbox"/> Major subdivision (6+ lots) <input type="checkbox"/> Other	
Site Map Attached: <input checked="" type="checkbox"/> Yes <input type="checkbox"/> No	

The letter should be delivered to:

Recipient: Blaine Womer Civil Engineering

[REDACTED]
[REDACTED]
[REDACTED]

PLEASE CHOOSE ONE:

☐ Mail (above address) ☒ E-mail
☐ Fax ☐ Will pick up

The District reserves the right to impose terms and conditions in Will Serve Letters and/or Water Supply Assessment Reports that take into account water availability issues, conservation issues and the District's existing facilities, all of which impact the District's ability to provide service to the subject property and maintain the District's ability to meet existing water demands.

Applicant's Signature

8/17/23
Date



**Beaumont-Cherry Valley Water District
Regular Board Meeting
October 11, 2023**

Item 6

STAFF REPORT

TO: Board of Directors

FROM: Daniel Jagers, General Manager

SUBJECT: Request for Extension to *Will-Serve Letter* for Riverside County Assessor's Parcel No. (APN) 403-030-024 (end of the dedicated cul-de-sac within Napoleon Street, in the Community of Cherry Valley)

Staff Recommendation

Consider the request for extension to the *Will-Serve Letter* for the property located at APN 403-030-024 within the community of Cherry Valley, subject to payment of all deposits and fees to the District and securing all approvals from the County of Riverside and:

- A. Approve the Application for Water Service and furnish a *Will-Serve Letter* with conditions as enumerated, or
- B. Deny the Application for Water Service

Executive Summary

The Applicant, Mihai Schera, is requesting water service from the District for a proposed single-family residence to be constructed on an existing parcel of land at the end of Napoleon Street in the Community of Cherry Valley. The Applicant will be required to sign a Water Main Extension and Facilities Construction Agreement with the District to extend the potable water facilities to the north end of the cul-de-sac within Napoleon Street.

The Project was originally granted a *Will-Serve Letter* at the August 8, 2018 Regular Board Meeting. That letter has since expired.

Table 1 – Project Summary

Applicant	Mihai Schera
Owner / Developer	Krafters Dominion, LLC
Development Type	Single-Family Residential
Development Name	APN 403-030-024
Annexation Required (Yes/No)	No
Estimated Potable Consumption	1.0 EDU
Estimated Non-Potable Consumption	0.0 EDU
Total Estimated Water Consumption (EDUs)	1.0 EDU

Background

The single-family residence (Project) is at the north end of the dedicated cul-de-sac within Napoleon Street in the community of Cherry Valley (See Attachment 1 – Vicinity Map, APN 403-030-024). A cul-de-sac has been dedicated to Riverside County which the Applicant will be required to improve. The District has existing facilities nearby, within an easement to the west and within the currently improved roadway of Napoleon Street. Due to the location of the proposed



residence and the roadway improvements required to be constructed, the District will require a mainline extension be constructed to service the Project.; the Applicant will be required to construct the improvements. This Project is currently within the District's Service Boundary and District staff has confirmed there is a 10-inch steel potable water distribution main located in Napoleon Street which will need to be extended northerly as an 8-inch diameter main to service the Project.

Discussion

The Applicant plans to construct a two-story single-family residence with an approximate area of 3,975 square feet (sq. ft.) and a detached single-story dwelling unit approximately 936 sq. ft (See Attachment 2 – Site Plan). The Applicant will need to secure the necessary approvals from the County of Riverside, including the construction of roadway improvements associated with the cul-de-sac per County Standards. Per the Applicant's site plan, the cul-de-sac will extend a distance away from the District's existing distribution water main. Therefore, the Applicant will be required to execute a Water Main Extension and Facilities Construction Agreement with the District.

The impact of this residence on the District's water supply system is minimal. Upon approval and completion of the service process, the Applicant will be required to pay all applicable District Deposits and Fees prior to service, including water capacity charges, front footage fees (residential), water main extension and facilities construction deposits and fees, inspection deposits, and GIS deposits.

Final meter size will be determined by the Applicant. Fire Flow requirements will be determined by the County of Riverside Fire Department and will dictate actual required Fire Hydrant Fire Flows and residential fire sprinkler requirements for the residence.

The Applicant will also be conditioned to secure final project approvals from the County of Riverside for the Project development prior to construction.

Conditions

1. The Applicant shall conform to all District Regulations Governing Water Service and all County of Riverside requirements.
2. The Applicant shall enter into a water facilities extension agreement and pay all deposits and fees associated with domestic water service for the development.
3. The Applicant shall prepare separate potable water improvement plans for the project in accordance with District Standards showing all required domestic water system improvements. Said plans shall be approved by the District prior to construction.
4. To minimize irrigation consumption, the District requires the applicant to conform to the County of Riverside Zoning Requirements and Landscaping Ordinance pertaining to water efficient landscape requirements (Chapter 17.276), and the following:
 - a. Landscaped areas which have turf, shall have "smart irrigation controllers" which use Evapotranspiration (ET) data to automatically control the watering. Systems shall have an automatic rain sensor to prevent watering during and shortly after rainfall,



automatically determine watering schedule based on weather conditions, and not require seasonal monitoring changes. Orchard areas, if any, shall have drip irrigation.

- b. Landscaping in non-turf areas should be drought-tolerant, consisting of planting materials which are native to the region. Irrigation systems for these areas should be drip or bubbler type.
- c. The Landscaping Ordinance prohibiting turf within the front yards of all residences shall not be modified by the property owner and/or tenant. The District will provide water service provided that no turf is installed within the front yard.
- d. Conversion of drought tolerant landscaping to turf is prohibited.

Fiscal Impact

No negative impact to the District. All fees & deposits will be paid by the Applicant.

Attachments

- 1. APN 403-030-024 Vicinity Map
- 2. Site Plan
- 3. Will Serve Application

Staff Report prepared by Inmar Shihab, Engineering Assistant

This is an aerial map of a residential neighborhood in St. Louis, Missouri. The map is oriented with North at the top. The streets shown are Dutton Street (top), High Street (bottom), Napoleon Street (left), and Cherry Avenue (right). A specific property is highlighted with a red outline, located between Napoleon Street and Cherry Avenue, and between Dutton Street and High Street. The map includes numerous lot numbers and street names, such as 10225 Cherry Ave, 39923 Dutton St, and 39945 Dutton St. A red 'X' marks a specific location on the map.

[illegible]

ATTACHMENT 3
WILL SERVE APPLICATION



BEAUMONT CHERRY VALLEY WATER DISTRICT

560 Magnolia Avenue • PO Box 2037

Beaumont, CA 92223-2258

Phone (951) 845-9581

www.bcvwd.org

☒ Will Serve Request ☐ Water Supply Assessment (SB210)

Applicant Name: Mihai Schera	Contact Phone # [REDACTED]
Mailing Address: [REDACTED]	Fax #: [REDACTED]
City: [REDACTED]	E-mail: [REDACTED]
State & Zip: [REDACTED]	
Service Address: 10250 NAPOLEON ST. CHERRY VALLEY	
Assessor's Parcel Number (APN), Tract Map No. Parcel Map No.: 403-030-024 PM 31648	
Project Type: <input checked="" type="checkbox"/> Single-Family <input type="checkbox"/> Multi-Family <input type="checkbox"/> Commercial/Industrial <input type="checkbox"/> Minor Subdivision (5 lots or less) <input type="checkbox"/> Major subdivision (6+ lots) <input type="checkbox"/> Other	
Site Map Attached: <input checked="" type="checkbox"/> Yes <input type="checkbox"/> No	

The letter should be delivered to:

Recipient: Mike Schera [REDACTED]
PLEASE CHOOSE ONE: <input type="checkbox"/> Mail (above address) <input checked="" type="checkbox"/> E-mail <input type="checkbox"/> Fax <input type="checkbox"/> Will pick up

The District reserves the right to impose terms and conditions in Will Serve Letters and/or Water Supply Assessment Reports that take into account water availability issues, conservation issues and the District's existing facilities, all of which impact the District's ability to provide service to the subject property and maintain the District's ability to meet existing water demands.

A handwritten signature in black ink, appearing to read "Mihai Schera".

Applicant's Signature

06/20/2023

Date



**Beaumont-Cherry Valley Water District
Regular Board Meeting
October 11, 2023**

Item 7

STAFF REPORT

TO: Board of Directors

FROM: Dan Jagers, General Manager

SUBJECT: Request for *Will-Serve Letter* for Riverside County Assessor's Parcel Nos. 405-230-006 and 405-230-010 located on Brookside Avenue, east of Nancy Avenue (Further Defined as 38718 Brookside Avenue) in the Community of Cherry Valley

Staff Recommendation

Consider the request for water service *Will-Serve Letter* (WSL) for the proposed development located on Brookside Avenue, east of Nancy Avenue, currently identified as **Riverside County Assessor's Parcel Nos. (APN) 405-230-006 and 405-230-010 (further defined as 38718 Brookside Avenue)** within the Community of Cherry Valley, subject to payment of all fees to the District and securing all approvals from the Community of Cherry Valley and:

- A. Approve the Application for Water Service and furnish the *Will-Serve Letter* with conditions as enumerated, or
- B. Deny the Application for Water Service

Executive Summary

The subject Project includes the demolition of an existing residential dwelling, and the construction of a proposed self-storage and RV storage facility comprised of thirteen (13) detached, single-story buildings, five (5) detached canopies, and landscaping across two (2) parcels of land located within the District's Sphere of Influence and Service Boundary. Table 1, below, provides a brief summary of the proposed Project.

Table 1 – Project Summary

Applicant	AMS Group
Owner / Developer	Marianne Cordova-Breen
Development Type	Commercial/Industrial
Development Name	38718 Brookside Avenue
Annexation Required (Yes/No)	No – Does Not Require Annexation
Total Water Consumption (EDUs)	1.2 EDUs – 1 EDU credit for existing service
Estimated Domestic Water Consumption	1.0 EDUs
Estimated Irrigation Water Consumption	1.2 EDUs

Background

The Applicant, AMS Group, on behalf of the owner, Marianne Cordova-Breen, has requested water service from the District for redevelopment on two (2) existing parcels of land. APN 405-230-006 is an undeveloped 16.68-acre parcel of land located on Brookside Avenue, east of Nancy



Avenue and APN 405-230-010 is an existing single-family home located at 38692 Brookside Avenue with an existing 3/4-inch meter and an abandoned structure that will be demolished as part of the project development. The subject parcels are located in the County of Riverside (see Attachment 1 – APN Nos. 405-230-006 and 405-230-010 Location Map). District staff understands the Applicant will have a credit for the existing service on APN 405-230-010, however, due to the nature of how the Applicant plans to split parcel APN 405-230-010, the existing meter will remain in-place on the remainder parcel.

The overall development consists of a mix of exterior and interior storage lockers within thirteen (13) buildings (109,220 sq. ft.), covered RV storage spaces (82,034 sq. ft.), and landscaped areas (28,904 sq. ft.). The Applicant has split the project into two (2) phases, both of which are included in this *Will Serve Letter* request. Phase I consists of the construction of an office building, seven (7) self-storage structures, and landscaped areas. Phase II consists of five (5) self-storage structures, five (5) RV storage canopies, and landscaped areas. A summary of the proposed phasing is described in Table 2, below.

TABLE 2 – TOTAL PROJECT DESCRIPTION (PHASE I & II)

Building (per Site Plan)	Size (sq. ft.)
PHASE I	
Customer Service / Company Storage	1,900
Storage Building Area (7 Total)	66,020
Landscape Area	18,280

Building (per Site Plan)	Size (sq. ft.)
PHASE II	
Storage Building Area (5 Total)	41,300
RV Storage Area (5 Total)	82,034
Landscape Area	10,624

The Applicant recently provided District staff with a site plan which details the proposed project configuration including both phases within APN Nos. 405-230-006 and -010. The Applicant has indicated to staff that the proposed development will not have a RV washing station and the site plan provided does not depict an RV washing station or an ice machine.

The Applicant has indicated to District staff that APN No. 405-230-006 is planned to be subdivided along the western edge of APN 405-230-010 and that the Applicant is planning to develop the remaining portion of APN 405-230-006 at a later date. The Applicant will be required to return to the Board for a separate *Will-Serve Letter* when this remained parcel has a defined project.

Based on the proposed usage, staff has estimated a potable water demand total of 1.0 EDUs for the overall development. District staff has evaluated irrigation consumptions from comparable facilities and have estimated the Project's irrigation water demands to be approximately 1.2 EDUs for landscaping needs.

Table 3, below, identifies the anticipated (not to exceed) water consumption for the proposed facilities:



TABLE 3 – TOTAL PROJECT WATER CONSUMPTION (PHASE I & II)

	Gallons Per Day (GPD)	Equivalent Dwelling Unit (EDU)
Domestic Water Demand	487 GPD	1.0 EDUs
Irrigation Water Demand	577 GPD	1.2 EDUs
TOTAL ESTIMATED WATER DEMAND:	1,064 GPD	2.2 EDUs

Note: 1 EDU = 487 gal/day (2020 UWMP)

The existing single-family residence located at 38718 Brookside Avenue (APN 405-230-010) will be demolished as part of the development of the project. Therefore, the District will apply a credit for one (1) EDU towards the proposed development.

APNs 405-230-006 and 405-230-010 are located within the District's Service Area Boundary. There is a 16-inch ductile iron pipe (DIP) domestic water main and a 24-inch (DIP) non-potable water main fronting the subject parcels in Brookside Avenue, both of which could serve the Project's needs.

Final domestic and irrigation meter sizes will be determined by the Applicant. Fire flow requirements will be determined by the County of Riverside Fire Department and said requirements dictate actual required fire hydrant fire flows to the property. Should the Project's fire flow requirements exceed the capacity of the existing facilities fronting the Project property, then the Developer shall upgrade said facilities and size sufficiently enough to support the demands of the Project.

The Applicant will need to secure other necessary approvals from the County of Riverside.

Conditions:

The Applicant shall conform to all District requirements for water service and all County of Riverside requirements.

1. The Applicant will be required to pay commercial front-footage fees along all property frontages where facilities are currently installed.
2. The Applicant may be required to install a fire service connection(s) to support the County of Riverside Fire Department's requirements for on-site fire hydrants.
3. The Applicant will be required to pay for additional storage relating to the Project's volumetric quantity of water greater than the baseline fire flow demands (1,000 GPM for 2 hours) per District policy.
4. Irrigation demands are anticipated to be 1.2 EDUs (577 gpd). If the irrigation demand exceed 1.2 EDUs, the District will require that the Project return for consideration of additional water above the allocated 1.2 EDUs.
5. The District reserves the right to review annual consumption data (water consumption audit) for potable and irrigation consumptions, and adjust the applicable Capacity Charges (when project facilities are fully utilized) for any amount greater than an average daily use



of 487 gpd (1.0 EDU) for domestic water demands and 577 gpd (1.2 EDUs) for irrigation demands which are identified in Table 3, above.

6. In the event the Applicant redevelops the Project site, the Applicant may be required to request additional water from the Board of Directors, upgrade the service(s) to facilitate the additional consumption, and pay Capacity Charges for the additional quantity of water needed.
7. To minimize the use of potable water, the District requires the applicant to conform to the County of Riverside Landscaping Ordinances which pertains to water efficient landscape requirements and the following:
 - a. Landscaped areas which have turf, shall have “smart irrigation controllers” which use Evapotranspiration (ET) data to automatically control the watering. Systems shall have an automatic rain sensor to prevent watering during and shortly after rainfall. Automatically determine watering schedule based on weather conditions, and not require seasonal monitoring changes. Orchard areas, if any, shall have drip irrigation.
 - b. Landscaping in non-turf areas should be drought-tolerant, consisting of planting materials which are native to the region. Irrigation systems for these areas should be drip or bubbler type.
 - c. Conversion of drought-tolerant landscaping to turf is prohibited.

Fiscal Impact:

None. All fees and deposits will be paid by the Applicant prior to providing service.

Attachments

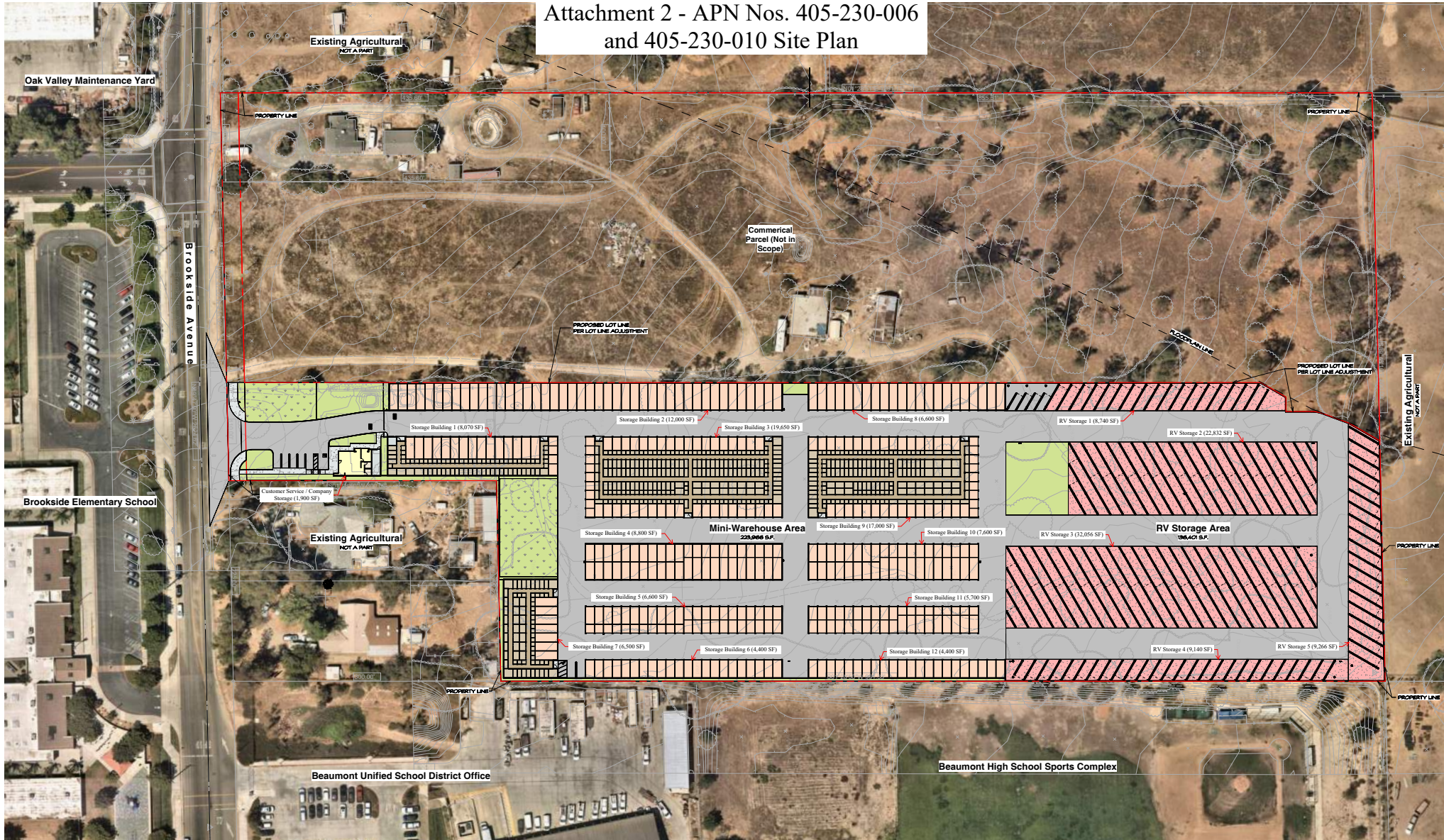
1. APN Nos. 405-230-006 and 405-230-010 Location Map
2. APN Nos. 405-230-006 and 405-230-010 Site Plan
3. Will-Serve Letter Application

Staff Report prepared by Evan Ward, Civil Engineering Assistant

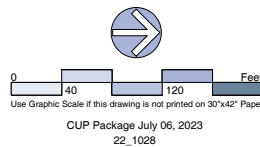
Attachment 1 - APN Nos. 405-230-006
and 405-230-010 Location Map



Attachment 2 - APN Nos. 405-230-006 and 405-230-010 Site Plan



Context Site Plan



A New Mini-warehouse and RV Storage Facility for:
Cherry Valley Storage 38718 Brookside Avenue
Cherry Valley, CA 92223

James Goodman Architecture **arclogica**

Client: AMS Group, LLC
Civil Engineering: Strand Engineering
Landscape Architecture: Emerald Design

A-1.1

Attachment 3 - Will-Serve Letter Application

**BEAUMONT CHERRY VALLEY WATER DISTRICT**

560 Magnolia Avenue • PO Box 2037

Beaumont, CA 92223-2258

Phone (951) 845-9581

www.bcvwd.org

☒ **Will Serve Request** ☐ **Water Supply Assessment (SB210)**

Applicant Name: AMS GROUP C/O: MARIANNE CORDOVA-BREEN	Contact Phone # [REDACTED]
Mailing Address: [REDACTED]	Fax #: [REDACTED]
City: [REDACTED]	E-mail: [REDACTED]
State & Zip: [REDACTED]	
Service Address: 38718 Brookside Drive	
Assessor's Parcel Number (APN), Tract Map No. Parcel Map No.: 405-230-010-9	
Project Type: <input type="checkbox"/> Single-Family <input type="checkbox"/> Multi-Family <input checked="" type="checkbox"/> Commercial/Industrial <input type="checkbox"/> Minor Subdivision (5 lots or less) <input type="checkbox"/> Major subdivision (6+ lots) <input type="checkbox"/> Other	
Site Map Attached: <input checked="" type="checkbox"/> Yes <input type="checkbox"/> No	

The letter should be delivered to:

Recipient: [REDACTED]

PLEASE CHOOSE ONE:

☐ Mail (above address) ☒ E-mail
☐ Fax ☐ Will pick up

The District reserves the right to impose terms and conditions in Will Serve Letters and/or Water Supply Assessment Reports that take into account water availability issues, conservation issues and the District's existing facilities, all of which impact the District's ability to provide service to the subject property and maintain the District's ability to meet existing water demands.



Applicant's Signature

Date

4/20/23

Receipt #: 01088667

AR # 0000774

Customer # 068526



**Beaumont-Cherry Valley Water District
Regular Board Meeting
October 11, 2023**

Item 8

STAFF REPORT

TO: Board of Directors

FROM: Dan Jagers, General Manager

SUBJECT: Making Conservation a Way of Life: AB 1668 and SB 606 Compliance

- a. State Water Resources Control Board (SWRCB) Draft Regulation – Association of California Water Agencies (ACWA) Coalition Membership and Submittal of Comment letter**
- b. Consideration of Services for WaterView Water Efficiency Software from Eagle Aerial Solutions**

Staff Recommendation

1. Approve the membership of BCVWD in the ACWA coalition related to the Governor's Making Conservation a California Way of Life program
2. Direct staff to prepare and submit a comment letter to the SWRCB on the draft regulation before the deadline of October 17, 2023
3. Discuss the potential for a five-year purchase agreement with Eagle Aerial Solutions for the WaterView software package

Executive Summary

The State Water Resources Control Board (SWRCB) has promulgated a draft regulation as part of the state's legislation on conservation (AB 1668 and SB 606, passed in 2018).

- Staff has identified a number of concerns with the conservation targets and would like to join the strength of ACWA in assuring that the voice of California water is heard
- Staff is preparing a letter detailing the specific concerns of BCVWD and will provide same to the SWRCB during the public comment period (ending October 17, 2023)
- Staff has identified that specialized knowledge and services will be required to comply with this new regulation, and such is not available with in-house staff. Eagle Aerial appears to be a high performing vendor available to provide the necessary data to assure District compliance, as the entity did mapping related to the preparation of the draft regulation.

Background

The Board previously discussed the legislation regarding conservation targets. The item appeared in the agenda packet Legislative Reports in 2018 and 2019, and in September, 2023. The regulation information was also noted during the presentation on the Raftelis 2019 Rate Study findings. Most recently, information on the proposed regulation was included in the General Manager's Report of Sept. 26, 2023.

AB 1668 and SB 606 build on Governor Newsom's ongoing efforts to increase water conservation and create a new foundation for long-term improvements. The legislation established water use objectives and long-term standards for efficiency that apply to urban retail water suppliers, comprised of indoor residential water use, outdoor residential water use, commercial, industrial,



and institutional irrigation, water loss, and other unique local uses. Under the proposed text, urban retail water suppliers would be required to meet an agency specific urban water use objective starting in 2025, comply with annual reporting requirements, and implement commercial, industrial, and institutional performance measures.

Discussion

AB 1668 and SB 606 were passed by the California Legislature in 2018. The bills established guidelines for efficient water use and a framework for the implementation and oversight of the new standards. The SWRCB was tasked with developing a regulation that would require urban water suppliers to comply and to achieve conservation targets. A draft regulation has been released and the compliance date of January 1, 2024 is looming.

The SWRCB held a public meeting on October 3 and 4 and is accepting comment to the draft regulation until October 17, 2023.

Each urban water retailer is expected to report its water conservation goal or urban water use objective no later than January 1, 2024. The report shall include the urban water retailer's objective, actual water usage, documentation of commercial, industrial, institutional (CII) water use, a description of the progress made towards meeting the urban water use objective, and water loss. One component to the urban water use objective that requires a lot of time and management is the outdoor residential water use.

Eagle Aerial Solutions (Eagle), a portal developer, is the company that conducted the statewide irrigated landscape measurement project for the California Department of Water Resources (DWR). Every residential parcel for more than 400 water districts was analyzed. Eagle may offer an efficient way to comply with the State's new water conservation and related reporting requirements. Attachment 1 is a preliminary proposal from Eagle for services related to resident

Eagle developed a software tool, WaterView, to collect and report on data that is required by the new regulations. WaterView helps identify water use trends, track and manage users over allocation, identifies target land classification types such as high turf areas, aids in upcoming DWR data review and reporting requirements, calculates water use efficiency (per the state standards) across the residential service area and at a customer / parcel level, hosts high resolution aerial imagery and the actual imagery used in DWR's analysis, imports and calculates daily evapotranspiration (ET) readings, supplies detailed demographic data for more accurate indoor water use efficiency measurements and water use analytics, and provides various GIS tools along with sophisticated data mining and multi-level querying functions.

Fiscal Impact

There will be a potentially significant fiscal impact for compliance with the regulation. This may include outside services such as Eagle Aerial, or employment of additional in-house staff and related technology. As written, the SWRCB regulation would cause a significant reduction in water sales, the typical conundrum with conservation efforts. Costs would also include a public information campaign promoting conservation, and other potential administrative expenses.



Attachments

1. Proposal from Eagle Aerial Solutions
2. ACWA Outreach Alert dated Oct. 2, 2023
3. ACWA Call for Action
4. ACWA Making Conservation A Way of Life
5. SWRCB Fact Sheet
6. SWRCB Notice of Proposed Rulemaking

Staff Report prepared by Evan Ward, Civil Engineering Assistant, and Lynda Kerney, Executive Assistant

Attachment 1

WaterView™ for Beaumont-Cherry Valley Water District

October 3, 2023

Beaumont- Cherry Valley Water District

Dan Jagers

dan.jagers@bcvwd.org

Office: 951-845-9581

WaterView™ Overview:

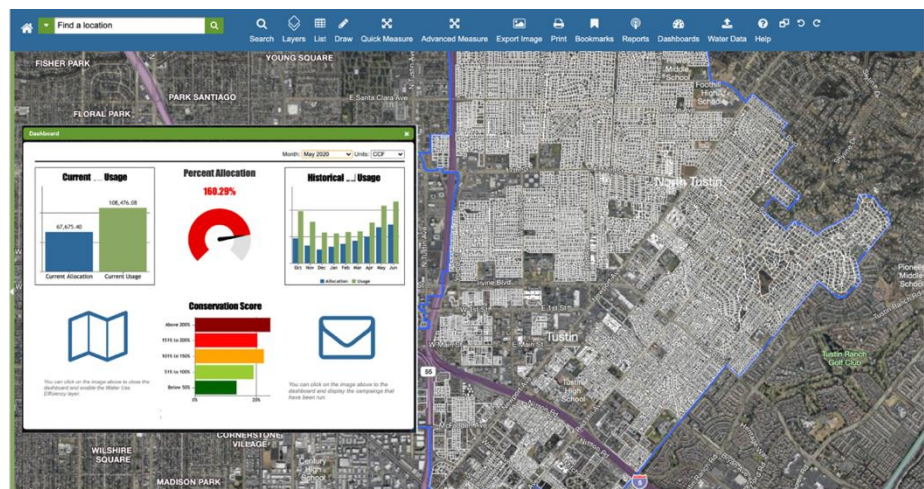
Eagle Aerial Solutions together with CalWEP, has custom designed and developed WaterView™, to help water professionals meet the efficiency and allocation requirements established under the new long term California water conservation legislation, SB606 & AB1668. EAS proposes the implementation of WaterView™ as a critical SaaS tool that helps prepare and maintain regulatory compliance under the new state standards.

Annual Subscription:

WaterView™ is an annual subscription, Software as a Service (SaaS).

WaterView™ will:

- Analyze total water allocation for the water agency's entire residential service area and at an individual residential parcel level, in compliance with new state standards.
- Spot water use trends, track and manage over allocation users within each district.
- Identify targeted land classification types, like high turf areas, for effective rebating.
- Aid in upcoming legislative reporting requirements.
- Continually calculate water use efficiency (per the state standards) across the residential service area and at a customer/parcel level.
- Host high resolution



aerial imagery and the ACTUAL imagery used in DWR's LAM analysis for the subscribers to access anytime.

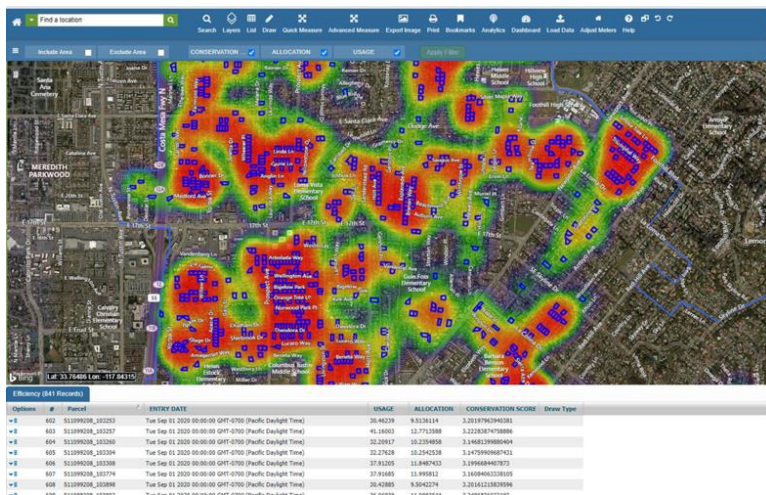
- Import and calculate daily ET readings.
- Supply detailed demographic data for more accurate indoor water use efficiency measurements and water use analytics.
- Provide various GIS tools along with sophisticated data mining and multi-level querying functions.

Subscribing Agencies will:

Be required to provide meter location and water use data to be imported into the WaterView™ portal. A Unique ID (UID) for the meter location must be used to tie the usage data to the meter address. Names do not need provided, unless your district would like to do direct mailings for outreach to target certain customers for incentives to become more efficient.

Technical Support & Project Management

Technical support will be provided throughout the duration of the contract. Software training will be done by a series of onboarding virtual meetings. Your agency will be assigned a Customer Success Advocate that will provide any additional training(s) or account customization via virtual meeting platforms and screen sharing throughout the life of the WaterView™ subscription.

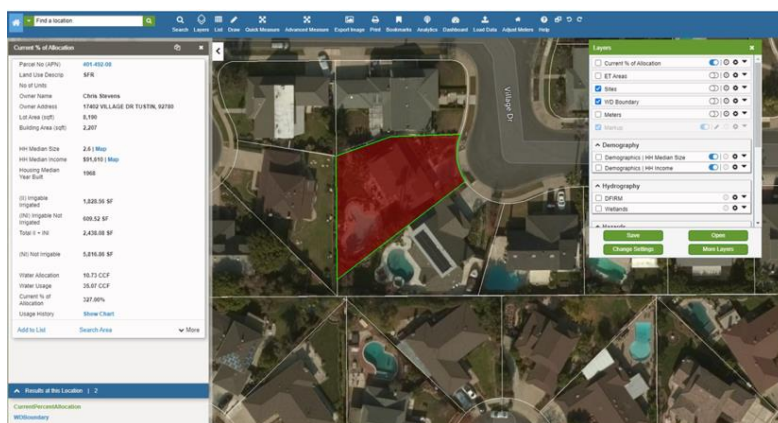


Security of the WaterView™ Platform:

Eagle Aerial Solutions developed the WaterView™ portal in partnership with Digital Map Products Now LightBox, using their existing stable and robust online mapping technology. DMP/LightBox has been providing mapping services for nearly 20 years to large enterprise and government customers including Zillow, Google, Apple, CBRE, and the State of California. More than 350,000 users are accessing data from their platform daily to make informed decisions.

For more detailed information please refer to the full security statement:

<https://www.eagleaerial.com/docs/waterview-security.pdf>



Pricing:

Beaumont- Cherry Valley Water District – WaterView		
Total Connections: 21,000		
User Seats: 6 (additional seats can be purchased if necessary)		
WaterView™	3 YEAR AGREEMENT	5 YEAR AGREEMENT**
Annual Subscription Cost*	\$52,400	\$47,100
ONE TIME Set Up Fee***	\$10,500-\$15,500	\$10,500-\$15,500
Total Savings (over life of contract):		\$26,500 (Includes a 5-year discount of \$5,300/year)

**This pricing is based on a multi-year contract and is locked in for the term of the contract. NOTE: There is a penalty fee for early cancellation*

*** A 10% discount is included for 5-year agreements, this price is also locked in for the term of the contract*

**** Initial setup fee to be finalized after consultation with your IT/database representative*

)

From: Wednesday, October 4, 2023 7:21 AM
To:)
Subject: Fwd: *EXTERNAL*Regulatory Alert: Join Coalition Letter and Provide Comments on Draft Regulation for Water Use Efficiency

Follow Up Flag: Follow up
Flag Status: Flagged

From: ACWA <acwabox@acwa.com>
Sent: Monday, October 2, 2023 8:38:50 AM
To:

*EXTERNAL*Regulatory Alert: Join Coalition Letter and Provide Comments on Draft Regulation for Water Use Efficiency

CAUTION: Exercise caution with external emails. Verify sender authenticity before interacting, clicking links, or opening attachments. Forward suspicious emails to BCVWD internal spam check for verification.



Click [here](#) to view it in your browser.



REGULATORY | WATER USE EFFICIENCY
Oct. 2, 2023

**Members Urged to Join Coalition Letter and
Provide Comments on Draft Regulation
for Water Use Efficiency**
Attend Public Workshop Oct. 4, Join Coalition by Oct. 13

ACWA is urging its urban water supplier members to engage now with the State Water Resources Control Board on the development of its [draft regulation](#) for Making Conservation a California Way of Life.

ACWA has been raising concerns that the draft regulation, as currently proposed, would be infeasible for many suppliers and impose significant cost impacts. However, the State Water Board needs to hear directly from impacted members on their specific concerns and challenges.

Now is the time to influence the draft regulation before it is final as the State Water Board expects to adopt the regulation in summer 2024. ACWA is [calling on members](#) to take the following steps.

Take Action Now

1. Provide oral comments at the State Water Board's Oct. 4 Public Workshop in Sacramento by filling out a [speaker card](#). ACWA is encouraging members to provide comments in person; however, there is a virtual option available if necessary as noted on the [speaker card](#). The public comment portion is expected to begin after 1:30 p.m. so please plan accordingly. More information on what to include in your comments is available in an [ACWA call-to-action flyer](#).

2. Sign on to the ACWA-led coalition letter by Oct. 13 by submitting your agency's logo and signature block (name, title, agency) to ACWA State Relations Assistant Sonja Eschenburg at sonjae@acwa.com.

Agencies may also submit their own comment letter to the State Water Board by Oct. 17 that highlights your agency's local success in advancing water use efficiency and shares your specific concerns with the feasibility and cost of implementing the proposed water use standards. Comment letters may be submitted via email to commentletters@waterboards.ca.gov with the subject line: Comment Letter – Proposed Making Conservation a California Way of Life Regulation. Please forward a copy of your letter to ACWA State Relations Assistant Sonja Eschenburg at sonjae@acwa.com.

Background

In 2018, the Legislature enacted two key policy bills — [SB 606](#) (Hertzberg) and [AB 1668](#) (Friedman) — to implement a new framework for long-term water conservation and drought planning for water suppliers. The two bills provide new and expanded authorities and requirements that affect water conservation and drought planning for water suppliers, agricultural water suppliers, and small water suppliers and rural communities.

On Aug. 18, 2023, the State Water Board initiated the formal rulemaking for Making Conservation a California Way of Life and released draft regulatory text intended to

implement AB 1668 and SB 606. More information on the draft regulation is available in ACWA's [two-page fact sheet](#).

ACWA, its member agencies and coalition partners have been highly engaged on the state's pre-rulemaking efforts to inform the Making Conservation a California Way of Life Regulation. ACWA will continue to advocate for a long-term water use efficiency framework that is feasible and cost-effective and does not impair water agencies' ability to make long-term investments for climate resilience.

Questions

For questions about the draft regulation, please contact ACWA Regulatory Relations Manager [Chelsea Haines](#) at (916) 669-2431.

DID SOMEONE FORWARD THIS EMAIL TO YOU?

ACWA members can get ACWA's alerts and advisories directly to your inbox.

[> SIGN UP HERE](#)



MY ACWA

NEWSROOM

EVENTS



ADVERTISE WITH US

Opportunities to advertise in ACWA News with display ad options, career posting and exclusive business profile. Additionally, career posting and RFPs are available online.

[LEARN MORE](#)

© 2023 Association of California Water Agencies. All rights reserved.

980 9th St. Ste 1000, Sacramento, CA 95814

We hope you enjoy receiving email notices and updates from ACWA. At any time you can click [here](#) to unsubscribe or to change your subscription preferences.



Making Conservation a California Way of Life

ACWA URGES MEMBERS TO PROVIDE COMMENTS ON THE DRAFT REGULATION

ACWA is calling on urban retail water suppliers to engage now with the State Water Resources Control Board on the development of its draft regulation for "Making Conservation a California Way of Life." This is a critical opportunity to impact the draft regulation before it is final.

WHAT TO INCLUDE IN YOUR ORAL AND WRITTEN COMMENTS?

Highlight your agency's local success in advancing water use efficiency and share specific concerns with the feasibility and cost of implementing the proposed water use standards and Commercial, Industrial, and Institutional (CII) performance measures, including your agency's:

- History of advancing water use efficiency, including associated reductions in water use, dollar investment, duration to achieve savings and diverse programs;
- Expected percentage of reduced water use by 2035 under the proposed regulation;
- Anticipated cost impact with meeting your agency's water use objective, CII performance measures and reporting (e.g. cost of compliance, rate increases, affordability, etc.);
- Associated feasibility challenges with meeting your agency's water use objective and CII performance measure;
- Additional challenges if your agency serves a disadvantaged community; and
- Other unintended impacts, including concerns for heat island, shade trees, impacts to disadvantaged communities, affordability and enforcement.

OCT. 4 - STATE WATER BOARD WORKSHOP

Simple Steps to Provide Public Comment

ACWA encourages water suppliers to provide oral comments in person; however, there is a virtual option available if necessary. To provide oral comments:

- **Fill out a virtual speaker card online.** The online form and more information will be available at www.waterboards.ca.gov closer to the date.
- **Join the meeting.** Attend either in person at the Joe Serna Jr. CalEPA Building, 1001 I Street, Sacramento or virtually via Zoom. Note that if you are joining via Zoom, the Clerk will respond to your form with a password for the Zoom meeting.
- **Provide oral comments.** State Water Board staff will call speakers in the order that speaker cards were submitted. If you are participating via Zoom, you will be muted until it is your turn to speak. Typically, speakers are limited to three minutes.

OCT. 17 - WRITTEN COMMENTS DUE

Simple Steps to Submit Written Comments

- **Email comments** to commentletters@waterboards.ca.gov with the subject line: "Comment Letter – Proposed Making Conservation a California Way of Life Regulation."
- Once submitted, please **forward a copy of the comment letter to ACWA** State Relations Assistant Sonja Eschenburg at sonjae@awa.com.

Making Conservation A California Way of Life

On Aug. 18, the State Water Resources Control Board initiated the formal rulemaking for Making Conservation a California Way of Life (Regulation) and released draft regulatory text intended to implement AB 1668 and SB 606. These bills were passed by the Legislature in 2018 to develop a regulatory framework to achieve long-term water use efficiency.



ACWA PRIORITIES

Attachment 4

ACWA supports California's advancement of long-term efficient and wise use of water in a manner that is feasible, cost-effective and minimizes unintended impacts to Californians communities. ACWA's advocacy priorities on behalf of its member agencies are to:

- Ensure the development of feasible, cost-effective statewide efficiency standards that advance water savings, long-term climate resiliency and water affordability; and
- Create a framework that supports flexible solutions to implement locally appropriate water use efficiency programs that empower water suppliers to achieve their water use objectives and avoid burdensome requirements.

THE PROPOSED REGULATION

1. Would Require Urban Retail Water Suppliers to Meet an Agency-Specific Urban Water Use Objective Starting in 2025.

The **Urban Water Use Objective** is a total water budget, in gallons per capita per day (GPCD), that is the sum of efficiency budgets for a subset of urban water uses that include:



+



+



+



+



If applicable:

**Variances (V) and/or
Bonus Incentive (BPR)**

Residential Indoor
(Rindoor)

Residential Outdoor
(Routdoor)

CII-DIM Outdoor
(CIIDIM)

Water Loss
(L)

Each suppliers' **Urban Water Use Objective** will be calculated using statewide efficiency standards for the above urban water uses along with unique local service area characteristics such as population, climate, and landscape area. The State Water Board's rulemaking will consider adoption of the statewide efficiency standards for outdoor residential water use, CII landscapes with dedicated irrigation meters (DIMs), variances, and bonuses. Statewide efficiency standards for indoor residential water use and water loss are already adopted.

2. Would Require Urban Retail Water Suppliers to Implement Commercial, Industrial and Institutional (CII) Performance Measures.

Jan. 1, 2025	July 1, 2025	20% by 2026 + 60% by 2028 + 100% by 2030
<p>Identify all disclosable buildings in in suppliers' service areas (>50,000 sq. ft.).</p>	<p>Ban the irrigation of non-functional turf on CII landscapes.</p>	<ul style="list-style-type: none"> • Classify all CII customers in accordance with ENERGY STAR Portfolio Manager's categories. • Identify all CII large landscapes that have mixed-use meters and either install DIM or employ in-lieu technologies for large landscapes. • Design and implement a conservation program for customers at or above the 80th percentile for water use in each classification category that includes a best management practice for five categories: outreach, technical assistance and education; incentive; landscape; collaboration and coordination; operational.

3. Would Require Urban Retail Water Suppliers to Comply with Annual Reporting Requirements.

Starting Jan. 1, 2024 and by Jan. 1 every year thereafter, each urban retail water supplier is required to comply with **Annual Reporting Requirements** to the State Water Board that include their urban water use objective, the actual urban water use, documentation of the implementation of CII performance measures, and a description of progress made towards meeting the urban water use objective (§Water Code 10609.24).

HOW TO ENGAGE

ACWA and its membership have been extensively engaging with the state on its implementation of Making Conservation a California Way of Life. If you would like to participate in ACWA's Water Use Efficiency (WUE) working groups or receive email updates of the rulemaking, please email ACWA State Relations Assistant Sonja Eschenburg at sonjae@acwa.com.

- **ACWA WUE Working Groups:** WUE Overarching, WUE Indoor, WUE CII Performance Measures, WUE Methodologies and Variances.
- **ACWA Bi-Monthly WUE Meetings:** Meetings are held on the second Wednesday of every other month from 10 a.m. to noon. To attend, visit www.acwa.com/events. Meeting dates: Sept. 13, 2023, Nov. 8, 2023, Jan. 10, 2024, March 13, 2024, May 8, 2024, July 17, 2024.

This Regulation is subject to the [Regular Rulemaking Process](#) pursuant to the Administrative Procedures Act (APA) and must include comprehensive public notice and comment requirements. More information can be found at www.acwa.com/water-use-efficiency.

Key Dates

ACWA is urging urban retail water suppliers to engage with the State Water Board on the development of the regulation. Two opportunities for engagement include:

- **Oct. 4 State Water Board Workshop** (hybrid): ACWA encourages water suppliers to provide oral comments.
- **Oct. 17 Written comments due:** ACWA encourages water suppliers to submit written comments to the State Water Board.

More information is available at www.waterboards.ca.gov.

CONTACT

Chelsea Haines
ACWA Regulatory Relations Manager
(916) 669-2431
chelseah@acwa.com





Fact Sheet

Making Conservation a California Way of Life

What is *Making Conservation a California Way of Life*?

Making Conservation a California Way of Life is a new regulatory framework proposed by State Water Board staff that establishes individualized efficiency goals for each Urban Retail Water Supplier. These goals are based on the unique characteristics of the supplier's service area and give suppliers the flexibility to implement locally appropriate solutions. Once implemented, these goals are expected to reduce urban water use by more than 400-thousand-acre feet by 2030, helping California adapt to the water supply impacts brought on by climate change.

Why is the framework needed?

California has always experienced large swings between dry and wet weather, and due to climate change, these swings are becoming more severe. The recent storms and flooding seen statewide--following years of back-to-back extreme drought--make clear the importance of staying prepared. Hotter and drier periods that are increasing in frequency, reduced snowpack, and drier soils are making our water supplies more vulnerable. As part of the state's all-of-the-above strategy to expand storage, develop new water supplies, and promote more efficient water use, the proposed regulation seeks to cultivate long-term practices that help communities adapt to California's ongoing water challenges and lessen the need for the kinds of emergency water use reduction targets that were important in recent droughts.

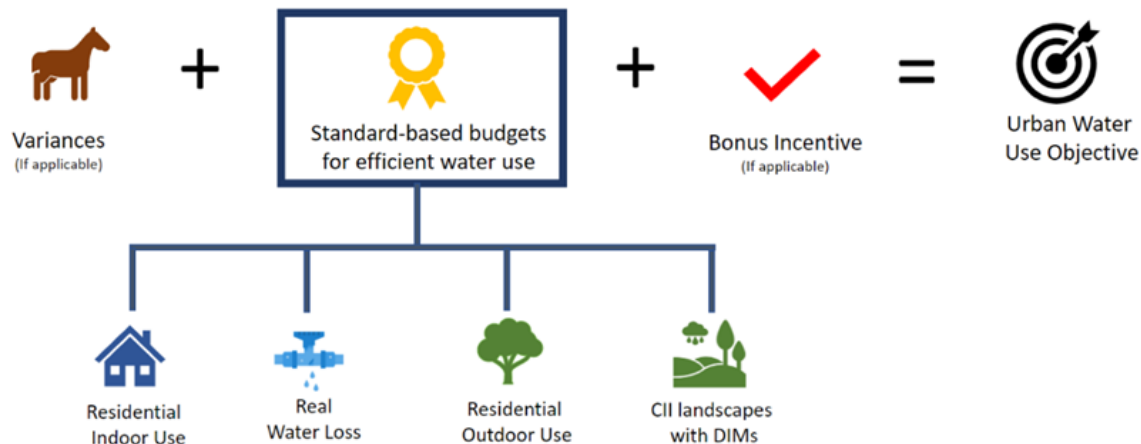
Who is impacted by the framework?

In 2018, the California State Legislature passed [Assembly Bill \(AB\) 1668](#) and [Senate Bill \(SB\) 606](#), directing the State Water Board to adopt efficiency standards and also performance measures for commercial, industrial, and institutional water use.

As part of the proposed regulation, *Urban Retail Water Suppliers – not individual households or businesses* – will be held to annual “urban water use objectives.” Urban Retail Water Suppliers are publicly and privately run agencies that deliver water to 95% of Californians. The regulation gives suppliers significant flexibility to meet objectives in a way that works best for them.

To meet annual objectives, suppliers may use a wide variety of tools to encourage customers to use water wisely, indoors and outdoors. Examples include education and outreach, leak detection, rate reform, incentives to plant “climate ready” landscapes, and rebates to replace old and inefficient fixtures and appliances.

How would objectives be calculated?



The proposed regulation would require suppliers to annually calculate their objective, which is the sum of efficiency budgets for a subset of urban water uses: residential indoor water use, residential outdoor water use, real water loss and commercial, industrial and institutional landscapes with dedicated irrigation meters. Each efficiency budget will be calculated using a statewide efficiency standard and local service area characteristics such as population, climate, and landscape area. Where relevant, suppliers may also include in their objective “variances” for unique uses, or a bonus incentive for potable recycled water use.

Suppliers would need to meet the overall objective, not each individual budget. The one exception is the budget for water loss, which was set by a [separate regulation](#).

What else would the framework do?

The proposed regulation would help realize the water savings outlined in California’s [Water Supply Strategy](#), released in 2022. The framework also is expected to result in suppliers making investments and programmatic changes that encourage individuals, businesses, and local governments to adapt how they use water. Such changes have the potential to advance the State Water Board’s mission of preserving, enhancing, and restoring the quality of water resources and the statutory directive to advance California’s climate change mitigation and adaptation goals. Specifically, the transition to climate-ready landscapes may:

- Bolster nature-based solutions.
 - Example: Increase the prevalence of native and pollinator-friendly plants.
- Create healthier soils and divert organic waste from landfills.
 - Example: Increase the use of compost and mulch.

- Advance equity.
 - Examples: Encourage suppliers to reevaluate rate structures and invest in partnerships that reduce urban heat.

What is the process and timeline for the State Water Board to consider adopting the framework?

Looking forward

The regular rulemaking process for the proposed regulation to Make Conservation a California Way of Life is underway. The notice of proposed rulemaking will be released on August 18, to be followed by a public comment period and public hearing. There will be multiple opportunities for the public to provide input before the board considers adopting it in 2024.

Looking Back

The standards for efficient residential indoor water use and water loss have already been set. The Legislature set the residential indoor standard in 2022 with the passage of Senate Bill 1157. The State Water Board adopted the water loss standard in early 2023.

Additional information

To learn more about the proposed regulation and upcoming opportunities to participate, visit: <https://waterboards.ca.gov/conservation/framework/>

(This fact sheet was last updated on August 15, 2023.)

State Water Resources Control Board

Attachment 6

NOTICE OF PROPOSED REGULATORY ACTION

TITLE 23. Waters

DIVISION 3. State Water Resources Control Board and Regional Water Quality Control Boards

CHAPTER 3.5 – Urban Water Use Efficiency and Conservation

ARTICLE 1

SUBJECT: MAKING CONSERVATION A CALIFORNIA WAY OF LIFE

NOTICE OF PROPOSED RULEMAKING

The State Water Resources Control Board (State Water Board or Board) proposes to adopt the proposed regulation described below, after considering all comments, objections, and recommendations regarding the proposed action.

PROPOSED REGULATORY ACTION

The State Water Board proposes to add California Code of Regulations, title 23, division 3, chapter 3.5, article 1, sections 965-975 and 978. Existing articles 1, 2, and 3 will be renumbered to articles 2, 3, and 4, respectively. The proposed new sections would establish a new foundation for long-term improvements in water conservation and drought planning to adapt to climate change and the resulting longer and more intense droughts in California. The proposed *Making Conservation a California Way of Life* regulation (proposed regulation) would require Urban Retail Water Suppliers (suppliers) to calculate and adhere to water use objectives, implement Commercial, Industrial, and Institutional (CII) performance measures, and submit annual progress reports.

PUBLIC HEARING

The State Water Board will conduct a public hearing on **October 4, 2023**. The public hearing will include an overview of the regulatory timeline and process, along with presentations led by urban retail water suppliers and other interested parties on the proposed regulation. At the hearing, any person may present oral or written comments relevant to the proposed action described in this notice, in addition to the written comment opportunity described below. Board staff will provide an overview of the proposed regulation and key provisions, followed by an opportunity for the public to comment. While a quorum of the State Water Board may be present, the Board will not take formal action at the public hearing.

The meeting will be held at the Joe Serna Jr. CalEPA Building, 1001 I Street, Sacramento, CA 95814, with the option to participate remotely.

Notices will be sent to those who subscribe to the “Water Conservation Regulations” GovDelivery topic list. Information about the public hearing will be posted on the webpage:

https://www.waterboards.ca.gov/water_issues/programs/conservation_portal/regs/water_efficiency_legislation.html

LANGUAGE SERVICES

To request translation of documents, interpretation services, or to submit a language access complaint, please submit your request by September 22, 2023, using one of the following options:

1. Complete online request at: bit.ly/LanguageAccessForm
2. Call (916) 341-5254
3. Email OPP-LanguageServices@Waterboards.ca.gov

SPECIAL ACCOMMODATION REQUEST

To request special accommodations or language needs, please contact the Clerk to the Board at (916) 341-5611 as soon as possible, but no later than 10 business days before the scheduled Board hearing.

Para solicitar comodidades especiales o necesidades de otro idioma, por favor llame a la oficina del Consejo al (916) 341-5611 lo más pronto posible, pero no menos de 10 días de trabajo antes del día programado para la audiencia del Consejo.

WRITTEN COMMENT PERIOD AND SUBMITTAL OF COMMENTS

[Gov. Code, § 11346.4(a), § 11346.5(a)(15)]

Any interested person may submit written comments relevant to the proposed regulatory action to the Clerk to the State Water Board. Any written comments pertaining to the proposed regulation, regardless of the method of transmittal, must be received by the Clerk **by October 17, 2023**, which is hereby designated as the close of the written comment period. Comments received after this date will not be considered timely. Written comments may be submitted via any of the following methods:

1. By email to: commentletters@waterboards.ca.gov. The State Water Board requests but does not require that email transmission of comments, particularly those with attachments, contain the regulation package identifier “**Comment Letter—Proposed Making Conservation a California Way of Life Regulation**” in the subject line to facilitate timely identification and review of the comment.
2. By fax transmission to: (916) 341-5620. The State Water Board requests but does not require that faxed comments contain the subject line “**Comment Letter—Proposed Making Conservation a California Way of Life Regulation.**”
3. By mail to: Clerk to the Board, Courtney Tyler, State Water Resources Control Board, P.O. Box 100, Sacramento, CA 95812-0100.
4. Hand-delivered to: Clerk to the Board, Courtney Tyler, State Water Resources Control Board, 1001 I Street, 24th Floor, Sacramento, CA 95814.

The State Water Board requests but does not require that written comments be sent by mail or that hand-delivered be submitted in triplicate.

The State Water Board requests, but does not require, that, if reports or articles in excess of 25 pages are submitted in conjunction with the comments, the commenter provide a summary of the report or article and describe the reason for which the report or article is being submitted or its relevance to the proposed regulation.

All comments, including email or fax transmissions, should include the author's name and U.S. Postal Service mailing address in order for the State Water Board to provide copies of any notices that may be required in future.

Due to the limitations of the email system, emails larger than 15 megabytes (MB) may be rejected and will not be delivered and received by the State Water Board. Therefore, emails larger than 15 MB should be submitted under separate emails or via another form of delivery.

Please note that under the California Public Records Act (Gov. Code, § 7920.000 et seq.), your written and oral comments, attachments, and associated contact information (e.g., your address, phone, email, etc.) become part of the public record and can be released to the public upon request.

If you would like to request a copy of the public comment letters received by the Board for this item, send an email to commentletters@waterboards.ca.gov and identify that you are requesting copies of public comments for the proposed Making Conservation a California Way of Life Regulation.

To be added to the mailing list for this rulemaking and to receive notification of updates for this rulemaking, you may subscribe to the GovDelivery list for "**Water Conservation Regulations**" [here](#) by selecting "General Interests," then selecting "Water Conservation Regulations."

AUTHORITY AND REFERENCE

The State Water Board proposes to adopt regulations implementing, interpreting, and making specific Water Code sections 275, 10609, 10609.2, 10609.4, 10609.6, 10609.8, 10609.9, 10609.10, 10609.12, 10609.14, 10609.16, 10609.20, and 10609.22.

Authority: Sections 275, 1058, 10609.2, 10609.10, 10609.20, and 10609.28, Water Code.

References: Article X, Section 2, California Constitution; Sections 3080, 4080, 4100, and 4185, Civil Code; Sections 8558 and 51201, Government Code; Sections 116275 and 116530, Health and Safety Code; Sections 102, 104, 105, 350, 1122, 1123, 1124, 1846, 1846.5, 10608.12, 10608.20, 10608.34, 10609.2, 10609.4, 10609.6, 10609.8, 10609.9, 10609.10, 10609.12, 10609.20, 10609.24, 10609.26, 10609.27, 10609.28, 10611.3, 10617, 10632, and 10728, Water Code.

CALIFORNIA ENVIRONMENTAL QUALITY ACT

Pursuant to section 10609.34 of the Water Code, the proposed regulation is exempt under California Code of Regulations, title 14, section 15308 (Class 8 exemption). The proposed action does not involve the relaxation of existing water conservation or water use standards.

INFORMATIVE DIGEST

[Gov. Code, § 11346.5(a)(3)]

Summary of Existing State Law and Regulations

In 2018, the California State Legislature enacted Senate Bill (SB) 606 and Assembly Bill (AB) 1668 (together, 2018 conservation legislation) to establish a new foundation for long-term improvements in water conservation and drought planning to adapt to climate change and the longer and more intense droughts that are likely to result in California. Water Code section 10609.2 directs the State Water Resources Control Board (State Water Board or Board) to adopt long-term standards for the efficient use of water, variances for unique uses that can have a material effect on urban water use, and guidelines and methodologies pertaining to the calculation of an urban water use objective (objective). Water Code section 10609.10, subdivision (d) directs the Board to adopt performance measures for Commercial, Industrial, and Institutional (CII) water use. Water Code sections 10609.22 and 10609.24 direct each Urban Retail Water Supplier (supplier) to annually calculate its objective and provide a report pertaining to the objective and implementation of the CII performance measures. The Board's proposed *Making Conservation a California Way of Life* regulation (proposed regulation) would establish methodologies and guidelines to calculate the objectives; standards for efficient residential outdoor water use and efficient use of water on CII landscapes with Dedicated Irrigation Meters (DIMs); CII performance measures; and annual reporting requirements.

Water Code section 10609.2, subdivision (d) directs that the proposed regulation exceeds the targets established by SB X7-7.

Water Code section 10609, subdivision (c)(3) directs that the "long-term standards and urban water use objectives should acknowledge the shade, air quality, and heat-island reduction benefits provided to communities by trees through the support of water-efficient irrigation practices that keep trees healthy."

Water Code section 10609, subdivision (c)(2) directs that the "long-term standards and urban water use objectives should advance the state's goals to mitigate and adapt to climate change."

Comparable Federal Statute and Regulations

[Gov. Code § 11346.5(a)(3)(B)]

There are no federal regulations or statutes that address the specific subject addressed by the proposed regulation.

Effect of the proposed rulemaking

[Gov. Code § 11346.5(a)(3)(A)]

The proposed regulation creates a new framework for managing urban water use by California's largest water suppliers. It would establish unique efficiency goals for each supplier based on local conditions, while leaving flexibility to implement locally appropriate solutions. In addition to establishing long-term standards for the efficient use of water throughout California's urban areas and a framework that incorporates local conditions and provides flexibility to suppliers to make locally appropriate implementation choices, the proposed regulation is expected to save a significant amount of water.

A recent assessment of urban water supplies found that adopting proven technologies and practices could reduce urban water use in California by 2.0 million to 3.1 million acre-feet per year (AFY), or by 30 to 48 percent (Cooley et al., 2022). The proposed regulation would help California begin to realize that potential; by 2035, it is expected to reduce statewide urban water use by approximately 15 percent from 2020 levels. The Board estimates that the proposed regulation would save approximately 235,000 acre-feet of water in 2025 (compared to the assumed 2025 baseline water use) and increased amounts in subsequent years, reaching almost 440,000 acre-feet of water in 2040 (compared to the assumed 2040 baseline water use). In this way, the proposed regulation would help to realize the [California Water Supply Strategy](#) goal of building upon the conservation achievements of the last two decades to reduce annual water demand in towns and cities by at least half a million acre-feet by 2030.

The proposed regulation would help realize the water savings outlined in the water supply strategy. It is also expected to create indirect benefits beyond water savings. While not the primary goal of the proposed regulation, implementation of the framework is likely to result in suppliers making investments and programmatic changes that encourage individuals, businesses, and local governments to change how they use water. Such changes have the potential to advance the State Water Board's mission of preserving, enhancing, and restoring the quality of water resources and the statutory directive to advance California's climate change mitigation and adaptation goals. The proposed regulation can also support statewide policies to accelerate nature-based solutions, divert organic waste from landfills, build healthy soils, and advance equity.

Policy Statement Overview

[Gov. Code § 11346.5(a)(3)(C)]

The proposed regulation is designed to establish a new foundation for long-term improvements in water conservation and drought planning to adapt to climate change and the longer and more intense droughts that are likely to result in California. The effect of the proposed regulation is the establishment of long-term standards for the efficient use of water and performance measures for commercial, industrial, and institutional water use. Additionally, it will establish a method to estimate the aggregate amount of water that would have been delivered the previous year by an urban retail water supplier if all that water had been used efficiently. This estimated aggregate water use is the urban retail water supplier's urban water use objective. The objective is based

on the water use efficiency standards and local service area characteristics for that year. By comparing the amount of water used in the previous year with the urban water use objective, local urban water suppliers will be in a better position to help eliminate unnecessary use of water; that is, water used in excess of that needed to accomplish the intended beneficial use.

Specific Benefits Anticipated from the Proposed Regulatory Action

[Gov. Code § 11346.5(a)(3)(C)]

Protecting Human Health and Water Resources

- In addition to saving water, the proposed regulation may also bring about changes to urban landscapes that protect water quality by reducing dry-weather and wet-weather runoff.
- The proposed regulation would incentivize changes to urban landscapes, including, in some cases, the transition to climate-ready landscapes, which, for the purposes of the proposed regulation are landscapes that save water, reduce waste, nurture soil, sequester carbon, conserve energy and reduce urban heat, protect air and water quality, and create habitat for native plants and pollinators. Because climate-ready landscapes are more efficiently irrigated and make better use of precipitation, the proposed regulation could reduce wet-weather runoff, preventing water pollution and protecting water resources.
- By reducing urban water demand, the proposed regulation could help to preserve in-stream flows and water availability.

Supporting Practices that Keep Trees Healthy

- The proposed regulation incentivizes efforts to maintain and increase the urban tree canopy in California. It includes a provision for the planting of new, climate-ready trees and an alternative compliance pathway for suppliers that demonstrate their support of practices that keep trees healthy. By encouraging suppliers to invest in water conservation and tree care, the proposed regulation could not only save water but also support water-efficient irrigation practices that keep trees healthy.

Mitigating and Adapting to Climate Change

- Climate change is driving aridification and changing precipitation patterns. Aridification – hotter and drier conditions over longer periods – could diminish our existing water supply by up to 10 by 2040 (California Natural Resources Agency, 2022). Although a naturally occurring feature of California's climate, drought conditions have become more frequent and more intense. A combination of hotter temperatures and low precipitation years – especially when snowpack and snowmelt runoff are low - creates drier conditions. California has been getting drier since 1895. In California and across the southwestern United States, 2000 to 2021 were the driest 22-year period over the past 1,000 years, part of what

scientists call an emerging “megadrought” era (OEHHA, 2022). At the same time, changing precipitation patterns – more rain instead of snow and an increase in the duration, frequency, and intensity of “atmospheric river” storms – may lead to greater flooding risks and reservoirs having to release more water early in the spring to fulfill flood control functions, meaning less of the precipitation we do get can be captured and stored. Toward the end of the century, warming temperatures in California could result in a 30 percent loss of snowpack and a 25 percent increase in rain, leading to a higher volume of water rushing from headwaters and washing out across the state (Huang et al., 2020). In other words, we will likely be grappling with floods and drought simultaneously, causing impacts to water storage and availability.

- The proposed regulation will help us adapt to aridification and changing precipitation patterns. Finding and fixing leaks along with replacing older fixtures and appliances with efficient models will save water indoors and out. Saving water indoors, especially, saves energy, which can reduce the emission of greenhouse gases and other co-emitted air pollutants, improving air quality. If, as a result of work undertaken by suppliers to meet their objectives, households were to replace inefficient clothes washers with more efficient models, embedded statewide energy savings would reach approximately 1,860 GWh of electricity and 36.5 million MMBtu of natural gas by 2040; this equates to \$49 million in direct energy cost savings in 2025 and increased energy cost savings thereafter, reaching approximately \$100 million in 2040.
- Significant water savings can also be realized by transitioning away from high water-using landscapes such as turf to “climate-ready” landscapes. Climate-ready landscapes require much less water because they are planted with lower water-using vegetation that is irrigated much more efficiently. Because they are composed of deeply rooted vegetation and their soils enriched with mulch and compost, climate-ready landscapes are better at retaining rainwater. According to one study, such landscapes retain 80 percent of the rain (Kent, 2017). By slowing, spreading, and sinking rainwater, climate-ready landscapes help keep soils hydrated, which reduces irrigation needs. Climate-ready landscapes also lessen the impact of extreme wet weather events, helping to reduce flooding in urbanized areas.

Accelerating Nature-based Solutions, Diverting Organic Waste from Landfills, and Building Healthy Soils

- Implementation of the proposed regulation is likely to result in suppliers making investments and programmatic changes that encourage individuals, businesses, and local governments to change how they use water. Such changes have the potential to support statewide policies to accelerate nature-based solutions, divert organic waste from landfills, and build healthy soils.

Advancing equity

- The proposed regulation aims to support Governor Newsom's California's Water Supply Strategy's call on state agencies to respond to the hydrological challenges posed by climate change in a way that advances equity and supports disadvantaged communities (Water Supply Strategy, 2022). The proposed regulation incentivizes suppliers to make investments that not only save water but also advance equity. Specifically, the proposed regulation may, in the long-run, mitigate rate increases; it may also encourage suppliers to assess rate structures and invest in programs and partnerships that reduce urban heat.

EVALUATION OF INCONSISTENCY OR INCOMPATIBILITY WITH EXISTING STATE REGULATIONS

[Gov. Code, § 11346.5(a)(3)(D)]

The State Water Board reviewed its existing general regulations and regulations specific to water use efficiency and conservation to evaluate whether the proposed regulation is inconsistent or incompatible with existing state regulations. The State Water Board determined that no other state regulation addressed the same subject matter and that this proposal, if adopted, would not be inconsistent or incompatible with existing state regulations.

MANDATED BY FEDERAL LAW OR REGULATIONS

[Gov. Code, § 11346.2(c)]

Adoption of this regulation is not mandated by federal law or regulations.

OTHER STATUTORY REQUIREMENTS

[Gov. Code, § 11346.5(a)(4)]

Safe, Clean, Affordable Water

[Wat. Code, § 106.3]

Water Code section 106.3 states that it is the policy of the state that every human has the right to safe, clean, affordable, and accessible water adequate for human consumption, cooking, and sanitary purposes. In preparing the proposed regulation, the State Water Board determined the proposed regulation is consistent with this statewide policy. While the proposed regulation may, in some cases, result in increased costs to those served by a water system, that potential cost is expected to render water neither unaffordable nor inaccessible.

Urban Water Use Objectives and Water Use Reporting

[Wat. Code, § 10609.2]

Water Code section 10609.2 states that the Board, in coordination with the department, shall adopt long-term standards for the efficient use of water, and that the standards shall be adopted for (1) Outdoor residential water use; (2) Outdoor irrigation of landscape areas with dedicated irrigation meters in connection with CII water use; (3) A volume for water loss. Additionally, when adopting the standards, the Board shall consider the policies of Chapter 9 of Division 6, Part 2.55 of the Water Code and the proposed efficiency standards' effects on local wastewater management, developed

and natural parklands, and urban tree health. The Board also is required to set the long-term standards at a level designed so that the water use objectives, together with other demands excluded from the long-term standards such as CII indoor water use and CII outdoor water use not connected to a dedicated landscape meter, would exceed the statewide conservation targets required pursuant to Chapter 3 (commencing with Section 10608.16). Finally, section 10609.2 states that the Board, in coordination with the department, shall adopt by regulation variances recommended by the department pursuant to Section 10609.14 and guidelines and methodologies pertaining to the calculation of an urban retail water supplier's urban water use objective recommended by the department pursuant to Section 10609.16.

[Wat. Code, § 10609.10]

Water Code section 10609.10 states that the Board, in coordination with the department, shall adopt performance measures for CII water use.

Pre-Notice Meeting with Affected Parties [Gov. Code, §11346.45(a)]

Government Code section 11346.45, subdivision (a) requires that, prior to publication of the notice of proposed rulemaking, the agency proposing the regulation must involve parties who would be subject to the proposed regulation in public discussions, when the proposed regulation involves complex proposals or a large number of proposals that cannot be easily reviewed during the comment period. The State Water Board provided suppliers and other interested parties opportunities to be involved in public discussions about the proposed regulation in 12 workshops on the following topics:

- On December 3 and 4, 2021, State Water Board staff hosted two workshops describing the methods being used to analyze how the proposed efficiency standards could affect trees, parklands, and local wastewater management.
- On May 11, 2022, State Water Board staff hosted a workshop summarizing the results of the analysis undertaken to understand how the residential indoor and outdoor standards may affect the wastewater sector.
- On August 12, 2022, State Water Board staff hosted a workshop summarizing the results of the analysis undertaken to understand how the standards may affect trees and parklands.
- On February 23 and 28, 2023 and March 6, 8, and 10, 2023, State Water Board staff hosted workshops to provide an overview of the draft regulatory framework and sought the input of interested parties. Parties provided feedback to help staff understand and evaluate how the framework could affect various organizations, communities, and California. Staff also heard about whether or how various organizations could support efforts to make conservation a way of life.
- On March 22, 2023, State Water Board staff hosted a pre-rulemaking workshop during a public Board meeting. During this workshop, staff presented the proposed regulatory framework.

- On May 17 and 18, 2023, State Water Board staff hosted two workshops with small suppliers (those with less than 10,000 connections) to better understand how the draft regulatory framework could specifically affect small water suppliers.

LOCAL MANDATE

[Gov. Code, § 11346.5(a)(5)]

The proposed regulation would not impose a mandate on local agencies or school districts that requires state reimbursement. The proposed regulation will not be a requirement unique to local government and will apply equally to public and private water systems.

Local agencies currently incur costs in their operation of urban water systems. The costs imposed by the proposed regulation are not the result of a “new program or higher level of service” within the meaning of Article XIII B, section 6 of the California Constitution because the proposed regulation applies generally to all individuals and entities that operate urban water systems in California and does not impose unique requirements on local governments (County of Los Angeles vs. State of California et al, 43 Cal App 3d 46 (1987)). In addition, suppliers can pass on the cost of regulation implementation through increasing service fees. Therefore, no state reimbursement of these costs is required (Gov. Code, §17556, subd. (d)).

FISCAL IMPACT

[Gov. Code, § 11346.5(a)(6)]

Cost to Local Agencies and School Districts Requiring Reimbursement

None. Any costs incurred by local agencies or school districts as a result of the proposed regulation are not reimbursable by the State pursuant to Article XIII B, section 6 of the California Constitution. Urban retail water suppliers are expected to fully make up for the costs incurred as a result of the proposed regulation by adjusting their rates to customers over time. Government Code §17556, subdivision (d), identifies the types of actions that are not reimbursable state mandates: “the local agency or school district has the authority to levy service charges, fees, or assessments sufficient to pay for the mandated program or increased level of service. This subdivision applies regardless of whether the authority to levy charges, fees, or assessments was enacted or adopted prior to or after the date on which the statute or executive order was enacted or issued.”

Other Non-discretionary Cost or Savings Imposed Upon Local Agencies

Suppliers operated by local governments: Most suppliers are operated by local governments, usually a city, county, or district, and these suppliers serve almost 81 percent of the total population in the state. Like privately-owned suppliers, some publicly-owned suppliers will likely incur costs to meet their water use objectives. Like privately-owned suppliers, publicly-owned suppliers on the one hand will spend less to acquire water and less on stormwater-related corrective measures, but, on the other hand, will potentially lose revenue due to the water use reductions. Ultimately, the Board expects that suppliers will fully make up for their lost revenues by adjusting their rates to customers over time. Publicly-owned suppliers would incur aggregate costs of

approximately \$8.45 billion and accrue benefits of approximately \$9.09 billion from 2025 to 2040.

Local wastewater management agencies: Water Code section 10609.2 requires that the State Water Board evaluate how the proposed efficiency standards may affect local wastewater management. Wastewater collection, treatment, and reuse agencies may experience increased costs, as well as potential benefits, when the influent volumes lessen or become more concentrated. Local wastewater management agencies would incur costs of \$2.5 billion; benefits for these agencies could not be quantified.

Urban forestry and landscape management agencies: Water Code section 10609.2 requires that the State Water Board evaluate how the proposed efficiency standards may affect urban tree health as well as natural and developed parklands. Potentially affected areas may develop or update urban forestry management plans to prioritize spending on new trees. To meet their objectives, 149 suppliers may have to facilitate savings in outdoor water use. The urban forests within the service areas of these suppliers could be at risk if the required savings are not thoughtfully achieved. If, however, the required water savings are achieved by, for example, increasing the efficiency of irrigation systems and/or by converting turf into climate-ready landscapes, the risk would be minimized. In such areas, likely mitigation actions would include improved public education programs for irrigation management, development of urban forestry management plans and updated tree inventories, and new investments in irrigation technologies adapted to tree watering needs. Local wastewater management agencies would incur costs of approximately \$100 million; benefits for these agencies could not be quantified.

Local institutional water users: Suppliers, both privately- and publicly-owned, and wastewater management agencies may choose to pass on some or all of their increased costs and benefits to their end-customers. Some of their end-customers are local governments, i.e., local institutional water users. The average water cost for an affected CII property might decrease by approximately \$168 per month in the 2025-2040 period (compared to the assumed future baseline). The average wastewater cost might increase by approximately \$6 per month in the same period (compared to the assumed future baseline). Combined, water and wastewater costs would decline on average by \$1,944 a year (compared to the assumed future baseline). Local institutional water users will not incur the cost of purchasing from their suppliers the water that they save. More specifically, local institutional water users, as well as other CII customers, will not use as much water as they would in the absence of the proposed regulation. These water savings are a direct result of the CII performance measures that CII customers, including local institutional water users, implement. All else equal, water savings mean lower water bills (compared to the assumed future baseline).

Local sales tax: Suppliers and households will spend more on residential water use efficiency programs and CII performance measures. Wastewater management agencies and urban forestry and landscape management agencies will also incur expenses because of the proposed regulation. Much of that spending includes purchases of several types of goods, including, for example, landscape material, high-efficiency toilets and washers, valves, and water leak monitoring equipment. Sales tax will generally apply to such purchases. The proposed regulation therefore is expected to

have an impact on sales tax revenues. Local sales tax revenues will be greater in the first years of the proposed regulation as this is when much of the water use efficiency measures are assumed to be implemented. Aggregate local sales tax revenues are estimated to increase (compared to the assumed future baseline) by almost \$21 million in 2025, and between \$500,000 and \$3.6 million per year in the following years.

Local inspection and permit fees: As Dedicated Irrigation Meters (DIMs), DIM tie-ins, and backflow devices are installed, suppliers will pay fees to local governments for the appropriate permits and backflow inspections. Local governments thus will experience an increase in revenues from such fees. The aggregate increase in revenue from inspection and permit fees across all local governments will amount to approximately \$2.9 million per year between 2025 and 2030. The additional local staff for these inspections and permitting processes would cost approximately \$1.8 million per year, including overhead, between 2025 and 2030 to local governments.

Local property taxes: Together, wastewater management agencies would incur costs of \$385 million per year between 2025 and 2030, and \$78 million per year afterward. The Board assumed that such costs would be passed on to customers. Wastewater management agencies may pass service charges to customers in different ways, including, for example, through wastewater service bills and property taxes. Wastewater charges are not a property tax and are not related to the assessed value of a property. However, these charges are sometimes included in property tax statements to save on administrative costs. If the estimated wastewater costs were passed on entirely via property tax statements, aggregate revenues across all counties in California would increase (compared to the assumed future baseline) by as much as \$385 million in 2025, and \$78 million per year in the following years.

Costs or Savings Imposed Upon State Agencies

State Water Resources Control Board: None. The State Water Board does not anticipate an increase in resource needs because of the proposed regulation.

State institutional water users: Suppliers are expected to pass on costs and benefits of the proposed regulation to customers, some of which are state institutional water users. The cost pass-through calculation for state institutional water users is the same as the one performed for local institutional water users, and, therefore, relies on the same assumptions and has the same limitations. The average water cost for an affected CII property might decrease by approximately \$168 per month in the 2025-2040 period (compared to the assumed future baseline). The average wastewater cost might increase by approximately \$6 per month in the same period (compared to the assumed future baseline). Combined, water and wastewater costs would decline on average by \$1,944 per year (compared to the assumed future baseline). Collectively, state institutional water users would not incur the cost of purchasing from their suppliers the water that they would save as a result of the proposed regulation. That is, state institutional water users, as well as other CII customers, will not use as much water as they would in the absence of the proposed regulation. These water savings are a direct result of the CII performance measures that CII customers, including state institutional water users, implement. All else equal, water savings mean lower water bills (compared to the assumed future baseline).

State sales tax: As explained for local sales tax, much of the spending by suppliers, households, wastewater management agencies, and urban forestry and landscape management agencies includes purchases of several types of goods; sales tax will generally apply to such purchases. The proposed regulation therefore is expected to have an impact on the state's sales tax revenue. State sales tax revenues will be greater in the first years of the proposed regulation as this is when much of the water use efficiency measures are expected to be implemented. State sales tax revenues are estimated to increase (compared to the assumed future baseline) by almost \$162 million in 2025, and between \$4 million and \$28 million per year in the following years.

Costs or Savings in Federal Funding to the State

None. The State Water Board has determined that the proposed regulation will not create additional costs or savings in federal funding to the state.

HOUSING COSTS

[Gov. Code, § 11346.5(a)(12)]

The State Water Board does not expect that the regulation will have an impact on housing costs.

SIGNIFICANT STATEWIDE ADVERSE ECONOMIC IMPACT DIRECTLY AFFECTING BUSINESS, INCLUDING ABILITY TO COMPETE

[Gov. Code, § 11346.3(a), § 11346.5(a)(7), § 11346.5(a)(8)]

Types of Businesses Affected

Urban retail water suppliers can be either publicly-owned (e.g., municipal agencies, special-purpose and irrigation districts, municipal water districts, and counties) or privately-owned (e.g., investor-owned utilities and nonprofit mutual water companies). The proposed regulation would apply to 405 urban retail water suppliers in the state, 337 of which are publicly-owned. For the purpose of the economic impact assessment, the Board assumed that "businesses" refer to the remaining 68 regulated privately-owned suppliers. Suppliers are generally local monopolies; households and CII customers usually do not have a choice between their water service supplier and another one. Therefore, suppliers are typically not subject to competition in the short term (see Creation of New Businesses or Elimination of Existing Businesses within California section and Competitive Advantages or Disadvantages for California Businesses section below).

Projected Compliance Requirements

Water Code section 10609 et seq. required the Department of Water Resources to provide recommendations on and the State Water Board to adopt standards for the efficient use of water, variances for unique uses that can have a material effect on water use, performance measures for commercial, industrial, and institutional water use, and guidelines and methodologies that identify how each urban retail water supplier will calculate an urban water use objective. The proposed regulation would require suppliers

to comply with urban water use objectives, implement the adopted CII performance measures, and submit annual progress reports.

Urban water use objective: A supplier's urban water use objective is a retrospective estimate of aggregate, efficient water use for the previous year, based on adopted water use efficiency standards and local service area characteristics for that year. A supplier's water use objective equals the sum of standard-based budgets for residential indoor use, residential outdoor use, CII landscapes with DIMs, which are submeters that supply water for only outdoor irrigation, and real water losses. When applicable, the urban water use objectives will also include variances (for example, for water use associated with livestock), provisions (for example, for existing pools, spas and similar water features or for the planting of new, climate-ready trees) and a bonus incentive for potable recycled water use.

Performance measures: CII performance measures are actions to be taken by urban retail water suppliers that would result in increased water use efficiency by CII water users. They will not affect industrial process water. Under the proposed regulation, there are three CII performance measures: (1) suppliers will be required to install DIMs on or employ in-lieu technologies for the landscapes of CII customers that a) do not have a DIM and b) the supplier estimates to have used more than 500,000 gallons of water; (2) suppliers will be required to classify their CII customers according to the broad classification categories used by the U.S. Environmental Protection Agency's ENERGYSTAR Portfolio Manager tool; (3) suppliers will be required to offer best management practices (BMPs) to CII customers that meet specific criteria.

Ability to Compete

[Gov. Code, §11346.5(a)(7)(C)]

The State Water Board has made an initial determination that the adoption of this regulation may have a significant, statewide adverse economic impact directly affecting business. The State Water Board has considered proposed alternatives that would lessen any adverse economic impact on business and invites you to submit proposals. Submissions may include the following considerations:

- (i) The establishment of differing compliance or reporting requirements or timetables that take into account the resources available to businesses.
- (ii) Consolidation or simplification of compliance and reporting requirements for businesses.
- (iii) The use of performance standards rather than prescriptive standards.
- (iv) Exemption or partial exemption from the regulatory requirements for businesses.

The State Water Board has made an initial determination that the adoption of this regulation will not directly affect the ability of California businesses to compete with businesses in other states.

RESULTS OF THE STANDARDIZED REGULATORY IMPACT ANALYSIS (SRIA)

[Gov. Code, § 11346.5(a)(10), § 11346.3(c)]

Statement of Results

The State Water Board determined that the economic impact of the proposed regulation would likely exceed \$50 million in a 12-month period so the regulation should be considered a Major Regulation as defined by California Code of Regulations, title 1, section 2000, subdivision (g). The State Water Board prepared a SRIA as required by Government Code section 11346.3, subdivision (c).

The proposed regulation would save approximately 235,000 acre-feet of water in 2025 (compared to the assumed 2025 baseline water use) and increased amounts in subsequent years, reaching almost 440,000 acre-feet of water saved in 2040 (compared to the assumed 2040 baseline water use). The total cumulative amount of water savings in the 2025-2040 period would be approximately 6.3 million acre-feet. Most of the estimated water savings (approximately 80 percent) would come from the assumed residential water use efficiency measures, and the remainder (approximately 20 percent) from CII performance measures.

In the 2025-2040 period, quantified benefits of the proposed regulation are estimated to exceed the quantified costs. Assuming a discount rate of 3 percent, the State Water Board estimates present discounted values of \$16.0 billion for the quantified benefits and \$13.5 billion for the quantified costs.

Most of the estimated benefits originate from reduced water purchases or reduced water production (compared to the assumed future baseline) by the affected suppliers. The estimated benefits also originate from reduced water use (compared to the assumed future baseline) by residential customers (reduced water use by CII customers, although also a benefit, could not be quantified).

Most of the estimated costs originate from the implementation of residential water use efficiency measures, approximately \$5.8 billion from 2025 to 2040 or 43 percent of total estimated costs, and revenues that would be lost by suppliers (and, to a lesser extent, no wastewater management agencies), approximately \$4.7 billion or 35 percent. The estimated cost of wastewater infrastructure improvements and other related infrastructure projects during that period is approximately \$1.6 billion or 12 percent of total estimated costs.

Creation or Elimination of Jobs within California

The total number of jobs within the state is estimated to increase by approximately 18,000 in 2025. Increases in jobs statewide will range from 5,000 to 11,000 per year in the following years. The top industries experiencing increased employment are architectural, engineering, and related services; greenhouse, nursery, and floriculture production (including compost and mulch operations); and valve and fittings other than plumbing – mostly because of the increase in the demand for turf conversion to climate-ready landscapes.

Creation of New Businesses or Elimination of Existing Businesses within California

The main businesses affected by the proposed regulation are suppliers. Because these are generally local monopolies, households and CII customers usually do not have a choice between their water service supplier and another one. Thus, the proposed regulation is not expected to cause the entry of new suppliers or the exit of existing ones.

Based on increased expenditures by suppliers on residential water use efficiency measures and CII measures, and also on increased expenditures by urban forestry and landscape management agencies, and wastewater management agencies, the top industries experiencing increased sales growth rates include greenhouse, nursery, and floriculture production (including compost and mulch operations); major household appliance manufacturing; valve and fittings other than plumbing; architectural, engineering, and related services; and watch, clock, and other measuring and controlling device manufacturing. Sales growth can be met by increases in the size of existing firms or the creation of new firms in these industries. For traditionally local and small scale, labor-intensive firms such as landscapers or nurseries, sales growth will probably encourage new small businesses. On the other hand, existing manufacturers of major household appliances and plumbing fixtures may expand production.

Competitive Advantages or Disadvantages for California Businesses

The proposed regulation would not put in-state firms at a disadvantage. As noted, before, households and CII customers purchase water from their local water supplier, and they generally do not have a choice between their water service supplier and an out-of-state enterprise. Landscape services are labor-intensive and will likely be provided by existing California-based businesses. Products needed for residential and CII water conservation, such as laundry equipment and valve and fittings manufacturing, tend to be provided by sectors that already compete across state lines. Thus, the proposed regulation is not expected to affect the relative interstate competitiveness of California as a location for those industries.

Increase or Decrease in Investment in California

The increased production by various businesses, due to increased spending by suppliers, households, urban forestry and landscape management agencies, and local wastewater management agencies, should be met through increased production by in-state companies. Landscape services will grow, and given that these are labor-intensive, it seems unlikely that out-of-state companies will displace local landscaping companies. Production and manufacturing in other growth industries, including greenhouse and nursery production, valve and fittings manufacturing, household laundry equipment, and plumbing fixture manufacturing, will experience growth as well, which should attract in-state producers. The growth of these firms will require investment in capital equipment and raw materials.

Additionally, as discussed above, local wastewater management agencies are expected to invest in wastewater infrastructure improvements, such as pipe replacement in wastewater collection systems, and other related infrastructure projects, amounting to approximately \$1.6 billion from 2025 to 2040. These investments in wastewater-related infrastructure will in turn increase production and manufacturing in other industries including fabricated pipe and pipe fitting manufacturing, and pump and pumping equipment manufacturing, which, again, should attract in-state manufacturers. The growth of these firms will require further investment in capital equipment and raw materials.

Incentives for Innovation

Spending by suppliers is expected to spur innovation in certain areas. Given the noticeable increase in spending on landscape conservation programs, the Board anticipates that the industry will respond by developing new technologies and products, for example, new irrigation systems and products, new climate-ready landscapes, improved composting and mulch operations and processes, and by improving on existing installation processes. Many households will seek new low-cost climate-ready landscape strategies, and entrepreneurs who can supply products and services accordingly will grow. Additionally, leak detection equipment and infrastructure are growing and developing, and the increased spending by suppliers will hasten those developments.

Benefits of the Regulation

As explained before, one of the benefits of the proposed regulation that can be quantified is the water savings to suppliers and their customers. As a result of the proposed regulation, suppliers will spend less to acquire water, and similarly, customers will spend less on their water bills. The benefits to suppliers from the CII performance measures also include avoided stormwater-related expenses. Upgrading to more efficient fixtures and appliances leads to both water savings and energy savings. In particular, because more efficient washers use less water than inefficient ones, less water needs to be heated, and less energy is used.

The proposed regulation is expected to yield benefits that are not possible to quantify given the existing data. Compliance with the proposed regulation likely will:

1. Reduce the overall pressure on the limited water resources that many sectors in California compete for and reduce the need to cut water use—in any sector—when there is a drought.
2. Free up suppliers' water for their future use.
3. Improve water quality, improve soils, and sequester more carbon.
4. Improve safety, such as reductions in over-irrigation, mosquito breeding pools and slip hazards.
5. Reduce some landscape maintenance costs.
6. Reduce state costs of disposing of organic materials that should not go to landfills by increasing demand for mulch.
7. Protect biodiversity and support ecosystems.

Department of Finance Comments and State Water Board Responses

The SRIA was submitted to the Department of Finance (DOF) on March 13, 2023. DOF provided comments to the State Water Board on April 12, 2023. DOF generally concurred with the State Water Board's methodology in the SRIA and made three comments. The three comments, and the State Water Board's response to those comments, are as follows:

Comment 1: The version of the SRIA that DOF reviewed assumes that the estimated impacts will be not biased by the omission of water use data for the suppliers that did not provide the requested data, which account for about 11 percent of the affected population. However, if those water districts' water usage is significantly different, the estimated costs may be higher or lower. The SRIA must provide an analysis that shows the omitted suppliers have generally similar water usage patterns to the suppliers that provided data. For example, the SRIA can show that the omitted districts are generally consistent with the state average on publicly available characteristics that are correlated with water use.

Response to Comment 1: An analysis of omitted suppliers was added to the updated SRIA (see SRIA Appendix H). Twenty suppliers without available data had been omitted. The omitted suppliers are on average smaller (fewer than 10,000 connections) than the suppliers included in the least-cost analysis and represent less than 2 percent of all potentially affected connections. The omission of the suppliers, however, should not materially affect the findings in the SRIA. Using data on the number of connections for the 20 suppliers to extrapolate per-connection-year assumptions, present discounted values for residential cost and benefit were calculated. Residential cost and benefit would be approximately \$260 million and \$341 million, respectively, across all 20 suppliers and for the entire 2025-2040 period. These amounts represent approximately 2.5 percent of the combined residential cost and benefit estimated for all suppliers for which data were sufficiently available.

Comment 2: The version of the SRIA that DOF reviewed assumes that customers will apply an average use throttling (e.g., opening a faucet partially, rather than all the way) of 67 percent on their faucets and waterheads. If, instead, customers averaged 80 percent or 40 percent then the costs would change accordingly. The SRIA must provide evidence that the 67 percent assumption is the most accurate or provide a sensitivity analysis to show how the impacts may vary based on average throttling.

Response to Comment 2: An explanation of the 67 percent throttling assumption and supporting evidence was added to the updated SRIA (see SRIA Appendix D). Throttling assumptions were obtained from existing research on residential end use. More specifically, measured average flow rate for showerheads, bathroom faucets, and kitchen faucets was gathered from the residential end use studies' various data collection periods. This included data from: 1996 to 1998, 2005 to 2010, and 2010 to 2013. To calculate throttling rates, the measured average flow rate was then compared to the respective fixture standard during the data collection period. The calculated throttling rate ranged from 50 percent to 86 percent, with an average of 67 percent.

Comment 3: The version of the SRIA that DOF reviewed assumes that California energy costs from 2025 to 2040 will be equal to projected U.S. energy costs over the

same period despite acknowledging that historically energy prices have been more costly in the state than nationwide. The SRIA should either adjust the projected energy costs to account for this historical difference or justify the energy cost assumptions.

Response to Comment 3: The assumed projected U.S. energy costs were replaced in the SRIA with projected California energy costs obtained from the California Energy Commission, and the analysis was updated accordingly (see Energy Savings section of the SRIA). More specifically, annual energy price forecasts for natural gas and electricity for the 2025-2035 period were obtained from California Energy Commission's Energy Demand Forecasts (CEC 2021 and 2022 Integrated Energy Policy Reports). The estimated annual energy cost savings for residential customers of both privately-owned suppliers and publicly-owned suppliers were updated accordingly. Under the assumed California energy costs, the replacement inefficient clothes washers with more efficient clothes washers across suppliers' service areas would result in approximately \$49 million in energy savings in 2025 and increased energy cost savings thereafter, reaching approximately \$100 million in 2040.

COST IMPACTS ON REPRESENTATIVE PRIVATE PERSON OR BUSINESS

[Gov. Code, § 11346.5(a)(9); Cal. Code Regs., tit. 1, § 4(a) and(b)]

Typical Business

To assess the direct cost impact on the typical regulated business (all regulated businesses are privately-owned suppliers), the Board analyzed the 67 privately-owned suppliers for which data were available. Combined, they serve approximately six million people statewide. For this analysis, a typical business is defined as a hypothetical privately-owned supplier with the average size and average attributes. The typical supplier thus defined has 22,000 service connections and serves approximately 92,000 people. The typical supplier would incur a direct cost of approximately \$7.5 million in 2025. In subsequent years, the typical supplier would incur direct costs ranging between \$1 million and \$5 million.

Individual

The proposed regulation applies to urban retail water suppliers only. Customers who elect to participate in rebate and incentives programs their suppliers may offer will incur upfront costs associated with the implementation of the residential water use efficiency measures. If an average of 38.9 million individuals are assumed to reside in the service areas of all suppliers in the 2025-2040 period, then, before rebates, the upfront expenses incurred by customers with the residential water use efficiency measures are approximately \$102.6 per person on average in 2025, and range between \$1.3 and \$7.7 per person on average, per year, in the following years.

BUSINESS REPORT

[Gov. Code, § 11346.5(a)(11), § 11346.3(d)]

As a result of the proposed regulation, urban retail water suppliers likely will have to develop water reduction strategies, including rebate and other incentives programs, and submit annual progress reports. It was assumed that there will be ongoing administrative compliance costs of reporting. The annual reporting costs per supplier,

whether privately-owned or publicly-owned, was estimated to be approximately \$5,000, and is based on the annual cost of one eight-hour day each month for a typical engineer (the median California wage for a mechanical engineer is \$53.99 per hour as reported by the Employment Development Department). These work-hour estimates for the reporting costs were obtained based on outreach with suppliers across California and a review of conservation programs statewide. The State Water Board has concluded that it is necessary for the health, safety, or welfare of the people of the state that the regulation apply to businesses.

SMALL BUSINESS

[Cal. Code Regs., tit. 1, § 4(a)]

Urban retail water suppliers are water companies (utilities) providing drinking water to the public and, pursuant to Government Code section 11342.610, are not small businesses.

CONSIDERATION OF ALTERNATIVES

[Gov. Code, § 11346.5(a)(13)]

The Board must determine that no reasonable alternative it considered or that has otherwise been identified and brought to its attention would be more effective in carrying out the purpose for which the action is proposed, would be as effective and less burdensome to affected private persons than the proposed action, or would be more cost effective to affected private persons and equally effective in implementing the statutory policy or other provision of law.

The Board invites interested persons to present statements or arguments with respect to alternatives at the public hearing or during the written comment period.

ALTERNATIVES CONSIDERED BY THE BOARD

The State Water Board considered two alternatives to the proposed regulation. The two alternatives were evaluated for costs and benefits, economic impacts, and cost-effectiveness relative to the proposed regulation, and both alternatives were rejected. A fuller discussion of Alternatives Considered by the Board can be found on pages 28-29 in the Initial Statement of Reasons.

FORMS OR DOCUMENTS INCORPORATED BY REFERENCE

[Cal. Code Regs., tit. 1, § 20(c)(3)]

None.

STATE WATER BOARD CONTACT PERSONS

[Gov. Code, § 11346.5(a)(14)]

Requests for copies of the proposed regulatory text, the Initial Statement of Reasons, subsequent modifications of the proposed regulatory text, if any, or other inquiries concerning the proposed action may be directed to:

Charlotte Ely
Environmental Program Manager
State Water Resources Control Board
Email address: charlotte.ely@waterboards.ca.gov

Karina Herrera
Senior Environmental Scientist
State Water Resources Control Board
Email address: karina.herrera@waterboards.ca.gov

In the event Charlotte Ely and Karina Herrera are not available to respond to requests or inquiries, please contact:

Paola Gonzalez
Environmental Scientist
State Water Resources Control Board
Email address: paola.gonzalez@waterboards.ca.gov

Climate and Conservation inbox
ORPP-WaterConservation@Waterboards.ca.gov

Please identify the regulation by using the State Water Board regulation package identifier, “**Proposed Making Conservation a California Way of Life Regulation**” in any inquiries or written comments.

AVAILABILITY OF INITIAL STATEMENT OF REASONS, TEXT OF PROPOSED REGULATION AND THE RULEMAKING FILE

[Gov. Code, § 11346.5(a)(16)]

The State Water Board has prepared and has available for public review an initial statement of reasons for the proposed regulation, all the information upon which the proposed regulation is based, the text of the proposed regulation, and all other required forms, statements, and reports. In order to request that copies of these documents or alternative formats of these documents be mailed or emailed to you, please write to or email the Contact Persons. Upon specific request, these documents will be made available in Braille, large print, or CD.

AVAILABILITY OF CHANGED OR MODIFIED TEXT

[Gov. Code, § 11346.5(a)(16)]

After holding the hearing and considering relevant comments received in a timely manner, the State Water Board may adopt the proposed regulation substantially as described in this notice. If the State Water Board makes modifications that are substantially related to the originally proposed text, the State Board will make the modified text – with changes clearly indicated – available to the public for at least 15 days before the State Water Board adopts the modified regulation. Any such modifications will also be posted on the State Water Board Web site. Please send requests for copies of any modified regulation to the attention of the contact persons provided above (“Contact Persons”). The State Water Board will accept written comments on the modified regulation for 15 days after the date on which they were made available.

AVAILABILITY OF FINAL STATEMENT OF REASONS

[Gov. Code, § 11346.5(a)(19)]

The State Water Board will prepare a final statement of reasons pursuant to Government Code section 11346.9 after final adoption of the regulation, and when ready will make the final statement of reasons available. A copy of the Final Statement of Reasons may be obtained from the contact persons or the State Water Board program webpage, listed in the next section.

AVAILABILITY OF DOCUMENTS ON THE INTERNET

[Gov. Code, § 11346.4(a)(6); § 11346.5(a)(20)]

Copies of this Notice of Proposed Rulemaking, the Initial Statement of Reasons, and the text of the regulation may be found on the [Rulemaking to Make Conservation a California Way of Life | California State Water Resources Control Board](#) page.

August 18, 2023
Date


Courtney Tyler
Clerk to the Board



**Beaumont-Cherry Valley Water District
Regular Board Meeting
October 11, 2023**

Item 9

STAFF REPORT

TO: Board of Directors

FROM: Dan Jagers, General Manager

SUBJECT: Consider Setting a Date for Public Hearing to Adopt an Ordinance Providing for Compensation of the Members of the Board of Directors of the Beaumont-Cherry Valley Water District and Superseding Ordinance 2022-01

Staff Recommendation

- Set a date for a Public Hearing and adoption of an ordinance providing for compensation of the members of the Board; or
- Leave the current per diem unchanged at \$285; or
- Direct staff as desired.

Background

The BCVWD Policy and Procedures Manual, Policy 4065.4 (8) states *per diem fees shall be reviewed by the Board annually in October each year, with said increase to be effective January 1 of the next calendar year.* Compensation was most recently set at a rate of \$285 per Ordinance 2022-01 adopted by the Board on November 17, 2022, effective April 1, 2023. Attachment 1, Table B provides a history of compensation adjustments.

Water Code Section 20200 et. seq. provides authorization for members of the governing Board to receive compensation for each day's service rendered as a member of the Board, not to exceed a total of 10 days per month. The Water Code allows the Board to increase the per diem rate by Ordinance following a required public hearing. The increase may not exceed an amount equal to 5 percent for each calendar year following the operative date of the last adjustment. No public hearing is necessary to adjust the compensation rate downward.

The per diem rate is per day of service, not per meeting. A Director may attend one or more meetings during a single day, but will be eligible for only one per diem compensation. Payment of per diems is regulated by the BCVWD Policy and Procedures Manual, Policy 4065.

In 2020, the Board adopted Resolution 2020-25, establishing eligibility for health insurance benefits for directors beginning January 1, 2021.

Provisions allow the Board to set the amount of stipend per day on a go-forward basis. Based on the statute, the Board can pay itself a determined pay rate on a go-forward basis only and is not to set per diem rates for past services.

Summary

Before the Board is the annual consideration of per diem fees as required by District policy.



Public Hearing Required

Should the Board decide to consider increasing the per diem, per the requirements of Water Code Sections 20201 – 20203, the Board must hold a public hearing prior to considering a superseding ordinance. Should it be the desire of the Board, the hearing could be held at the October 26, 2023 Board meeting which would allow time to incorporate a new per diem amount into the FY 2024 budget. Or, the Board may set a later date as desired at a Regular Meeting.

Maximum Increase

Compensation may be increased by any desired amount up to a maximum of \$299.25 (one year at 5 percent maximum allowable by law = \$14.25, added to the current \$285). For comparison, the cumulative rate of inflation August 2022 to August 2023 has been 3.7 percent.¹

Effective Date

BCVWD Policy 4065.4 (8) states that any per diem increase should be *effective January 1 of the next calendar year*, and California Water Code 20202 states: "... the increase may not exceed an amount equal to 5 percent, for *each calendar year following the operative date of the last adjustment.*" In addition, the Water Code provides that the Ordinance would go into effect a minimum of 60 days after adoption. Since the operative date of the most recent increase was April 1, 2023, the earliest effective date of a per diem increase would be April 1, 2024.

Fiscal Impact

The FY 2024 budget considers the estimated cost of Director per diems based on activity in 2023, balanced with the potential to budget at 100 percent (10 meetings per month x 5 directors). Staff estimates a potential increase in costs of \$8,450 per year if the per diem is increased to \$299. See Attachment 2, Table C.)

Table A – Comparison of per diem costs 2019 through September 30, 2023

Year	2019	2020	2021	2022	YTD 2023	Projected total for 2024
# of Meetings	191	188	244	340	224	421
Cost	\$ 38,200	\$ 37,600	\$ 60,140	\$ 88,400	\$ 61,665	\$ 124,815

Attachment(s)

1. Table B – History of BCVWD Per Diem
2. Table C - Per Diem Estimation for FY 2024* if effective April 1, 2024
3. Table D – Per Diem comparators by per diem amount and Table E – Comparators including State Water Contractors
4. Table F - Per Diem comparators by number of water connections
5. Ordinance 2022-01
6. Policy 4065

¹ Bureau of Labor Statistics <https://www.bls.gov/news.release/pdf/cpi.pdf>



**Beaumont-Cherry Valley Water District
Regular Board Meeting
October 11, 2023**

Item 9

ATTACHMENT 1

Table B - History of BCVWD per diem

Effective Date	Ord	Amount	Change	Date adopted	Notes
4/1/2023	Ord 2022-01	\$ 285	9%	11/17/2022	
4/1/2021	Ord 2021-01	\$ 260	23%	1/28/2021	
In April 2010, the Board tabled an item on potential compensation adjustment to June 2010					
In June 2010, the Board did not revise the compensation amount but voted to make reduction in per diem voluntary.					
2/10/2008	Ord 2007-01	\$ 200		12/12/2007	
4/13/2006	Ord 2006-06	\$ 200	25%	4/12/2006	
9/12/2001	Reso 2001-11	\$ 150		9/11/2001	
5/9/2000	Reso 2000-1		decrease	5/9/2000	minutes are incomplete; no reso available (paper documents missing)
1/4/1999	Reso 99-1	n/a		1/4/1999	changed approved meetings only, capped reimbursements at \$5000
6/28/1998	Reso 98-3	escalator 5%		4/29/1998	changed approved meetings only
6/6/1996	Reso 96-2	escalator 5%		6/6/1996	established auto escalator of 5%
4/5/1990	Reso 90-12	\$ 100		4/5/1990	compliance with Water code
1/1/1982	Reso 82-2	\$ 100		1/4/1982	
10/7/1974	Reso 74-6	\$ 50		10/7/1974	
	unknown	\$ 35			



ATTACHMENT 2

Table C - Per Diem Estimation for FY 2024* if effective April 1, 2024

			TOTAL MTGS 2024		NO INCREASE	+2.5 percent effective 4/1/24	+3.7 percent effective 4/1/24	+5 percent effective 4/1/24	Budget at 100% (600 meetings)
Monthly Meetings	# of mtgs	# of Directors	Total mtgs	Total after 4/1/24	Annual per diem cost at \$285	Annual per diem cost at \$292	Annual per diem cost at \$296	Annual per diem cost at \$299	10 meetings per month per director
Regular meetings	24	5	120	114	\$ 34,200	\$ 34,998	\$ 35,454	\$ 35,796	
Standing committees (2)	16	2	32	26	\$ 9,120	\$ 9,302	\$ 9,406	\$ 9,484	
Ad Hoc committees (3)	24	2	48	39	\$ 13,680	\$ 13,953	\$ 14,109	\$ 14,226	
Mandatory training, conferences, additional mtgs*			221	166	\$ 62,985	\$ 64,147	\$ 64,811	\$ 65,309	
			421	345	\$ 119,985.00	\$ 122,400.00	\$ 123,780.00	\$ 124,815.00	\$ 177,300.00
			Total meetings		FY 2024 estimated per diem total	Potential FY 2024 per diem total	Potential FY 2024 per diem total	Potential FY 2024 per diem total	Potential FY 2024 per diem total

Table C represents per diem costs for regular meetings, committees, and ad hoc committees plus an estimated number of additional (other) meetings such as conferences or events attended by directors, based on attendance patterns over the last three years. It does not include the fully burdened calculation which would take into account benefit costs to the District including Workers' Compensation, Medicare, and Social Security.

	TABLE D - PRINT VERSION	ATTACHMENT 3 - DIRECTOR PER DIEM COMPARISON - OCTOBER 2023					
	SORTED BY PER DIEM AMOUNT LOW TO HIGH	PER DIEM 2023	# FTEs	# WATER CONN	BUDGET \$MIL	Miles from BCVWD	NOTES
1	Mission Springs Water District (Desert Hot Springs)	\$ 100.00	53	13,880	\$ 27.3	30	Water & wastewater
2	Lakeside (San Diego County)	\$ 125.00	14	7,271	\$ 9.0	103	
3	Indian Wells Valley (Ridgecrest)	\$ 134.01	42	12,600	\$ 18.0	143	Per diem auto increase 5%
4	Rainbow Municipal (South of Temecula)	\$ 150.00	54	8,614	\$ 43.9	56	Mtgs limited to those assigned. Water, Wastewater
5	Lake Hemet Municipal Water	\$ 150.00	51	14,501	\$ 24.1	17	Water. Wastewater lines only
6	Olivenhain (Encinitas)	\$ 150.00	93	29,014	\$ 117.4	75	
7	Rincon del Diablo (Escondido)	\$ 160.00	22	8,600	\$ 22.1	66	Water, wastewater and fire
8	La Puente (West Covina)	\$ 171.01	14	2,550	\$ 5.2	62	Per diem auto increase 5%
9	Hi-Desert Water District (Yucca Valley)	\$ 175.00	50	10,648	\$ 12.2	41	Water and wastewater
10	Rowland Water District (La Puente)	\$ 185.00	37	13,500	\$ 30.3	59	Water and wastewater
11	West Valley Water Dist (Rialto)	\$ 196.55	88	23,000	\$ 37.6	31	Water only. Per diem auto increase 5%
12	Vista Irrigation Dist (Escondido, Oceanside)	\$ 200.00	89	29,056	\$ 64.5	89	Water and wastewater
13	Rancho California Water District	\$ 200.00	157	45,456	\$ 86.6	39	
14	El Toro (Lake Forest / Laguna Woods)	\$ 219.00	61	9,965	\$ 33.8	74	
15	East Valley Water District (Highland)	\$ 225.00	74	23,000	\$ 47.4	20	Water & wastewater
16	Yucaipa Valley Water District	\$ 240.66	74	13,849	\$ 34.4	10	
17	Cucamonga Valley Water District	\$ 250.00	128	50,455	\$ 114.1	45	
18	Beaumont-Cherry Valley WD	\$ 285.00	36	21,260	\$ 19.2		
	Average, not incl BCVWD	\$ 189.19					
	Average, incl. BCVWD	\$ 184.24					
	Median, not incl BCVWD	\$ 185.00					
	Median, incl. BCVWD	\$ 180.00					
	TABLE E	2021	2022	2023			
	State Water Contractor comparators						
A	San Bernardino Valley Municipal Water District	\$ 299.00	\$ 299.00	\$ 299.00			
B	San Geronio Pass Water Agency	\$ 252.93	\$ 275.60	\$ 292.09			
C	Desert Water Agency (Palm Springs)	\$ 389.75	\$ 389.75	\$ 406.12			
	Including the State Water Contractors:						
	Average, not incl BCVWD	\$ 178.60	\$ 181.11	\$ 201.42			
	Average, incl. BCVWD	\$ 179.62	\$ 182.01	\$ 205.40			
	Median, not incl BCVWD	\$ 160.85	\$ 162.20	\$ 190.77			
	Median, incl. BCVWD	\$ 161.70	\$ 162.69	\$ 196.55			

TABLE F - PRINT VERSION

ATTACHMENT 4 - DIRECTOR PER DIEM COMPARISON - OCTOBER 2023

	SORTED BY NUMBER OF WATER SERVICE CONNECTIONS	PER DIEM 2023	# FTEs	# WATER CONN	BUDGET \$MIL	Miles from BCVWD	NOTES
1	La Puente (West Covina)	\$ 171.01	14	2,550	\$ 5.2	62	Per diem auto increase 5%
2	Lakeside (San Diego County)	\$ 125.00	14	7,271	\$ 9.0	103	
3	Rincon del Diablo (Escondido)	\$ 160.00	22	8,600	\$ 22.1	66	Water, wastewater and fire
4	Rainbow Municipal (South of Temecula)	\$ 150.00	54	8,614	\$ 43.9	56	Mtgs limited to those assigned. Water, Wastewater
5	El Toro (Lake Forest / Laguna Woods)	\$ 219.00	61	9,965	\$ 33.8	74	
6	Hi-Desert Water District (Yucca Valley)	\$ 175.00	50	10,648	\$ 12.2	41	Water and wastewater
7	Indian Wells Valley (Ridgecrest)	\$ 134.01	42	12,600	\$ 18.0	143	Per diem auto increase 5%
8	Rowland Water District (La Puente)	\$ 185.00	37	13,500	\$ 30.3	59	Water and wastewater
9	Yucaipa Valley Water District	\$ 240.66	74	13,849	\$ 34.4	10	
10	Mission Springs Water District (Desert Hot Springs)	\$ 100.00	53	13,880	\$ 27.3	30	Water & wastewater
11	Lake Hemet Municipal Water	\$ 150.00	51	14,501	\$ 24.1	17	Water. Wastewater lines only
12	Beaumont-Cherry Valley WD	\$ 285.00	36	21,260	\$ 19.2		
13	East Valley Water District (Highland)	\$ 225.00	74	23,000	\$ 47.4	20	Water & wastewater
14	West Valley Water Dist (Rialto)	\$ 196.55	88	23,000	\$ 37.6	31	Water only. Per diem auto increase 5%
15	Olivenhain (Encinitas)	\$ 150.00	93	29,014	\$ 117.4	75	
16	Vista Irrigation Dist (Escondido, Oceanside)	\$ 200.00	89	29,056	\$ 64.5	89	Water and wastewater
17	Rancho California Water District	\$ 200.00	157	45,456	\$ 86.6	39	
18	Cucamonga Valley Water District	\$ 250.00	128	50,455	\$ 114.1	45	
	Average, not incl BCVWD	\$ 185.01					
	Average, incl. BCVWD	\$ 184.24					
	Median, not incl BCVWD	\$ 185.00					
	Median, incl. BCVWD	\$ 180.00					

ORDINANCE 2022-01

AN ORDINANCE OF THE BOARD OF DIRECTORS OF THE BEAUMONT - CHERRY VALLEY WATER DISTRICT PROVIDING FOR COMPENSATION OF THE MEMBERS OF THE BOARD OF DIRECTORS OF THE DISTRICT AND SUPERSEDING ORDINANCE 2021-01

WHEREAS, Section 20201 of the California Water Code states that compensation to be received by the governing board of a water district may be increased each calendar year in an amount equal to 5 percent following the operative date of the last adjustment; and

WHEREAS, the Board of Directors of the Beaumont-Cherry Valley Water District last increased its compensation pursuant to Water Code Section 20200 et. seq. effective April 1, 2021; and

WHEREAS, a duly noticed public hearing was held on November 17, 2022 to receive and consider public comments regarding the adoption of an ordinance to amend the per diem compensation for the members of the Beaumont-Cherry Valley Water District Board of Directors; and

WHEREAS, this Ordinance was presented to the Board of Directors and was reviewed thoroughly and found to be acceptable to the Board,

NOW THEREFORE, THE BOARD OF DIRECTORS OF THE BEAUMONT-CHERRY VALLEY WATER DISTRICT DOES HEREBY ORDAIN AS FOLLOWS:

1. Ordinance 2021-01 and all other previously enacted ordinances providing for Board of Directors compensation are hereby superseded by this Ordinance.
2. Director compensation shall be \$ 285.⁰⁰ for each day's service rendered (per diem) as a Director on behalf of the District.
3. The payment of Director compensation shall be governed by the Beaumont-Cherry Valley Water District Policies and Procedures Manual, Policy 4065.
4. In no event shall members of the Board of Directors receive compensation for more than ten (10) days' service in any calendar month, pursuant to Water Code Section 20202.
5. This Ordinance will take effect on April 1, 2023, which is at least sixty (60) days from the date of adoption pursuant to Water Code Section 20204.
6. If any section, subsection, clause or phrase in this Ordinance is for any reason held invalid, the validity of the remainder of this Ordinance shall not be affected thereby.
7. The Recording Secretary is hereby directed to cause this Ordinance to be published once in full in a newspaper of general circulation within the District.

ADOPTED this 17 day of November, 2022, by the following vote:

AYES: Hoffman, Covington, Slawson, Ramirez, Williams

NOES:

ABSTAIN:

ABSENT:

ATTEST:



Director Lona Williams, President of the
Board of Directors of the
Beaumont-Cherry Valley Water District



Director David Hoffman, Secretary to the
Board of Directors of the
Beaumont-Cherry Valley Water District

POLICY TITLE: REMUNERATION/DIRECTOR PER DIEM FEES
POLICY NUMBER: 4065

Attachment 6

4065.1 **Remuneration.** Members of the Board of Directors shall be eligible to receive a "per diem" for each day of service rendered as an officer of the Board. The "per diem" amount shall be established by the Board and be consistent with applicable State law.

4065.2 **Limit.** Per diem compensation is limited to no more than 10 days per month, as established by Water Code Section §20202.

4065.3 **Attendance.** For purposes of this section, attendance includes:

1. Physical presence at the majority of a meeting, event, conference or occurrence listed in section 4065.4 below, unless presence for a lesser period is authorized by the Board President, or, for a committee meeting, by the committee chair;
2. Participation by teleconference at the majority of a meeting pursuant to California Government Code §54953;
3. Participation in an approved home study or online Ethics course to meet the requirements of Government Code §§53234-53235.5 when participation has been authorized by the Board President.

4065.4 **Eligibility.** Matters of District business eligible for per diem shall include, but not be limited to:

1. **General Director Preapproved Activities/Events.** The following activities/events are preapproved for all Directors:
 - a. **Board and Committee Meetings.** All regular and special board meetings and committee meetings for appointed members, as defined in Government Code §54952.2.
 - b. Activities as enumerated in the BCVWD Pre-Approved Events and Director Appointments list as approved by the Board of Directors at the annual reorganization meeting in December, or as otherwise approved mid-year by the Board of Directors.
 - c. **Training Seminars.**
 - i. State mandated ethics training - the entire two-hour course counts as ONE day of service, even if the coursework is completed over more than one 24-hour period.
 - ii. State mandated sexual harassment training - the entire course counts as ONE day of service, even if the coursework is completed over more than one 24-hour period.
2. **Other Activities/Events, Authorization.** Directors may seek authorization to attend other functions that constitute the performance of official duties. Directors desiring to attend other events should obtain pre-approval from the Board in order to receive a per diem and expense reimbursement.
3. **New Directors Orientation.** New Directors may receive 1 per diem and expense reimbursement for an orientation program that meets the following criteria:
 - a. Is part of a planned orientation schedule.
 - b. The orientation meeting is at least two (2) hours in duration.
 - c. The per diems for this purpose must be claimed during the first 2 months of service on the Board.
 - d. New Directors may also attend a formal harassment awareness training seminar for District employees.
4. **Non-authorized Activities/Events.** The following activities/events are not eligible for per diem or expense claims:

- a. Retirement receptions for Beaumont-Cherry Valley Water District employees/Directors.
 - b. Beaumont-Cherry Valley Water District picnics or other social functions.
- 5. **Travel.** Per diem shall include travel days to and from business meetings as appropriate.
- 6. **Requests.** In the event that circumstances prevent the per diem request from being considered in the manner described herein, a Director may submit a request to the Board for a per diem for having attended a meeting or conference with the understanding that the Board may not approve the request.
- 7. **Reports.** A Director who requests compensation ("per diem") for attendance at a meeting other than a regular, special, or committee meeting of the Board shall provide a brief report of the meeting to the Board at a regular meeting of the Board of Directors following the meeting that was attended. If multiple Board members attended, a joint report may be made.
- 8. **Review.** Directors' per diem fees shall be reviewed by the Board annually in October of each year with any increase to be effective January 1 of the next calendar year.



**Beaumont-Cherry Valley Water District
Regular Board Meeting
October 11, 2023**

Item 10

STAFF REPORT

TO: Board of Directors

FROM: Dan Jagers, General Manager

SUBJECT: Award Contract to South West Pump and Drilling Inc. for Redrilling of the Wells 1A and 2A (W-2750-0005 and W-2750-0001) for an Amount Not to Exceed \$3,698,592.00

Staff Recommendation

Authorize General Manager to enter a contract with South West Pump and Drilling Inc. to provide all labor, equipment, materials and testing necessary to redrill Wells 1A and 2A as follows:

Base Bid Amount of **\$3,362,356.00** with 10% contingencies in the amount of **\$336,236.00** for an authorized base amount with contingencies of **\$3,698,592.00**

And

Authorization of funding for Alternate Bid Items for Wells 1A and 2A totaling **\$527,800.00** for a total of **\$4,226,392.00**

Total Authorization Amount Request is **\$4,230,000.00** (rounded)

Executive Summary

The replacement of Wells 1 and 2 have been identified in the District's 2023-2027 Capital Improvement Budget (CIB) to be replaced due to each of the facilities reaching the end of their useful life. District staff has solicited bids for these two projects together since they are located within close proximity, and both require replacement. District staff, with the assistance of Tom Harder & Company (TH&Co) has completed the design for the well replacements and on October 5, 2023, received bids from Contractors for the drilling of these wells. The District received five (5) bids from interested contractors, and District staff recommends awarding the contract to South West Pump and Drilling Inc. in the amount not to exceed **\$3,698,592.00**.

Background

At the February 2, 2017 Special Board Meeting / Engineering Workshop, the Board of Directors (Board) approved the 10-Year Capital Improvement Plan (2017-2026). The re-drilling of Well Nos. 1 and 2 (referred to as Wells 1A and 2A) were included as a part of this Capital Improvement Plan.

At the October 11, 2017 Regular Board Meeting, District staff recommended that the Board authorize the General Manager to enter into agreement with Thomas Harder & Co. for design engineering and construction services for the replacement of Wells 1A and 2A. These services included research and review of existing survey records and ultimately, they assisted the District with considerations for potential locations of wells on each site including ensuring there is adequate distance between the existing wells.

At the July 25, 2019 Engineering Workshop, the Board accepted the findings that Wells 1A and 2A were exempt from the California Environmental Quality Act (CEQA) and District staff filed a Notice of Exemption with the Riverside County Clerk of the Board for the two (2) projects. The



two (2) projects were determined to qualify as a Class 2: Replacement or Reconstruction categorical exemption in accordance with CEQA Guideline § 15302 due to the projects being replacement and reconstruction of existing infrastructure.

At the March 15, 2023 Special Board Meeting, the Board authorized the grant application, acceptance, and execution for the Wells 1A and 2A Project. District staff has been working diligently with Townsend Public Affairs (consultant) to identify potential funding opportunities for District projects. The replacement for Wells 1A and 2A meets the criteria for funding under this Department of Water Resources program. If awarded, the grant could provide \$8.9 million for the two projects. After several attempts to acquire grant monies for these wells, the projects have not been successful.

Discussion

On September 8, 2023, District staff solicited for construction bids for Wells 1A and 2A, as described above.

On October 5, 2023, the District received bids for the redrilling of the subject wells from five (5) contractors. The results of the bids are indicated in Table 1 as follows:

Table 1 – Construction of Wells 1A and 2A Project Bid Results

Bidder (Contractor)	Construction of Wells 1A and 2A Project (W-2750-0001 and W-2750-0005) Base Bid Amount/Basis of Award	Comment
Bakersfield Well & Pump Co.	\$ 4,826,360.00	
Best Drilling and Pump, Inc.	\$ 4,080,440.00	
Layne Christensen Company	\$ 4,936,437.00	
Nor-Cal Pump & Well Drilling, Inc.	\$ 4,397,467.00	
South West Pump & Drilling, Inc.	\$ 3,362,356.00	Recommended for Award

Note: The contractors have been listed alphabetically.

Based on the above, the apparent low bidder for the Project was South West Pump and Drilling, Inc. As such, District staff recommends the Board consider the authorization of the General Manager to enter a contract with South West Pump and Drilling Inc. to provide all labor, equipment, materials and testing necessary to complete the redrilling of Wells 1A and 2A in the amount of **\$3,362,356.00**.

The bids listed above are the base bid as posted in the Bid Package for the Drilling of Wells 1A and 2A. District staff requested that the Contractors provide a bid for Alternate Bid Items not be included with the Base Bid. The Alternate Bid Items account for the destruction of the existing wells, the optional reset intake depth of the test pumps, and to conduct isolated aquifer zone testing for four depth intervals. These were all listed as Alternate Bid Items that the District may request of the Contractor.



Summary

A summary of the project budgets including costs incurred by the District's consultant and staff is summarized in Table 2, below.

Table 2 – Wells 1A and 2A – Estimated Project Costs and Estimated Available Budget

Description	Well 1A (W-2750-0005)	Well 2A (W-2750-0001)	Total
2023 Board Approved Budget (2023-2027 CIB) ⁽¹⁾	\$ 4,964,800.00	\$ 7,131,500.00	\$ 12, 096,300.00
Consultant / District Staff Labor Incurred (July 2023)	\$ 44,527.00	\$ 41,056.00	\$ 85,583.00
Recommended Drilling Contract Award Amount ⁽²⁾	\$ 1,746,693.00	\$ 1,615,663.00	\$ 3,362,356.00
10% Construction Contingency (Rounded) [For Drilling]	\$ 174,670.00	\$ 161,566.00	\$ 336,236.00
Additional Fund Request	\$243,900.00	\$ 283,900.00	\$ 527,800.00
Estimated Remaining Budget	\$ 2,755,010.00	\$ 5,029,315.00	\$ 7,784,325.00

(1) Budget Identified Funding source: Capital Replacement Reserves

(2) Wells 1A and 2A were Bid together due to being adjacent projects. The split shown is estimated based on the Project Estimates.

Fiscal Impact

The fiscal impact to the District for the construction of Wells 1A and 2A (W-2750-0001 and W-2750-0005) is estimated to be an amount not to exceed **\$4,226,392.00** (includes 10% contingency). This Project is proposed to be funded through Capital Replacement Reserves.

Attachments

1. Proposed Equipment Layout for Well 1A
2. Proposed Equipment Layout for Well 2A
3. Beaumont-Cherry Valley Water District 2023 – 2027 Capital Improvement Budget – Appendix C

Staff Report prepared by Evan Ward, Civil Engineering Assistant

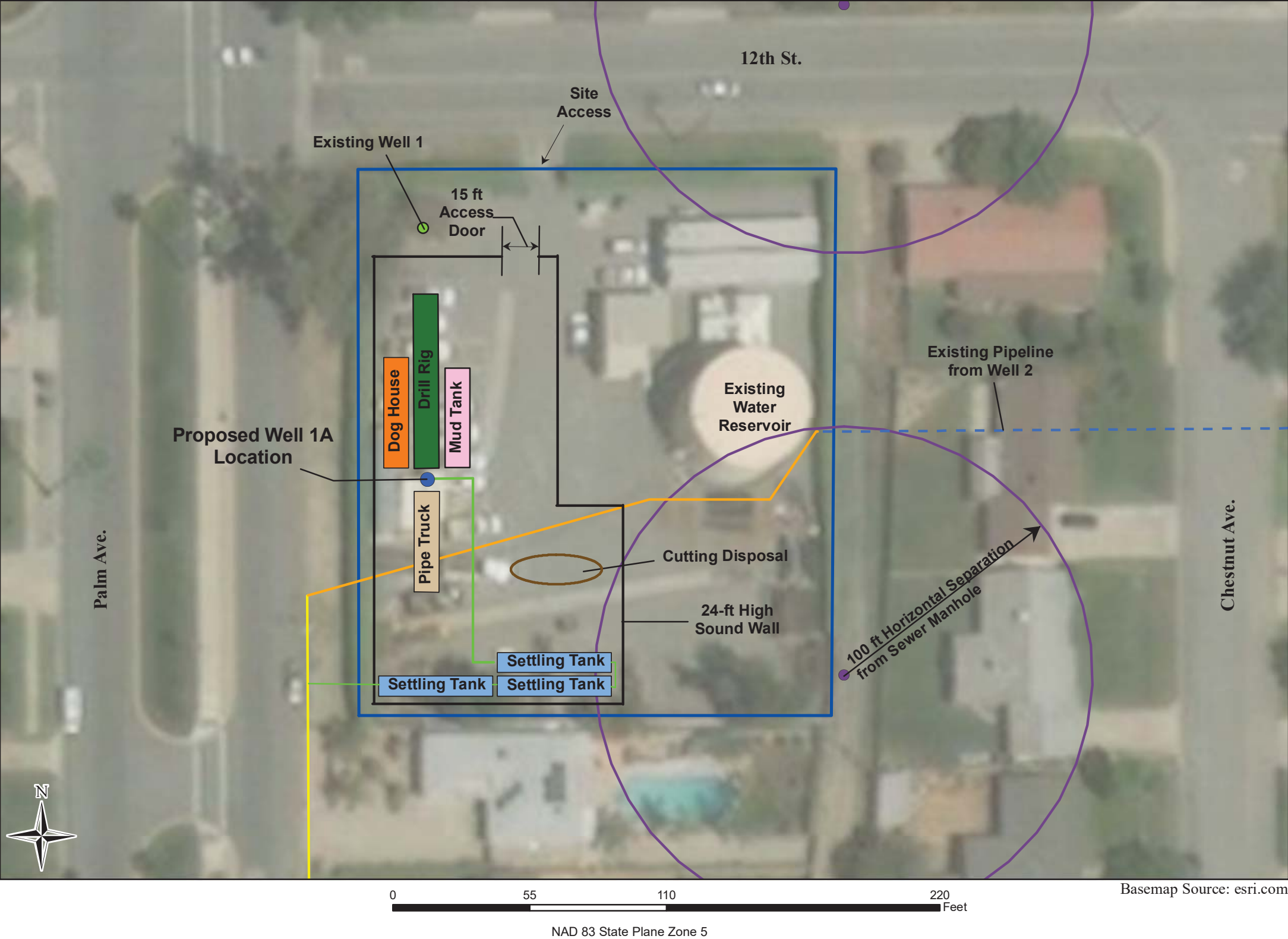


Attachment 1 - Proposed
Equipment Layout for Well 1A

Beaumont-Cherry Valley Water District

16-Feb-18

Detailed Technical Specifications
Well 1A and 2A



Note: All dimensions and boundaries are approximate.

DRAFT

Proposed Equipment Layout
Well 1A
Figure 2

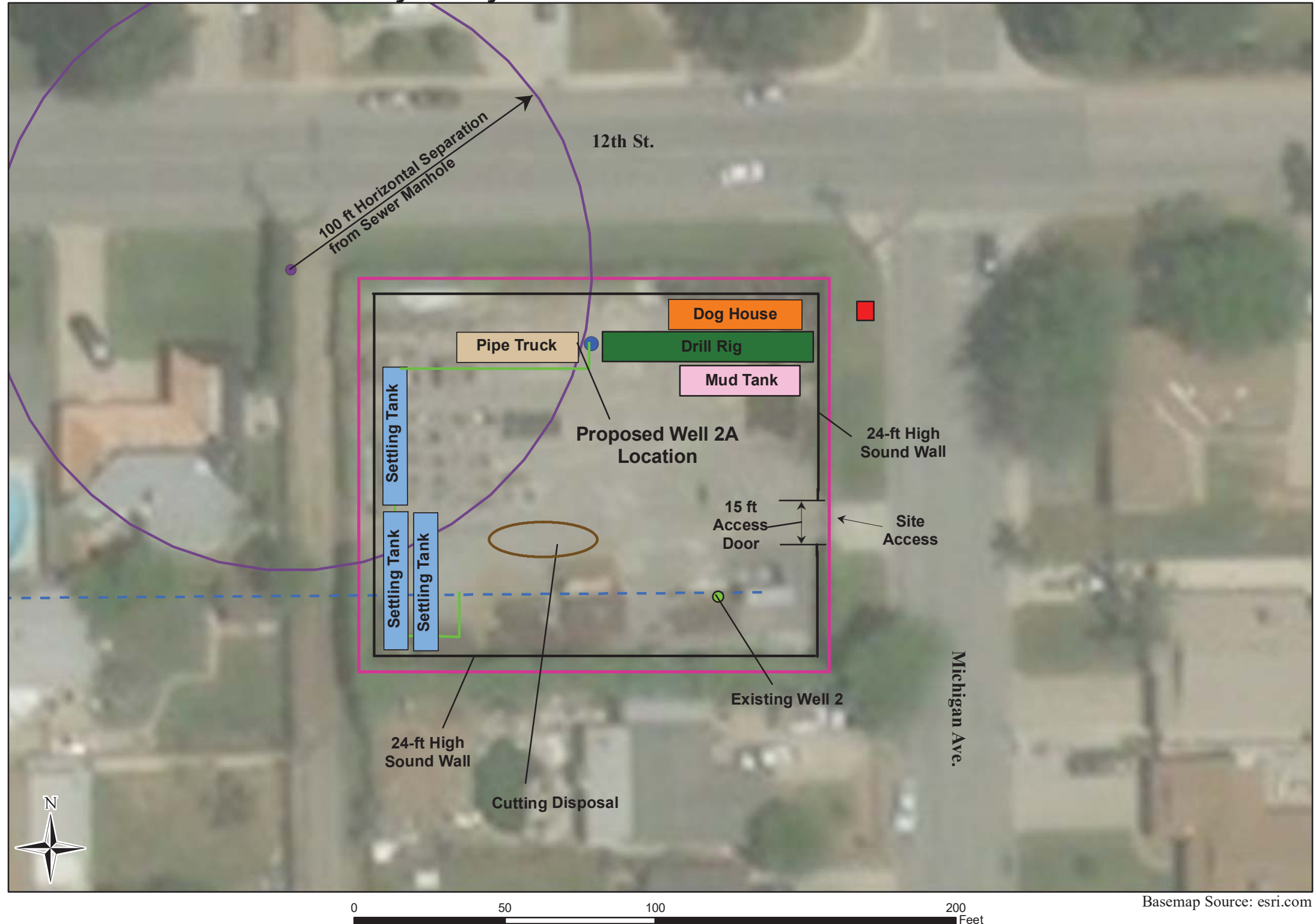


Attachment 2 - Proposed Equipment Layout for Well 2A

Beaumont-Cherry Valley Water District

16-Feb-18

Detailed Technical Specifications Well 1A and Well 2A



Map Features

- Proposed Well 2A Location
- Well 2A Site Area
- - - Concealed Existing Pipeline
- Temporary Above Ground Discharge Pipeline
- Sound Wall
- Sewer Manhole with 100 ft Buffer
- Hydrant

Note: All dimensions and boundaries are approximate.

DRAFT

Proposed Equipment Layout Well 2A

Figure 4



Beaumont-Cherry Valley Water District
2023-2027 Capital Improvement Budget
Appendix C
2023 - 2027 Capital Improvement Budget Detail

Engineering Project	Footnotes	Project Begin Year	Capital Improvement Program	2023 Budget Request	2024 Budget Request	2025 Budget Request	2026 Budget Request	2027 Budget Request	5-Year Budget Total
Potable Infrastructure Projects									
EOC-001	(1)*	2020	BCVWD EOC Staffing and Space Requirements	\$ 1,135,000	\$ 760,000	\$ -	\$ -	\$ -	\$ 1,895,000
DPX-001	(1)	2020	Disaster Preparedness Equipment	466,100	233,100	233,100	-	-	932,300
WR-SITES-Reser	(1)	2017	Investment in Sites Reservoir Project	93,700	519,600	866,100	1,039,300	1,385,700	3,904,400
	(1)	2020	2020 Capacity Charge Study	-	-	-	-	-	-
	(1)	2019	Climate Control for High Horsepower Electrical Buildings	56,700	-	-	-	-	56,700
	(1)	2019	Arc Flash Study & Improvement Project	66,500	-	-	-	-	66,500
M-0000-0002	(1)	2017	Chlorination Retrofit At Misc. Wells (6 Well Sites)	97,500	-	-	-	-	97,500
PR-2650-0001		2027	2650 to 2520 Zone Pressure Regulator on Champions Dr._0001	-	-	-	-	121,100	121,100
W-2650-0001		2027	New 2650 Zone Well_0001	-	-	-	-	2,604,500	2,604,500
BP-2750-0001	(3)	2023	2750 Zone to 2850 Zone Booster Pump Station	300,000	953,200	1,495,100	1,630,100	-	4,378,400
M-2750-0001		2017	2850/2750 Pressure Reducing Station & Piping (Cherry Reservoir)	-	-	65,100	-	-	65,100
TM-2750-0001	(2)	2022	Cherry Reservoir 1 & 2 Exterior Recoat and Retrofit	724,400	-	-	-	-	724,400
W-2750-0001	(1)	2017	Replacement for Well 2	1,500,000	1,299,700	2,056,000	2,275,800	-	7,131,500
W-2750-0002	(1)	2017	2750 Zone Well in Noble Creek Regional Park	100,000	1,500,000	3,266,200	3,524,900	-	8,391,100
W-2750-0005	(1)	2017	Replace 2750 Zone Well 1	1,807,900	713,900	1,145,000	1,298,000	-	4,964,800
BP-2850-0001	(2)	2023	2850 Zone to 3040 Zone Booster Pump Station_0001	430,100	2,004,100	2,145,200	-	-	4,579,400
TM-2850-0001	(2)	2022	Vineland 1 Exterior Recoat and Retrofit	310,300	-	-	-	-	310,300
W-2850-0001	(3)	2023	New Beaumont Basin Well on Pardee Sundance Site	1,750,000	1,533,200	2,425,100	2,683,800	-	8,392,100
WT-2850-001		2027	Well Head Treatment Plant Well 25 Cr VI	-	-	-	-	619,100	619,100
BP-3040-0001	(3)	2023	3040 to 3330 Booster Pump Station at Noble Tank_0001	244,100	400,000	-	-	2,122,300	2,766,400
M-3040-0002	(1)	2017	Noble Booster Pump and Motor(Spare Pump & Motor)	27,400	-	-	-	-	27,400
T-3040-0001 Tank	(1)	2017	2 MG 3040 Zone Tank_0001	3,418,600	731,200	-	-	-	4,149,800
T-3040-0001 PZ									
Pipeline	(1)	2017	Pressure Zone Pipeline	1,936,100	414,100	-	-	-	2,350,200
TM-3040-0001	(1)	2022	Highland Springs Reservoir Recoat & Retrofit	70,000	94,900	299,000	-	-	463,900
PR-3330-0001		2024	3330 to 3150 Lower Mesa, Noble Regulator	-	88,100	-	-	-	88,100
TM-3330-0001	(2)	2022	Lower Edgar Reservoir Recoat & Retrofit	817,000	-	-	-	-	817,000
PR-3620-0001	(1)	2022	3620 to 3330 Fisher Pressure Regulator_0001	-	-	193,200	-	-	193,200
BP-HS-0001		2026	Add 3rd Booster Pump and Fire Pump at HS Hydropneumatic	-	-	-	293,200	-	293,200
WR		2027	Improvements to Eighth St., Cherry and Starlight Basins	-	-	-	-	738,200	738,200
WR		2027	Marshall Creek Stormwater Capture	-	-	-	-	96,800	96,800
WR		2027	Beaumont Ave and Brookside Ave Stormwater Metering	-	-	-	-	96,800	96,800
WR	(2)	2017	Grand Avenue Storm Drain (MDP Line 16)	2,063,100	2,194,300	-	-	-	4,257,400
Total Potable Infrastructure Projects				17,414,500	13,439,400	14,189,100	12,745,100	7,784,500	65,572,600



**Beaumont-Cherry Valley Water District
Regular Board Meeting
October 11, 2023**

Item 11

STAFF REPORT

TO: Board of Directors

FROM: Dan Jagers, General Manager

SUBJECT: Consideration of Attendance at Upcoming Events and Authorization of Reimbursement and Per Diem

Staff Recommendation

Evaluate director attendance at upcoming events for possible pre-approval or approval after attendance for compensation and / or expense reimbursement pursuant to Policies 4060 and 4065 and vote to pre-approve any selected activities.

SAMPLE MOTION:

I move that the Board pre-approve the attendance of all directors at these events for purposes of per diem and reimbursement of associated reasonable and necessary expenses per District policy: ____ (list events)

Background

Event attendance is governed by BCVWD Policies and Procedures Manual Part II Policy 4060 Training, Education and Conferences, and Part II Policy 4065 Remuneration / Director Per Diem Fees. Per Government Code 53232.3(d), Directors will either prepare a written report for distribution to the Board or make a verbal report during the next regular meeting of the Board. Directors desiring to attend events not specifically enumerated and preauthorized by BCVWD policy should obtain pre-approval via vote of the Board in order to receive a per diem and/or expense reimbursement.

Upcoming Events

For registration of attendance at any event, Board members should contact the Administrative Assistant.

Activities and events that are, may already be, or can be voted as preapproved for per diem and/or expense reimbursement for attendance:

1 - SAVE THE DATE

None.

2 - NEW EVENTS

DATE / TIME	EVENT A (See attachment)	DIRECTOR INTEREST	
Friday, Oct. 20 11:30 a.m. to 1 p.m.	Community Leaders Water Briefing Western Municipal Water District event Jurupa Area Recreation and Park District Skyview Event Center 5257 Wineville Ave, Jurupa Valley Cost: (Appears to be FREE). Lunch provided. Discussion of critical water issues with local state legislators. Opening remarks by the chair of the Metropolitan Water District, Adan Ortega, Jr., then moderated panel discussion on the important challenges California water is facing. Event online registration: https://westernwaterca.gov/FormCenter/Strategic-Communications-3/2023-Community-Leaders-Water-Briefing-57	COVINGTON	HOFFMAN
APPROVAL		RAMIREZ	SLAWSON
REQUIRES VOTE		WILLIAMS	

DATE / TIME	EVENT B – conflicts with WEF Summit	DIRECTOR INTEREST	
Wed & Thurs Oct. 25-26 9 am – 4 pm	CSDA Virtual Workshop: Financial Management for Special Districts Cost: \$200 Make sure you understand the full scope of financial information affecting special districts today. From budgeting and internal controls to long term planning and capital improvement plans. Attendees will get the information they need to begin to assess the overall financial health of their district and steps needed to make a positive change.	COVINGTON	HOFFMAN
APPROVAL		RAMIREZ	SLAWSON
Preapproved (Table A Line 9)		WILLIAMS	

DATE / TIME	EVENT C	DIRECTOR INTEREST	
Thursday Nov. 2 8 am – Noon	CSDA Workshop: Working with the Media Jurupa Area Recreation and Park District Skyview Event Center 5257 Wineville Ave, Jurupa Valley Cost: \$50 Presenter: Bill Romanelli, Washington Media Group This workshop is designed to help you better tell the story of the important work your district is doing, build stronger working relationships with journalists in your area, and better understand how the media and reporters operate. We'll cover working with the media, controlling the message, controlling the interview, and offer some practice interview opportunities.	COVINGTON	HOFFMAN
APPROVAL		RAMIREZ	SLAWSON
Preapproved (Table A Line 9)		WILLIAMS	

DATE / TIME	EVENT D (See attachments)	DIRECTOR INTEREST	
Nov 28 - 30 Tuesday-Thursday	ACWA 2023 Fall Conference & Exhibition Hyatt Regency and Renaissance Esmeralda - Indian Wells, Ca \$ 815 Deadline for Early Bird Pricing 11/16/23 Virtual Option: \$230.00 On-Demand Conference Recordings only after live conference. ACWA conference includes statewide issues forums, roundtable talks, and region discussion along with session covering a wide range of topics including water managements, innovation, public communication, affordable drinking water, energy, and finance. https://www.acwa.com/events/2023-fall-conference-expo/	COVINGTON	HOFFMAN
APPROVAL		RAMIREZ INTERESTED	SLAWSON
Preapproved (Table A, 1)		WILLIAMS	
Association of California Water Agencies Fall Conference 2023			
Estimated cost per conference attendee (in-person, hotel):			
Conference registration with meal package (registration cutoff date 11/16/23)		\$	815.00
Hotel [check in 11/27, check out 11/30 (3 nights @ \$215 +tax and fees) est.]		\$	700.00
Meals and incidentals = 3.5 days: 3 dinners, 1 breakfast, 1 lunch (those not included with conference meal package) (US GSA Palm Springs area per diem \$31 per dinner, \$17 per lunch, \$16 per breakfast)		\$	126.00
Transportation (driving personal vehicle 92 miles RT @ 65.5 cents mile - IRS rate)		\$	60.26
Director per diem (4 days @ \$285 per day)		\$	1,140.00
Estimated cost per conference attendee:		\$	2,841.26

3 - ON CALENDAR

DATE / TIME	EVENT E	DIRECTOR INTEREST	
Fri. Oct. 13 7:30 – 9 am	Beaumont Chamber of Commerce Breakfast Speaker: Andrea Valdes, Calif Dept of Insurance Noble Creek Community Center – Copper Room 390 W. Oak Valley Parkway, Beaumont \$25 per person / Reservation deadline: Sept. 29, 2023 Please advise the Administrative Assistant 8 days in advance if you would like to attend. The breakfasts are the second Friday of each month. Speakers vary, but information is not generally available in a timely manner.	COVINGTON NO	HOFFMAN YES
APPROVAL		RAMIREZ NO	SLAWSON YES
Preapproved (Table A, 6)		WILLIAMS YES	

DATE / TIME	EVENT F	DIRECTOR INTEREST	
Wed., Oct. 25 All Day	Water Education Foundation Annual Water Summit: Taking on the Improbable in Western Water Kimpton Sawyer Hotel in Sacramento Speaker: More information will be available in the future. Cost: \$385 https://www.watereducation.org/foundation-event/water-summit-2023	COVINGTON YES	HOFFMAN
APPROVAL		RAMIREZ	SLAWSON
Preapproved (Table A, 19)		WILLIAMS	

	<p>The day-long summit is the Foundation's premier event of the year and features engaging conversations about critical issues affecting water statewide and across the West.</p> <p>Keynote speakers in recent years have included Wade Crowfoot, California Natural Resources secretary; Erica Gies, science journalist and author; and Daniel Swain, a climate scientist at UCLA.</p>		
--	--	--	--

DATE / TIME	EVENT G	DIRECTOR INTEREST	
Sun – Wed Oct. 22-25, 2023	CSDA 2023 Special District <u>Leadership Academy</u> Hyatt Regency Sonoma Wine Country (Santa Rosa) Sunday, Oct. 22 – Wednesday, Oct. 25, 2023 \$625.00 Early Bird Groundbreaking, curriculum-based continuing education program, which recognizes the necessity for the board and general manager to work closely towards a common goal.	COVINGTON	HOFFMAN
APPROVAL		RAMIREZ YES	SLAWSON YES
Preapproved (Table A Line 14)		WILLIAMS YES	
Estimated cost per conference attendee (Santa Rosa 10/22-25)			
Conference registration with meal package (early bird - prior to 9/22/23)		\$	625.00
Hotel [check in 10/22, check out 10/25 (3 nights @ \$157 +tax and fees) est.]*		\$	655.20
Meals and incidentals (3.5 days: 2 dinners, 2 lunches, 3 breakfasts (those not included with conference meal package) (US GSA Sonoma County per diem \$34 per dinner / \$18 lunch / \$17 breakfast)		\$	155.00
Transportation: Airfare to/from ONT to Santa Rosa (\$350), with rental car (\$300) est. / Airport parking \$80 (4 days)		\$	730.00
Hotel Parking @\$18 per night (3 nights)		\$	54.00
Director per diem (4 days @ \$285 per day)		\$	1,140.00
Estimated cost per conference attendee:		\$	3,359.20
Transportation Alternative (driving personal vehicle 1,014 miles RT @ 65.5 cents mile - IRS rate) (8 hours drive)		\$	664.17

4 – MISCELLANEOUS COMMUNITY EVENTS

From the Ad Hoc Communications Committee

None of these events are pre-approved

- **Banning-Beaumont Elks Lodge / Elks Riders Annual Deep Pit Charity BBQ**
Saturday, Oct. 14 at noon
Elks Lodge / 1465 E. 6th Street
Information / tickets: (951) 845-3366
- **Beaumont Chamber of Commerce Community-wide Yard Sale**
Friday – Sunday, Oct. 20, 21, 22
- **City of Beaumont Monster Mash**
Saturday, Oct. 21 from 1 to 5 p.m.
Chatigny Community Recreation Center, 1310 Oak Valley Parkway
<https://www.beaumontca.gov/1020/Monster-Mash>
Beaumont Parks and Recreation

- **Be Ready Beaumont College and Career Expo**
Wednesday, Oct. 25 from 5 to 7 p.m.
Beaumont High School gym
Connect with local colleges and universities, community businesses, branches of the military, and Beaumont Unified School District
- **Trunk or Treat**
Tuesday, Oct. 31 from 5 to 8 p.m.
Beaumont Sports Park – 1692 Beaumont Ave
Beaumont Parks and Recreation
- **Veterans Day Classic Car Show and Market in the Park**
Saturday, Nov. 11 from noon – 4 p.m.
Bogart Regional Park

Fiscal Impact

The fiscal impact will depend on the number of directors attending an event and the event costs. Board of Directors currently utilized 71.3% of the budget as of September 29, 2023 and have a remaining balance of \$7,596.06.

Attachments

1. Community Leaders Water Briefing
2. 2023 ACWA Indian Wells Conference & Expo Preliminary Agenda Sheet
3. 2023 ACWA Indian Wells Conference & Expo Information Sheet



COMMUNITY LEADERS WATER BRIEFING

DATE

Friday, October 20, 2023

TIME

11:30 a.m. – 1:00 p.m.

*Lunch Included

SKYVIEW EVENT CENTER

5257 Wineville Ave, Jurupa Valley, CA

OPENING REMARKS

Adán Ortega, Jr.

Chair, Metropolitan Water District

FEATURED SPEAKERS

Senator Richard Roth

Senate District 31

Assemblymember Sabrina Cervantes

Assembly District 58

Please join us for a discussion of critical water issues with local state legislators.

The program will start with opening remarks by the Chair of the Metropolitan Water District, followed by a moderated panel discussion with state legislators on the important challenges California water is facing.

Register online at:

WesternWaterCA.gov/WaterBriefing2023

SPONSORED BY



California State Senator

Richard D. Roth

Proudly Serving Senate District 31



SABRINA CERVANTES

Assemblymember, District 58



SPECIAL THANKS TO



For more information, please contact Michael Hadley at mhadley@wmwd.com.



Customers

[Sd | P | E | W](#)

<8418:41:437

Z hvwhugZ dwhuFDHjry

[Uhedwhv](#)

PRELIMINARY AGENDA

TUES 11/28/23

8:00 AM - 9:15 AM
AGRICULTURE COMMITTEE

8:30 AM - 12:00 PM
ACWA JPIA SEMINARS

9:30 AM - 10:45 AM
GROUNDWATER COMMITTEE

11:00 - 12:15 PM
WATER MANAGEMENT COMMITTEE
ENERGY COMMITTEE

12:15 PM - 1:30 PM
COMMITTEE LUNCH

12:30 PM - 1:30 PM
OUTREACH TASK FORCE

1:45 PM - 3:00 PM
FINANCE COMMITTEE
LOCAL GOVERNMENT COMMITTEE
WATER QUALITY COMMITTEE

3:15 PM - 5:00 PM
COMMUNICATIONS COMMITTEE
FEDERAL AFFAIRS COMMITTEE
LEGAL AFFAIRS COMMITTEE
MEMBERSHIP COMMITTEE

5:00 PM - 6:30 PM
WELCOME RECEPTION
IN THE EXHIBIT HALL

WED 11/29/23

7:30 AM - 8:30 AM
CONTINENTAL BREAKFAST
IN THE EXHIBIT HALL

8:30 AM - 10:00 AM
WELCOME KEYNOTE / MAIN STAGE

- ACWA State of the Association
- Keynote Presentation
- ACWA JPIA Update
- Emissary Award

10:30 AM - 11:45 AM
PROGRAM SESSIONS 

12:00 PM - 1:30 PM
CONNECT IN THE EXHIBIT HALL
NETWORKING BBQ LUNCH

1:30 PM - 2:00 PM
SOLUTION SPOTLIGHTS
• Member Case Study, Associate Service, Demo

1:30 PM - 2:15 PM
WATER TALK / MAIN STAGE

2:30 PM - 3:30 PM
PROGRAM SESSIONS 

3:45 PM - 5:00 PM
REGION 1-10 MEMBERSHIP MEETINGS

5:00 PM - 6:00 PM
ACWA RECEPTION IN THE EXHIBIT HALL

THUR 11/30/23

7:00 AM - 8:00 AM
WELLNESS ACTIVITY

7:30 AM - 11:00 AM
CONNECT IN THE EXHIBIT HALL

7:30 AM - 9:00 AM
CONTINENTAL BREAKFAST
IN THE EXHIBIT HALL

8:30 AM - 10:00 AM
MEDIA TRAINING

8:30 AM - 10:45 AM
ETHICS TRAINING
(AB1234 - limited seating)

9:00 AM - 10:00 AM
PROGRAM SESSIONS 

10:15 AM - 11:15 AM
PROGRAM SESSIONS 

11:45 AM - 1:15 PM
KEYNOTE & AWARDS / MAIN STAGE

- Keynote Presentation
- Outreach Awards
- Sponsorship Awards
- Huell Howser Awards
- Steve Hall Scholarship
- Passing of the Gavel

1:30 PM - 3:00 PM
CLOSING LUNCH

Last Updated: 09/12/23

 Qualify for continuing education credit

 Designated Recorded Programs TBD

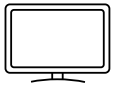
Questions: Email events@acwa.com

Online Registration Deadline: Nov. 17, 2023

All conference programs are subject to
change without notice.

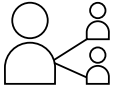
REGISTRATION, MEALS AND HOTEL INFORMATION SHEET

Attachment 3



REGISTER ONLINE

Register online by **November 17, 2023** at www.acwa.com to take advantage of the advance pricing.



REGISTER ON SOMEONE'S BEHALF

Select from a list of people affiliated with your company in your account. If the registrant is not listed, you will need to create a Portal profile for the registrant through the ACWA website before registering.

GROUP SAVINGS! Register 5 individuals from the same organization, receive a 6th registration free!
(Subject to [terms and conditions](#).) **Contact Teresa Taylor at TeresaT@acwa.com for more information before registering.**

REGISTRATION OPTIONS <i>Advantage pricing applies to ACWA public agency members, associates & affiliates. Standard pricing applies to non-members of ACWA.</i>	ADVANCE DEADLINE: 11/17/23		ONSITE	
	ADVANTAGE	STANDARD	ADVANTAGE	STANDARD
Full Conference Registration Includes access to Tuesday ACWA Committee meetings, all ACWA conference programs, ACWA meal functions*, ACWA Exhibit Hall, ACWA hosted receptions and access to on-demand designated conference recordings after the live conference. *ACWA meal functions include: Wednesday Continental Breakfast, Wednesday Networking BBQ Lunch, Thursday Continental Breakfast and Thursday Closing Lunch	\$815	\$1,225	\$845	\$1,255
Tuesday Committee Meetings Only (complimentary - must register to attend) Includes Tuesday Committee Box Lunch. Committee meetings are not recorded. Virtual participation is not available.	\$0	\$0	\$0	\$0
One-Day Conference Registration Wednesday, Nov. 29: Includes access to all Wednesday ACWA conference programs, Tue. ACWA Welcome Reception in the Exhibit Hall, Wed. ACWA Reception in the Exhibit Hall, Wed. ACWA Continental Breakfast and Wed. ACWA Networking BBQ Lunch. On-demand designated conference recordings are NOT included. Thursday, Nov. 30: Includes access to all Thursday ACWA conference programs, Thur. ACWA Continental Breakfast and Thur. ACWA Closing Lunch. On-demand designated conference recordings are NOT included.	\$475	\$715	\$505	\$745
Guest Conference Registration Guest registration is not available to anyone with a professional reason to attend. Includes access to ACWA hosted receptions.	\$125	\$125	\$125	\$125
PRE-ORDER: On-Demand Designated Conference Recordings Only Includes on-demand access to designated conference recordings after the live conference. Video recordings will only be available for the Main Stage presentations. All other designated educational programs will only have audio recordings on-demand and PDFs of presentations made available. See preliminary agenda for details.	\$230	\$345	\$230	\$345

HOTEL INFORMATION

You must be registered for the ACWA conference in order to receive hotel reservation information and conference special room rates. **Conference special rates are available August 21 – November 6**, based on availability.

HOTEL & ROOM RATES

Renaissance Esmeralda \$215 per night* + \$10 discounted resort fee

Hyatt Regency \$209 per night* (resort fee waived)

Miramonte \$209 per night* (resort fee waived) reserve by Oct. 13

* Plus applicable state/local taxes & fees

HEALTH & SAFETY

Please check [ACWA's conference page HERE](#) for current health & safety information.

IMPORTANT DATES

The conference hotel room block opens on August 21, 2023.

Deadline for group rate is November 6, 2023

For those **registering for conference prior to August 21**, information on how to reserve your hotel room will be provided via e-mail on August 21.

For those registering for conference from **August 21 to November 6**, your **confirmation e-mail** will include the information on how to reserve your hotel room and an opportunity to receive the conference special hotel rates.