



BEAUMONT-CHERRY VALLEY WATER DISTRICT
560 Magnolia Avenue, Beaumont, CA 92223

**NOTICE AND AGENDA
MEETING OF THE FINANCE AND AUDIT COMMITTEE
of the Board of Directors**

*This meeting is hereby noticed pursuant to
California Government Code Section 54950 et. seq. and
under the provisions of Assembly Bill 361 and BCVWD Resolution 2022-09*

Thursday, May 5, 2022 - 3:00 p.m.
560 Magnolia Avenue, Beaumont, CA 92223

COVID-19 NOTICE

This meeting of the Finance & Audit Committee is open to the public who would like to attend in person. COVID-19 safety guidelines are in effect pursuant to the Cal/OSHA COVID-19 Prevention Emergency Temporary Standards and the California Department of Public Health Recommendations

- **Face coverings are recommended for vaccinated and unvaccinated persons and must be properly worn over the nose and mouth at all times**
- **Maintain 6 feet of physical distancing from others in the building who are not in your party**
- **There will be no access to restrooms in the building**

TELECONFERENCE NOTICE

The BCVWD F&A Committee members will attend in person at the BCVWD Administrative Office or via Zoom Video Conference

To access the Zoom conference, use the link below:

<https://us02web.zoom.us/j/81357113079?pwd=QTZYV2RZTVBNQ1lqQ2FkTEpXNFdUUT09>

To telephone in, please dial: (669) 900-9128
Enter Meeting ID: 813 5711 3079
Enter Passcode: 346756

*For Public Comment, use the “**Raise Hand**” feature if on the video call when prompted. If dialing in, please **dial *9 to “Raise Hand”** when prompted*

Meeting materials are available on the BCVWD’s website:
<https://bcvwd.org/document-category/fa-committee-agendas/>

FINANCE & AUDIT COMMITTEE MEETING – MAY 5, 2022

CALL TO ORDER

VERIFICATION OF TELECONFERENCE PARTICIPATION

ROLL CALL

	David Hoffman, Chair
	Lona Williams

	Covington (alternate)
--	-----------------------

PUBLIC INPUT

PUBLIC COMMENT: RAISE HAND OR PRESS *9 for Public Comment or to request to speak when prompted. At this time, any person may address the Finance and Audit Committee on matters within its jurisdiction which are not on the agenda. However, any non-agenda matters that require action will be referred to staff for a report and possible action at a subsequent meeting. Please limit your comments to three minutes. Sharing or passing time to another speaker is not permitted.

ACTION ITEMS

1. **Adjustments to the Agenda:** In accordance with Government Code Section 54954.2, additions to the agenda require a 2/3 vote of the legislative body, or if less than 2/3 of the members are present, a unanimous vote of those members present, which makes the determination that there is a need to take action, and the need to take action arose after the posting of the agenda.
 - a. Item(s) to be removed or continued from the Agenda
 - b. Emergency Item(s) to be added to the Agenda
 - c. Changes to the order of the agenda
2. **Review and Acceptance of the Minutes of the Finance and Audit Committee**
Minutes may be accepted by consensus
 - a. April 7, 2022 Regular Meeting (pages 5 - 8)
3. **Receive and File the Check Register for the Month of March 2022** (pages 9 - 28)
4. **Financial Reports/Recommendations**
 - a. Review of the March 2022 Budget Variance Reports (pages 29 - 33)
 - b. Review of the March 31, 2022 Cash/Investment Balance Reports (pages 34 - 35)
 - c. Review of Check Register for the Month of April 2022 (pages 36 - 51)
 - d. Review of April 2022 Invoices Pending Approval (pages 52 - 53)
5. **Expense and Per Diem Compensation Claims Submitted for Approval** (pages 54 – 66)

6. **UB Statistics and Cash Flows (last report)** (pages 67 - 70)
7. **Other Post-Employment Benefits (OPEB) Trust Provider Discussion and Possible Action** (pages 71 - 89)
8. **Analysis: Year-To-Date Electric Cost**(pages 90 - 94)
9. **Report on Public Outreach Expenditures** (pages 95 - 96)
10. **Action List for Future Meetings**
 - Chandler Asset Management update
 - Procurement of additional water supplies

ANNOUNCEMENTS – *Pursuant to Resolution 2022-09, BCVWD Board and Committee meetings may be held via Teleconference only:*

- Regular Board Meeting: Wednesday, May 11, 2022 at 6 p.m.
- Personnel Committee Meeting: Tuesday, May 17, 2022 at 5:30 p.m.
- San Geronio Pass Regional Water Alliance: Wednesday, May 25, 2022 at 5 p.m.
- Engineering Workshop: Thursday, May 26, 2022 at 6 p.m.
- Beaumont Basin Watermaster Committee: Wednesday, Jun. 1, 2022 at 11 a.m.
- Finance and Audit Committee Meeting: Thursday, June 2, 2022 at 3 p.m.

ADJOURNMENT

AVAILABILITY OF AGENDA MATERIALS - Agenda exhibits and other writings that are disclosable public records distributed to all or a majority of the members of the Beaumont-Cherry Valley Water District Finance and Audit Committee in connection with a matter subject to discussion or consideration at a meeting of the Finance and Audit Committee are available for public inspection in the District's office, at 560 Magnolia Avenue, Beaumont, California ("District Office"). If such writings are distributed to members of the Committee less than 72 hours prior to the meeting, they will be available from the District Office at the same time as they are distributed to Committee Members, except that if such writings are distributed one hour prior to, or during the meeting, they will be made available on the District website: www.bcvwd.org.

REVISIONS TO THE AGENDA - In accordance with §54954.2(a) of the Government Code (Brown Act), revisions to this Agenda may be made up to 72 hours before the Finance and Audit Committee Meeting, if necessary, after mailings are completed. Interested persons wishing to receive a copy of the set Agenda may pick one up at the District Office, located at 560 Magnolia Avenue, Beaumont, California, up to 72 hours prior to the Finance and Audit Committee Meeting.

REQUIREMENTS RE: DISABLED ACCESS - In accordance with Government Code §54954.2(a), requests for a disability related modification or accommodation, including auxiliary aids or services, in order to attend or participate in a meeting, should be made to the District Office, at least 48 hours in advance of the meeting to ensure availability of the requested service or accommodation. The District Office may be contacted by telephone at (951) 845-9581, email at info@bcvwd.org or in writing at the Beaumont-Cherry Valley Water District, 560 Magnolia Avenue, Beaumont, California 92223.

CERTIFICATION OF POSTING

A copy of the foregoing notice was posted near the regular meeting place of the Finance and Audit Committee of the Beaumont-Cherry Valley Water District and to its website at least 72 hours in advance of the meeting (Government Code §54954.2(a)).



BEAUMONT-CHERRY VALLEY WATER DISTRICT
560 Magnolia Avenue, Beaumont, CA 92223

MINUTES OF THE FINANCE AND AUDIT COMMITTEE MEETING
Thursday, April 7, 2022 at 10:00 a.m.

CALL TO ORDER

Chair Hoffman called the meeting to order at 10:01 a.m.

Announcement of Teleconference Participation

Both directors were present in the conference room.

Attendance

Directors present:	Director Hoffman and Director Williams
Directors absent:	None
Staff present:	General Manager Dan Jagers Director of Finance and Administrative Services Kirene Manini, PhD Director of Information Technology Robert Rasha Senior Finance and Administrative Analyst Bill Clayton Senior Accountant Sylvia Molina Accounting Technician Erica Gonzales Administrative Assistant Cenica Smith
Members of the public who registered:	None

PUBLIC INPUT: None.

ACTION ITEMS

1. Adjustments to the Agenda:

General Manger Jagers drew attention to updated exhibits for Item 6. These will be available on the website.

2. Review and Acceptance of the Minutes of the Finance and Audit Committee meeting

The Committee accepted the minutes of the Finance and Audit Committee Regular Meeting of March 3, 2022 by consensus.

3. Receive and file the Check Register for the Month of February 2022

The Committee received and filed the February 2022 Check Register as presented.

4. Financial Reports/Recommendations

- a. Review of the February 2022 Budget Variance Reports
- b. Review of the February 28, 2022 Cash/Investment Balance Report
- c. Review of Check Register for the Month of March 2022
- d. Review of March 2022 Invoices Pending Approval

Chair Hoffman noted the variance of \$800,000 related to the decrease in interest.

Dr. Manini advised that assets had been moved from CalTRUST into US Bank for Chandler Asset Management, and she receives a daily email regarding activity. A regular customized report from Chandler will be forthcoming.

Ms. Gonzales clarified that unclaimed credit refund is generated by failed attempt to refund customer credit balances, usually upon end of service. It allows the account to be zeroed out.

Director Hoffman noted the \$15,000 payment to CV Strategies. President Williams explained that the 2022 contract is for a total of \$99,163. Hoffman pointed out this is a major expense and said he has a hard time visualizing the return on investment. President Williams explained costs such as production of the op-ed, and Mr. Jagers added the stormwater project, partnering with the community on storm mitigation, and one story was picked up nationally as well as by the Association of California Water Agencies (ACWA). The District's name is being recognized, he noted, and said more headway was made in January than in the previous year. To date, value is being received, Jagers indicated, but expenditures through the year must be monitored.

Hoffman asked if the ratepayers were being reached and, who the priority audience for communications is. Williams assured that the priority is the community and added that CV Strategies is also helping produce the Consumer Confidence Report (CCR) and a quarterly newsletter along with Facebook postings. Hoffman advised that he had not received a newsletter. Dr. Manini briefed on additional upcoming outreach items. Director Hoffman advised that he engages daily with ratepayers and has indicated that there will probably be some upcoming drought restrictions and rate considerations, which is difficult for them to grasp. He suggested communicating this in a gentle fashion. President Williams advised that next month's amount for CV Strategies will also be large.

Chair Hoffman asked about Legend Pump and Well and Weaver Grading; Mr. Jagers briefly explained the work. President Williams asked about the figures for Well 25. Ms. Gonzales explained it is being tracked separately, and Jagers pointed to ongoing grading operations.

In response to Chair Hoffman, Jagers explained the \$158,000 expense for purchase of radios for the AMR / AMI meters from Inland Water Works. A large quantity was ordered as they had been difficult to obtain, he said.

President Williams asked about the transfer of funds to Chandler Asset Management; Dr. Manini responded they were all wire transfers and documentation can be provided if desired.

After review and discussion, the Committee recommended presenting the Financial Reports to the Board for approval.

5. Expense and Per Diem Compensation Claims Submitted for Approval

The Committee acknowledged the reports.

6. Review of Revenues Loss, Accounts Receivable Balances, and Cash Flows as related to the ongoing COVID-19 Local State of Emergency

General Manager Jagers reminded that shutoffs had restarted in March and will affect this report. Mr. Clayton reviewed the report. He indicated that all revenue loss has now stopped, and this may not be something that is needed to continue to show. Jagers suggested one more month of reporting and explained the success with payment plans and resolution of issues that had been caused by the pandemic.

7. Chandler Asset Management update

No further discussion.

8. Procurement of additional water supplies (requested at 3/3/22 meeting)

General Manager Jagers advised that at the direction of the Board, replacement pipeline materials are being purchased in advance to have them on hand for upcoming projects.

Mr. Clayton reminded that this item had been requested by Director Covington.

Jagers reported conversation with Lance Eckhart of the San Geronio Pass Water Agency (SGPWA). The SGPWA is working on supporting the Bay-Delta Conveyance and projects that affect the State Water Project. Some of the State Water Contractors had opted out providing the ability to increase percentages.

Other activities moving forward are discussions with other local entities to secure additional groundwater, Jagers continued. He said he expects additional reportable items at a later time.

9. Action List for Future Meetings

- ~~Fleet Maintenance activities~~
- Chandler Asset Management update
- Procurement of additional water supplies
- Other Post-Employment Benefits (OPEB)

The Committee removed Fleet Maintenance activities and will reconsider in October.

ANNOUNCEMENTS

Chair Hoffman read the following announcements:

- External auditors will be performing the 2021 Audit Field Work the weeks beginning April 4, and 11, 2022.
- Regular Board Meeting: Wednesday, April 13, 2022 at 6 p.m.
- Personnel Committee Meeting: Tuesday, April 19, 2022 at 5:30 p.m.
- Engineering Workshop: Thursday, April 28, 2022 at 6 p.m.
- Finance and Audit Committee Meeting: Thursday, May 5, 2022 at 3 p.m.
- San Geronio Pass Regional Water Alliance: Wednesday, May 25, 2022 at 5 p.m.

Mr. Jagers added the potential for request of a Board member to attend the SGPWA meeting on Monday at 1:30 p.m.

Dr. Manini added the Ad Hoc Communications Committee on April 11, 2022 at 6 p.m.

ADJOURNMENT: 10:50 A.M.

DRAFT UNTIL APPROVED

David Hoffman, Chairman
to the Finance and Audit Committee
of the Beaumont-Cherry Valley Water District

Accounts Payable

Checks by Date - Detail by Check Date

User: wclayton
Printed: 3/31/2022 4:34 PM

Beaumont-Cherry Valley Water District

560 Magnolia Avenue
Beaumont CA 92223
(951) 845-9581
www.bcvwd.org



Check No	Vendor No Invoice No	Vendor Name Description	Check Date Reference	Void Checks	Check Amount
ACH	10085	CalPERS Retirement System	03/03/2022		
	1002056396	PR Batch 00001.03.2022 CalPERS 7% EE Deduction			1,343.54
	1002056396	PR Batch 00001.03.2022 CalPERS 8% ER Paid			923.17
	1002056396	PR Batch 00001.03.2022 CalPERS ER PEPRA			4,941.27
	1002056396	PR Batch 00001.03.2022 CalPERS 1% ER Paid			191.93
	1002056396	PR Batch 00001.03.2022 CalPERS 8% EE Paid			1,933.69
	1002056396	PR Batch 00001.03.2022 CalPERS ER Paid Classic			8,713.34
	1002056396	PR Batch 00001.03.2022 CalPERS 7.5% EE PEPRA			4,580.88
Total for this ACH Check for Vendor 10085:				0.00	22,627.82
ACH	10087	EDD	03/03/2022		
	925-0249-1	PR Batch 00001.03.2022 CA SDI			1,414.77
	925-0249-1	PR Batch 00001.03.2022 State Income Tax			4,818.00
	925-0249-1	PR Batch 00001.03.2022 State Income Tax Correction			6.78
Total for this ACH Check for Vendor 10087:				0.00	6,239.55
ACH	10094	U.S. Treasury	03/03/2022		
	270246231986070	PR Batch 00001.03.2022 Medicare Employer Portion			1,934.43
	270246231986070	PR Batch 00001.03.2022 Medicare Employee Portion			1,934.43
	270246231986070	PR Batch 00001.03.2022 FICA Employer Portion			8,271.52
	270246231986070	PR Batch 00001.03.2022 FICA Employee Portion			8,271.52
	270246231986070	PR Batch 00001.03.2022 Federal Income Tax Correction			184.70
	270246231986070	PR Batch 00001.03.2022 Federal Income Tax			12,870.54
Total for this ACH Check for Vendor 10094:				0.00	33,467.14
ACH	10141	Ca State Disbursement Unit	03/03/2022		
	38926830	PR Batch 00001.03.2022 Garnishment			288.46
	38926830	PR Batch 00001.03.2022 Garnishment			200.30
Total for this ACH Check for Vendor 10141:				0.00	488.76
ACH	10203	Voya Financial	03/03/2022		
	VB1450PP05 2022	PR Batch 00001.03.2022 Deferred Comp			350.00
Total for this ACH Check for Vendor 10203:				0.00	350.00
ACH	10264	CalPERs Supplemental Income Plans	03/03/2022		
	1002056399	PR Batch 00001.03.2022 CalPERS 457 %			77.17
	1002056399	PR Batch 00001.03.2022 CalPERS 457			1,271.15
	1002056399	PR Batch 00001.03.2022 ROTH-Post-Tax			25.00
	1002056399	PR Batch 00001.03.2022 457 Catch-Up			417.49
	1002056399	PR Batch 00001.03.2022 ROTH % Deduction			61.16
	1002056399	PR Batch 00001.03.2022 457 Loan Repayment			357.79
	1002056399	PR Batch 00001.03.2022 100% Contribution			480.22
Total for this ACH Check for Vendor 10264:				0.00	2,689.98

Check No	Vendor No Invoice No	Vendor Name Description	Check Date Reference	Void Checks	Check Amount
ACH	10895 28482328	Basic Pacific PR Batch 00001.03.2022 Flexible Spending Account (PT)	03/03/2022		154.18
Total for this ACH Check for Vendor 10895:				0.00	154.18
ACH	10984 1646154076406	MidAmerica Administrative & Retirement Solutions PR Batch 00001.03.2022 401(a) Deferred Comp	03/03/2022		1,043.60
Total for this ACH Check for Vendor 10984:				0.00	1,043.60
ACH	10138 HW201 Feb 2022	ARCO Business Solutions ARCO Fuel Charges 02/22-02/28/2022	03/03/2022		1,867.67
Total for this ACH Check for Vendor 10138:				0.00	1,867.67
12341	10382 7658 7717 7718 7720	Beaumont Power Equipment Inc Reissue - Weed Eater Repair Reissue - Hedge Trimmer Repair Reissue - Weed Eater Repair Reissue - Air Filter - Vibration Plate	03/03/2022		85.43 5.11 5.11 5.38
Total for Check Number 12341:				0.00	101.03
12342	UB*04767	Vivian Brady167 Refund Check	03/03/2022		20.56
Total for Check Number 12342:				0.00	20.56
12343	UB*04768	Rosio Brey Refund Check Refund Check Refund Check Refund Check Refund Check	03/03/2022		13.99 48.01 30.00 8.33 14.26
Total for Check Number 12343:				0.00	114.59
12344	UB*04698 01312022	Carl Brown Unclaimed Credit Refund	03/03/2022		3.50
Total for Check Number 12344:				0.00	3.50
12345	UB*04770	Yueling Chen Refund Check Refund Check Refund Check Refund Check Refund Check Refund Check	03/03/2022		9.82 11.35 28.17 2.49 5.72 3.45
Total for Check Number 12345:				0.00	61.00
12346	UB*04711 01302022	Stephen Cox Unclaimed Credit Refund	03/03/2022		1.75
Total for Check Number 12346:				0.00	1.75
12347	UB*04765	Elizabeth Garcia Yerena Refund Check Refund Check Refund Check Refund Check	03/03/2022		4.79 6.76 4.93 2.88
Total for Check Number 12347:				0.00	19.36

Check No	Vendor No Invoice No	Vendor Name Description	Check Date Reference	Void Checks	Check Amount
12348	UB*04516 01312022	Amee Gutierrez Unclaimed Credit Refund	03/03/2022		1.75
Total for Check Number 12348:				0.00	1.75
12349	UB*04772	Christine Harris Refund Check Refund Check	03/03/2022		250.00 266.87
Total for Check Number 12349:				0.00	516.87
12350	UB*04482 02162022	Adrian Horta Refund Check	03/03/2022		212.33
Total for Check Number 12350:				0.00	212.33
12351	UB*04773	Mary Juhl Refund Check Refund Check Refund Check	03/03/2022		239.07 7.35 3.58
Total for Check Number 12351:				0.00	250.00
12352	UB*04766	Sandi Kook Refund Check	03/03/2022		173.23
Total for Check Number 12352:				0.00	173.23
12353	UB*04771	Tina Liang Refund Check	03/03/2022		79.59
Total for Check Number 12353:				0.00	79.59
12354	UB*04764	Wesley Morris Refund Check Refund Check Refund Check Refund Check Refund Check	03/03/2022		29.72 96.86 17.34 9.80 21.32
Total for Check Number 12354:				0.00	175.04
12355	UB*04449 02012022	Oak Tree Design and Build Inc Construction Refund	03/03/2022	VOID 1,762.52	
Total for Check Number 12355:				1,762.52	0.00
12356	UB*04559 01102022	Cynthia Rosas Unclaimed Credit Refund	03/03/2022		3.50
Total for Check Number 12356:				0.00	3.50
12357	UB*03886 02142022	Jason Russell Unclaimed Credit Refund	03/03/2022		3.50
Total for Check Number 12357:				0.00	3.50
12358	UB*04769	Muneeb Tariq Refund Check	03/03/2022		125.72
Total for Check Number 12358:				0.00	125.72

Check No	Vendor No Invoice No	Vendor Name Description	Check Date Reference	Void Checks	Check Amount
12359	UB*04727 01242022	Melissa Thomson Unclaimed Credit Refund	03/03/2022		1.75
Total for Check Number 12359:				0.00	1.75
12360	UB*04702 02032022	AI Yan Zhao Unclaimed Credit Refund	03/03/2022		3.50
Total for Check Number 12360:				0.00	3.50
12361	10962 137247801	The ADT Security Corporation Fire Suppression System - 560 Magnolia Ave	03/03/2022		1,974.00
Total for Check Number 12361:				0.00	1,974.00
12362	10003 47565	All Purpose Rental Trenching Shovels - Units 3 and 4	03/03/2022		55.92
Total for Check Number 12362:				0.00	55.92
12363	10144 LYUM1606167 LYUM1606168 LYUM1609704 LYUM1609705	AlSCO Inc Cleaning Mats/Shop Towels 12th/Palm Feb 2022 Cleaning Mats/Air Fresheners 560 Magnolia Feb 2022 Cleaning Mats/Shop Towels 12th/Palm Feb 2022 Cleaning Mats/Air Fresheners 560 Magnolia Feb 2022	03/03/2022		38.52 55.36 38.52 55.36
Total for Check Number 12363:				0.00	187.76
12364	10695 2225	B-81 Paving Inc 3 Service Leak Repairs & 3 Mainline Leak Repairs	03/03/2022		8,076.75
Total for Check Number 12364:				0.00	8,076.75
12365	10335 71056	Beaumont Safe & Lock Deadbolt - Well 21	03/03/2022		43.05
Total for Check Number 12365:				0.00	43.05
12366	10774 888339 888341 888342 888344	Jesus Camacho (20) Truck Washes Jan 2022 (19) Truck Washes Feb 2022 (20) Truck Washes Feb 2022 (19) Truck Washes Feb 2022	03/03/2022		215.00 200.00 215.00 200.00
Total for Check Number 12366:				0.00	830.00
12367	10822 28096392 28096392 28098391 28098391 28098391 28098391	Canon Financial Services, Inc Contract Charge - 02/01-02/28/2022 - 12th/Palm Meter Usage - 01/01-01/31/2022 Contract Charge - 02/01-02/28/2022 - 560 Magnolia Meter Usage - 01/01-01/31/2022 Meter Usage - 01/01-01/31/2022 Contract Charge - 02/01-02/28/2022 - 851 E 6th St	03/03/2022		235.78 81.56 329.33 456.19 0.05 238.56
Total for Check Number 12367:				0.00	1,341.47
12368	10614 36712 36712 36815 36855 36855 36866 36866	Cherry Valley Automotive Oil/Filter - Unit 33/OD 57,448 Labor - Oil/Filter - Unit 33/OD 57,448 Flat Repair - Unit 3/OD 74,244 2 Tires - Compressor Trailer Labor - 2 Tires - Compressor Trailer 2 Tires - Unit 37/OD 45,092 Labor - 2 Tires - Unit 37/OD 45,092	03/03/2022		52.10 20.00 20.00 35.20 40.00 289.80 40.00
Total for Check Number 12368:				0.00	497.10

Check No	Vendor No Invoice No	Vendor Name Description	Check Date Reference	Void Checks	Check Amount
12369	10016	City of Beaumont	03/03/2022		
	EP2022-0018	EP0018 - 10th St & Cherry Ave			490.63
	EP2022-0019	EP0019 - 870 Wellwood Ave Alley			490.63
	EP2022-0037	EP0037 - 1490 E 6th St			490.63
	EP2022-0039	EP0039 - 450 Cyrise Lane			490.63
Total for Check Number 12369:				0.00	1,962.52
12370	10112	Cla-Val	03/03/2022		
	838453	Labor/Travel - Cla Valves - Lower Edgar Canyon Tank			1,675.00
	838453	Cla Valves - Lower Edgar Canyon Tank			1,398.37
Total for Check Number 12370:				0.00	3,073.37
12371	10964	CMTA	03/03/2022		
	200003703	Investment Policy Certification Application Fee			270.00
Total for Check Number 12371:				0.00	270.00
12372	10266	Cozad & Fox Inc.	03/03/2022		
	18031	Design Services for 2020-2021 Pipeline Replacement Project			6,270.40
Total for Check Number 12372:				0.00	6,270.40
12373	10772	CV Strategies	03/03/2022		
	6581	Strategic Communication Services - January 2022			15,600.00
Total for Check Number 12373:				0.00	15,600.00
12374	10942	Diamond Environmental Services LP	03/03/2022		
	0003760275	(2) Rental and Service Handicap Restrooms - 02/14-03/13/2022			238.55
	0003760276	(1) Rental and Service Portable Restroom - 02/14-03/13/2022			93.76
Total for Check Number 12374:				0.00	332.31
12375	10600	Gaucha Pest Control Inc.	03/03/2022		
	03022022	NCR I Rodent Control Mar 2022			1,000.00
Total for Check Number 12375:				0.00	1,000.00
12376	10303	Grainger Inc	03/03/2022		
	9224323940	Rebuild Kit - District Backflow Tester			55.33
	9224323957	(10) Polypropylene 90 Elbow - District Backflow Tester			31.46
	9224323965	(10) Low Lead Brass Needle Valves - District Backflow Tester			20.46
	9224323965	(10) Low Lead Brass Needle Valves - District Backflow Tester			122.74
	9224323965	(4) 1/2" Tank Level Switches -District Chlorinators			71.29
	9224323973	(10) Polypropylene 1/4 Swivel Branch Tee - District Backflow Test			62.05
	9224323973	1/8 x 1/8 x 1/8 Brass Tee - District Backflow Tester			63.83
Total for Check Number 12376:				0.00	427.16
12377	10273	Inland Water Works Supply Co.	03/03/2022		
	S1047919.004	100W+3Port ERT's Encoder w/Integral Connector			110,241.18
	S1051514.009	Air Vac Valve 4			3,899.97
	S1051514.010	06 Elbow - 90 MJ			975.70
	S1051622.001	Security Seals			101.37
	S1051622.001	100W+3Port ERT's Encoder w/Integral Connector			39,598.13
	S1052541.003	Bundle of Purple Whiskers for Street Marking			147.84
	S1052541.003	Bundle of Blue Whiskers for Street Marking			92.39
	S1052541.003	Bundle of Blue Whiskers for Street Marking			51.74
	S1052542.003	1 MIL. UP509 Brass Swing Check Valve			6,356.56
	S1052547.004	1 MIL. UP509 Brass Swing Check Valve			693.44
	S1052549.003	1 MIL. UP509 Brass Swing Check Valve			6,356.56
	S1052550.003	1 MIL. UP509 Brass Swing Check Valve			6,356.56
	S1052551.004	1 MIL. UP509 Brass Swing Check Valve			577.87
	S1052551.004	Copper Tubing 1			2,872.61
Total for Check Number 12377:				0.00	178,321.92

Check No	Vendor No Invoice No	Vendor Name Description	Check Date Reference	Void Checks	Check Amount
12378	10809	Inner-City Auto Repair & Tires	03/03/2022		
	2506	Labor - 2 Tires/Oil/Filter/Shocks - Unit 16/OD 125,554			400.00
	2506	2 Tires/Oil/Filter/Shocks - Unit 16/OD 125,554			980.82
	2516	Tie Rods/Ball Joints/Steering Stabilizer - Unit 16/OD 125,555			760.00
	2516	Labor - Tie Rods/Ball Joints/Steering Stabilizer - Unit 16/OD 125,555			665.00
	2527	Labor - Tire - Unit 4/OD 59,581			25.00
	2527	Tire - Unit 4/OD 59,581			168.72
	2532	Oil/Filter - Unit 41/OD 22,793			69.48
	2532	Labor - Oil/Filter - Unit 41/OD 22,793			20.00
	2536	Hose/Housing/Oil & Fuel Fltr/Hose Kit - Unit 5/OD 80,549			739.39
	2536	Labor - Hose/Housing/Oil & Fuel Fltr/Hose Kit - Unit 5/OD 80,549			475.00
Total for Check Number 12378:				0.00	4,303.41
12379	10608	Koff & Associates	03/03/2022		
	014065	Classification Study - January 2022			2,557.50
	014066	Compensation Study - January 2022			2,015.00
Total for Check Number 12379:				0.00	4,572.50
12380	10429	Legend Pump & Well Service Inc	03/03/2022		
	57198	Well 23 Rehabilitation Project			11,200.00
Total for Check Number 12380:				0.00	11,200.00
12381	10056	RDO Equipment Co. Trust# 80-5800	03/03/2022		
	P5488035	Teeth/Pins/Keys - Backhoe			221.88
Total for Check Number 12381:				0.00	221.88
12382	10867	Recycled Aggregate Materials Co, Inc.	03/03/2022		
	382816	Base for Leak Repairs			225.00
	382816	Base for Leak Repairs			225.00
Total for Check Number 12382:				0.00	450.00
12383	10997	Redistricting Insights, LLC	03/03/2022		
	INV04427	Redistricting Services - Feb 2022			2,800.00
Total for Check Number 12383:				0.00	2,800.00
12384	10095	Riverside County Dept of Waste Resources	03/03/2022		
	202201000339	Weeds/Trash Removal NCR I Jan 2022			454.31
Total for Check Number 12384:				0.00	454.31
12385	10689	Safety Compliance Company	03/03/2022		
	206699	Safety Meeting - Accident Investigation - 02/02/2022			250.00
Total for Check Number 12385:				0.00	250.00
12386	10989	Shannon Anglin	03/03/2022		
	02162022	Notary Service			55.00
Total for Check Number 12386:				0.00	55.00

Check No	Vendor No Invoice No	Vendor Name Description	Check Date Reference	Void Checks	Check Amount
12387	10770 SI3002456 SI3002456	Sulzer Electro-Mechanical Services, Inc Well 23 800 HP Motor Repairs (Labor) Well 23 800 HP Motor Repairs (Material)	03/03/2022		5,384.00 4,475.71
Total for Check Number 12387:				0.00	9,859.71
12388	10063 188209 188234	The Record Gazette Public Hearing Notice - Redistricting Public Hearing Notice - Redistricting	03/03/2022		770.00 381.15
Total for Check Number 12388:				0.00	1,151.15
12389	10255 0448353-IN 0449343-IN 0449344-IN 0449507-IN	Unlimited Services Building Maintenance COVID Disinfecting - 01/14/2022 & 01/21/2022 - 560 Magnolia Ave Mar 2022 Janitorial Services for 815 E 12th St Mar 2022 Janitorial Services for 560 Magnolia Ave Mar 2022 Janitorial Services for 851 E 6th St	03/03/2022		800.00 150.00 845.00 160.00
Total for Check Number 12389:				0.00	1,955.00
12390	10778 6987	Urban Habitat Landscape Contract Service - Feb 2022	03/03/2022		5,140.50
Total for Check Number 12390:				0.00	5,140.50
12391	10383 22-0118	Weaver Grading Inc Noble-MDP Line 16 Grading	03/03/2022		63,142.50
Total for Check Number 12391:				0.00	63,142.50
12392	10651 24557a 26610	Weldors Supply and Steel, Inc Welding Supplies for District Weldor Flammable Gas for District Weldor	03/03/2022		576.04 100.72
Total for Check Number 12392:				0.00	676.76
12393	10420 1H4N-1QXF-9JFF 1P4H-NXXG-C61P	Amazon Capital Services, Inc. Locking Security Mailbox - 13695 Oak Glen Rd Returned Lock Out Tag Out Kits	03/03/2022		138.99 -63.52
Total for Check Number 12393:				0.00	75.47
12394	10174 300187175	GFOA Cash Flow Forecasting Webinar - W Clayton	03/03/2022		85.00
Total for Check Number 12394:				0.00	85.00
Total for 3/3/2022:				1,762.52	397,454.19
ACH	10138 HW201 Mar 2022	ARCO Business Solutions ARCO Fuel Charges 03/01-03/07/2022	03/10/2022		2,647.23
Total for this ACH Check for Vendor 10138:				0.00	2,647.23
ACH	10901 03012022 Dental 03012022 Vision	Ameritas Life Insurance Corp. Ameritas Dental March 2022 Ameritas Vision March 2022	03/10/2022		1,985.68 392.76
Total for this ACH Check for Vendor 10901:				0.00	2,378.44

Check No	Vendor No Invoice No	Vendor Name Description	Check Date Reference	Void Checks	Check Amount
ACH	10902 53743680213171	Colonial Life Col Life Premiums Feb 2022	03/10/2022		4,410.02
Total for this ACH Check for Vendor 10902:				0.00	4,410.02
ACH	10903 4374241442	The Lincoln National Life Insurance Company Life & ADD EE/ER Insurance March 2022	03/10/2022		729.99
Total for this ACH Check for Vendor 10903:				0.00	729.99
ACH	10288 1002046995 1002046995 1002046995 1002046995 1002047003 1002047003	CalPERS Health Fiscal Services Division Active Employees Health Ins Mar 2022 Admin Fee for Retired Emp Health Ins Mar 2022 Admin Fee for Health Ins Mar 2022 Retired Employees Health Ins Mar 2022 Active Non CalPers Member Health Ins Mar 2022 Admin Fee Non CalPers Member Health Ins Mar 2022	03/10/2022		68,727.16 13.67 171.82 2,370.00 1,871.43 4.68
Total for this ACH Check for Vendor 10288:				0.00	73,158.76
12395	UB*04449 03102022	Oak Tree Design and Build Inc Reissue - Construction Refund	03/10/2022		1,762.52
Total for Check Number 12395:				0.00	1,762.52
Total for 3/10/2022:				0.00	85,086.96
ACH	10030 700154530138Feb 700154530138Feb 700154530138Feb 700154530138Feb 700154530138Feb 700154530138Feb 700154530138Jan 700359906319Feb 700359906319Feb 700359906319Feb	Southern California Edison Electricity 01/24-02/22/2022 - 560 Magnolia Ave Electricity 01/20-02/16/2022 - 815 E 12th Ave Electricity 01/24-02/22/2022 - 9781 Avenida Miravilla Electricity 01/24-02/22/2022 - Well 25 Electricity 01/20-02/22/2022 - Wells Electricity 01/14-12/12/2022 - 851 E 6th St Electricity 12/20/2021-01/20/2022 - Well 12 - Jan Electricity 01/24-02/22/2022 - 12303 Oak Glen Rd Electricity 01/24-02/22/2022 - 13695 Oak Glen Rd Electricity 01/24-02/22/2022 - 13697 Oak Glen Rd	03/15/2022		1,564.22 425.17 103.70 47,742.66 85,853.67 189.98 1,263.78 294.60 223.44 165.46
Total for this ACH Check for Vendor 10030:				0.00	137,826.68
ACH	10031 3499560932 3500022632 3500549357 3500549361 3500549363 3500549365 3500549368 3501230903	Staples Business Advantage Office Supplies Office Supplies Office Supplies Office Supplies Office Supplies Office Supplies Office Supplies Office Supplies	03/15/2022		32.64 43.61 30.70 110.30 25.20 38.45 31.78 9.15
Total for this ACH Check for Vendor 10031:				0.00	321.83
ACH	10042 07132135000Feb	Southern California Gas Company Monthly Gas Charges 01/28-03/01/2022	03/15/2022		15.78
Total for this ACH Check for Vendor 10042:				0.00	15.78

Check No	Vendor No Invoice No	Vendor Name Description	Check Date Reference	Void Checks	Check Amount
ACH	10052	Home Depot Credit Services	03/15/2022		
	02282022	(5) Heavy Duty Tarps - Districtwide			587.24
	02282022	Air Gun - Air Compressor			16.14
	02282022	Mulch - Air Vac Repair			21.53
	02282022	Security Lights - 12th/Palm			369.57
	02282022	Drill Bits/Saw Blades - Unit 5			75.36
	02282022	Extra Battery - Production Power Tools			160.55
	02282022	Torch Kit - Unit 33			77.52
	02282022	Roofing Supplies/Lights - Highland Springs Booster Building			795.95
Total for this ACH Check for Vendor 10052:				0.00	2,103.86
ACH	10132	South Coast AQMD	03/15/2022		
	3950631	ICE (50-500 HP) EM Elec Gen-Diesel - Fac ID 120877			880.30
	3952597	Flat Fee for Last Fiscal Year Emissions - Fac ID 120877			142.59
Total for this ACH Check for Vendor 10132:				0.00	1,022.89
ACH	10147	Online Information Services, Inc	03/15/2022		
	1112050	180 Credit Reports for Feb 2022			513.30
Total for this ACH Check for Vendor 10147:				0.00	513.30
ACH	10350	NAPA Auto Parts	03/15/2022		
	172597	Wipers/Wiper Fluid - Unit 32			46.84
	173042	Tire Repair Kit - Unit 4			25.31
	173231	Seat Covers - Unit 44			178.85
	173651	Latex Gloves - 12th/Palm			77.56
	173802	Ratchet/Socket Set - Unit 44			104.47
	174031	Break Lights - Unit 5			24.77
	174049	Tank Switch - Unit 4			6.45
Total for this ACH Check for Vendor 10350:				0.00	464.25
Total for 3/15/2022:				0.00	142,268.59
ACH	10138	ARCO Business Solutions	03/17/2022		
	HW201 Mar 2022	ARCO Fuel Charges 03/08-03/14/2022			2,352.14
Total for this ACH Check for Vendor 10138:				0.00	2,352.14
ACH	10085	CalPERS Retirement System	03/17/2022		
	1002067466	PR Batch 00002.03.2022 CalPERS 7% EE Deduction			1,343.54
	1002067466	PR Batch 00002.03.2022 CalPERS 7.5% EE PEPRA			4,613.21
	1002067466	PR Batch 00002.03.2022 CalPERS 8% ER Paid			895.10
	1002067466	PR Batch 00002.03.2022 CalPERS 8% EE Paid			2,111.40
	1002067466	PR Batch 00002.03.2022 CalPERS 1% ER Paid			191.93
	1002067466	PR Batch 00002.03.2022 CalPERS ER PEPRA			4,976.14
	1002067466	PR Batch 00002.03.2022 CalPERS ER Paid Classic			9,010.21
Total for this ACH Check for Vendor 10085:				0.00	23,141.53
ACH	10087	EDD	03/17/2022		
	1-037-957-728	PR Batch 00002.03.2022 State Income Tax Correction			69.45
	1-037-957-728	PR Batch 00002.03.2022 State Income Tax			4,991.22
	1-037-957-728	PR Batch 00002.03.2022 CA SDI			1,457.62
Total for this ACH Check for Vendor 10087:				0.00	6,518.29

Check No	Vendor No Invoice No	Vendor Name Description	Check Date Reference	Void Checks	Check Amount
ACH	10094	U.S. Treasury	03/17/2022		
	270247625767289	PR Batch 00002.03.2022 FICA Employer Portion			8,384.07
	270247625767289	PR Batch 00002.03.2022 Medicare Employer Portion			1,960.78
	270247625767289	PR Batch 00002.03.2022 FICA Employee Portion			8,384.07
	270247625767289	PR Batch 00002.03.2022 Medicare Employee Portion			1,960.78
	270247625767289	PR Batch 00002.03.2022 Federal Income Tax			13,343.73
	270247625767289	PR Batch 00002.03.2022 Federal Income Tax Correction			-56.16
Total for this ACH Check for Vendor 10094:				0.00	33,977.27
ACH	10141	Ca State Disbursement Unit	03/17/2022		
	39091117	PR Batch 00002.03.2022 Garnishment			288.46
	39091117	PR Batch 00002.03.2022 Garnishment			200.30
Total for this ACH Check for Vendor 10141:				0.00	488.76
ACH	10203	Voya Financial	03/17/2022		
	VB1450PP06 2022	PR Batch 00002.03.2022 Deferred Comp			350.00
Total for this ACH Check for Vendor 10203:				0.00	350.00
ACH	10264	CalPERs Supplemental Income Plans	03/17/2022		
	1002067473	PR Batch 00002.03.2022 100% Contribution			720.33
	1002067473	PR Batch 00002.03.2022 CalPERS 457 %			81.61
	1002067473	PR Batch 00002.03.2022 457 Catch-Up			417.49
	1002067473	PR Batch 00002.03.2022 457 Loan Repayment			357.79
	1002067473	PR Batch 00002.03.2022 CalPERS ER Paid- GM contract			5,000.00
	1002067473	PR Batch 00002.03.2022 ROTH % Deduction			61.16
	1002067473	PR Batch 00002.03.2022 CalPERS 457			1,271.15
	1002067473	PR Batch 00002.03.2022 ROTH-Post-Tax			25.00
Total for this ACH Check for Vendor 10264:				0.00	7,934.53
ACH	10895	Basic Pacific	03/17/2022		
	28690917	PR Batch 00002.03.2022 Flexible Spending Account (PT)			154.18
Total for this ACH Check for Vendor 10895:				0.00	154.18
ACH	10984	MidAmerica Administrative & Retirement Solutions	03/17/2022		
	1647387133438	PR Batch 00002.03.2022 401(a) Deferred Comp			1,043.60
Total for this ACH Check for Vendor 10984:				0.00	1,043.60
1980	10387	Franchise Tax Board	03/17/2022		
	03172022PP06	PR Batch 00002.03.2022 Garnishment FTB			109.03
Total for Check Number 1980:				0.00	109.03
12396	UB*04777	Alex Acevedo	03/17/2022		
		Refund Check			5.27
		Refund Check			2.99
		Refund Check			197.28
		Refund Check			5.14
Total for Check Number 12396:				0.00	210.68
12397	UB*04782	Antoinete Aranda	03/17/2022		
		Refund Check			199.43
Total for Check Number 12397:				0.00	199.43

Check No	Vendor No Invoice No	Vendor Name Description	Check Date Reference	Void Checks	Check Amount
12398	UB*04784	Christopher Burris	03/17/2022		
		Refund Check			7.99
		Refund Check			4.62
		Refund Check			0.35
		Refund Check			19.01
		Refund Check			21.22
		Refund Check			2.54
Total for Check Number 12398:				0.00	55.73
12399	UB*04774	Kimberly Carranza	03/17/2022		
		Refund Check			167.00
Total for Check Number 12399:				0.00	167.00
12400	UB*04776	Maria Casteneda	03/17/2022		
		Refund Check			537.52
		Refund Check			2.38
Total for Check Number 12400:				0.00	539.90
12401	UB*04787	Richard Constantine	03/17/2022		
		Refund Check			11.20
		Refund Check			19.21
		Refund Check			20.28
		Refund Check			145.66
Total for Check Number 12401:				0.00	196.35
12402	UB*04781	Natalie Fernandez	03/17/2022		
		Refund Check			3.32
		Refund Check			35.00
Total for Check Number 12402:				0.00	38.32
12403	UB*04779	Hugo Cesar Garcia Pineta	03/17/2022		
		Refund Check			91.15
Total for Check Number 12403:				0.00	91.15
12404	UB*04775	Audrey & Stanley Green	03/17/2022		
		Refund Check			34.09
		Refund Check			23.31
		Refund Check			16.11
		Refund Check			1.42
		Refund Check			29.99
		Refund Check			3.16
		Refund Check			20.45
Total for Check Number 12404:				0.00	128.53
12405	UB*04788	Lydia Martinez	03/17/2022		
		Refund Check			146.13
Total for Check Number 12405:				0.00	146.13
12406	UB*04790	Roy Nierman	03/17/2022		
		Refund Check			0.78
		Refund Check			7.46
		Refund Check			0.82
		Refund Check			0.45
Total for Check Number 12406:				0.00	9.51

Check No	Vendor No Invoice No	Vendor Name Description	Check Date Reference	Void Checks	Check Amount
12407	UB*04778	Olafeyide Ojeisekhoba	03/17/2022		
		Refund Check			8.76
		Refund Check			44.88
		Refund Check			15.00
		Refund Check			17.79
		Refund Check			76.95
		Refund Check			116.01
		Refund Check			11.99
Total for Check Number 12407:				0.00	291.38
12408	UB*04783	Opendoor Labs Inc	03/17/2022		
		Refund Check			106.47
		Refund Check			6.02
		Refund Check			6.36
		Refund Check			3.52
Total for Check Number 12408:				0.00	122.37
12409	UB*04780	Brianna Presley	03/17/2022		
		Refund Check			210.58
Total for Check Number 12409:				0.00	210.58
12410	UB*04785	RSI Communities-California LLC	03/17/2022		
		Refund Check			990.57
Total for Check Number 12410:				0.00	990.57
12411	UB*04789	Eric Rutledge	03/17/2022		
		Refund Check			5.08
Total for Check Number 12411:				0.00	5.08
12412	UB*04786	Gene & Anne Zimmerman	03/17/2022		
		Refund Check			64.43
Total for Check Number 12412:				0.00	64.43
12413	10000	A C Propane Co	03/17/2022		
	25604	Propane Refill Feb 2022 - 9781 Avenida Miravilla			-375.41
	25604	Propane Refill Feb 2022 - 9781 Avenida Miravilla			375.41
	25604	Propane Refill Feb 2022 - 9781 Avenida Miravilla			375.41
	25605	Propane Refill Feb 2022 - 13697 Oak Glen Rd			-570.30
	25605	Propane Refill Feb 2022 - 13697 Oak Glen Rd			570.30
	25605	Propane Refill Feb 2022 - 13697 Oak Glen Rd			570.30
	25606	Propane Refill Feb 2022 - 13695 Oak Glen Rd			-270.35
	25606	Propane Refill Feb 2022 - 13695 Oak Glen Rd			490.55
	25606	Propane Refill Feb 2022 - 13695 Oak Glen Rd			270.35
Total for Check Number 12413:				0.00	1,436.26
12414	10792	A-1 Financial Services	03/17/2022		
	04012022	April 2022 Rent - 851 E. 6th St Eng. Office			2,131.64
Total for Check Number 12414:				0.00	2,131.64
12415	10001	Action True Value Hardware	03/17/2022		
	5359	Sand Bags - Districtwide			26.67
	5359	Gloves - Field Staff			30.15
	5359	PVC Pipe/Coupling/Elbow/Glue - Unit 4			40.74
	5359	Tire Pressure Gauge - Unit 4			10.76
Total for Check Number 12415:				0.00	108.32

Check No	Vendor No Invoice No	Vendor Name Description	Check Date Reference	Void Checks	Check Amount
12416	10420	Amazon Capital Services, Inc.	03/17/2022		
	193K-D49F-LV9H	6 Stethoscopes - Production for Electric Motors and Valves			109.56
	1JTK-36YV-MHCD	Office Supplies			30.64
	1X7X-TJND-D74C	Vinyl - Signs for Well Buildings			59.22
Total for Check Number 12416:				0.00	199.42
12417	10893	Anthem Blue Cross EAP	03/17/2022		
	701083397948	EAP March 2022			75.95
Total for Check Number 12417:				0.00	75.95
12418	10695	B-81 Paving Inc	03/17/2022		
	2231	2 Service Leak Repairs			16,589.25
Total for Check Number 12418:				0.00	16,589.25
12419	10272	Babcock Laboratories Inc	03/17/2022		
	02282022	4 Nitrate Samples			67.20
	02282022	76 Coliform Water Samples			3,455.45
Total for Check Number 12419:				0.00	3,522.65
12420	10773	Bartel Associates, LLC	03/17/2022		
	22-167	GASB 75 Project - February 2022			1,970.00
Total for Check Number 12420:				0.00	1,970.00
12421	10271	Beaumont Ace Home Center	03/17/2022		
	02282022	General Supplies			810.68
	02282022	Pipeline Maintenance & Repair Supplies			7.25
	02282022	Pumping Equipment Supplies			202.46
	02282022	Production Tools			23.16
	02282022	Building Maintenance & Repair Supplies			423.54
	02282022	Safety Equipment Supplies			184.80
	02282022	Meter Maintenance Supplies			178.88
	02282022	Distribution Tools			291.93
Total for Check Number 12421:				0.00	2,122.70
12422	10382	Beaumont Power Equipment Inc	03/17/2022		
	7717	Hedge Trimmer Repair			51.65
	7718	Weed Eater Repair			137.40
Total for Check Number 12422:				0.00	189.05
12423	10179	Brian's Live Bee Removal	03/17/2022		
	35-266	Bee Removal from Valve Box			75.00
Total for Check Number 12423:				0.00	75.00
12424	10249	CDW Government LLC	03/17/2022		
	S539433	Virus Protection and Malware Defense			4,578.45
Total for Check Number 12424:				0.00	4,578.45
12425	10614	Cherry Valley Automotive	03/17/2022		
	0037064	1 Tire - Unit 16/ OD 123,529			173.58
	0037064	Labor - 1 Tire - Unit 16/ OD 123,529			20.00
	36801	Flat Repair - Unit 37/OD 44,852			20.00
	36855	Tires - Trailer/Compressor			130.00
Total for Check Number 12425:				0.00	343.58

Check No	Vendor No Invoice No	Vendor Name Description	Check Date Reference	Void Checks	Check Amount
12426	10016 261701 Jan-Feb EP2022-0054	City of Beaumont Monthly Sewer Charges 01/01-03/01/2022 EP0054 - 1595 Leland St	03/17/2022		70.20 490.63
Total for Check Number 12426:				0.00	560.83
12427	11038 30534519	Clark Pest Control Quarterly Pest Control - 560 Magnolia Ave	03/17/2022		195.00
Total for Check Number 12427:				0.00	195.00
12428	10772 6621	CV Strategies Strategic Communication Services - Feb 2022	03/17/2022		15,876.28
Total for Check Number 12428:				0.00	15,876.28
12429	10390 S1467240.001 S1467240.001 S1467240.001	Dangelo Company Meter Coupling 1 X 2 Meter Coupling 1 X 2.25 Meter Coupling 1 X 3	03/17/2022		1,853.84 1,293.00 527.97
Total for Check Number 12429:				0.00	3,674.81
12430	10631 03032022	Sandra Delgadillo Mileage Reimbursement - CSMFO Conference - S Delgadillo	03/17/2022		108.00
Total for Check Number 12430:				0.00	108.00
12431	10942 0003816919 0003816920	Diamond Environmental Services LP (2) Rental and Service Handicap Restrooms - 03/14-04/10/2022 (1) Rental and Service Portable Restroom - 03/14-04/10/2022	03/17/2022		238.55 93.76
Total for Check Number 12431:				0.00	332.31
12432	10854 03082022 03152022	Sabrina Foley Reimburse Mileage for PARMA Conference - S Foley Reimburse Mileage for JPIA HR Meeting - S Foley	03/17/2022		71.14 40.01
Total for Check Number 12432:				0.00	111.15
12433	11036 03032022	Erica Gonzales Mileage Reimbursement - CSMFO Conference - E Gonzales	03/17/2022		117.94
Total for Check Number 12433:				0.00	117.94
12434	10968 25594	Great Place to Work Institute, Inc Great Place to Work Certification - HR	03/17/2022		2,195.00
Total for Check Number 12434:				0.00	2,195.00
12435	10321 02252022	Julian Herrera Jr Boot Reimbursement - J Herrera	03/17/2022		200.00
Total for Check Number 12435:				0.00	200.00
12436	10937 DD02355 DD02355	Industrial Fire Protection Fire Extinguishers - Unit 44/45 4 Fire Extinguishers - Stock	03/17/2022		259.98 639.96
Total for Check Number 12436:				0.00	899.94

Check No	Vendor No Invoice No	Vendor Name Description	Check Date Reference	Void Checks	Check Amount
12437	10398	Infosend, Inc	03/17/2022		
	208113	Feb 2022 Processing Charges for Utility Billing			864.24
	208113	Feb 2022 Supply Charges for Utility Billing			631.74
	208114	Feb 2022 Postage Charges for Utility Billing			4,329.70
Total for Check Number 12437:				0.00	5,825.68
12438	10273	Inland Water Works Supply Co.	03/17/2022		
	S1052545.005	Curb Stop Lockwing FIP X FIP 1 Style (Lock-Off)			1,106.53
	S1052547.005	Curb Stop Lockwing FIP X FIP 1 Style (Lock-Off)			3,540.90
	S1053264.001	Meter Coupling 1 X 2-1/2			3,331.12
	S1053281.001	Meter Coupling 1 X 2-1/2			468.82
	S1053281.001	Meter Coupling 1 X 3			272.13
	S1053921.001	Materials & Supplies - MDP Line 16 Replacement Pipeline Project			2,626.87
	S1054000.001	Materials & Supplies - MDP Line 16 Replacement Pipeline Project			419.02
	S1054019.001	Materials & Supplies - MDP Line 16 Replacement Pipeline Project			1,860.83
	S1054034.001	Megalug 24			4,384.30
	S1054049.001	16 Gate Valve FLG			10,057.06
	S1054059.001	Flange 16 Dom Blind			2,033.83
	S1054059.001	Gasket Drop In FLG 16			202.74
	S1054059.001	Nuts and Bolts 16			291.44
	S1054075.001	Field Lok 24			3,572.91
Total for Check Number 12438:				0.00	34,168.50
12439	10809	Inner-City Auto Repair & Tires	03/17/2022		
	2599	Labor - Spark Plugs - Unit 4/OD 59,859			147.50
	2599	Spark Plugs - Unit 4/OD 59,859			170.94
Total for Check Number 12439:				0.00	318.44
12440	10608	Koff & Associates	03/17/2022		
	014147	Classification Study - February 2022			542.50
Total for Check Number 12440:				0.00	542.50
12441	10636	La Ti Da Studio	03/17/2022		
	1152	(3) Board of Directors Headshots			225.75
Total for Check Number 12441:				0.00	225.75
12442	10894	Liberty Dental Plan	03/17/2022		
	03012022	Liberty Dental - March 2022			254.75
Total for Check Number 12442:				0.00	254.75
12443	10143	Nobel Systems Inc	03/17/2022		
	15252	GIS Data Updates - Tr 31469-9 PW			1,800.00
	15253	GIS Data Updates - Tr 31469-9 PW			2,000.00
	15254	GIS Data Updates - Tr 31469-9 NPW			800.00
	15258	GIS Data Updates - Tr 31470-3 PW			1,600.00
	15259	GIS Data Updates - Tr 31470-4 PW			2,200.00
	15263	GIS Data Updates - Tr 31470-3 FTM BCVWD Easement			2,400.00
	15265	GIS Data Updates - Tr 37428 Delta 1 PW			2,000.00
Total for Check Number 12443:				0.00	12,800.00
12444	10223	Richards, Watson & Gershon	03/17/2022		
	235638	Legal Services Jan Board Approval 03/09/2022			3,977.44
Total for Check Number 12444:				0.00	3,977.44

Check No	Vendor No Invoice No	Vendor Name Description	Check Date Reference	Void Checks	Check Amount
12445	10171 22-72269	Riverside Assessor - County Recorder Feb 2022 Lien Fees	03/17/2022		20.00
Total for Check Number 12445:				0.00	20.00
12446	10689 207070	Safety Compliance Company Safety Meeting - Back Safety - 02/15/2022	03/17/2022		250.00
Total for Check Number 12446:				0.00	250.00
12447	10447 OP#35621 T2	State Water Resources Control Board - DWOC Certificate Renewal - Grade T2 - Op#35621 - J McCue	03/17/2022		60.00
Total for Check Number 12447:				0.00	60.00
12448	10063 00187876	The Record Gazette Legal Ad - Grant Writing RFP	03/17/2022		484.00
Total for Check Number 12448:				0.00	484.00
12449	10421 73210030 73210030	Vulcan Materials Company Tempt Asphalt - Services Tempt Asphalt - Pipelines	03/17/2022		1,486.86 1,486.86
Total for Check Number 12449:				0.00	2,973.72
12450	10383 22-0118A	Weaver Grading Inc Mobilization of Equip for Grading	03/17/2022		3,500.00
Total for Check Number 12450:				0.00	3,500.00
Total for 3/17/2022:				0.00	202,550.78
ACH	10781	Umpqua Bank	03/18/2022		
	10019	C R & R Incorporated	03/18/2022		
		Monthly Charges 3 YD Commercial Bin Feb 2022			285.83
	10037	Waste Management Of Inland Empire	03/18/2022		
		96 Gallon Organics - 815 E 12th Feb 2022			91.42
		Recycling Dumpster Charges - 815 E 12th Feb 2022			97.59
		Recycling Contamination Charges 815 E 12th Feb 2022			69.18
		Yard Dumpsters 815 E 12th Feb 2022			322.20
		Monthly Sanitation 560 Magnolia Feb 2022			118.50
		Recycling Contamination Charges 560 Magnolia Feb 2022			70.00
		Recycling Dumpster Charges 560 Magnolia Feb 2022			97.59
	10056	RDO Equipment Co. Trust# 80-5800	03/18/2022		
		Disk - John Deere Tractor			647.15
	10116	Verizon Wireless Services LLC	03/18/2022		
		Cell Phone/iPad Charges for Jan 2022			1,214.18
	10171	Riverside Assessor - County Recorder	03/18/2022		
		NOE - Noble Tank Outlet Emergency Scour Repairs			51.14
	10224	Legal Shield	03/18/2022		
		Monthly Prepaid Legal for Employees Feb 2022			123.55
	10284	Underground Service Alert of Southern California	03/18/2022		
		Monthly Maintenance Fee			10.00
		200 New Ticket Charges Jan 2022			330.00
	10303	Grainger Inc	03/18/2022		
		(2) Metal Louvers (Air Vents) - Highland Springs Booster Doors			411.85
		Linoleum Roller - Various District Jobs			242.40
	10318	Dell Marketing LP	03/18/2022		
		Hardware Warranty Renewal - IT			2,902.00
	10338	California Special Districts Association	03/18/2022		
		Training Materials - Finance			10.83
		Special Dist. Leadership Academy - L Williams - 04/03-04/06/22			600.00
		Webinar - Prop 218 - K Manini			175.00
		Virtual Special Dist. Leader Acad. - K Manini - 03/09-03/10/2022			700.00
		Brown Act Compliance Manual - Administration			15.00
	10420	Amazon Capital Services, Inc.	03/18/2022		
		Training Materials - HR			21.55
		Labels - AMR/AMI Work Orders			35.52
		Power Cords - IT			101.43

Check No	Vendor No Invoice No	Vendor Name Description	Check Date Reference	Void Checks	Check Amount
	10425	The UPS Store UPS Box 02/01/2022 - 01/31/2023	03/18/2022		221.00
	10495	Best Buy Protective Cases - District iPhones	03/18/2022		37.70
	10544	Western Municipal Water District Annual Notice Groundwater Extraction - All District Wells	03/18/2022		950.00
	10546	Frontier Communications 02/10-03/09/2022 Feb FIOS/FAX 12th/Palm	03/18/2022		327.98
	10573	O'Reilly Auto Parts Floor Mats - Unit 45	03/18/2022		40.93
	10623	WP Engine Web Host for BCVWD Website Feb 2022	03/18/2022		115.00
	10630	FMB Truck Outfitters, Inc Light Kit - Unit 45	03/18/2022		2,803.56
	10692	MMSoft Design Network Monitoring Software Feb 2022	03/18/2022		202.45
	10761	BLS*Spamtitan Monthly Web Filter License Feb 2022	03/18/2022		71.88
	10782	R.S. Hughes, Inc Fall Protection Equipment for Reservoir Ladder - Noble Tank	03/18/2022		1,741.11
	10784	Autodesk, Inc Auto CAD Software 851 E 6th St - Feb 2022	03/18/2022		1,135.00
	10790	Microsoft Monthly Microsoft Office License - Feb 2022	03/18/2022		14.80
		Monthly Microsoft Exchange - Feb 2022			264.00
		Monthly Microsoft Office License - Feb 2022			960.00
	10840	Ready Fresh (Arrowhead) Water - Feb 2022 - 851 E 6th	03/18/2022		110.92
	10892	Zoom Video Communications, Inc. (10) Video Conferences Feb 2022	03/18/2022		205.90
	10909	White Water Rock Supply Landscaping Improvements - Well 22	03/18/2022		505.35
	10918	Apple.com Cloud Storage - iPads	03/18/2022		9.54
	10919	Liebert Cassidy Whitmore Training Materials - Human Resources	03/18/2022		132.52
	10926	SSD Alarm Alarm Equip/Rent/Service/Monitor - 851 E. 6th St	03/18/2022		77.69
		Alarm Equip/Rent/Service/Monitor - 560 Magnolia Ave			362.13
		Alarm Equip/Rent/Service/Monitor - 11083 Cherry Ave			59.50
		Alarm Equip/Rent/Service/Monitor - 815 12th St			125.00
	10952	Eventbrite SHRM Chapter Meeting - S Foley	03/18/2022		20.00
	10978	Nextiva, Inc. Monthly Phone Service Feb 2022	03/18/2022		2,600.44
	11009	DiversityJobs Job Posting - CSR I	03/18/2022		295.00
	11035	Trailer Factory Outlet Pintle Hitch - Trailer	03/18/2022		43.10
	11039	California Baptist University Registration Fee for Career Expo - S Foley/M Swanson	03/18/2022		150.00
	11040	IceGram IT Services	03/18/2022		129.00
	11041	KnowBe4, Inc. License Renewal Training - R Rasha	03/18/2022		1,402.50
	11042	Sendio Technologies, Inc. IT Services	03/18/2022		2,999.00
	11043	Town & Country Resort Hotel Stay CSMFO Conf - E Gonzales - 02/16-02/18/2022	03/18/2022		546.64
		Hotel Stay CSMFO Conf - L Lopez - 02/15-02/18/2022			789.96
		Hotel Stay CSMFO Conf - S Delgadillo - 02/16-02/18/2022			516.64
Total for this ACH Check for Vendor 10781:				0.00	28,710.15
Total for 3/18/2022:				0.00	28,710.15

Check No	Vendor No Invoice No	Vendor Name Description	Check Date Reference	Void Checks	Check Amount
12451	10855	Badger Meter, Inc	03/22/2022		
	1493440	M55 1" HRE8 Encoder Register Only			2,094.66
	1493440	MLP 5/8" Meter HRE 8 Encoder W/ITRON ILC			135,920.16
Total for Check Number 12451:				0.00	138,014.82
12452	10273	Inland Water Works Supply Co.	03/22/2022		
	S1048945.003	Supplies - MDP Line 16 Project			11,915.03
	S1051514.011	Corp Stop 2 MIP			485.02
	S1051623.001	Security Seals			506.86
	S1051623.001	100W+3Port ERT's Encoder w/Integral Connector			158,392.50
	S1052542.004	Coupling Brass 1			452.18
	S1052542.005	Curb Stop Lockwing FIP X FIP 1 Style (Lock-Off)			5,532.65
	S1052545.006	Coupling Brass 1			921.11
	S1052547.006	Coupling Brass 1			921.11
	S1052547.007	Curb Stop Lockwing FIP X FIP 1 Style (Lock-Off)			2,545.02
	S1052548.004	Coupling Brass 1			16.75
	S1052550.004	Coupling Brass 1			921.11
	S1052550.005	Curb Stop Lockwing FIP X FIP 1 Style (Lock-Off)			6,085.92
	S1053037.002	Warf Head 4 X 2-1/2			2,479.17
	S1053037.003	Warf Head 2 X 2-1/2			1,809.35
	S1053335.001	Supplies - Noble Pipeline Emergency			1,487.35
	S1054174.001	Reed Meter Wrench 1 1/4"			364.31
	S1054174.001	2 1/2" Winters Liquid Filled Gauge			81.91
	S1054174.001	1 x 5 U Branch			10,073.78
	S1054174.001	Elbow Galv 2 - 90			72.33
	S1054174.001	10' OD Tape			42.24
	S1054174.001	Stainless Steel Probe 4'			264.00
	S1054174.001	Meter Gasket Drop In 1-1/2			62.04
	S1054174.001	Angle Meter Stop .75 FIP			459.58
	S1054174.001	Meter Bolts 1-1/2			65.99
	S1054174.001	Elbow Galv ST 2 - 90			69.75
	S1054174.001	Meter Bolts 2			5.28
	S1054174.001	Meter Gasket Drop In 2			71.28
	S1054174.002	Meter Bolts 2			126.71
	S1054187.001	Reed Meter Wrench 1 1/4"			364.31
	S1054187.001	Elbow Galv ST 2 - 90			69.76
	S1054187.001	Elbow Galv 2 - 90			72.33
	S1054187.001	Meter Gasket Drop In 2			71.28
	S1054187.001	1 x 5 U Branch			4,351.87
	S1054187.001	2 1/2" Winters Liquid Filled Gauge			32.76
	S1054187.001	Meter Bolts 1-1/2			65.99
	S1054187.001	Meter Gasket Drop In 1-1/2			62.03
	S1054187.001	Stainless Steel Probe 4'			132.00
	S1054187.001	Angle Meter Stop .75 FIP			424.23
	S1054187.002	Meter Bolts 2			21.12
	S1054219.001	Supplies - MDP Line 16 Project			2,100.75
Total for Check Number 12452:				0.00	213,998.76
Total for 3/22/2022:				0.00	352,013.58
ACH	10138	ARCO Business Solutions	03/24/2022		
	HW201 Mar 2022	ARCO Fuel Charges 03/15-03/21/2022			2,770.68
Total for this ACH Check for Vendor 10138:				0.00	2,770.68
Total for 3/24/2022:				0.00	2,770.68

Check No	Vendor No Invoice No	Vendor Name Description	Check Date Reference	Void Checks	Check Amount
12453	10447 OP#32292 T1	State Water Resources Control Board - DWOCB T1 Certification Fee - J Haggin	03/30/2022		55.00
Total for Check Number 12453:				0.00	55.00
12454	11046 03292022	Ryan Washington-Renz Boot Reimbursement - R Washington-Renz	03/30/2022		129.29
Total for Check Number 12454:				0.00	129.29
Total for 3/30/2022:				0.00	184.29
ACH	10138 HW201 Mar 2022	ARCO Business Solutions ARCO Fuel Charges 03/22-03/28/2022	03/31/2022		3,035.49
Total for this ACH Check for Vendor 10138:				0.00	3,035.49
ACH	10085	CalPERS Retirement System	03/31/2022		
	1002076116	PR Batch 00003.03.2022 CalPERS ER PEPRA			4,901.11
	1002076116	PR Batch 00003.03.2022 CalPERS 8% ER Paid			895.10
	1002076116	PR Batch 00003.03.2022 CalPERS 1% ER Paid			186.00
	1002076116	PR Batch 00003.03.2022 CalPERS 8% EE Paid			2,000.93
	1002076116	PR Batch 00003.03.2022 CalPERS 7% EE Deduction			1,302.02
	1002076116	PR Batch 00003.03.2022 CalPERS 7.5% EE PEPRA			4,543.65
	1002076116	PR Batch 00003.03.2022 CalPERS ER Paid Classic			8,696.90
Total for this ACH Check for Vendor 10085:				0.00	22,525.71
ACH	10087	EDD	03/31/2022		
	0-825-411-168	PR Batch 00003.03.2022 State Income Tax			5,068.96
	0-825-411-168	PR Batch 00003.03.2022 CA SDI			1,438.40
Total for this ACH Check for Vendor 10087:				0.00	6,507.36
ACH	10094	U.S. Treasury	03/31/2022		
	270249041206922	PR Batch 00003.03.2022 Federal Income Tax			13,472.30
	270249041206922	PR Batch 00003.03.2022 Medicare Employer Portion			1,920.36
	270249041206922	PR Batch 00003.03.2022 Medicare Employee Portion			1,920.36
	270249041206922	PR Batch 00003.03.2022 FICA Employer Portion			8,211.39
	270249041206922	PR Batch 00003.03.2022 FICA Employee Portion			8,211.39
Total for this ACH Check for Vendor 10094:				0.00	33,735.80
ACH	10141	Ca State Disbursement Unit	03/31/2022		
	39239228	PR Batch 00003.03.2022 Garnishment			200.30
	39239228	PR Batch 00003.03.2022 Garnishment			288.46
Total for this ACH Check for Vendor 10141:				0.00	488.76
ACH	10203	Voya Financial	03/31/2022		
	VB1450PP07 2022	PR Batch 00003.03.2022 Deferred Comp			350.00
Total for this ACH Check for Vendor 10203:				0.00	350.00
ACH	10264	CalPERs Supplemental Income Plans	03/31/2022		
	1002076108	PR Batch 00003.03.2022 457 Catch-Up			417.49
	1002076108	PR Batch 00003.03.2022 ROTH-Post-Tax			25.00
	1002076108	PR Batch 00003.03.2022 457 Loan Repayment			357.79
	1002076108	PR Batch 00003.03.2022 ROTH % Deduction			58.44
	1002076108	PR Batch 00003.03.2022 CalPERS 457 %			76.44
	1002076108	PR Batch 00003.03.2022 100% Contribution			480.22
	1002076108	PR Batch 00003.03.2022 CalPERS 457			1,271.15
Total for this ACH Check for Vendor 10264:				0.00	2,686.53

Check No	Vendor No Invoice No	Vendor Name Description	Check Date Reference	Void Checks	Check Amount
ACH	10984 1648587813285	MidAmerica Administrative & Retirement Solutions PR Batch 00003.03.2022 401(a) Deferred Comp	03/31/2022		1,043.60
Total for this ACH Check for Vendor 10984:				0.00	1,043.60
ACH	10087 0-871-024-224 0-871-024-224	EDD PR Batch 00004.03.2022 CA SDI PR Batch 00004.03.2022 State Income Tax	03/31/2022		17.18 45.22
Total for this ACH Check for Vendor 10087:				0.00	62.40
ACH	10094 270249000486839 270249000486839 270249000486839 270249000486839 270249000486839	U.S. Treasury PR Batch 00004.03.2022 Federal Income Tax PR Batch 00004.03.2022 Medicare Employee Portion PR Batch 00004.03.2022 FICA Employer Portion PR Batch 00004.03.2022 Medicare Employer Portion PR Batch 00004.03.2022 FICA Employee Portion	03/31/2022		177.22 35.80 153.05 35.80 153.05
Total for this ACH Check for Vendor 10094:				0.00	554.92
ACH	10141 39262344	Ca State Disbursement Unit PR Batch 00004.03.2022 Garnishment	03/31/2022		200.30
Total for this ACH Check for Vendor 10141:				0.00	200.30
1983	10387 03312022PP07	Franchise Tax Board PR Batch 00003.03.2022 Garnishment FTB	03/31/2022		109.03
Total for Check Number 1983:				0.00	109.03
Total for 3/31/2022:				0.00	71,299.90
Report Total (159 checks):				1,762.52	1,282,339.12

General Ledger

Budget Variance Revenue

User: wclayton
 Printed: 4/28/2022 3:08:19 PM
 Period 03 - 03
 Fiscal Year 2022

Beaumont-Cherry Valley Water District

560 Magnolia Avenue
 Beaumont CA 92223
 (951) 845-9581
 www.bcvwd.org



Account Number	Description	Budget	Period Amt	End Bal	Variance	% Avail/ Uncollect
50	GENERAL					
01-50-510-419051	Grant Revenue	\$ 640,000.00	\$ -	\$ -	\$ 640,000.00	100.00%
	Grant Rev	\$ 640,000.00	\$ -	\$ -	\$ 640,000.00	100.00%
01-50-510-490001	Interest Income - Bonita Vista	\$ 1,000.00	\$ -	\$ 66.42	\$ 933.58	93.36%
01-50-510-490011	Interest Income - Fairway Cnyn	\$ 281,000.00	\$ -	\$ -	\$ 281,000.00	100.00%
01-50-510-490021	Interest Income - General	\$ 126,000.00	\$ 540.96	\$ 11,658.06	\$ 114,341.94	90.75%
01-50-510-490041	Rlzd Gain/Loss on Investment	\$ -	\$ 47,395.23	\$ 47,395.23	\$ (47,395.23)	#DIV/0!
	Interest Income	\$ 408,000.00	\$ 47,936.19	\$ 59,119.71	\$ 348,880.29	85.51%
01-50-510-481001	Fac Fees-Wells	\$ 1,210,000.00	\$ -	\$ 419,722.94	\$ 790,277.06	65.31%
01-50-510-481006	Fac Fees-Water Rights (SWP)	\$ 766,000.00	\$ -	\$ 189,628.82	\$ 576,371.18	75.24%
01-50-510-481012	Fac Fees-Water Treatment Plant	\$ 576,000.00	\$ -	\$ 199,671.92	\$ 376,328.08	65.33%
01-50-510-481018	Fac Fees-Local Water Resources	\$ 304,000.00	\$ -	\$ 75,077.53	\$ 228,922.47	75.30%
01-50-510-481024	Fac Fees-Recycled Water	\$ 877,000.00	\$ -	\$ 303,952.26	\$ 573,047.74	65.34%
01-50-510-481030	Fac Fees-Transmission (16")	\$ 980,000.00	\$ -	\$ 339,940.89	\$ 640,059.11	65.31%
01-50-510-481036	Fac Fees-Storage	\$ 1,255,000.00	\$ -	\$ 435,332.47	\$ 819,667.53	65.31%
01-50-510-481042	Fac Fees-Booster	\$ 87,000.00	\$ -	\$ 30,135.07	\$ 56,864.93	65.36%
01-50-510-481048	Fac Fees-Pressure Reducing Stn	\$ 45,000.00	\$ -	\$ 15,392.73	\$ 29,607.27	65.79%
01-50-510-481054	Fac Fees-Miscellaneous Project	\$ 39,000.00	\$ -	\$ 13,441.55	\$ 25,558.45	65.53%
01-50-510-481060	Fac Fees-Financing Costs	\$ 191,000.00	\$ -	\$ 66,124.00	\$ 124,876.00	65.38%
01-50-510-485001	Front Footage Fees	\$ 24,000.00	\$ -	\$ -	\$ 24,000.00	100.00%
	Non-Operating Revenue	\$ 6,354,000.00	\$ -	\$ 2,088,420.18	\$ 4,265,579.82	67.13%
01-50-510-410100	Sales	\$ 6,367,000.00	\$ 328,176.00	\$ 878,629.70	\$ 5,488,370.30	86.20%
01-50-510-410151	Agricultural Irrigation Sales	\$ 29,000.00	\$ -	\$ 1,402.20	\$ 27,597.80	95.16%
01-50-510-410171	Construction Sales	\$ 203,000.00	\$ 13,787.55	\$ 22,683.39	\$ 180,316.61	88.83%
01-50-510-413001	Backflow Administration Charge	\$ 51,000.00	\$ 2,264.88	\$ 10,765.85	\$ 40,234.15	78.89%
01-50-510-413011	Fixed Meter Charges	\$ 4,243,000.00	\$ 369,085.09	\$ 1,110,979.26	\$ 3,132,020.74	73.82%
01-50-510-413021	Meter Fees	\$ 300,000.00	\$ 97,380.00	\$ 213,700.00	\$ 86,300.00	28.77%
01-50-510-415001	SGPWA Importation Charges	\$ 4,349,000.00	\$ 237,929.04	\$ 656,209.44	\$ 3,692,790.56	84.91%
01-50-510-415011	SCE Power Charges	\$ 2,467,000.00	\$ 138,815.04	\$ 383,062.44	\$ 2,083,937.56	84.47%
01-50-510-417001	2nd Notice Penalties	\$ 61,000.00	\$ 7,345.00	\$ 13,785.00	\$ 47,215.00	77.40%
01-50-510-417011	3rd Notice Charges	\$ 14,000.00	\$ 3,135.00	\$ 6,910.00	\$ 7,090.00	50.64%
01-50-510-417021	Account Reinstatement Fees	\$ 10,000.00	\$ 10,050.00	\$ 10,050.00	\$ (50.00)	-0.50%
01-50-510-417031	Lien Processing Fees	\$ 2,000.00	\$ -	\$ -	\$ 2,000.00	100.00%
01-50-510-417041	Credit Check Processing Fees	\$ 11,000.00	\$ 1,400.00	\$ 2,840.00	\$ 8,160.00	74.18%
01-50-510-417051	Returned Check Fees	\$ 3,000.00	\$ 600.00	\$ 975.00	\$ 2,025.00	67.50%
01-50-510-417061	Customer Damage/Upgrade Charge	\$ 22,000.00	\$ 4,690.00	\$ 9,824.34	\$ 12,175.66	55.34%
01-50-510-417071	After-Hours Call Out Charges	\$ 1,000.00	\$ 50.00	\$ 50.00	\$ 950.00	95.00%
01-50-510-417091	Credit Card Processing Fees	\$ 51,000.00	\$ 6,056.75	\$ 15,195.25	\$ 35,804.75	70.21%
01-50-510-419001	Rebates and Reimbursements	\$ -	\$ -	\$ -	\$ -	0.00%
01-50-510-419011	Development Income	\$ 226,000.00	\$ -	\$ 42,772.31	\$ 183,227.69	81.07%
01-50-510-419012	Development Income - GIS	\$ 308,000.00	\$ -	\$ -	\$ 308,000.00	100.00%
01-50-510-419031	Well Maintenance Reimbursement	\$ 8,000.00	\$ -	\$ -	\$ 8,000.00	100.00%
01-50-510-419061	Miscellaneous Income	\$ 1,000.00	\$ 12,431.20	\$ 12,431.20	\$ (11,431.20)	-1143.12%
	Operating Revenue	\$ 18,727,000.00	\$ 1,233,195.55	\$ 3,392,265.38	\$ 15,334,734.62	81.89%
01-50-510-471001	Maint Fees - 12303 Oak Glen Rd	\$ 9,000.00	\$ 830.16	\$ 1,860.32	\$ 7,139.68	79.33%
01-50-510-471011	Maint Fees - 13695 Oak Glen Rd	\$ 6,000.00	\$ 521.36	\$ 1,242.72	\$ 4,757.28	79.29%
01-50-510-471021	Maint Fees - 13697 Oak Glen Rd	\$ 7,000.00	\$ 585.52	\$ 1,371.04	\$ 5,628.96	80.41%
01-50-510-471031	Maint Fees - 9781 AveMiravilla	\$ 5,000.00	\$ 481.26	\$ 1,162.52	\$ 3,837.48	76.75%
01-50-510-471101	Utilities - 12303 Oak Glen Rd	\$ 5,000.00	\$ 351.80	\$ 1,031.16	\$ 3,968.84	79.38%
01-50-510-471111	Utilities - 13695 Oak Glen Rd	\$ 4,000.00	\$ 204.01	\$ 1,098.68	\$ 2,901.32	72.53%
01-50-510-471121	Utilities - 13697 Oak Glen Rd	\$ 6,000.00	\$ 169.90	\$ 1,102.53	\$ 4,897.47	81.62%
01-50-510-471131	Utilities - 9781 Ave Miravilla	\$ 4,000.00	\$ 128.31	\$ 725.54	\$ 3,274.46	81.86%
	Rent/Utilities	\$ 46,000.00	\$ 3,272.32	\$ 9,594.51	\$ 36,405.49	79.14%
Revenue Total		\$ 26,175,000.00	\$ 1,284,404.06	\$ 5,549,399.78	\$ 20,625,600.22	78.80%

General Ledger
Budget Variance Expense

User: wclayton
Printed: 4/28/2022 3:08:29 PM
Period 03 - 03
Fiscal Year 2022

Beaumont-Cherry Valley Water District

560 Magnolia Avenue
Beaumont CA 92223
(951) 845-9581
www.bcvwd.org



Account Number	Description	Budget	Period Amt	End Bal	Variance	Encumbered	% Avail/ Uncollect
10	BOARD OF DIRECTORS						
01-10-110-500101	Board of Directors Fees	\$ 79,000.00	\$ 11,960.00	\$ 22,360.00	\$ 56,640.00	\$ -	71.70%
01-10-110-500115	Social Security	\$ 5,000.00	\$ 741.52	\$ 1,386.32	\$ 3,613.68	\$ -	72.27%
01-10-110-500120	Medicare	\$ 2,000.00	\$ 173.42	\$ 324.22	\$ 1,675.78	\$ -	83.79%
01-10-110-500125	Health Insurance	\$ 76,000.00	\$ 3,899.09	\$ 11,697.27	\$ 64,302.73	\$ -	84.61%
01-10-110-500140	Life Insurance	\$ 1,000.00	\$ 33.95	\$ 47.79	\$ 952.21	\$ -	95.22%
01-10-110-500143	EAP Program	\$ 1,000.00	\$ 7.75	\$ 23.25	\$ 976.75	\$ -	97.68%
01-10-110-500145	Workers' Compensation	\$ 1,000.00	\$ 61.25	\$ 114.61	\$ 885.39	\$ -	88.54%
01-10-110-500175	Training/Education/Mtgs/Travel	\$ 14,000.00	\$ 3,133.85	\$ 5,615.85	\$ 8,384.15	\$ -	59.89%
	Board of Directors Personnel	\$ 179,000.00	\$ 20,010.83	\$ 41,569.31	\$ 137,430.69	\$ -	76.78%
01-10-110-550042	Supplies-Other	\$ 4,000.00	\$ -	\$ 225.75	\$ 3,774.25	\$ -	94.36%
	Board of Directors Materials & Supplies	\$ 4,000.00	\$ -	\$ 225.75	\$ 3,774.25	\$ -	94.36%
01-10-110-550012	Election Expenses	\$ 10,000.00	\$ -	\$ 6.00	\$ 9,994.00	\$ -	99.94%
01-10-110-550051	Advertising/Legal Notices	\$ 4,000.00	\$ 381.15	\$ 1,983.15	\$ 2,016.85	\$ -	50.42%
	Board of Directors Services	\$ 14,000.00	\$ 381.15	\$ 1,989.15	\$ 12,010.85	\$ -	85.79%
Expense Total	BOARD OF DIRECTORS	\$ 197,000.00	\$ 20,391.98	\$ 43,784.21	\$ 153,215.79	\$ -	77.77%
20	ENGINEERING						
01-20-210-500105	Labor	\$ 567,000.00	\$ 52,302.83	\$ 102,958.27	\$ 464,041.73	\$ -	81.84%
01-20-210-500115	Social Security	\$ 40,000.00	\$ 3,293.28	\$ 6,348.33	\$ 33,651.67	\$ -	84.13%
01-20-210-500120	Medicare	\$ 10,000.00	\$ 770.22	\$ 1,484.72	\$ 8,515.28	\$ -	85.15%
01-20-210-500125	Health Insurance	\$ 101,000.00	\$ 5,434.63	\$ 16,303.89	\$ 84,696.11	\$ -	83.86%
01-20-210-500140	Life Insurance	\$ 2,000.00	\$ 52.82	\$ 142.08	\$ 1,857.92	\$ -	92.90%
01-20-210-500143	EAP Program	\$ 1,000.00	\$ 7.75	\$ 23.25	\$ 976.75	\$ -	97.68%
01-20-210-500145	Workers' Compensation	\$ 5,000.00	\$ 330.47	\$ 638.78	\$ 4,361.22	\$ -	87.22%
01-20-210-500150	Unemployment Insurance	\$ 20,000.00	\$ -	\$ -	\$ 20,000.00	\$ -	100.00%
01-20-210-500155	Retirement/CalPERS	\$ 90,000.00	\$ 6,509.43	\$ 13,880.23	\$ 76,119.77	\$ -	84.58%
01-20-210-500165	Uniforms & Employee Benefits	\$ 1,000.00	\$ -	\$ -	\$ 1,000.00	\$ -	100.00%
01-20-210-500175	Training/Education/Mtgs/Travel	\$ 6,000.00	\$ -	\$ -	\$ 6,000.00	\$ -	100.00%
01-20-210-500180	Accrued Sick Leave Expense	\$ 29,000.00	\$ 528.56	\$ 703.85	\$ 28,296.15	\$ -	97.57%
01-20-210-500185	Accrued Vacation Leave Expense	\$ 23,000.00	\$ 265.40	\$ (1,311.08)	\$ 24,311.08	\$ -	105.70%
01-20-210-500187	Accrual Leave Payments	\$ 16,000.00	\$ -	\$ -	\$ 16,000.00	\$ -	100.00%
01-20-210-500195	CIP Related Labor	\$ (225,000.00)	\$ (10,096.73)	\$ (20,657.42)	\$ (204,342.58)	\$ -	90.82%
	Engineering Personnel	\$ 686,000.00	\$ 59,398.66	\$ 120,514.90	\$ 565,485.10	\$ -	82.43%
01-20-210-540048	Permits, Fees & Licensing	\$ 3,000.00	\$ -	\$ -	\$ 3,000.00	\$ -	100.00%
	Engineering Materials & Supplies	\$ 3,000.00	\$ -	\$ -	\$ 3,000.00	\$ -	100.00%
01-20-210-540014	Development Reimbursable GIS	\$ 75,000.00	\$ -	\$ 12,800.00	\$ 62,200.00	\$ -	82.93%
01-20-210-550030	Membership Dues	\$ 2,000.00	\$ -	\$ 300.00	\$ 1,700.00	\$ -	85.00%
01-20-210-550051	Advertising/Legal Notices	\$ 10,000.00	\$ -	\$ 51.14	\$ 9,948.86	\$ -	99.49%
01-20-210-580031	Outside Engineering	\$ 60,000.00	\$ -	\$ -	\$ 60,000.00	\$ -	100.00%
01-20-210-580032	CIP Related Outside Engineering	\$ (42,000.00)	\$ -	\$ -	\$ (42,000.00)	\$ -	100.00%
	Engineering Services	\$ 105,000.00	\$ -	\$ 13,151.14	\$ 91,848.86	\$ -	87.48%
Expense Total	ENGINEERING	\$ 794,000.00	\$ 59,398.66	\$ 133,666.04	\$ 660,333.96	\$ -	83.17%
30	FINANCE & ADMIN SERVICES						
01-30-310-500105	Labor	\$ 1,225,000.00	\$ 121,753.53	\$ 238,608.20	\$ 986,391.80	\$ -	80.52%
01-30-310-500110	Overtime	\$ 9,000.00	\$ 694.40	\$ 946.15	\$ 8,053.85	\$ -	89.49%
01-30-310-500111	Double Time	\$ 1,000.00	\$ 284.02	\$ 387.30	\$ 612.70	\$ -	61.27%
01-30-310-500115	Social Security	\$ 92,000.00	\$ 7,793.65	\$ 15,458.23	\$ 76,541.77	\$ -	83.20%
01-30-310-500120	Medicare	\$ 22,000.00	\$ 1,822.69	\$ 3,615.21	\$ 18,384.79	\$ -	83.57%
01-30-310-500125	Health Insurance	\$ 348,000.00	\$ 17,926.62	\$ 53,779.86	\$ 294,220.14	\$ -	84.55%
01-30-310-500130	CalPERS Health Admin Costs	\$ 2,000.00	\$ 190.17	\$ 591.99	\$ 1,408.01	\$ -	70.40%
01-30-310-500140	Life Insurance	\$ 4,000.00	\$ 143.74	\$ 381.54	\$ 3,618.46	\$ -	90.46%
01-30-310-500143	EAP Program	\$ 2,000.00	\$ 21.70	\$ 63.55	\$ 1,936.45	\$ -	96.82%
01-30-310-500145	Workers' Compensation	\$ 10,000.00	\$ 671.19	\$ 1,334.14	\$ 8,665.86	\$ -	86.66%
01-30-310-500150	Unemployment Insurance	\$ 42,000.00	\$ -	\$ -	\$ 42,000.00	\$ -	100.00%
01-30-310-500155	Retirement/CalPERS	\$ 244,000.00	\$ 25,120.70	\$ 51,193.67	\$ 192,806.33	\$ -	79.02%
01-30-310-500161	Estimated Current Year OPEB	\$ 213,000.00	\$ -	\$ -	\$ 213,000.00	\$ -	100.00%
01-30-310-500165	Uniforms & Employee Benefits	\$ 1,000.00	\$ -	\$ -	\$ 1,000.00	\$ -	100.00%
01-30-310-500175	Training/Education/Mtgs/Travel	\$ 31,000.00	\$ 457.07	\$ 10,164.63	\$ 20,835.37	\$ -	67.21%
01-30-310-500180	Accrued Sick Leave Expense	\$ 63,000.00	\$ 999.89	\$ 7,039.39	\$ 55,960.61	\$ -	88.83%
01-30-310-500185	Accrued Vacation Leave Expense	\$ 89,000.00	\$ 1,599.20	\$ 1,599.20	\$ 87,400.80	\$ -	98.20%
01-30-310-500187	Accrual Leave Payments	\$ 93,000.00	\$ 3,130.80	\$ 6,261.60	\$ 86,738.40	\$ -	93.27%
01-30-310-500195	CIP Related Labor	\$ (16,000.00)	\$ -	\$ -	\$ (16,000.00)	\$ -	100.00%
01-30-310-560000	GASB 68 Pension Expense	\$ 283,000.00	\$ -	\$ -	\$ 283,000.00	\$ -	100.00%
01-30-320-500105	Labor	\$ 69,400.00	\$ 7,230.26	\$ 13,866.12	\$ 55,533.88	\$ -	80.02%
01-30-320-500110	Overtime	\$ 3,000.00	\$ 591.74	\$ 889.91	\$ 2,110.09	\$ -	70.34%
01-30-320-500111	Double Time	\$ 1,600.00	\$ 346.32	\$ 407.48	\$ 1,192.52	\$ -	74.53%
01-30-320-500115	Social Security	\$ 6,000.00	\$ 506.54	\$ 983.95	\$ 5,016.05	\$ -	83.60%
01-30-320-500120	Medicare	\$ 2,000.00	\$ 118.47	\$ 230.13	\$ 1,769.87	\$ -	88.49%
01-30-320-500125	Health Insurance	\$ 26,000.00	\$ 1,352.96	\$ 4,058.88	\$ 21,941.12	\$ -	84.39%
01-30-320-500140	Life Insurance	\$ 1,000.00	\$ 8.70	\$ 24.54	\$ 975.46	\$ -	97.55%

Account Number	Description	Budget	Period Amt	End Bal	Variance	Encumbered	% Avail/ Uncollect
01-30-320-500143	EAP Program	\$ 1,000.00	\$ 1.55	\$ 4.65	\$ 995.35	\$ -	99.54%
01-30-320-500145	Workers' Compensation	\$ 1,000.00	\$ 40.02	\$ 78.85	\$ 921.15	\$ -	92.12%
01-30-320-500150	Unemployment Insurance	\$ 3,000.00	\$ -	\$ -	\$ 3,000.00	\$ -	100.00%
01-30-320-500155	Retirement/CalPERS	\$ 8,000.00	\$ 758.29	\$ 1,698.76	\$ 6,301.24	\$ -	78.77%
01-30-320-500165	Uniforms & Employee Benefits	\$ 200.00	\$ -	\$ -	\$ 200.00	\$ -	100.00%
01-30-320-500175	Training/Education/Mtgs/Travel	\$ 13,000.00	\$ 4,545.41	\$ 5,930.04	\$ 7,069.96	\$ -	54.38%
01-30-320-500176	Professional Development	\$ 41,000.00	\$ -	\$ -	\$ 41,000.00	\$ -	100.00%
01-30-320-500177	General Safety Trng & Supplies	\$ 31,000.00	\$ 6,178.62	\$ 7,178.62	\$ 23,821.38	\$ -	76.84%
01-30-320-500180	Accrued Sick Leave Expense	\$ 4,000.00	\$ -	\$ 703.34	\$ 3,296.66	\$ -	82.42%
01-30-320-500185	Accrued Vacation Leave Expense	\$ 4,000.00	\$ -	\$ -	\$ 4,000.00	\$ -	100.00%
01-30-320-500187	Accrual Leave Payments	\$ 2,000.00	\$ -	\$ -	\$ 2,000.00	\$ -	100.00%
01-30-320-550024	Employment Testing	\$ 5,000.00	\$ 31.60	\$ 83.20	\$ 4,916.80	\$ -	98.34%
	Finance & Admin Services Personnel	\$ 2,980,200.00	\$ 204,319.85	\$ 427,563.13	\$ 2,552,636.87	\$ -	85.65%
01-30-310-550006	Cashiering Shortages/Overages	\$ 100.00	\$ (0.22)	\$ (0.21)	\$ 100.21	\$ -	100.21%
01-30-310-550042	Office Supplies	\$ 10,000.00	\$ 888.19	\$ 2,085.92	\$ 7,914.08	\$ -	79.14%
01-30-310-550046	Office Equipment	\$ 5,000.00	\$ -	\$ 417.35	\$ 4,582.65	\$ -	91.65%
01-30-310-550048	Postage	\$ 40,000.00	\$ 15.36	\$ 472.68	\$ 39,527.32	\$ -	98.82%
01-30-310-550072	Miscellaneous Operating Exp	\$ 1,000.00	\$ 35.80	\$ 35.80	\$ 964.20	\$ -	96.42%
01-30-310-550078	Bad Debt Expense	\$ 25,000.00	\$ -	\$ -	\$ 25,000.00	\$ -	100.00%
01-30-310-550084	Depreciation	\$ 3,000,000.00	\$ 544,040.25	\$ 774,611.41	\$ 2,225,388.59	\$ -	74.18%
01-30-320-550028	District Certification	\$ 4,000.00	\$ 2,195.00	\$ 2,195.00	\$ 1,805.00	\$ -	45.13%
01-30-320-550042	Office Supplies	\$ 3,000.00	\$ 19.99	\$ 152.51	\$ 2,847.49	\$ -	94.92%
	Finance & Admin Services Materials & Supplies	\$ 3,088,100.00	\$ 547,194.37	\$ 779,970.46	\$ 2,308,129.54	\$ -	74.74%
01-30-310-500190	Temporary Labor	\$ 45,000.00	\$ -	\$ 688.20	\$ 44,311.80	\$ -	98.47%
01-30-310-550001	Bank/Financial Service Fees	\$ 17,000.00	\$ (56.08)	\$ 399.83	\$ 16,600.17	\$ -	97.65%
01-30-310-550008	Transaction/Return Fees	\$ 3,000.00	\$ 81.08	\$ 382.36	\$ 2,617.64	\$ -	87.25%
01-30-310-550010	Transaction/Credit Card Fees	\$ 80,000.00	\$ 7,870.40	\$ 20,922.71	\$ 59,077.29	\$ -	73.85%
01-30-310-550014	Credit Check Fees	\$ 7,000.00	\$ 799.50	\$ 1,626.30	\$ 5,373.70	\$ -	76.77%
01-30-310-550030	Membership Dues	\$ 40,000.00	\$ -	\$ 15,053.97	\$ 24,946.03	\$ -	62.37%
01-30-310-550036	Notary and Lien Fees	\$ 3,000.00	\$ -	\$ 75.00	\$ 2,925.00	\$ -	97.50%
01-30-310-550050	Utility Billing Service	\$ 81,000.00	\$ 9,846.16	\$ 20,802.60	\$ 60,197.40	\$ -	74.32%
01-30-310-550051	Advertising/Legal Notices	\$ 1,000.00	\$ 624.65	\$ 1,108.65	\$ (108.65)	\$ -	-10.87%
01-30-310-550054	Property, Auto, General Ins	\$ 120,000.00	\$ 10,201.10	\$ 30,603.30	\$ 89,396.70	\$ -	74.50%
01-30-310-580001	Accounting and Audit	\$ 37,000.00	\$ 660.00	\$ 2,900.00	\$ 34,100.00	\$ -	92.16%
01-30-310-580011	General Legal	\$ 112,000.00	\$ 3,937.50	\$ 7,914.94	\$ 104,085.06	\$ -	92.93%
01-30-310-580036	Other Professional Services	\$ 324,500.00	\$ 5,912.50	\$ 11,512.50	\$ 312,987.50	\$ -	96.45%
01-30-320-550025	Employee Retention	\$ 5,000.00	\$ 270.44	\$ 270.44	\$ 4,729.56	\$ -	94.59%
01-30-320-550026	Recruitment Expense	\$ 13,000.00	\$ -	\$ 445.00	\$ 12,555.00	\$ -	96.58%
01-30-320-550030	Membership Dues	\$ 3,000.00	\$ -	\$ 1,214.00	\$ 1,786.00	\$ -	59.53%
01-30-320-550051	Advertising/Legal Notices	\$ 4,000.00	\$ -	\$ 103.25	\$ 3,896.75	\$ -	97.42%
01-30-320-580036	Other Professional Services	\$ 63,500.00	\$ -	\$ 10,515.00	\$ 52,985.00	\$ -	83.44%
	Finance & Admin Services Services	\$ 959,000.00	\$ 40,147.25	\$ 126,538.05	\$ 832,461.95	\$ -	86.81%
Expense Total	FINANCE & ADMIN SERVICES	\$ 7,027,300.00	\$ 791,661.47	\$ 1,334,071.64	\$ 5,693,228.36	\$ -	81.02%
35	INFORMATION TECHNOLOGY						
01-35-315-500105	Labor	\$ 152,000.00	\$ 17,272.80	\$ 34,545.60	\$ 117,454.40	\$ -	77.27%
01-35-315-500115	Social Security	\$ 12,000.00	\$ 1,071.78	\$ 2,143.56	\$ 9,856.44	\$ -	82.14%
01-35-315-500120	Medicare	\$ 3,000.00	\$ 250.65	\$ 501.30	\$ 2,498.70	\$ -	83.29%
01-35-315-500125	Health Insurance	\$ 26,000.00	\$ 2,027.66	\$ 6,082.98	\$ 19,917.02	\$ -	76.60%
01-35-315-500140	Life Insurance	\$ 1,000.00	\$ 21.18	\$ 56.64	\$ 943.36	\$ -	94.34%
01-35-315-500143	EAP Program	\$ 1,000.00	\$ 1.55	\$ 4.65	\$ 995.35	\$ -	99.54%
01-35-315-500145	Workers' Compensation	\$ 2,000.00	\$ 88.62	\$ 177.24	\$ 1,822.76	\$ -	91.14%
01-35-315-500150	Unemployment Insurance	\$ 6,000.00	\$ -	\$ -	\$ 6,000.00	\$ -	100.00%
01-35-315-500155	Retirement/CalPERS	\$ 18,000.00	\$ 1,875.36	\$ 4,228.71	\$ 13,771.29	\$ -	76.51%
01-35-315-500175	Training/Education/Mtgs/Travel	\$ 5,000.00	\$ 4,597.10	\$ 4,597.10	\$ 402.90	\$ -	8.06%
01-35-315-500180	Accrued Sick Leave Expense	\$ 9,000.00	\$ -	\$ -	\$ 9,000.00	\$ -	100.00%
01-35-315-500185	Accrued Vacation Leave Expense	\$ 16,000.00	\$ -	\$ -	\$ 16,000.00	\$ -	100.00%
01-35-315-500187	Accrual Leave Payments	\$ 15,000.00	\$ -	\$ -	\$ 15,000.00	\$ -	100.00%
01-35-315-500195	CIP Related Labor	\$ (33,000.00)	\$ -	\$ -	\$ (33,000.00)	\$ -	100.00%
	Information Technology Personnel	\$ 233,000.00	\$ 27,206.70	\$ 52,337.78	\$ 180,662.22	\$ -	77.54%
01-35-315-550044	Printing/Toner and Maintenance	\$ 28,000.00	\$ 1,599.42	\$ 3,744.56	\$ 24,255.44	\$ -	86.63%
01-35-315-580016	Computer Hardware	\$ 30,000.00	\$ 2,449.46	\$ 5,381.09	\$ 24,618.91	\$ -	82.06%
01-35-315-580028	Cybersecurity Soft & Hardware	\$ 50,000.00	\$ 45,835.73	\$ 45,835.73	\$ 4,164.27	\$ (2,631.05)	13.59%
	Information Technology Materials & Supplies	\$ 108,000.00	\$ 49,884.61	\$ 54,961.38	\$ 53,038.62	\$ (2,631.05)	51.55%
01-35-315-501511	Telephone/Internet Service	\$ 45,000.00	\$ 3,362.36	\$ 11,296.36	\$ 33,703.64	\$ -	74.90%
01-35-315-501521	Building Alarms and Security	\$ 10,000.00	\$ 624.32	\$ 2,497.28	\$ 7,502.72	\$ -	75.03%
01-35-315-540014	GIS Maintenance and Updates	\$ 10,000.00	\$ 2,400.00	\$ 2,400.00	\$ 7,600.00	\$ -	76.00%
01-35-315-550030	Membership Dues	\$ 3,000.00	\$ 125.00	\$ 604.88	\$ 2,395.12	\$ -	79.84%
01-35-315-580021	IT/Software Support	\$ 8,000.00	\$ -	\$ -	\$ 8,000.00	\$ -	100.00%
01-35-315-580026	License/Maintenance/Support	\$ 220,000.00	\$ 14,365.38	\$ 68,121.40	\$ 151,878.60	\$ -	69.04%
	Information Technology Services	\$ 296,000.00	\$ 20,877.06	\$ 84,919.92	\$ 211,080.08	\$ -	71.31%
Expense Total	INFORMATION TECHNOLOGY	\$ 637,000.00	\$ 97,968.37	\$ 192,219.08	\$ 444,780.92	\$ (2,631.05)	70.24%
40	OPERATIONS						
410	Source of Supply Personnel						
01-40-410-500105	Labor	\$ 451,000.00	\$ 29,906.58	\$ 57,462.26	\$ 393,537.74	\$ -	87.26%
01-40-410-500110	Overtime	\$ 15,000.00	\$ 844.94	\$ 1,304.17	\$ 13,695.83	\$ -	91.31%
01-40-410-500111	Double Time	\$ 3,000.00	\$ -	\$ -	\$ 3,000.00	\$ -	100.00%

Account Number	Description	Budget	Period Amt	End Bal	Variance	Encumbered	% Avail/ Uncollect
01-40-410-500113	Standby/On-Call	\$ 13,000.00	\$ 1,050.00	\$ 2,100.00	\$ 10,900.00	\$ -	83.85%
01-40-410-500115	Social Security	\$ 34,000.00	\$ 2,212.46	\$ 4,462.78	\$ 29,537.22	\$ -	86.87%
01-40-410-500120	Medicare	\$ 8,000.00	\$ 517.42	\$ 1,043.70	\$ 6,956.30	\$ -	86.95%
01-40-410-500125	Health Insurance	\$ 151,000.00	\$ 7,820.98	\$ 23,462.94	\$ 127,537.06	\$ -	84.46%
01-40-410-500140	Life Insurance	\$ 2,000.00	\$ 40.19	\$ 110.83	\$ 1,889.17	\$ -	94.46%
01-40-410-500143	EAP Program	\$ 1,000.00	\$ 6.20	\$ 18.60	\$ 981.40	\$ -	98.14%
01-40-410-500145	Workers' Compensation	\$ 19,000.00	\$ 946.51	\$ 1,893.50	\$ 17,106.50	\$ -	90.03%
01-40-410-500150	Unemployment Insurance	\$ 64,000.00	\$ -	\$ -	\$ 64,000.00	\$ -	100.00%
01-40-410-500155	Retirement/CalPERS	\$ 105,000.00	\$ 7,877.89	\$ 17,937.14	\$ 87,062.86	\$ -	82.92%
01-40-410-500165	Uniforms & Employee Benefits	\$ 4,000.00	\$ -	\$ -	\$ 4,000.00	\$ -	100.00%
01-40-410-500175	Training/Education/Mtgs/Travel	\$ 6,000.00	\$ 115.00	\$ 115.00	\$ 5,885.00	\$ -	98.08%
01-40-410-500180	Accrued Sick Leave Expense	\$ 21,000.00	\$ 1,380.75	\$ 6,596.56	\$ 14,403.44	\$ -	68.59%
01-40-410-500185	Accrued Vacation Leave Expense	\$ 31,000.00	\$ 2,104.98	\$ 5,038.88	\$ 25,961.12	\$ -	83.75%
01-40-410-500187	Accrual Leave Payments	\$ 11,000.00	\$ -	\$ -	\$ 11,000.00	\$ -	100.00%
01-40-410-500195	CIP Related Labor	\$ (20,000.00)	\$ -	\$ -	\$ (20,000.00)	\$ -	100.00%
01-40-410-550024	Employment Testing	\$ 1,000.00	\$ -	\$ -	\$ 1,000.00	\$ -	100.00%
440	Transmission & Distribution Personnel						
01-40-440-500105	Labor	\$ 1,061,000.00	\$ 93,828.47	\$ 177,021.27	\$ 883,978.73	\$ -	83.32%
01-40-440-500110	Overtime	\$ 57,000.00	\$ 7,525.80	\$ 11,546.53	\$ 45,453.47	\$ -	79.74%
01-40-440-500111	Double Time	\$ 30,000.00	\$ 9,571.26	\$ 10,723.62	\$ 19,276.38	\$ -	64.25%
01-40-440-500113	Standby/On-Call	\$ 28,000.00	\$ 1,800.00	\$ 3,600.00	\$ 24,400.00	\$ -	87.14%
01-40-440-500115	Social Security	\$ 85,000.00	\$ 7,388.54	\$ 13,400.78	\$ 71,599.22	\$ -	84.23%
01-40-440-500120	Medicare	\$ 20,000.00	\$ 1,727.84	\$ 2,832.38	\$ 17,167.62	\$ -	85.84%
01-40-440-500125	Health Insurance	\$ 351,000.00	\$ 25,907.94	\$ 58,553.99	\$ 292,446.01	\$ -	83.32%
01-40-440-500140	Life Insurance	\$ 4,000.00	\$ 137.91	\$ 316.42	\$ 3,683.58	\$ -	92.09%
01-40-440-500143	EAP Program	\$ 2,000.00	\$ 22.63	\$ 66.23	\$ 1,933.77	\$ -	96.69%
01-40-440-500145	Workers' Compensation	\$ 36,000.00	\$ 2,407.74	\$ 4,405.05	\$ 31,594.95	\$ -	87.76%
01-40-440-500155	Retirement/CalPERS	\$ 224,000.00	\$ 17,577.85	\$ 38,598.80	\$ 185,401.20	\$ -	82.77%
01-40-440-500165	Uniforms & Employee Benefits	\$ 14,000.00	\$ 129.29	\$ 329.29	\$ 13,670.71	\$ -	97.65%
01-40-440-500175	Training/Education/Mtgs/Travel	\$ 5,000.00	\$ -	\$ 55.00	\$ 4,945.00	\$ -	98.90%
01-40-440-500177	General Safety Supplies	\$ 11,000.00	\$ 137.82	\$ 450.95	\$ 10,549.05	\$ -	95.90%
01-40-440-500180	Accrued Sick Leave Expense	\$ 54,000.00	\$ 3,529.71	\$ 8,219.10	\$ 45,780.90	\$ -	84.78%
01-40-440-500185	Accrued Vacation Leave Expense	\$ 64,000.00	\$ 2,009.95	\$ 2,850.28	\$ 61,149.72	\$ -	95.55%
01-40-440-500187	Accrual Leave Payments	\$ 63,000.00	\$ 906.19	\$ 906.19	\$ 62,093.81	\$ -	98.56%
01-40-440-500195	CIP Related Labor	\$ (111,000.00)	\$ -	\$ -	\$ (111,000.00)	\$ -	100.00%
01-40-440-550024	Employment Testing	\$ 1,000.00	\$ -	\$ -	\$ 1,000.00	\$ -	100.00%
450	Inspections Personnel						
01-40-450-500105	Labor	\$ 34,000.00	\$ 3,619.18	\$ 10,701.68	\$ 23,298.32	\$ -	68.52%
01-40-450-500110	Overtime	\$ 5,000.00	\$ 2,013.48	\$ 3,846.20	\$ 1,153.80	\$ -	23.08%
01-40-450-500111	Double Time	\$ 2,000.00	\$ 329.60	\$ 329.60	\$ 1,670.40	\$ -	83.52%
01-40-450-500115	Social Security	\$ 3,000.00	\$ 370.43	\$ 924.36	\$ 2,075.64	\$ -	69.19%
01-40-450-500120	Medicare	\$ 1,000.00	\$ 86.63	\$ 216.19	\$ 783.81	\$ -	78.38%
01-40-450-500125	Health Insurance	\$ 13,000.00	\$ 751.06	\$ 3,953.09	\$ 9,046.91	\$ -	69.59%
01-40-450-500140	Life Insurance	\$ 1,000.00	\$ 3.61	\$ 17.60	\$ 982.40	\$ -	98.24%
01-40-450-500143	EAP Program	\$ 1,000.00	\$ 0.61	\$ 3.38	\$ 996.62	\$ -	99.66%
01-40-450-500145	Workers' Compensation	\$ 2,000.00	\$ 136.75	\$ 346.79	\$ 1,653.21	\$ -	82.66%
01-40-450-500155	Retirement/CalPERS	\$ 10,000.00	\$ 921.95	\$ 2,731.47	\$ 7,268.53	\$ -	72.69%
460	Customer Svc & Meter Reading Personnel						
01-40-460-500105	Labor	\$ 184,000.00	\$ 18,626.32	\$ 38,469.31	\$ 145,530.69	\$ -	79.09%
01-40-460-500110	Overtime	\$ 16,000.00	\$ 230.83	\$ 733.75	\$ 15,266.25	\$ -	95.41%
01-40-460-500111	Double Time	\$ 4,000.00	\$ 111.76	\$ 111.76	\$ 3,888.24	\$ -	97.21%
01-40-460-500113	Standby/On-Call	\$ 5,000.00	\$ -	\$ -	\$ 5,000.00	\$ -	100.00%
01-40-460-500115	Social Security	\$ 16,000.00	\$ 1,310.28	\$ 2,713.00	\$ 13,287.00	\$ -	83.04%
01-40-460-500120	Medicare	\$ 4,000.00	\$ 306.48	\$ 634.56	\$ 3,365.44	\$ -	84.14%
01-40-460-500125	Health Insurance	\$ 76,000.00	\$ 5,822.92	\$ 14,383.01	\$ 61,616.99	\$ -	81.07%
01-40-460-500140	Life Insurance	\$ 1,000.00	\$ 21.01	\$ 54.61	\$ 945.39	\$ -	94.54%
01-40-460-500143	EAP Program	\$ 1,000.00	\$ 4.75	\$ 11.97	\$ 988.03	\$ -	98.80%
01-40-460-500145	Workers' Compensation	\$ 8,000.00	\$ 553.63	\$ 1,154.07	\$ 6,845.93	\$ -	85.57%
01-40-460-500155	Retirement/CalPERS	\$ 55,000.00	\$ 4,834.39	\$ 11,436.85	\$ 43,563.15	\$ -	79.21%
01-40-460-500165	Uniforms & Employee Benefits	\$ 3,000.00	\$ 53.83	\$ 53.83	\$ 2,946.17	\$ -	98.21%
01-40-460-500175	Training/Education/Mtgs/Travel	\$ 1,000.00	\$ -	\$ -	\$ 1,000.00	\$ -	100.00%
01-40-460-500180	Accrued Sick Leave Expense	\$ 9,000.00	\$ 558.80	\$ 2,254.46	\$ 6,745.54	\$ -	74.95%
01-40-460-500185	Accrued Vacation Leave Expense	\$ 16,000.00	\$ 1,591.73	\$ 2,150.53	\$ 13,849.47	\$ -	86.56%
01-40-460-500187	Accrual Leave Payments	\$ 11,000.00	\$ -	\$ -	\$ 11,000.00	\$ -	100.00%
01-40-460-500195	CIP Related Labor	\$ (31,000.00)	\$ (2,693.27)	\$ (6,742.66)	\$ (24,257.34)	\$ -	78.25%
01-40-460-550024	Employment Testing	\$ 1,000.00	\$ -	\$ -	\$ 1,000.00	\$ -	100.00%
470	Maintenance & General Plant Personnel						
01-40-470-500105	Labor	\$ 90,000.00	\$ 4,645.30	\$ 9,816.57	\$ 80,183.43	\$ -	89.09%
01-40-470-500110	Overtime	\$ 4,000.00	\$ 135.96	\$ 280.42	\$ 3,719.58	\$ -	92.99%
01-40-470-500111	Double Time	\$ 2,000.00	\$ -	\$ -	\$ 2,000.00	\$ -	100.00%
01-40-470-500115	Social Security	\$ 7,000.00	\$ 331.55	\$ 682.32	\$ 6,317.68	\$ -	90.25%
01-40-470-500120	Medicare	\$ 2,000.00	\$ 77.55	\$ 120.80	\$ 1,879.20	\$ -	93.96%
01-40-470-500125	Health Insurance	\$ 38,000.00	\$ -	\$ 1,006.88	\$ 36,993.12	\$ -	97.35%
01-40-470-500140	Life Insurance	\$ 1,000.00	\$ (4.23)	\$ 27.55	\$ 972.45	\$ -	97.25%
01-40-470-500143	EAP Program	\$ 1,000.00	\$ 1.46	\$ 5.22	\$ 994.78	\$ -	99.48%
01-40-470-500145	Workers' Compensation	\$ 4,000.00	\$ -	\$ 22.26	\$ 3,977.74	\$ -	99.44%
01-40-470-500155	Retirement/CalPERS	\$ 16,000.00	\$ 510.95	\$ 1,168.36	\$ 14,831.64	\$ -	92.70%
01-40-470-500165	Uniforms & Employee Benefits	\$ 1,000.00	\$ -	\$ -	\$ 1,000.00	\$ -	100.00%
01-40-470-500175	Training/Education/Mtgs/Travel	\$ 2,000.00	\$ -	\$ -	\$ 2,000.00	\$ -	100.00%
01-40-470-500180	Accrued Sick Leave Expenses	\$ 3,000.00	\$ 339.90	\$ 453.20	\$ 2,546.80	\$ -	84.89%
01-40-470-500185	Accrued Vacation Expenses	\$ 3,000.00	\$ 226.60	\$ 453.20	\$ 2,546.80	\$ -	84.89%
01-40-470-550024	Employment Testing	\$ 500.00	\$ -	\$ -	\$ 500.00	\$ -	100.00%
	Operations Personnel	\$ 3,545,500.00	\$ 275,264.64	\$ 559,948.43	\$ 2,985,551.57	\$ -	84.21%
410	Source of Supply Materials & Supplies						
01-40-410-501101	Electricity - Wells	\$ 2,467,000.00	\$ 163,911.71	\$ 416,440.24	\$ 2,050,559.76	\$ -	83.12%
01-40-410-501201	Gas - Wells	\$ 1,000.00	\$ 14.30	\$ 44.87	\$ 955.13	\$ -	95.51%

Account Number	Description	Budget	Period Amt	End Bal	Variance	Encumbered	% Avail/ Uncollect
01-40-410-510011	Treatment & Chemicals	\$ 150,000.00	\$ 17,747.00	\$ 34,955.20	\$ 115,044.80	\$ -	76.70%
01-40-410-510021	Lab Testing	\$ 90,000.00	\$ 11,613.19	\$ 24,650.94	\$ 65,349.06	\$ -	72.61%
01-40-410-510031	Tools, Parts, & Maintenance	\$ 8,000.00	\$ 572.30	\$ 1,444.21	\$ 6,555.79	\$ -	81.95%
01-40-410-520021	Maint & Repair-Telemetry	\$ 5,000.00	\$ -	\$ -	\$ 5,000.00	\$ -	100.00%
01-40-410-520061	Maint & Repair-Pumping Equip	\$ 357,400.00	\$ 4,517.43	\$ 18,112.35	\$ 339,287.65	\$ 1,845.05	94.42%
01-40-410-550066	Subscriptions	\$ 3,000.00	\$ -	\$ 1,128.75	\$ 1,871.25	\$ -	62.38%
440	Transmission & Distribution Materials & Supplies						
01-40-440-510031	Tools, Parts, & Maintenance	\$ 14,000.00	\$ 4,489.16	\$ 7,336.45	\$ 6,663.55	\$ 6,145.76	3.70%
01-40-440-520071	Maint & Repair-Pipeline/FireHyd	\$ 73,000.00	\$ 1,321.56	\$ 4,163.64	\$ 68,836.36	\$ -	94.30%
01-40-440-520081	Maint & Repair-Hydraulic Valve	\$ 25,000.00	\$ -	\$ -	\$ 25,000.00	\$ -	100.00%
01-40-440-540001	Backflow Maintenance	\$ 5,000.00	\$ -	\$ -	\$ 5,000.00	\$ -	100.00%
01-40-440-540024	Inventory Adjustments	\$ 26,000.00	\$ -	\$ 17,979.87	\$ 8,020.13	\$ -	30.85%
01-40-440-540036	Line Locates	\$ 4,000.00	\$ 270.70	\$ 610.70	\$ 3,389.30	\$ -	84.73%
01-40-440-540042	Meters Maintenance & Services	\$ 90,000.00	\$ 770.87	\$ 3,756.11	\$ 86,243.89	\$ 931.70	94.79%
01-40-440-540078	Reservoir Maintenance	\$ 87,500.00	\$ 361.12	\$ 20,835.60	\$ 66,664.40	\$ -	76.19%
470	Maintenance & General Plant Materials & Supplies						
01-40-470-501111	Electricity -560 Magnolia Ave	\$ 37,000.00	\$ 1,715.53	\$ 5,030.52	\$ 31,969.48	\$ -	86.40%
01-40-470-501121	Electricity -12303 Oak Glen Rd	\$ 5,000.00	\$ 351.80	\$ 1,031.16	\$ 3,968.84	\$ -	79.38%
01-40-470-501131	Electricity -13695 Oak Glen Rd	\$ 3,000.00	\$ 204.01	\$ 608.13	\$ 2,391.87	\$ -	79.73%
01-40-470-501141	Electricity -13697 Oak Glen Rd	\$ 3,000.00	\$ 169.90	\$ 532.23	\$ 2,467.77	\$ -	82.26%
01-40-470-501151	Electricity -9781 AveMiravilla	\$ 2,000.00	\$ 128.31	\$ 350.13	\$ 1,649.87	\$ -	82.49%
01-40-470-501161	Electricity -815 E 12th St	\$ 8,000.00	\$ 519.75	\$ 1,489.98	\$ 6,510.02	\$ -	81.38%
01-40-470-501171	Electricity -851 E 6th St	\$ 5,000.00	\$ 179.41	\$ 543.28	\$ 4,456.72	\$ -	89.13%
01-40-470-501321	Propane -12303 Oak Glen Rd	\$ 1,000.00	\$ -	\$ -	\$ 1,000.00	\$ -	100.00%
01-40-470-501331	Propane -13695 Oak Glen Rd	\$ 3,000.00	\$ -	\$ 490.55	\$ 2,509.45	\$ -	83.65%
01-40-470-501341	Propane -13697 Oak Glen Rd	\$ 3,000.00	\$ -	\$ 570.30	\$ 2,429.70	\$ -	80.99%
01-40-470-501351	Propane -9781 AveMiravilla	\$ 2,000.00	\$ -	\$ 375.41	\$ 1,624.59	\$ -	81.23%
01-40-470-501411	Sanitation -560 Magnolia Ave	\$ 4,000.00	\$ 216.09	\$ 997.65	\$ 3,002.35	\$ -	75.06%
01-40-470-501461	Sanitation -815 E 12th Ave	\$ 6,000.00	\$ 474.29	\$ 1,405.29	\$ 4,594.71	\$ -	76.58%
01-40-470-501471	Sanitation -11083 Cherry Ave	\$ 4,000.00	\$ 285.83	\$ 857.49	\$ 3,142.51	\$ -	78.56%
01-40-470-501611	Maint & Repair-560 Magnolia	\$ 27,000.00	\$ 3,237.09	\$ 7,922.53	\$ 19,077.47	\$ -	70.66%
01-40-470-501621	Maint & Repair-12303 Oak Glen	\$ 12,000.00	\$ 30,007.80	\$ 30,476.08	\$ (18,476.08)	\$ -	-153.97%
01-40-470-501631	Maint & Repair-13695 Oak Glen	\$ 12,000.00	\$ 29,955.00	\$ 30,093.99	\$ (18,093.99)	\$ -	-150.78%
01-40-470-501641	Maint & Repair-13697 Oak Glen	\$ 9,000.00	\$ -	\$ -	\$ 9,000.00	\$ -	100.00%
01-40-470-501651	Maint & Repair-9781 Avenida	\$ 9,000.00	\$ 292.33	\$ 292.33	\$ 8,707.67	\$ -	96.75%
01-40-470-501661	Maint & Repair-815 E 12th St	\$ 14,000.00	\$ 1,188.29	\$ 3,127.17	\$ 10,872.83	\$ -	77.66%
01-40-470-501671	Maint & Repair-851 E 6th St	\$ 3,000.00	\$ 219.45	\$ 755.29	\$ 2,244.71	\$ -	74.82%
01-40-470-501691	Maint & Repair-Buildings(Gen)	\$ 60,000.00	\$ 3,539.60	\$ 6,354.09	\$ 53,645.91	\$ -	89.41%
01-40-470-510001	Auto/Fuel	\$ 100,000.00	\$ 10,805.54	\$ 25,710.85	\$ 74,289.15	\$ -	74.29%
01-40-470-520011	Maint & Repair-Safety Equip	\$ 18,000.00	\$ 17.02	\$ 841.78	\$ 17,158.22	\$ -	95.32%
01-40-470-520031	Maint & Repair-General Equip	\$ 50,000.00	\$ 564.04	\$ 1,433.07	\$ 48,566.93	\$ -	97.13%
01-40-470-520041	Maintenance & Repair-Fleet	\$ 126,000.00	\$ 2,930.33	\$ 21,979.86	\$ 104,020.14	\$ -	82.56%
01-40-470-520051	Maintenance & Repair-Paving	\$ 83,000.00	\$ 10,139.25	\$ 11,855.25	\$ 71,144.75	\$ -	85.72%
01-40-470-520053	Maint & Repair-Paving-Beaumont	\$ 379,000.00	\$ 33,930.25	\$ 105,308.75	\$ 273,691.25	\$ -	72.21%
01-40-470-520091	Maint & Repair-Communication	\$ 7,000.00	\$ -	\$ -	\$ 7,000.00	\$ -	100.00%
	Operations Materials & Supplies	\$ 4,400,900.00	\$ 336,660.25	\$ 811,892.09	\$ 3,589,007.91	\$ 8,922.51	81.35%
410	Source of Supply Services						
01-40-410-500501	State Project Water Purchases	\$ 4,349,000.00	\$ 152,418.00	\$ 152,418.00	\$ 4,196,582.00	\$ -	96.50%
01-40-410-540084	Regulations Mandates & Tariffs	\$ 97,000.00	\$ 5,364.76	\$ 27,371.10	\$ 69,628.90	\$ -	71.78%
440	Transmission & Distribution Services						
01-40-440-500190	Temporary Labor	\$ 166,000.00	\$ -	\$ -	\$ 166,000.00	\$ -	100.00%
01-40-440-550051	Advertising/Legal Notices	\$ 4,000.00	\$ -	\$ 1,100.00	\$ 2,900.00	\$ -	72.50%
470	Maintenance & General Plant Services						
01-40-470-540030	Landscape Maintenance	\$ 82,000.00	\$ 5,209.22	\$ 16,133.58	\$ 65,866.42	\$ -	80.32%
01-40-470-540072	NCRF, Canyons, & Pond Maint	\$ 200,000.00	\$ 3,000.34	\$ 6,210.44	\$ 193,789.56	\$ 2,089.75	95.85%
01-40-470-540084	Encroachment Permits	\$ 36,000.00	\$ 2,395.39	\$ 10,231.29	\$ 25,768.71	\$ -	71.58%
	Operations Services	\$ 4,934,000.00	\$ 168,387.71	\$ 213,464.41	\$ 4,720,535.59	\$ 2,089.75	95.63%
Expense Total	OPERATIONS	\$ 12,880,400.00	\$ 780,312.60	\$ 1,585,304.93	\$ 11,295,095.07	\$ 11,012.26	87.61%
50	GENERAL						
01-50-510-502001	Rents/Leases	\$ 27,000.00	\$ 2,131.64	\$ 6,394.92	\$ 20,605.08	\$ -	76.32%
01-50-510-510031	Tools, Parts, & Maintenance	\$ 1,000.00	\$ -	\$ 781.08	\$ 218.92	\$ -	21.89%
01-50-510-540066	Property Damage and Theft	\$ 27,000.00	\$ 753.17	\$ 774.70	\$ 26,225.30	\$ -	97.13%
01-50-510-550040	General Supplies	\$ 17,000.00	\$ 2,360.19	\$ 8,946.98	\$ 8,053.02	\$ 1,834.28	36.58%
01-50-510-550060	Public Ed/Community Outreach	\$ 100,000.00	\$ 7,303.72	\$ 38,780.00	\$ 61,220.00	\$ -	61.22%
01-50-510-550072	Miscellaneous Operating Exp	\$ 1,000.00	\$ -	\$ -	\$ 1,000.00	\$ -	100.00%
01-50-510-550074	Disaster Preparedness Expenses	\$ 15,000.00	\$ 1,487.35	\$ 13,127.56	\$ 1,872.44	\$ -	12.48%
	General Materials & Supplies	\$ 188,000.00	\$ 14,036.07	\$ 68,805.24	\$ 119,194.76	\$ 1,834.28	62.43%
01-50-510-550096	Beaumont Basin Watermaster	\$ 50,000.00	\$ 4,285.84	\$ 12,857.51	\$ 37,142.49	\$ -	74.28%
01-50-510-550097	SAWPA Basin Monitoring Program	\$ 19,000.00	\$ 1,940.25	\$ 5,820.75	\$ 13,179.25	\$ -	69.36%
	General Services	\$ 69,000.00	\$ 6,226.09	\$ 18,678.26	\$ 50,321.74	\$ -	72.93%
Expense Total	GENERAL	\$ 257,000.00	\$ 20,262.16	\$ 87,483.50	\$ 169,516.50	\$ 1,834.28	65.25%
Expense Total	ALL EXPENSES	\$ 21,792,700.00	\$ 1,769,995.24	\$ 3,376,529.40	\$ 18,416,170.60	\$ 10,215.49	84.46%



Beaumont-Cherry Valley Water District
Cash Balance & Investment Report
As of March 31, 2022

Account Name	Account Ending #	Cash Balance Per Account	
		Balance	Prior Month Balance
Wells Fargo	4152	\$8,764,560.65	\$8,704,351.95
General		\$	\$
Total Cash		8,764,560.65	8,704,351.95

Investment Summary

Account Name	Market Value	Prior Month Balance	Actual % of Total	Policy % Limit	Maturity	Par Amount	Rate	2022 Interest to Date
Ca. State Treasurer's Office: Local Agency Investment Fund	\$56,325,773.18	\$31,828,773.18	82%	No Limit	Liquid	N/A	0.42%	\$18,313.11 ⁽¹⁾
CalTRUST Short Term Fund	\$0.00	\$36,781,741.87	0%	No Limit	Liquid	N/A	0.41%	\$13,546.98 ⁽²⁾
Chandler Investment Services	\$12,248,922.00	\$0.00	18%	No Limit	Liquid	N/A	0.16%	\$540.96 ⁽³⁾
Total Investments	\$68,574,695.18	\$68,610,515.05						\$32,401.05
Total Cash & Investments	\$	77,339,255.83	\$					

The investments above have been reviewed by the Director of Finance and Administrative Services.

William C. Olyett for Kirene Marini, Ph.D.

The investments above are in accordance with the District's investment policy.

4/20/2022

BCVWD will be able to meet its cash flow obligations for the next 6 months.

4/20/2022

(1) 4th Quarter 2021 Interest received in 2022

(2) Redemption of full investment March 2022

(3) Transitioning report changes to accommodate new investment type. will be revised 2nd qtr 2022



PORTFOLIO CHARACTERISTICS

Average Modified Duration	0.10
Average Coupon	0.15%
Average Purchase YTM	0.16%
Average Market YTM	0.16%
Average S&P/Moody Rating	AA+/Aaa
Average Final Maturity	0.10 yrs
Average Life	0.09 yrs

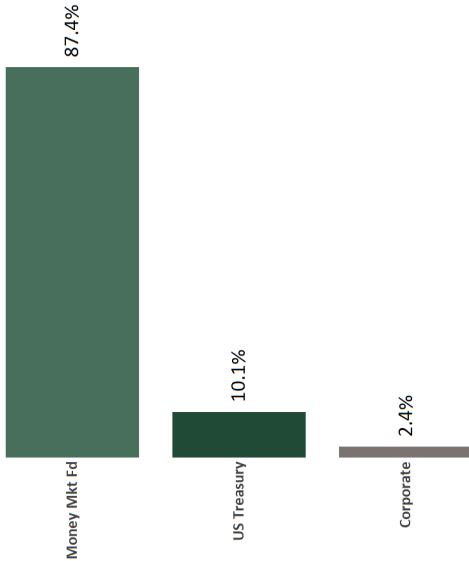
ACCOUNT SUMMARY

	Beg. Values as of 2/28/22	End Values as of 3/31/22
Market Value		12,245,171
Accrued Interest	0	3,751
Total Market Value		12,248,922
Income Earned		36
Cont/WD		12,247,381
Par		12,258,357
Book Value		12,244,666
Cost Value		12,244,648

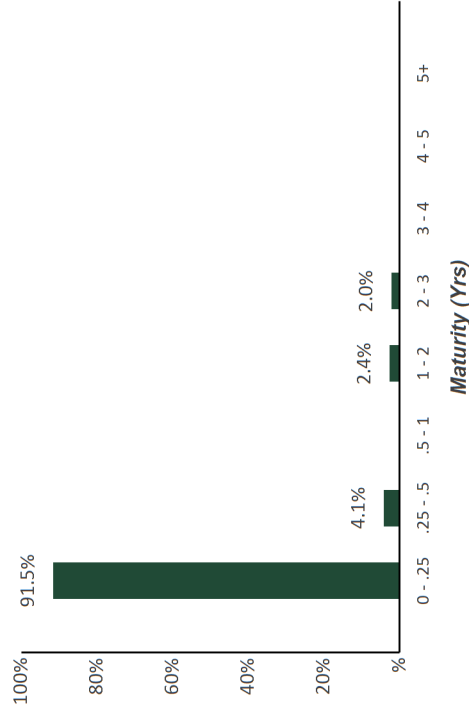
TOP ISSUERS

First American Treasury MMF Cla	87.4%
Government of United States	10.1%
Honda Motor Corporation	1.3%
Deere & Company	1.2%
Total	100.0%

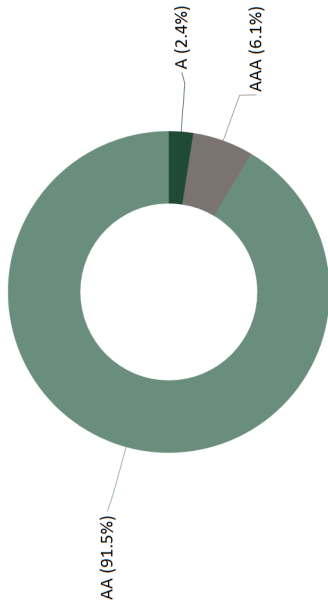
SECTOR ALLOCATION



MATURITY DISTRIBUTION



CREDIT QUALITY (S&P)



Accounts Payable

Checks by Date - Detail by Check Date

User: wclayton
Printed: 4/27/2022 10:57 AM

Beaumont-Cherry Valley Water District

560 Magnolia Avenue
Beaumont CA 92223
(951) 845-9581
www.bcvwd.org



Check No	Vendor No Invoice No	Vendor Name Description	Check Date Reference	Void Check	Check Amount
ACH	10138 HW201 Apr 2022	ARCO Business Solutions ARCO Fuel Charges 03/29-04/04/2022	04/07/2022		1,996.24
Total for this ACH Check for Vendor 10138:				0.00	1,996.24
ACH	10288 137780508 137780508 137786645 137786645 137786645 137786645	CalPERS Health Fiscal Services Division Active Non CalPers Member Health Ins April 2022 Admin Fee Non CalPers Member Health Ins April 2022 Active Employees Health Ins Apr 2022 Admin Fee for Retired Emp Health Ins April 2022 Retired Employees Health Ins April 2022 Admin Fee for Health Ins April 2022	04/07/2022		1,871.43 4.68 62,105.18 13.67 2,370.00 155.26
Total for this ACH Check for Vendor 10288:				0.00	66,520.22
ACH	10901 04012022 Dental 04012022 Vision	Ameritas Life Insurance Corp. Ameritas Dental April 2022 Ameritas Vision April 2022	04/07/2022		2,157.52 486.04
Total for this ACH Check for Vendor 10901:				0.00	2,643.56
ACH	10903 4386921747	The Lincoln National Life Insurance Company Life & ADD EE/ER Insurance April 2022	04/07/2022		636.49
Total for this ACH Check for Vendor 10903:				0.00	636.49
12455	11049 03112022	Phillip Balague Unclaimed Funds Refund	04/07/2022		2.00
Total for Check Number 12455:				0.00	2.00
12456	UB*04796	Matthew Brown Refund Check	04/07/2022		8.43
Total for Check Number 12456:				0.00	8.43
12457	UB*04793	Alexis Calderon Refund Check Refund Check Refund Check Refund Check Refund Check	04/07/2022		1.14 0.99 0.79 3.08 1.69
Total for Check Number 12457:				0.00	7.69
12458	UB*04794	Charletta Castleberry Refund Check Refund Check Refund Check Refund Check Refund Check	04/07/2022		164.73 141.20 242.05 350.61 101.41
Total for Check Number 12458:				0.00	1,000.00

Check No	Vendor No Invoice No	Vendor Name Description	Check Date Reference	Void Check	Check Amount
12459	UB*04792	Doug Dawson and/or Ortiz Enterprises Inc Refund Check Refund Check Refund Check Refund Check	04/07/2022		48.79 1,629.40 15.18 26.02
Total for Check Number 12459:				0.00	1,719.39
12460	UB*04797	Alysia Schauf Refund Check Refund Check Refund Check Refund Check Refund Check	04/07/2022		39.40 9.12 45.83 26.74 83.86
Total for Check Number 12460:				0.00	204.95
12461	UB*04795	Spruce Title Company Refund Check	04/07/2022		6.98
Total for Check Number 12461:				0.00	6.98
12462	UB*04798	Gerald Stickler Refund Check	04/07/2022		53.96
Total for Check Number 12462:				0.00	53.96
12463	UB*04799	Lyle Ungerecht Refund Check Refund Check Refund Check Refund Check Refund Check	04/07/2022		388.45 83.58 202.68 68.45 15.87 4.68
Total for Check Number 12463:				0.00	763.71
12464	UB*04791	Herman Weissker Refund Check	04/07/2022		133.66
Total for Check Number 12464:				0.00	133.66
12465	10970 2022-11	AB Fence Company Solar Panel - Middle Canyon Gate	04/07/2022		800.00
Total for Check Number 12465:				0.00	800.00
12466	11045 64779A 64779A	AceTek Roofing Co. Roof Repair - 12303 Oak Glen Rd Roof Repair - 13695 Oak Glen Rd	04/07/2022		29,955.00 29,955.00
Total for Check Number 12466:				0.00	59,910.00
12467	10001 5419 5419 5419 5419	Action True Value Hardware PVC Pipe/Bubblers/Elbows/Reducer - Irrigation Repair Hannon Site PVC Pipe/Coupler/Tee/Reducer - Service Repair Cutting Wheels - Unit 4 Gate Valve Key Pins/Rope/Paint/Thread Compound - Districtwide	04/07/2022		32.02 19.51 11.50 141.23
Total for Check Number 12467:				0.00	204.26
12468	10003 47828	All Purpose Rental Submersible Pump - Winesap Leaks	04/07/2022		38.50
Total for Check Number 12468:				0.00	38.50

Check No	Vendor No Invoice No	Vendor Name Description	Check Date Reference	Void Check	Check Amount
12469	10144	AlSCO Inc	04/07/2022		
	LYUM1613294	Cleaning Mats/Shop Towels - 12th/Palm March 2022			38.52
	LYUM1613295	Cleaning Mats/Air Fresheners - 560 Magnolia March 2022			55.36
	LYUM1616836	Cleaning Mats/Shop Towels - 12th/Palm March 2022			38.52
	LYUM1616837	Cleaning Mats/Air Fresheners - 560 Magnolia March 2022			55.36
Total for Check Number 12469:				0.00	187.76
12470	10420	Amazon Capital Services, Inc.	04/07/2022		
	13MH-DVJ7-LHN1	6 GFI Adapters - Field Staff			137.82
	1T1X-W7LH-X9XV	2 Office Guest Chairs - HR			146.22
Total for Check Number 12470:				0.00	284.04
12471	10893	Anthem Blue Cross EAP	04/07/2022		
	701085996394	EAP April 2022			72.85
Total for Check Number 12471:				0.00	72.85
12472	10695	B-81 Paving Inc	04/07/2022		
	2240	5 Serviceline Repairs - Riverside County			7,746.75
	2240	2 Mainline Repairs - Riverside County			2,392.50
	2241	2 Serviceline Repairs - City of Beaumont			15,591.00
Total for Check Number 12472:				0.00	25,730.25
12473	10272	Babcock Laboratories Inc	04/07/2022		
	03312022	30 SOC Water Samples			6,337.26
	03312022	4 Nitrate Samples			70.56
	03312022	85 Coliform Water Samples			3,936.35
	03312022	6 Haloacetic Acids			833.52
	03312022	5 Trihalomethanes			435.50
Total for Check Number 12473:				0.00	11,613.19
12474	10283	BCVWD Custodian of Petty Cash	04/07/2022		
	03292022	Fee for Police Report for Vandalism			13.00
	03292022	Postage for Contract Documents			2.36
Total for Check Number 12474:				0.00	15.36
12475	10271	Beaumont Ace Home Center	04/07/2022		
	03312022	Fleet Maint Supplies			76.51
	03312022	Maint & Repair Pumping Equip Supplies			21.00
	03312022	Production Small Tools Supplies			262.35
	03312022	Maint & Repair Buildings General Supplies			69.02
	03312022	Transmission & Distribution Small Tools Supplies			365.00
	03312022	Maint & Repair Pumping Equip Supplies - Well 25			54.15
	03312022	Meters Maintenance & Service Supplies			169.50
	03312022	General Supplies			1,416.71
	03312022	Recharge Facility, Canyon & Pond Maint Supplies			3.54
	03312022	Maint & Repair 560 Magnolia Ave Supplies			97.18
	03312022	Maint & Repair Pipeline & Hydrant Supplies			32.38
	03312022	Maint & Repair 9781 Avenida Miravilla Supplies			105.75
Total for Check Number 12475:				0.00	2,673.09
12476	10557	Beaumont Copy & Graphics	04/07/2022		
	12687	Business Cards - M Swanson			80.76
Total for Check Number 12476:				0.00	80.76
12477	10774	Jesus Camacho	04/07/2022		
	888345	(20) Truck Washes Mar 2022			215.00
	888348	(23) Truck Washes Mar 2022			245.00
Total for Check Number 12477:				0.00	460.00

Check No	Vendor No Invoice No	Vendor Name Description	Check Date Reference	Void Check	Check Amount
12478	10822	Canon Financial Services, Inc	04/07/2022		
	28251009	Contract Charge - 03/01-03/31/2022 - 560 Magnolia			329.33
	28251009	Meter Usage - 02/01-02/28/2022			525.88
	28251009	Contract Charge - 03/01-03/31/2022 - 851 E 6th St			238.56
	28251009	Meter Usage - 02/01-02/28/2022			81.24
	28251010	Meter Usage - 02/01-02/28/2022			104.62
	28251010	Contract Charge - 03/01-03/31/2022 - 12th/Palm			235.78
Total for Check Number 12478:				0.00	1,515.41
12479	10614	Cherry Valley Automotive	04/07/2022		
	37358	Flat Repair - Unit 38/OD 29,557			20.00
Total for Check Number 12479:				0.00	20.00
12480	10016	City of Beaumont	04/07/2022		
	EP2022-0038	EP0038 - 226 E 11th St			490.63
	EP2022-0041	EP0041 - 1415 E 6th St			490.63
Total for Check Number 12480:				0.00	981.26
12481	10902	Colonial Life	04/07/2022		
	53743680313099	Col Life Premiums March 2022			4,258.56
Total for Check Number 12481:				0.00	4,258.56
12482	10266	Cozad & Fox Inc.	04/07/2022		
	18055	Design & Engineering Services - 2020/2021 Pipeline Rplcmnt Proj			9,739.80
Total for Check Number 12482:				0.00	9,739.80
12483	11037	Darktrace Holdings Limited	04/07/2022	VOID	
	150140	IT Services		36,580.05	
Total for Check Number 12483:				36,580.05	0.00
12484	10600	Gaucho Pest Control Inc.	04/07/2022		
	04012022	NCR I Rodent Control April 2022			1,000.00
Total for Check Number 12484:				0.00	1,000.00
12485	10303	Grainger Inc	04/07/2022		
	9255683535	(2) Danger 480 Volts Safety Signs for District Buildings			30.97
	9255683535	(4) Danger Diesel Fuel Safety Signs for District Buildings			31.97
	9255683543	(7) High Voltage Safety Signs for District Buildings			35.93
	9255683543	(8) Notice Video Surveillance Signs for District Buildings			57.68
	9255683550	(10) Low Lead Brass Needle Valves - Districts Backflow Tester			61.37
	9255683568	(3) High Noise Area Safety Signs for District Buildings			7.50
	9255683576	(4) Warning Alarm System Safety Signs for District Buildings			24.66
	9263440738	(15) Safety Signs for District Buildings			86.46
Total for Check Number 12485:				0.00	336.54
12486	10202	Thomas Guy	04/07/2022		
	430572	Labor to Install Backhoe Hooks and Bar			500.00
	430572	Backhoe Hooks and Bar			300.00
Total for Check Number 12486:				0.00	800.00
12487	10273	Inland Water Works Supply Co.	04/07/2022		
	S1051514.012	Meter Coupling 1 X 2-1/2			838.69
	S1051539.005	Meter Coupling 1 X 2-1/2			3,503.85
	S1052543.003	Meter Coupling 1 X 2-1/2			1,248.71
	S1054174.003	24" Tall Pipe Support			237.59
	S1054187.003	Meter Bolts 2			110.87
	S1054187.003	2 1/2" Winters Liquid Filled Gauge			49.15
Total for Check Number 12487:				0.00	5,988.86

Check No	Vendor No Invoice No	Vendor Name Description	Check Date Reference	Void Check	Check Amount
12488	10809	Inner-City Auto Repair & Tires	04/07/2022		
	2622	Labor - Tires/Brakes/Rotors - Unit 17/OD 78,875			325.00
	2622	Tires/Brakes/Rotors - Unit 17/OD 78,875			1,128.55
	2701	Labor - Tires/Strut Assembly/Air Filter - Unit 3/OD 75,075			320.00
	2701	Tires/Strut Assembly/Air Filter - Unit 3/OD 75,075			1,175.75
Total for Check Number 12488:				0.00	2,949.30
12489	10496	John Borden Heating & Air Conditioning	04/07/2022		
	S-93992	Air Conditioner Maintenance - 560 Magnolia Ave			475.00
	S-94002	Air Conditioner Suction Line Repair - 560 Magnolia Ave			675.00
Total for Check Number 12489:				0.00	1,150.00
12490	10967	Keenan & Associates	04/07/2022		
	271086	Active Assailant Training - Districtwide			3,860.00
Total for Check Number 12490:				0.00	3,860.00
12491	10429	Legend Pump & Well Service Inc	04/07/2022		
	57303	Well 23 Rehab - Board Approved 12/08/2021			189,976.00
Total for Check Number 12491:				0.00	189,976.00
12492	10894	Liberty Dental Plan	04/07/2022		
	0001540592	Liberty Dental - April 2022			281.29
Total for Check Number 12492:				0.00	281.29
12493	10322	Jonathan Medina	04/07/2022		
	03232022	Boot Reimbursement - J Medina			53.83
Total for Check Number 12493:				0.00	53.83
12494	10103	Merlin Johnson Construction Inc	04/07/2022		
	061732	Emergency Weldor - Noble Tank Valve Replacement			980.82
Total for Check Number 12494:				0.00	980.82
12495	10143	Nobel Systems Inc	04/07/2022		
	15372	Pre-Paid GeoViewer iPad Subscription 05/01/2022 -			19,500.00
	15384	04/30/2023 GIS Updates to Existing Facilities			2,400.00
Total for Check Number 12495:				0.00	21,900.00
12496	11048	Personality Profile Solutions LLC	04/07/2022		
	32322BCVWD	DiSC Certification - S Foley			3,795.00
Total for Check Number 12496:				0.00	3,795.00
12497	11044	Qualys, Inc	04/07/2022		
	177319	IT Services			9,255.68
Total for Check Number 12497:				0.00	9,255.68
12498	10997	Redistricting Insights, LLC	04/07/2022		
	INV04889	Redistricting Services - March 2022			2,800.00
Total for Check Number 12498:				0.00	2,800.00
12499	10095	Riverside County Dept of Waste Resources	04/07/2022		
	202202000339	Weeds/Trash Removal - 12th/Palm - Feb 2022			30.30
Total for Check Number 12499:				0.00	30.30

Check No	Vendor No Invoice No	Vendor Name Description	Check Date Reference	Void Check	Check Amount
12500	10689	Safety Compliance Company	04/07/2022		
	207814	Safety Meeting - Blood Borne Pathogens - 03/02/2022			250.00
	208052	Safety Meeting - Lockout/Tagout/Blockout - 03/15/2022			250.00
	208089	Facilities Inspection - 03/16/2022			300.00
Total for Check Number 12500:				0.00	800.00
12501	10770	Sulzer Electro-Mechanical Services, Inc	04/07/2022		
	SI3002548	Oil - High HP Well Motors			3,430.82
Total for Check Number 12501:				0.00	3,430.82
12502	10675	Superior Pavement Markings	04/07/2022		
	15106	Pavement Striping - Various Repaved Locations - City of Beaumont			1,750.00
Total for Check Number 12502:				0.00	1,750.00
12503	10255	Unlimited Services Building Maintenance	04/07/2022		
	0450038-IN	Apr 2022 Janitorial Services for 815 E 12th St			150.00
	0450039-IN	Apr 2022 Janitorial Services for 560 Magnolia Ave			845.00
	0450200-IN	Apr 2022 Janitorial Services for 851 E 6th St			160.00
Total for Check Number 12503:				0.00	1,155.00
12504	10778	Urban Habitat	04/07/2022		
	7048	Landscape Contract Service - March 2022			5,140.50
Total for Check Number 12504:				0.00	5,140.50
12505	10934	USAFact, Inc	04/07/2022		
	2033271	Pre-Employment Background Checks - March 2022			31.60
Total for Check Number 12505:				0.00	31.60
12506	10385	Waterline Technologies, Inc. - PSOC	04/07/2022		
	5572024	Chlorine - Well 25			1,147.00
Total for Check Number 12506:				0.00	1,147.00
12507	10651	Weldors Supply and Steel, Inc	04/07/2022		
	27078	Oxygen/Welding Gloves - Welding Supplies			52.67
	27078	Torch Handle/Protective Lens - Parts for Weldor			142.88
	27078	Safety Glasses - Field Staff			17.02
	27274	Pressure Regulator and Gauge for Weldor - Unit 44			793.46
Total for Check Number 12507:				0.00	1,006.03
Total for 4/7/2022:				36,580.05	453,900.94
ACH	10030	Southern California Edison	04/13/2022		
	700154530138Feb	Electricity 11/22/2021-02/22/2022 - Wells			16,522.16
	700154530138Mar	Electricity 02/17-03/23/2022 - Wells			91,935.88
	700154530138Mar	Electricity 02/14-03/15/2022 - 851 E 6th St			179.41
	700154530138Mar	Electricity 02/23-03/23/2022 - Wells			55,453.67
	700154530138Mar	Electricity 02/23-03/23/2022 - 560 Magnolia Ave			1,715.53
	700154530138Mar	Electricity 02/17-03/20/2022 - 815 E 12th Ave			519.75
	700154530138Mar	Electricity 02/23-03/23/2022 - 9781 Avenida Miravi			128.31
	700359906319Mar	Electricity 02/23-03/23/2022 - 13697 Oak Glen Rd			169.90
	700359906319Mar	Electricity 02/23-03/23/2022 - 13695 Oak Glen Rd			204.01
	700359906319Mar	Electricity 02/23-03/23/2022 - 12303 Oak Glen Rd			351.80
Total for this ACH Check for Vendor 10030:				0.00	167,180.42

Check No	Vendor No Invoice No	Vendor Name Description	Check Date Reference	Void Check	Check Amount
ACH	10031	Staples Business Advantage	04/13/2022		
	3502013893	IT Office Supplies - 560 Magnolia Ave			84.01
	3502013894	Office Supplies - 560 Magnolia Ave			20.87
	3502013895	Office Supplies - 560 Magnolia Ave			32.95
	3502013896	Office Supplies - 560 Magnolia Ave			31.13
	3502964036	Office Supplies - 560 Magnolia Ave			88.34
	3502964038	Office Supplies - 560 Magnolia Ave			14.32
	3503504956	Office Supplies - 560 Magnolia Ave			452.44
	3503504957	IT Office Supplies - 560 Magnolia Ave			174.47
	3503504958	Office Supplies - 560 Magnolia Ave			66.24
Total for this ACH Check for Vendor 10031:				0.00	964.77
ACH	10042	Southern California Gas Company	04/13/2022		
	07132135000Mar	Monthly Gas Charges 03/01-03/30/2022			14.30
Total for this ACH Check for Vendor 10042:				0.00	14.30
ACH	10052	Home Depot Credit Services	04/13/2022		
	03312022	Brad Nailer - Unit 5			139.00
	03312022	Faucet - 560 Magnolia Ave			139.00
	03312022	Drywall Repair - 560 Magnolia Ave			124.03
	03312022	6 Ratchet Screwdrivers - Unit 3/12th/Palm			103.25
	03312022	Concrete - Booster 1 Building			95.98
	03312022	Drywall Tools - Districtwide			30.58
	03312022	Replace Stolen Tools			753.17
	03312022	Pressure Vacuum Breaker - District Backflow Tester			310.65
	03312022	Brad Nails - Districtwide			10.75
Total for this ACH Check for Vendor 10052:				0.00	1,706.41
ACH	10147	Online Information Services, Inc	04/13/2022		
	1117427	285 Credit Reports for Mar 2022			799.50
Total for this ACH Check for Vendor 10147:				0.00	799.50
ACH	10350	NAPA Auto Parts	04/13/2022		
	175093	Shop Towels - Unit 17			20.46
	175395	Bulbs - Unit 38			17.76
	175832	Fuel Cap - Unit 12			16.69
	176105	Oil - Unit 37			29.06
	176106	Funnel - Unit 37			1.07
Total for this ACH Check for Vendor 10350:				0.00	85.04
Total for 4/13/2022:				0.00	170,750.44
ACH	10138	ARCO Business Solutions	04/14/2022		
	HW201 Apr 2022	ARCO Fuel Charges 04/05-04/11/2022			3,232.86
Total for this ACH Check for Vendor 10138:				0.00	3,232.86
ACH	10085	CalPERS Retirement System	04/14/2022		
	1002086354	PR Batch 00001.04.2022 CalPERS 8% ER Paid			895.10
	1002086354	PR Batch 00001.04.2022 CalPERS 7% EE Deduction			1,343.54
	1002086354	PR Batch 00001.04.2022 CalPERS 7.5% EE PEPRA			4,505.41
	1002086354	PR Batch 00001.04.2022 CalPERS ER PEPRA			4,859.86
	1002086354	PR Batch 00001.04.2022 CalPERS ER Paid Classic			8,791.06
	1002086354	PR Batch 00001.04.2022 CalPERS 1% ER Paid			191.93
	1002086354	PR Batch 00001.04.2022 CalPERS 8% EE Paid			2,000.93
	1002086359	PR Batch 00001.04.2022 CalPERS ER PEPRA Term EE			63.20
	1002086359	PR Batch 00001.04.2022 CalPERS 7.5% EE PEPRA Term EE			58.59
Total for this ACH Check for Vendor 10085:				0.00	22,709.62

Check No	Vendor No Invoice No	Vendor Name Description	Check Date Reference	Void Check	Check Amount
ACH	10087	EDD	04/14/2022		
	2-120-152-672	PR Batch 00001.04.2022 State Income Tax			4,611.22
	2-120-152-672	PR Batch 00001.04.2022 CA SDI			1,370.96
Total for this ACH Check for Vendor 10087:				0.00	5,982.18
ACH	10094	U.S. Treasury	04/14/2022		
	270250422213067	PR Batch 00001.04.2022 FICA Employer Portion			7,847.39
	270250422213067	PR Batch 00001.04.2022 FICA Employee Portion			7,847.39
	270250422213067	PR Batch 00001.04.2022 Federal Income Tax			12,271.99
	270250422213067	PR Batch 00001.04.2022 Medicare Employer Portion			1,835.27
	270250422213067	PR Batch 00001.04.2022 Medicare Employee Portion			1,835.27
Total for this ACH Check for Vendor 10094:				0.00	31,637.31
ACH	10141	Ca State Disbursement Unit	04/14/2022		
	39399297	PR Batch 00001.04.2022 Garnishment			288.46
Total for this ACH Check for Vendor 10141:				0.00	288.46
ACH	10203	Voya Financial	04/14/2022		
	VB1450PP08 2022	PR Batch 00001.04.2022 Deferred Comp			350.00
Total for this ACH Check for Vendor 10203:				0.00	350.00
ACH	10264	CalPERS Supplemental Income Plans	04/14/2022		
	1002086357	PR Batch 00001.04.2022 ROTH-Post-Tax			25.00
	1002086357	PR Batch 00001.04.2022 100% Contribution			480.22
	1002086357	PR Batch 00001.04.2022 457 Loan Repayment			357.79
	1002086357	PR Batch 00001.04.2022 CalPERS 457			1,271.15
	1002086357	PR Batch 00001.04.2022 457 Catch-Up			417.49
	1002086357	PR Batch 00001.04.2022 CalPERS 457 %			73.61
	1002086357	PR Batch 00001.04.2022 ROTH % Deduction			58.87
Total for this ACH Check for Vendor 10264:				0.00	2,684.13
ACH	10895	Basic Pacific	04/14/2022		
	29102162	PR Batch 00001.04.2022 Flexible Spending Account (PT)			154.18
Total for this ACH Check for Vendor 10895:				0.00	154.18
ACH	10984	MidAmerica Administrative & Retirement Solutions	04/14/2022		
	1649782204295	PR Batch 00001.04.2022 401(a) Deferred Comp			1,043.60
Total for this ACH Check for Vendor 10984:				0.00	1,043.60
1988	10387	Franchise Tax Board	04/14/2022		
	04142022PP08	PR Batch 00001.04.2022 Garnishment FTB			109.03
Total for Check Number 1988:				0.00	109.03
Total for 4/14/2022:				0.00	68,191.37
ACH	10781	Umpqua Bank	04/15/2022		
	10019	C R & R Incorporated			
		Monthly Charges 3 YD Commercial Bin Mar 2022			285.83
	10031	Staples Business Advantage			
		Office Supplies			70.50
	10037	Waste Management Of Inland Empire			
		Yard Dumpsters - 815 E 12th Mar 2022			322.20
		Organics Cart Charges - 815 E 12th Mar 2022			54.50
		Recycling Dumpster Charges - 815 E 12th Mar 2022			97.59
		Recycling Dumpster Charges - 560 Magnolia Mar 2022			97.59
		Monthly Sanitation - 560 Magnolia Mar 2022			118.50

Check No	Vendor No Invoice No	Vendor Name Description	Check Date Reference	Void Check	Check Amount
10171		Riverside Assessor - County Recorder County Records for District Owned Residences			35.80
10173		California Society of Municipal Finance Officers Intermediate Govt Accounting - E Gonzales Budget Award Application Fee			200.00 150.00
10192		Jaytown Industries Inc 50 District Logo Decals - District Buildings			944.97
10224		Legal Shield Monthly Prepaid Legal for Employees Mar 2022			123.55
10233		Pro-Pipe & Supply Union - 9781 Avenida Miravilla			133.78
10249		CDW Government LLC Annual Support Maint Renewal - Proxy Software			2,208.62
10284		Underground Service Alert of Southern California 158 New Ticket Charges Feb 2022 Monthly Maintenance Fee			260.70 10.00
10338		California Special Districts Association Refund - 2022 Special District Leadership Academy - J Covington			-525.00
10366		DRI VMware Annual VMWare License/Support Renewal			4,027.00
10409		Stater Bros Drinks/Napkins/Plates - Lunch & Learn Active Assailant Training			70.27
10417		Agri Builders/Commercial Concepts 35 Blank White Signs - District Buildings 25 Blank White Signs - Canyon Property/NCRF I & II 25 Blank White Signs - District Buildings			1,230.75 864.49 864.49
10420		Amazon Capital Services, Inc. 2 Replacement Batteries - Meter Readers			94.14
10424		Top-Line Industrial Supply, LLC Tie Down Chains - Districtwide			290.60
10455		Advance Refrigeration & Ice Systems, Inc Ice Machine Maintenance - 12th/Palm			901.63
10477		Walgreens 2 Certificate Frames - 12th/Palm			25.17
10546		Frontier Communications 02/10-03/09/2022 Feb 2022 FIOS/FAX 12th/Palm 02/25-03/24/2022 Mar 2022 FIOS/FAX 841 E 6th St 02/25-03/24/2022 Mar 2022 FIOS/FAX 560 Magnolia Ave			327.98 143.94 290.00
10572		Southwest Airlines Flight - Water 101 - L Williams Flight - Water 101 - J Covington Flight - Bay Delta Tour - J Covington Flight - Bay Delta Tour - D Slawson			176.98 290.95 197.96 212.96
10573		O'Reilly Auto Parts 2 Stethoscopes - Unit 4/45 Power Inverter - Districtwide			25.84 35.55
10598		myfax Annual Renewal - HR Fax			110.00
10623		WP Engine Web Host for BCVWD Website Mar 2022			115.00
10630		FMB Truck Outfitters, Inc Weldor Torch Bottle Holder Kit - Unit 44			343.67
10632		Quinn Company LED Flood Light Replacements - CAT Dozer			564.04
10655		CompTIA CGCIO Training - R Rasha			3,700.00
10684		Ubiquity Networks 6 Replacement WiFi Extenders - Districtwide			1,157.24
10692		MMSoft Design Network Monitoring Software Mar 2022 Network Monitoring Software Upgrade			202.45 42.47
10761		BLS*Spamtitan Monthly Web Filter License Mar 2022			71.88

Check No	Vendor No Invoice No	Vendor Name Description	Check Date Reference	Void Check	Check Amount
10782		R.S. Hughes, Inc Saftey Guard Rail - Noble Tank			361.12
10784		Autodesk, Inc Auto CAD Software 851 E 6th St - Mar 2022			1,135.00
10790		Microsoft Monthly Microsoft Exchange - Mar 2022			16.40
		Monthly Microsoft Office License - Mar 2022			960.00
		Monthly Microsoft Exchange - Mar 2022			295.49
10840		Ready Fresh (Arrowhead) Water - March 2022 - 851 E 6th St			59.45
10848		DLR-Anaheim Hotel - PARMA Conference - S Foley			619.26
10850		ISC Membership Renewal - 09/01/2022-08/31/2023			125.00
10892		Zoom Video Communications, Inc. (10) Video Conferences April 2022			205.90
10896		BlueBeam, Inc. Annual License & Maint Renewal - Team Coordination Software			753.25
10918		Apple.com Cloud Storage - iPads			9.99
10926		SSD Alarm Alarm Equip/Rent/Service/Monitor - 560 Magnolia Ave			362.13
		Alarm Equip/Rent/Service/Monitor - 11083 Cherry Ave			59.50
		Alarm Equip/Rent/Service/Monitor - 851 E. 6th St			77.69
		Alarm Equip/Rent/Service/Monitor - 815 12th St			125.00
10952		Eventbrite Water 101 - L Williams/J Covington - 04/08/2022			518.00
		Bay Delta Tour - L Williams - 05/18-05/20/2022			929.00
		Bay Delta Tour - J Covington - 05/18-05/20/2022			929.00
		Bay Delta Tour - D Slawson - 05/18-05/20/2022			929.00
		SHRM Chapter Meeting - S Foley - 04/21/2022			20.00
10955		City of Calimesa Annual Encroachment Permit - EP 22-06			123.00
10978		Nextiva, Inc. Monthly Phone Service March 2022			2,600.44
10999		Backblaze Offsite Backup Storage - Mar 2022			45.94
		Offsite Backup Storage - Apr 2022			50.64
11023		Dominos Pizza Pizza - Lunch and Learn Assailant Training			200.17
11030		Association for Talent Development Succession Planning Training Material - HR			19.99
11050		Ebay Handheld Meter Reader			1,023.61
11051		EZNotaryclass.com Notary Certification Supply Kit - K Manini			93.07
		Notary Certification Class - K Manini			79.00
11052		Hertz Rental Car Rental Car - J Covington - Pending Reversal			231.45
11053		McAfee Institue, LLC Cyber Investigation Certification - R Rasha			897.10
11054		MyMedic Emergency Response First Aid Kits			1,518.62
11055		United Airlines Flight - Water 101 - L Williams (Re-Booked)			248.60
Total for this ACH Check for Vendor 10781:				0.00	36,588.39
Total for 4/15/2022:				0.00	36,588.39

Check No	Vendor No Invoice No	Vendor Name Description	Check Date Reference	Void Check	Check Amount
ACH	10138 HW201 Apr 2022	ARCO Business Solutions ARCO Fuel Charges 04/12-04/18/2022	04/21/2022		2,587.27
Total for this ACH Check for Vendor 10138:				0.00	2,587.27
12509	11057 04212022 04212022	SWRCB DFA - Arrearages Program Refund Credits Not Applicable - Arrearages Grant Program Refund Credits Not Applicable - Arrearages Grant Program	04/21/2022		3,104.57 39,412.42
Total for Check Number 12509:				0.00	42,516.99
12510	10000 1573 1573	A C Propane Co Annual Tank Rental - 12303 Oak Glen Rd Annual Tank Rental - 9781 Avenida Miravilla	04/21/2022		52.80 52.80
Total for Check Number 12510:				0.00	105.60
12511	10792 05012022	A-1 Financial Services May 2022 Rent - 851 E. 6th St Eng Office	04/21/2022		2,131.64
Total for Check Number 12511:				0.00	2,131.64
12512	10319 04012022 04012022 04012022 04012022 04012022 04012022	ACWA Joint Powers Insurance Authority 2021/2022 3rd Qtr Board WC Calculation Adj 2021/2022 3rd Qtr Finance WC Calculation Adj PP08 EE Adjustment 2021/2022 3rd Qtr Engineering WC Calculation Adj 2021/2022 3rd Qtr Operations WC Calculation Adj 2021/2022 3rd Qtr Workers Comp	04/21/2022		-0.11 -1.24 307.37 -1.90 0.99 10,167.55
Total for Check Number 12512:				0.00	10,472.66
12513	10144 LYUM1620337 LYUM1620338	Alsco Inc Cleaning Mats/Shop Towels 12th/Palm March 2022 Cleaning Mats/Air Fresheners 560 Magnolia March 2022	04/21/2022		29.32 55.36
Total for Check Number 12513:				0.00	84.68
12514	10695 2249	B-81 Paving Inc 6 Mainline Leak Repairs - Cherry Valley	04/21/2022		8,101.50
Total for Check Number 12514:				0.00	8,101.50
12515	10855 1498860	Badger Meter, Inc 1" Encoder W/ITRON ILC	04/21/2022		51,289.00
Total for Check Number 12515:				0.00	51,289.00
12516	10773 22-253	Bartel Associates, LLC GASB 75 Project - March 2022	04/21/2022		510.00
Total for Check Number 12516:				0.00	510.00
12517	10822 28404374 28404374 28404374 28404374 28404375 28404375	Canon Financial Services, Inc Contract Charge - 04/01-04/30/2022 - 851 E 6th St Meter Usage - 03/01-03/31/2022 Meter Usage - 03/01-03/31/2022 Contract Charge - 04/01-04/30/2022 - 560 Magnolia Ave Contract Charge - 04/01-04/30/2022 - 12th/Palm Meter Usage - 03/01-03/31/2022	04/21/2022		238.56 58.70 596.32 329.33 235.78 78.75
Total for Check Number 12517:				0.00	1,537.44

Check No	Vendor No Invoice No	Vendor Name Description	Check Date Reference	Void Check	Check Amount
12518	10614	Cherry Valley Automotive	04/21/2022		
	37519	Flat Repair - Unit 38/OD 30,192			20.00
	37534	Flat Repair - Unit 03/OD 75,454			20.00
	37535	Oil/Filter/Brake Pads - Unit 32/OD 61,037			359.54
	37535	Labor - Oil/Filter/Brake Pads - Unit 32/OD 61,037			300.00
	37565	Labor - Oil/Filter/Bulb - Unit 38/OD 30,385			35.00
	37565	Oil/Filter/Bulb - Unit 38/OD 30,385			38.70
Total for Check Number 12518:				0.00	773.24
12519	10351	Cherry Valley Nursery & Landscape Supply	04/21/2022		
	0229147	Sod - Service Repair			19.36
	0231660	Sod - Service Repair			12.91
Total for Check Number 12519:				0.00	32.27
12520	10016	City of Beaumont	04/21/2022		
	EP2022-0074	EP0074 - 7th St & Alley East of Wellwood Ave			800.50
Total for Check Number 12520:				0.00	800.50
12521	10709	Core & Main LP	04/21/2022		
	Q612491	Nipple Brass 1 X 06			1,054.05
	Q612491	Meter Coupling 1 X 2-1/2			1,787.57
	Q612491	Hydrant 6 Hole J-3765 4 X 2-1/2 X2-1/2			5,541.02
Total for Check Number 12521:				0.00	8,382.64
12522	10802	John Covington	04/21/2022		
	04122022	Reimburse Rental Car Expense - Water 101 - J Covington			273.31
	04122022	Reimburse Mileage Expense - Water 101 - J Covington			48.20
	04122022	Reimburse Parking Expense - Water 101 - J Covington			26.00
Total for Check Number 12522:				0.00	347.51
12523	10266	Cozad & Fox Inc.	04/21/2022		
	18079	Engineering & Design Services - "B" Line Pipeline Replacement			7,712.60
Total for Check Number 12523:				0.00	7,712.60
12524	10772	CV Strategies	04/21/2022		
	6659	Strategic Communication Services - Feb 2022			14,053.75
Total for Check Number 12524:				0.00	14,053.75
12525	10390	Dangelo Company	04/21/2022		
	S1466096.001	Material - MDP Line 16 Pipeline Replacement Project			71.07
	S1469135.001	Meter Coupling JJ 1 X 1 1/2			1,856.14
	S1469135.001	Meter Coupling 1 X 3			161.91
	S1472026.001	Meter Gasket Drop In 1-1/2			165.72
	S1472026.001	Nuts and Bolts 5/8 X 2 1/2			104.19
Total for Check Number 12525:				0.00	2,359.03
12526	11037	Darktrace Holdings Limited	04/21/2022		
	150140	Reissue - IT Services			36,580.05
Total for Check Number 12526:				0.00	36,580.05
12527	10942	Diamond Environmental Services LP	04/21/2022		
	0003874134	(2) Rental and Service Handicap Restroom - 04/11-05/09/2022			271.10
	0003874135	(1) Rental and Service Portable Restroom - 04/11-05/09/2022			102.06
Total for Check Number 12527:				0.00	373.16

Check No	Vendor No Invoice No	Vendor Name Description	Check Date Reference	Void Check	Check Amount
12528	10244 04112022	Fiserv Inc NSF Fee - 1107527265	04/21/2022		40.00
Total for Check Number 12528:				0.00	40.00
12529	10303 9282850131	Grainger Inc Poly Pinchers - Unit 4/Unit 17	04/21/2022		618.46
Total for Check Number 12529:				0.00	618.46
12530	10321 04142022D 04142022T	Julian Herrera Jr Water Distribution System Operation & Maint Course - J Herrera Water Treatment Plant Operation Course - J Herrera	04/21/2022		50.00 50.00
Total for Check Number 12530:				0.00	100.00
12531	10929 1105	IC Systems (96) 60lb Buckets Accu-Tab Chlorine Tablets - Dist Chloronators	04/21/2022		16,600.00
Total for Check Number 12531:				0.00	16,600.00
12532	10995 19749 19749 19759 19759	Infinity Recycling & Materials Inc Class II Base - Leak Repairs Class II Base - Leak Repairs Class II Base - Leak Repairs Class II Base - Leak Repairs	04/21/2022		120.00 120.00 80.01 79.99
Total for Check Number 12532:				0.00	400.00
12533	10398 209784 209784 209785	Infosend, Inc Mar 2022 Supply Charges for Utility Billing Mar 2022 Processing Charges for Utility Billing Mar 2022 Postage Charges for Utility Billing	04/21/2022		737.81 1,106.91 4,988.56
Total for Check Number 12533:				0.00	6,833.28
12534	10273 S1054362.001 S1054362.001 S1054529.001 S1054635.001 S1054706.001 S1054706.002 S1054739.001 S1054739.001	Inland Water Works Supply Co. Full Circle 595 - 635 X 07.5 Full Circle 595 - 635 X 12 Materials - 2017 Pipeline Replacement Project 1 Meter Coupling Materials - MDP Line 16 Replacement Pipeline Project Materials - MDP Line 16 Replacement Pipeline Project DIP 8 PC 350 Field Lok 8	04/21/2022		458.71 1,283.68 18,118.07 8,297.66 2,125.53 133.42 5,637.51 3,259.94
Total for Check Number 12534:				0.00	39,314.52
12535	10496 S-94261	John Borden Heating & Air Conditioning AC Unit Repair - 560 Magnolia Ave	04/21/2022		524.00
Total for Check Number 12535:				0.00	524.00
12536	10894 0001546961	Liberty Dental Plan Liberty Dental - May 2022	04/21/2022		326.41
Total for Check Number 12536:				0.00	326.41
12537	10026 561672 RI 561672 RI 561672 RI	McCrometer Inc New Meter Bearing Assembly for Well 12 Meter Cable for Well 12 Meter Dry Packs for Pumping Equipment Meters	04/21/2022		345.82 19.58 65.25
Total for Check Number 12537:				0.00	430.65

Check No	Vendor No Invoice No	Vendor Name Description	Check Date Reference	Void Check	Check Amount
12538	10103 061744	Merlin Johnson Construction Inc Retention Costs - Antonelle Pipeline Project	04/21/2022		7,728.90
Total for Check Number 12538:				0.00	7,728.90
12539	10223 236079	Richards, Watson & Gershon Legal Services Feb 2022 Board Approval 04/13/2022	04/21/2022		3,937.50
Total for Check Number 12539:				0.00	3,937.50
12540	10095 202203000339	Riverside County Dept of Waste Resources Weeds/Trash Removal NCR I Mar 2022	04/21/2022		36.70
Total for Check Number 12540:				0.00	36.70
12541	10689 208724	Safety Compliance Company Safety Training - Heat Illness - 04/06/2022	04/21/2022		250.00
Total for Check Number 12541:				0.00	250.00
12542	10290 22-00244	San Gorgonio Pass Water Agency 382 AF @ \$399 for Mar 2022	04/21/2022		152,418.00
Total for Check Number 12542:				0.00	152,418.00
12543	10830 2091876-IN	SC Fuels Hydraulic Oil for Maintenance on District Wells	04/21/2022		1,011.46
Total for Check Number 12543:				0.00	1,011.46
12544	10989 04142022	Shannon Anglin Mobile Notary Fee	04/21/2022		205.00
Total for Check Number 12544:				0.00	205.00
12545	10758 124383867-0001	Sunbelt Rentals, Inc Roller Rental for Damaged Slope Repairs at NCRF Ph 1	04/21/2022		2,089.75
Total for Check Number 12545:				0.00	2,089.75
12546	10981 0740 0822	Taylor's Plumbing, LLC Service Hot Water Heater - 560 Magnolia Ave Replace Expansion Tank for Hot Water Heater - 560 Magnolia Ave	04/21/2022		285.00 235.80
Total for Check Number 12546:				0.00	520.80
12547	10651 27435	Weldors Supply and Steel, Inc Couplers/Fittings - District Weldor	04/21/2022		31.64
Total for Check Number 12547:				0.00	31.64
Total for 4/21/2022:				0.00	424,168.60
12548	10769 04262022	Fritts Ford 2022 Ford F150 4x4	04/26/2022		33,337.15
Total for Check Number 12548:				0.00	33,337.15
Total for 4/26/2022:				0.00	33,337.15

Check No	Vendor No Invoice No	Vendor Name Description	Check Date Reference	Void Check	Check Amount
ACH	10085	CalPERS Retirement System	04/28/2022		
	1002095583	PR Batch 00002.04.2022 CalPERS 8% EE Paid			1,799.20
	1002095583	PR Batch 00001.04.2022 CalPERS ER PEPRA			54.36
	1002095583	PR Batch 00002.04.2022 CalPERS 7.5% EE PEPRA			20.23
	1002095583	PR Batch 00002.04.2022 CalPERS 1% ER Paid			191.93
	1002095583	PR Batch 00002.04.2022 CalPERS ER PEPRA			21.82
	1002095583	PR Batch 00002.04.2022 CalPERS 7.5% EE PEPRA			4,416.72
	1002095583	PR Batch 00002.04.2022 CalPERS ER PEPRA			4,764.18
	1002095583	PR Batch 00001.04.2022 CalPERS 7.5% EE PEPRA			50.40
	1002095583	PR Batch 00002.04.2022 CalPERS 8% ER Paid			895.10
	1002095583	PR Batch 00002.04.2022 CalPERS 7% EE Deduction			1,343.54
	1002095583	PR Batch 00002.04.2022 CalPERS ER Paid Classic			8,390.87
Total for this ACH Check for Vendor 10085:				0.00	21,948.35
ACH	10087	EDD	04/28/2022		
	0-516-142-176	PR Batch 00001.04.2022 CA SDI			7.63
	0-516-142-176	PR Batch 00001.04.2022 State Income Tax			10.21
	0-516-142-176	PR Batch 00002.04.2022 CA SDI			3.12
	0-516-142-176	PR Batch 00002.04.2022 State Income Tax			2.89
	0-516-142-176	PR Batch 00002.04.2022 State Income Tax			4,551.04
	0-516-142-176	PR Batch 00002.04.2022 CA SDI			1,331.77
Total for this ACH Check for Vendor 10087:				0.00	5,906.66
ACH	10094	U.S. Treasury	04/28/2022		
	270251850968771	PR Batch 00001.04.2022 Medicare Employer Portion			10.06
	270251850968771	PR Batch 00001.04.2022 FICA Employer Portion			43.00
	270251850968771	PR Batch 00002.04.2022 Medicare Employee Portion			4.11
	270251850968771	PR Batch 00002.04.2022 Federal Income Tax			12,048.23
	270251850968771	PR Batch 00002.04.2022 Medicare Employee Portion			1,817.51
	270251850968771	PR Batch 00001.04.2022 Federal Income Tax			49.20
	270251850968771	PR Batch 00001.04.2022 FICA Employee Portion			43.00
	270251850968771	PR Batch 00002.04.2022 FICA Employee Portion			7,771.46
	270251850968771	PR Batch 00002.04.2022 FICA Employer Portion			17.57
	270251850968771	PR Batch 00002.04.2022 Medicare Employer Portion			1,817.51
	270251850968771	PR Batch 00002.04.2022 Medicare Employer Portion			4.11
	270251850968771	PR Batch 00002.04.2022 Federal Income Tax			9.58
	270251850968771	PR Batch 00002.04.2022 FICA Employee Portion			17.57
	270251850968771	PR Batch 00001.04.2022 Medicare Employee Portion			10.06
	270251850968771	PR Batch 00002.04.2022 FICA Employer Portion			7,771.46
Total for this ACH Check for Vendor 10094:				0.00	31,434.43
ACH	10141	Ca State Disbursement Unit	04/28/2022		
	39555410	PR Batch 00002.04.2022 Garnishment			288.46
Total for this ACH Check for Vendor 10141:				0.00	288.46
ACH	10203	Voya Financial	04/28/2022		
	VB1450PP09 2022	PR Batch 00002.04.2022 Deferred Comp			350.00
Total for this ACH Check for Vendor 10203:				0.00	350.00
ACH	10264	CalPERs Supplemental Income Plans	04/28/2022		
	1002095580	PR Batch 00002.04.2022 CalPERS 457 %			74.58
	1002095580	PR Batch 00002.04.2022 CalPERS 457			1,271.15
	1002095580	PR Batch 00002.04.2022 ROTH-Post-Tax			25.00
	1002095580	PR Batch 00002.04.2022 457 Catch-Up			417.49
	1002095580	PR Batch 00002.04.2022 ROTH % Deduction			61.16
	1002095580	PR Batch 00002.04.2022 100% Contribution			1,200.55
	1002095580	PR Batch 00002.04.2022 457 Loan Repayment			357.79
Total for this ACH Check for Vendor 10264:				0.00	3,407.72

Check No	Vendor No Invoice No	Vendor Name Description	Check Date Reference	Void Check	Check Amount
ACH	10895 29262321	Basic Pacific PR Batch 00002.04.2022 Flexible Spending Account (PT)	04/28/2022		154.18
Total for this ACH Check for Vendor 10895:				0.00	154.18
ACH	10984 1651006496495	MidAmerica Administrative & Retirement Solutions PR Batch 00002.04.2022 401(a) Deferred Comp	04/28/2022		1,043.60
Total for this ACH Check for Vendor 10984:				0.00	1,043.60
1991	10387 04282022PP09	Franchise Tax Board PR Batch 00002.04.2022 Garnishment FTB	04/28/2022		109.03
Total for Check Number 1991:				0.00	109.03
Total for 4/28/2022:				0.00	64,642.43
Report Total (174 checks):				36,580.05	1,251,579.32



**Beaumont-Cherry Valley Water District
Finance and Audit Committee Meeting
May 5, 2022**

Item 4d

STAFF REPORT

TO: Finance and Audit Committee
FROM: Finance and Administrative Services
SUBJECT: April 2022 Invoices Pending Approval

Staff Recommendation

Approve the pending invoice totaling \$4,675.15.

Background

Staff has reviewed the pending invoice and found the services rendered were acceptable to the District.

Fiscal Impact

There is a \$4,675.15 impact to the District which will be paid from the 2022 budget.

Attachment(s)

- Richards Watson Gershon Invoice #236543

Staff Report prepared by William Clayton, Senior Finance and Administrative Analyst



T 213.626.8484
F 213.626.0078
Fed. I.D. No. 95-3292015

350 South Grand Avenue
37th Floor
Los Angeles, CA 90071

CONFIDENTIAL

This material is subject to the attorney-client privilege and/or attorney work product protection, or otherwise is privileged or confidential. Do not disclose the contents hereof. Do not file with publicly-accessible records.

DAN JAGGERS, GENERAL MANAGER
BEAUMONT- CHERRY VALLEY WATER DISTRICT
560 MAGNOLIA AVENUE
BEAUMONT, CA 92223-2258

April 12, 2022
Invoice # 236543

Re: 12788-0001 GENERAL COUNSEL SERVICES

For professional services rendered through March 31, 2022:

Current Legal Fees.....	\$4,675.00
Current Client Costs Advanced	<u>\$0.15</u>
TOTAL CURRENT FEES AND COSTS.....	<u>\$4,675.15</u>
Balance Due From Previous Statement	\$3,937.50
TOTAL BALANCE DUE FOR THIS MATTER.....	<u>\$8,612.65</u>

TERMS: PAYMENT DUE UPON RECEIPT

PLEASE RETURN THIS PAGE WITH YOUR REMITTANCE TO

RICHARDS, WATSON & GERSHON
350 South Grand Avenue, 37th Floor
Los Angeles, CA 90071

RICHARDS WATSON GERSHON

Payroll

Timecard Proof List

Date Range: 03/01/2022 to 03/31/2022

Beaumont-Cherry Valley Water District

560 Magnolia Avenue
Beaumont CA 92223
(951) 845-9581
www.bcvwd.org



Pay	Date	Per Diem	Reimbursement	Reimbursement Cost	# of Meetings YTD
Employee No: 170 Slawson, Daniel					
Special Board Meeting	3/7/2022	260.00			
Regular Board Meeting	3/9/2022	260.00			
San Geronio Pass Region Water Alliance	3/23/2022	260.00			
Employee No: 170	Total Meetings for March	3	780.00	Total Reimbursements	0.00
Employee No: 178 Hoffman, David					
Finance & Audit Committee	3/3/2022	260.00			
Special Board Meeting	3/7/2022	260.00			
Regular Board Meeting	3/9/2022	260.00			
Engineering Workshop	3/24/2022	260.00			
Employee No: 178	Total Meetings for March	4	1,040.00	Total Reimbursements	0.00
Employee No: 179 Covington, John					
Finance & Audit Committee	3/3/2022	260.00			
Special Board Meeting	3/7/2022	260.00			
Regular Board Meeting	3/9/2022	260.00			
Personnel Committee	3/15/2022	260.00			
Engineering Workshop	3/24/2022	260.00			
Employee No: 179	Total Meetings for March	5	1,300.00	Total Reimbursements	0.00
Employee No: 193 Ramirez, Andy					
Collaborative Agencies Committee Meeting	3/2/2022	260.00			
ACWA - California: Fixing the Bay-Delta	3/5/2022	260.00			
Special Board Meeting	3/7/2022	260.00			
Regular Board Meeting	3/9/2022	260.00			
Ad Hoc Communications Committee	3/16/2022	260.00			
CSDA - Understanding Board Member and District Liability	3/18/2022	260.00			
Engineering Workshop	3/24/2022	260.00			
Employee No: 193	Total Meetings for March	7	1,820.00	Total Reimbursements	0.00
Employee No: 214 Williams, Lona					
Special Board Meeting	3/7/2022	260.00			
Regular Board Meeting	3/9/2022	260.00			
City Of Beaumont Council Meeting	3/15/2022	260.00			
Ad Hoc Communications Committee	3/16/2022	260.00			
Engineering Workshop	3/24/2022	260.00			
Employee No: 214	Total Meetings for March	5	1,300.00	Total Reimbursements	0.00




Beaumont-Cherry Valley Water District
Finance & Audit Committee Meeting
March 3, 2022
Sign-In Sheet

By signing this document, I am verifying that I have attended the meeting and am authorized to receive per diem for my attendance in accordance with District Policy.

Name

Signature

Secretary David Hoffman Employee #178	
President Lona Williams Employee #214	
Alternate Covington (Alternate) Employee #179	

The stipend for this meeting will be paid on 03/17/2022






**Beaumont-Cherry Valley Water District
Special Board Meeting
March 7, 2022
Sign-In Sheet**

By signing this document, I am verifying that I have attended the meeting and am authorized to receive per diem for my attendance in accordance with District Policy.

Name

Signature

President Lona Williams Employee #214	
ON-LINE VP Andy Ramirez Employee #193	
Secretary David Hoffman Employee #178	
Treasurer John Covington Employee #179	
ON-LINE Director Daniel Slawson Employee #170	

The stipend for this meeting will be paid on 03/17/2022







**Beaumont-Cherry Valley Water District
Regular Board Meeting
March 9, 2022
Sign-In Sheet**

By signing this document, I am verifying that I have attended the meeting and am authorized to receive per diem for my attendance in accordance with District Policy.

Name

Signature

President Lona Williams Employee #214	
VP Andy Ramirez Employee #193	zoom
Secretary David Hoffman Employee #178	
Treasurer John Covington Employee #179	
Director Daniel Slawson Employee #170	

The stipend for this meeting will be paid on 03/17/2022



Beaumont-Cherry Valley Water District

Personnel Committee Meeting


March 15, 2022

Sign-In Sheet

By signing this document I am verifying that I have attended the meeting and am authorized to receive per diem for my attendance in accordance with District Policy.

Name

Signature

John Covington Employee #179	
Andy Ramirez Employee #193	
David Hoffman (Alternate) Employee #178	

The stipend for this meeting will be paid on 3/31/2022





**Beaumont-Cherry Valley Water District
Engineering Workshop
March 24, 2022
Sign-In Sheet**

By signing this document, I am verifying that I have attended the meeting and am authorized to receive per diem for my attendance in accordance with District Policy.

Name


Signature

Daniel Slawson Employee #170	Absent
Lona Williams Employee #214	
Director John Covington Employee #179	Via zoom
Director David Hoffman Employee #178	
Director Andy Ramirez Employee #193	Via zoom

The stipend for this meeting will be paid on 3/31/2022

Beaumont-Cherry Valley Water District

Record of Board Member Expenses/Claim Form for Reimbursement
(Conferences, Meetings, Travels)

Name	Director Daniel Slawson			Division 3	Member ID- Director #
Email (optional)				Department- Board of Directors (110)	
BCVWD Meeting Type	Attended	Date	Location of Meeting	Amount	
Regular Board Meeting (including Engineering Workshop)	<input type="checkbox"/>			\$260 per diem per day	
Finance & Audit Committee Meeting	<input type="checkbox"/>			\$260 per diem per day	
Personnel Committee Meeting	<input type="checkbox"/>			\$260 per diem per day	
Ad Hoc Communications Meeting	<input type="checkbox"/>			\$260 per diem per day	
Collaborative Agency Meeting (BCV-Parks Admin)	<input type="checkbox"/>			\$260 per diem per day	
San Geronio Pass Water Alliance Meeting	<input checked="" type="checkbox"/>	3-23-22	zoom	\$260 per diem per day	
Special Board Meeting	<input type="checkbox"/>			\$260 per diem per day	
Director Training: _____	<input type="checkbox"/>			\$260 per diem per day	
Other: _____	<input type="checkbox"/>			\$260 per diem per day	
Other: _____	<input type="checkbox"/>			\$260 per diem per day	
Is this request to be paid on a meeting not listed under the current Policy? <input type="checkbox"/> Yes <input type="checkbox"/> No					
Expenses	Dates	Details			Amount
Transportation		<input type="checkbox"/> Taxi/Rental	<input type="checkbox"/> Air	<input type="checkbox"/> Other	\$
		<input type="checkbox"/> Taxi/Rental	<input type="checkbox"/> Air	<input type="checkbox"/> Other	\$
Own Car		Mileage at \$0.575 per mile (2020) _____ miles			\$
Lodging		Location: _____			\$
		Location: _____			\$
Meals		Not to exceed \$50/day; please attached receipts for each			\$
Conference fees		Purpose			\$
		Purpose			\$
Other		Purpose			\$
		Purpose			\$
Subtotal					\$
Less amount paid by company					\$
Director Signature 					Date 3-28-22
Approver Signature _____					Date _____

Please attach original receipts for all listed expenses, sign the form and send to the Accounting Department. See information at the back of this form for approved Per Diems and Expenses for Board Members

Beaumont-Cherry Valley Water District

Record of Board Member Expenses/Claim Form for Reimbursement
(Conferences, Meetings, Travels)

Name	Director Andy Ramirez			Division	Member ID- Director #
Email (optional)				Department- Board of Directors (110)	
BCVWD Meeting Type	Attended	Date	Location of Meeting	Amount	
Regular Board Meeting (including Engineering Workshop) Paid 03/03/2022	<input checked="" type="checkbox"/>	2/24/22	Zoom	\$260 per diem per day	
Finance & Audit Committee Meeting	<input type="checkbox"/>			\$260 per diem per day	
Personnel Committee Meeting	<input type="checkbox"/>			\$260 per diem per day	
Ad Hoc Communications Meeting	<input type="checkbox"/>			\$260 per diem per day	
Collaborative Agency Meeting (BCV-Parks Admin)	<input checked="" type="checkbox"/>	3/2/22	Online	\$260 per diem per day	
San Geronio Pass Water Alliance Meeting	<input type="checkbox"/>			\$260 per diem per day	
Special Board Meeting Paid 03/03/2022	<input checked="" type="checkbox"/>	2/23/22	Zoom	\$260 per diem per day	
Director Training: ACWA	<input type="checkbox"/>			\$260 per diem per day	
CALIFORNIA H2O: Fixing the Bay-Delta Other:	<input checked="" type="checkbox"/>	3/5/22	Online	\$260 per diem per day	
Other:	<input type="checkbox"/>			\$260 per diem per day	
Is this request to be paid on a meeting not listed under the current Policy? <input type="checkbox"/> Yes <input type="checkbox"/> No					
Expenses	Dates	Details			Amount
Transportation		<input type="checkbox"/> Taxi/Rental	<input type="checkbox"/> Air	<input type="checkbox"/> Other	\$
		<input type="checkbox"/> Taxi/Rental	<input type="checkbox"/> Air	<input type="checkbox"/> Other	\$
Own Car		Mileage at \$0.575 per mile (2020) _____ miles			\$
Lodging		Location: _____			\$
		Location: _____			\$
Meals		Not to exceed \$50/day; please attached receipts for each			\$
Conference fees		Purpose			\$
		Purpose			\$
Other		Purpose			\$
		Purpose			\$
Subtotal					\$
Less amount paid by company					\$
Director Signature					Date
Approver Signature					Date

Please attach original receipts for all listed expenses, sign the form and send to the Accounting Department. See information at the back of this form for approved Per Diems and Expenses for Board Members

Beaumont-Cherry Valley Water District

Record of Board Member Expenses/Claim Form for Reimbursement
(Conferences, Meetings, Travels)

Name	Director Andy Ramirez			Division	Member ID- Director #
Email (optional)				Department- Board of Directors (110)	
BCVWD Meeting Type	Attended	Date	Location of Meeting	Amount	
Regular Board Meeting (including Engineering Workshop)	<input checked="" type="checkbox"/>	3/9/22	Zoom	\$260 per diem per day	
Finance & Audit Committee Meeting	<input type="checkbox"/>			\$260 per diem per day	
Personnel Committee Meeting	<input type="checkbox"/>			\$260 per diem per day	
Ad Hoc Communications Meeting	<input type="checkbox"/>			\$260 per diem per day	
Collaborative Agency Meeting (BCV-Parks Admin)	<input type="checkbox"/>			\$260 per diem per day	
San Geronio Pass Water Alliance Meeting	<input type="checkbox"/>			\$260 per diem per day	
Special Board Meeting	<input checked="" type="checkbox"/>	3/7/22	Zoom	\$260 per diem per day	
Director Training: _____	<input type="checkbox"/>			\$260 per diem per day	
Other: _____	<input type="checkbox"/>			\$260 per diem per day	
Other: _____	<input type="checkbox"/>			\$260 per diem per day	
Is this request to be paid on a meeting not listed under the current Policy? <input type="checkbox"/> Yes <input type="checkbox"/> No					
Expenses	Dates	Details			Amount
Transportation		<input type="checkbox"/> Taxi/Rental	<input type="checkbox"/> Air	<input type="checkbox"/> Other	\$
		<input type="checkbox"/> Taxi/Rental	<input type="checkbox"/> Air	<input type="checkbox"/> Other	\$
Own Car		Mileage at \$0.575 per mile (2020) _____ miles			\$
Lodging		Location: _____			\$
		Location: _____			\$
Meals		Not to exceed \$50/day; please attached receipts for each			\$
Conference fees		Purpose			\$
		Purpose			\$
Other		Purpose			\$
		Purpose			\$
Subtotal					\$
Less amount paid by company					\$
Director Signature					Date 3/9/22
Approver Signature					Date

Please attach original receipts for all listed expenses, sign the form and send to the Accounting Department. See information at the back of this form for approved Per Diems and Expenses for Board Members

Beaumont-Cherry Valley Water District

Record of Board Member Expenses/Claim Form for Reimbursement
(Conferences, Meetings, Travels)

Name	Director Andy Ramirez			Division	Member ID- Director #
Email (optional)				Department- Board of Directors (110)	
BCVWD Meeting Type	Attended	Date	Location of Meeting		Amount
Regular Board Meeting (including Engineering Workshop)	<input type="checkbox"/>				\$260 per diem per day
Finance & Audit Committee Meeting	<input type="checkbox"/>				\$260 per diem per day
Personnel Committee Meeting	<input type="checkbox"/>				\$260 per diem per day
Ad Hoc Communications Meeting	<input checked="" type="checkbox"/>	3/16	online		\$260 per diem per day
Collaborative Agency Meeting (BCV-Parks Admin)	<input type="checkbox"/>				\$260 per diem per day
San Geronio Pass Water Alliance Meeting	<input type="checkbox"/>				\$260 per diem per day
Special Board Meeting	<input type="checkbox"/>				\$260 per diem per day
Director Training: _____	<input type="checkbox"/>				\$260 per diem per day
Other: _____	<input type="checkbox"/>				\$260 per diem per day
Other: _____	<input type="checkbox"/>				\$260 per diem per day
Is this request to be paid on a meeting not listed under the current Policy? <input type="checkbox"/> Yes <input type="checkbox"/> No					
Expenses	Dates	Details			Amount
Transportation		<input type="checkbox"/> Taxi/Rental	<input type="checkbox"/> Air	<input type="checkbox"/> Other	\$
		<input type="checkbox"/> Taxi/Rental	<input type="checkbox"/> Air	<input type="checkbox"/> Other	\$
Own Car		Mileage at \$0.575 per mile (2020) _____ miles			\$
Lodging		Location: _____			\$
		Location: _____			\$
Meals		Not to exceed \$50/day; please attached receipts for each			\$
Conference fees		Purpose			\$
		Purpose			\$
Other		Purpose			\$
		Purpose			\$
Subtotal					\$
Less amount paid by company					\$
Director Signature					Date 3/18/22
Approver Signature					Date

Please attach original receipts for all listed expenses, sign the form and send to the Accounting Department. See information at the back of this form for approved Per Diems and Expenses for Board Members

Beaumont-Cherry Valley Water District

Record of Board Member Expenses/Claim Form for Reimbursement
(Conferences, Meetings, Travels)

Name	Director Andy Ramirez			Division	Member ID- Director #
Email (optional)				Department- Board of Directors (110)	
BCVWD Meeting Type	Attended	Date	Location of Meeting	Amount	
Regular Board Meeting (including Engineering Workshop)	<input type="checkbox"/>			\$260 per diem per day	
Finance & Audit Committee Meeting	<input type="checkbox"/>			\$260 per diem per day	
Personnel Committee Meeting	<input type="checkbox"/>			\$260 per diem per day	
Ad Hoc Communications Meeting	<input type="checkbox"/>			\$260 per diem per day	
Collaborative Agency Meeting (BCV-Parks Admin)	<input type="checkbox"/>			\$260 per diem per day	
San Geronio Pass Water Alliance Meeting	<input type="checkbox"/>			\$260 per diem per day	
Special Board Meeting	<input type="checkbox"/>			\$260 per diem per day	
Director Training: <u>CSDA-</u>	<input checked="" type="checkbox"/>	3/14, viewed 3/18	Online	\$260 per diem per day	
Understanding Board Member and District Liability Issues Other: _____	<input type="checkbox"/>			\$260 per diem per day	
Other: _____	<input type="checkbox"/>			\$260 per diem per day	
Is this request to be paid on a meeting not listed under the current Policy? <input type="checkbox"/> Yes <input type="checkbox"/> No					
Expenses	Dates	Details			Amount
Transportation		<input type="checkbox"/> Taxi/Rental	<input type="checkbox"/> Air	<input type="checkbox"/> Other	\$
		<input type="checkbox"/> Taxi/Rental	<input type="checkbox"/> Air	<input type="checkbox"/> Other	\$
Own Car		Mileage at \$0.575 per mile (2020) _____ miles			\$
Lodging		Location: _____			\$
		Location: _____			\$
Meals		Not to exceed \$50/day; please attached receipts for each			\$
Conference fees		Purpose			\$
		Purpose			\$
Other		Purpose			\$
		Purpose			\$
Subtotal					\$
Less amount paid by company					\$
Director Signature					Date 3/18/22
Approver Signature _____					Date _____

Please attach original receipts for all listed expenses, sign the form and send to the Accounting Department. See information at the back of this form for approved Per Diems and Expenses for Board Members

Beaumont-Cherry Valley Water District


Record of Board Member Expenses/Claim Form for Reimbursement
(Conferences, Meetings, Travels)

Name	Director Andy Ramirez			Division	Member ID- Director #
Email (optional)				Department- Board of Directors (110)	
BCVWD Meeting Type	Attended	Date	Location of Meeting	Amount	
Regular Board Meeting (including Engineering Workshop)	<input checked="" type="checkbox"/>	3/24/22		\$260 per diem per day	
Finance & Audit Committee Meeting	<input type="checkbox"/>			\$260 per diem per day	
Personnel Committee Meeting	<input type="checkbox"/>			\$260 per diem per day	
Ad Hoc Communications Meeting	<input type="checkbox"/>			\$260 per diem per day	
Collaborative Agency Meeting (BCV-Parks Admin)	<input type="checkbox"/>			\$260 per diem per day	
San Geronio Pass Water Alliance Meeting	<input type="checkbox"/>			\$260 per diem per day	
Special Board Meeting	<input type="checkbox"/>			\$260 per diem per day	
Director Training: _____	<input type="checkbox"/>			\$260 per diem per day	
Other: _____	<input type="checkbox"/>			\$260 per diem per day	
Other: _____	<input type="checkbox"/>			\$260 per diem per day	
Is this request to be paid on a meeting not listed under the current Policy? <input type="checkbox"/> Yes <input type="checkbox"/> No					
Expenses	Dates	Details			Amount
Transportation		<input type="checkbox"/> Taxi/Rental	<input type="checkbox"/> Air	<input type="checkbox"/> Other	\$
		<input type="checkbox"/> Taxi/Rental	<input type="checkbox"/> Air	<input type="checkbox"/> Other	\$
Own Car		Mileage at \$0.575 per mile (2020) _____ miles			\$
Lodging		Location: _____			\$
		Location: _____			\$
Meals		Not to exceed \$50/day; please attached receipts for each			\$
Conference fees		Purpose			\$
		Purpose			\$
Other		Purpose			\$
		Purpose			\$
Subtotal					\$
Less amount paid by company					\$
Director Signature					Date 3/26/22
Approver Signature					Date

Please attach original receipts for all listed expenses, sign the form and send to the Accounting Department. See information at the back of this form for approved Per Diems and Expenses for Board Members

Beaumont-Cherry Valley Water District

Record of Board Member Expenses/Claim Form for Reimbursement
(Conferences, Meetings, Travels)

Name	Director LONA WILLIAMS			Division 2	Member ID- Director # 214
Email (optional)				Department- Board of Directors (110)	
BCVWD Meeting Type	Attended	Date	Location of Meeting	Amount	
Regular Board Meeting (including Engineering Workshop)	<input type="checkbox"/>			\$260 per diem per day	
Finance & Audit Committee Meeting	<input checked="" type="checkbox"/>	03/16/2022	BCVWD Conference Room	\$260 per diem per day	
Personnel Committee Meeting	<input type="checkbox"/>			\$260 per diem per day	
Ad Hoc Communications Meeting	<input type="checkbox"/>			\$260 per diem per day	
Collaborative Agency Meeting (BCV-Parks Admin)	<input type="checkbox"/>			\$260 per diem per day	
San Gorgonio Pass Water Alliance Meeting	<input type="checkbox"/>			\$260 per diem per day	
Special Board Meeting	<input type="checkbox"/>			\$260 per diem per day	
Director Training: _____	<input type="checkbox"/>			\$260 per diem per day	
City of Beaumont Regular Board Meeting Other: _____	<input checked="" type="checkbox"/>	03/15/2022	COB Boardroom	\$260 per diem per day	
Other: _____	<input type="checkbox"/>			\$260 per diem per day	
Is this request to be paid on a meeting not listed under the current Policy? <input type="checkbox"/> Yes <input checked="" type="checkbox"/> No					
Expenses	Dates	Details			Amount
Transportation		<input type="checkbox"/> Taxi/Rental	<input type="checkbox"/> Air	<input type="checkbox"/> Other	\$
		<input type="checkbox"/> Taxi/Rental	<input type="checkbox"/> Air	<input type="checkbox"/> Other	\$
Own Car		Mileage at \$0.575 per mile (2020) _____ miles			\$
Lodging		Location: _____			\$
		Location: _____			\$
Meals		Not to exceed \$50/day; please attached receipts for each			\$
Conference fees		Purpose			\$
		Purpose			\$
Other		Purpose			\$
		Purpose			\$
Subtotal					\$ 520.00
Less amount paid by company					\$
Director Signature					Date 03/24/22
Approver Signature					Date

Please attach original receipts for all listed expenses, sign the form and send to the Accounting Department. See information at the back of this form for approved Per Diems and Expenses for Board Members

Beaumont-Cherry Valley Water District

Review of Revenues Loss, Accounts Receivable Balances, and Cash Flows as related to the ongoing COVID-19 Local State of Emergency

Table 1 - Inactivation Fee Revenue Loss for Non-Payment Customers as of 03/31/2022

Remaining Number of Non-Shutoffs (would have been shut off due to non-payment)

Timeframe	Quantity of Non-Payment Customers	Inactivation Fee for Non-Payment	Loss of Revenue (Qty x Fee)	Loss of Revenue Cumulative to Date
3/27/20 to 3/31/20	0	\$ 50.00	\$ -	
4/01/20 to 4/30/20	139	\$ 50.00	\$ 6,950.00	\$ 6,950.00
5/01/20 to 5/31/20	77	\$ 50.00	\$ 3,850.00	\$ 10,800.00
6/01/20 to 6/30/20	53	\$ 50.00	\$ 2,650.00	\$ 13,450.00
7/01/20 to 7/31/20	252	\$ 50.00	\$ 12,600.00	\$ 26,050.00
8/01/20 to 8/31/20	171	\$ 50.00	\$ 8,550.00	\$ 34,600.00
9/01/20 to 9/30/20	182	\$ 50.00	\$ 9,100.00	\$ 43,700.00
10/01/20 to 10/31/20	158	\$ 50.00	\$ 7,900.00	\$ 51,600.00
11/01/20 to 11/30/20	216	\$ 50.00	\$ 10,800.00	\$ 62,400.00
12/01/20 to 12/31/20	971	\$ 50.00	\$ 48,550.00	\$ 110,950.00
01/01/21 to 01/31/21	950	\$ 50.00	\$ 47,500.00	\$ 158,450.00
02/01/21 to 02/28/21	442	\$ 50.00	\$ 22,100.00	\$ 180,550.00
03/01/21 to 03/31/21	498	\$ 50.00	\$ 24,900.00	\$ 205,450.00
04/01/21 to 04/30/21	225	\$ 50.00	\$ 11,250.00	\$ 216,700.00
05/01/21 to 05/31/21	227	\$ 50.00	\$ 11,350.00	\$ 228,050.00
06/01/21 to 06/30/21	718	\$ 50.00	\$ 35,900.00	\$ 263,950.00
07/01/21 to 07/31/21	361	\$ 50.00	\$ 18,050.00	\$ 282,000.00
08/01/21 to 08/31/21	295	\$ 50.00	\$ 14,750.00	\$ 296,750.00
09/01/21 to 09/30/21	213	\$ 50.00	\$ 10,650.00	\$ 307,400.00
10/01/21 to 10/31/21	816	\$ 50.00	\$ 40,800.00	\$ 348,200.00
11/01/21 to 11/30/21	479	\$ 50.00	\$ 23,950.00	\$ 372,150.00
12/01/21 to 12/31/21	316	\$ 50.00	\$ 15,800.00	\$ 387,950.00
01/01/22 to 01/31/22	198	\$ 50.00	\$ 9,900.00	\$ 397,850.00
02/01/22 to 02/28/22	337	\$ 50.00	\$ 16,850.00	\$ 414,700.00
03/01/22 to 03/31/22	222	\$ 50.00	\$ 11,100.00	
Total Non-Payment Customers	8516		\$ 425,800.00	

Inactivation Fees Assessed Again Beginning March 2022

Cumulative Revenue Lost Totaled \$414,700

Beaumont-Cherry Valley Water District

Review of Revenues Loss, Accounts Receivable Balances, and Cash Flows as related to the ongoing COVID-19 Local State of Emergency

Table 2

Total Customer Payment Plans Requested of 3/31/2022

Timeframe	# Plans Issued	Payment Plan Amounts Issued	Remaining balance
As of 03/31/20	5	\$ 5,080.46	\$ -
4/01/20 to 4/30/20	3	\$ 573.77	\$ -
5/01/20 to 5/31/20	0	\$ -	\$ -
6/01/20 to 6/30/20	13	\$ 2,370.80	\$ -
7/01/20 to 7/31/20	14	\$ 29,506.27	\$ -
8/01/20 to 8/31/20	6	\$ 35,094.09	\$ -
9/01/20 to 9/30/20	10	\$ 1,885.52	\$ 254.48
10/01/20 to 10/31/20	12	\$ 2,756.06	\$ -
11/01/20 to 11/30/20	6	\$ 1,525.49	\$ -
12/01/20 to 12/31/20	12	\$ 3,067.60	\$ -
01/01/21 to 01/31/21	9	\$ 2,912.20	\$ -
02/01/21 to 02/28/21	3	\$ 2,411.74	\$ -
03/01/21 to 03/31/21	2	\$ 5,917.36	\$ -
04/01/21 to 04/30/21	3	\$ 607.48	\$ -
05/01/21 to 05/31/21	4	\$ 2,154.00	\$ -
06/01/21 to 06/30/21	10	\$ 2,783.05	\$ -
07/01/21 to 07/31/21	9	\$ 5,371.39	\$ -
08/01/21 to 08/31/21	17	\$ 6,268.75	\$ -
09/01/21 to 09/30/21	22	\$ 6,728.67	\$ -
10/01/21 to 10/31/21	6	\$ 1,105.13	\$ -
11/01/21 to 11/30/21	13	\$ 5,306.82	\$ -
12/01/21 to 12/31/21	15	\$ 9,330.33	\$ -
01/01/22 to 01/31/22	22	\$ 11,412.71	\$ 577.63
02/01/22 to 02/28/22	5	\$ 2,290.00	\$ 319.92
03/01/22 to 03/31/22	32	\$ 22,069.06	\$ -
Total Payment Plan Requests	253	\$ 168,528.75	\$ 1,152.03

Payment plans that were requested from March 2020 to the date of the report

SB 998 (effective 2/1/2020) gives the customers 60 days after delinquency to pay

Table 3

UB Accounts Receivable Aging as of 03/31/2022

Status	# of accounts	% of Total	Amount due	% of Balance
Bal Over 120	508	3.99%	\$ 79,629.06	5.47%
Bal 90 to 120	166	1.30%	\$ 93,760.52	6.44%
Bal 60 to 90	6	0.05%	\$ 250.02	0.02%
Bal 30 to 60	2,271	17.84%	\$ 237,019.31	16.29%
Current	9,782	76.82%	\$ 1,044,206.17	71.77%
	12,733		\$ 1,454,865.08	

UB Accounts Receivable Aging as of 02/28/2022

Status	# of accounts	% of Total	Amount due	% of Balance
Bal Over 120	373	2.93%	\$ 144,960.29	9.96%
Bal 90 to 120	723	5.68%	\$ 200,556.00	13.79%
Bal 60 to 90	188	1.48%	\$ 39,118.00	2.69%
Bal 30 to 60	478	3.75%	\$ 157,222.16	10.81%
Current	11,053	86.81%	\$ 1,110,051.22	76.30%
	12,815		\$ 1,651,907.67	

Beaumont-Cherry Valley Water District

DRAFT

Review of Revenues Loss, Accounts Receivable Balances, and Cash Flows as related to the ongoing COVID-19 Local State of Emergency

Table 4
Statement of Cash Flows (unaudited)
For the Four Months* Ended April, 2022 and April 30, 2021

YEAR-TO-DATE CASH & INVESTMENT FLOWS	April 28, 2022	April 30, 2021	<i>For reference only</i> April 30, 2020	\$ Change 2022 to 2021
Cash flows from operating activities:				
Receipts from customers	\$ 4,573,882	\$ 4,342,160	\$ 3,371,022	\$ 231,722
Receipts from developers (unrestricted)	975,424	380,624	288,571	594,800
Other receipts	87,675	147,085	137,193	(59,411)
Payments to employees for salaries and benefits	(1,648,112)	(1,506,474)	(1,448,179)	(141,638)
Payments to suppliers and service providers	(2,745,787)	(1,707,270)	(2,147,647)	(1,038,517) (1)
Receipt (refund) of customer deposits	19,433	(79,074)	(12,529)	98,506
Net cash (used) provided (for) by operating activities	1,262,514	1,577,051	188,431	(314,538)
Cash flows from capital and related financing activities:				
Acquisition and construction of capital assets	(2,132,311)	(733,672)	(613,025)	\$ (1,398,640)
Proceeds from capital grant	187,279	-	-	187,279
Cash received from sale of capital assets	-	-	-	-
Capital contributions	301,626	5,157,441	757,470	(4,855,815)
Capital contribution to other government	-	-	-	-
Net cash provided by capital and related financing activities	(1,643,406)	4,423,770	144,445	(6,067,176)
Cash flows from investing activities:				
Interest received	30,028	114,993	520,812	(84,965)
Net cash provided by investing activities	30,028	114,993	520,812	(84,965)
Net increase (decrease) in cash and cash equivalents	(350,865)	6,115,814	853,688	(6,466,678)
Cash and investments, beginning of year	78,075,112	66,512,951	61,365,441	11,562,161
Cash and investments, April 28,30,30	<u>\$ 77,724,248</u>	<u>\$ 72,628,765</u>	<u>\$ 62,219,129</u>	<u>\$ 5,095,483</u>

Beaumont-Cherry Valley Water District

DRAFT

Review of Revenues Loss, Accounts Receivable Balances, and Cash Flows as related to the ongoing COVID-19 Local State of Emergency

Table 4
Statement of Cash Flows (unaudited)
For the Four Months* Ended April, 2022 and April 30, 2021

YEAR-TO-DATE CASH & INVESTMENT FLOWS				
	April 28, 2022	April 30, 2021	For reference only April 30, 2020	\$ Change 2022 to 2021
CASH & INVESTMENT BALANCE CLASSIFICATIONS				
Restricted Cash and Investments				
Restricted Cash and Investments - Capital Commitments	\$ 40,160,465	\$ 38,364,217	\$ 30,348,991	\$ 1,796,248
Restricted Cash and Investments - Funds Held for Others	4,185,270	3,951,700	3,125,532	233,569
Total Restricted Cash and Investments	\$ 44,345,735	\$ 42,315,917	\$ 33,474,523	\$ 2,029,817
Unrestricted Cash and Investments				
Designated:				
Reserve for Operations (3 months of budg. op. expenses)	\$ 4,660,200	\$ 4,693,254	\$ 3,583,299	\$ (33,054)
Emergency Reserve (15% of budg. op. expenses)	\$ 2,796,120	2,815,953	2,149,979	(19,833)
Capital Replacement Reserve	25,922,193	22,803,641	23,011,328	3,118,552
Total Unrestricted Cash and Investments	\$ 33,378,513	\$ 30,312,848	\$ 28,744,606	\$ 3,065,665
Total Cash and Investments	\$ 77,724,248	\$ 72,628,765	\$ 62,219,129	\$ 5,095,483

NOTES:

*Report prepared on 4/30/2022, excludes de minimis April 2022 activity

(1) The District made payments totaling \$600K for imported water and two months' of electric costs, as well as ongoing annual prepayments



**Beaumont-Cherry Valley Water District
Regular Board Meeting
May 5, 2022**

Item 7

STAFF REPORT

TO: Board of Directors

FROM: Bill Clayton, Senior Finance and Administrative Analyst

SUBJECT: Other Post-Employment Benefits (OPEB) Trust Provider Discussion and Possible Action

Staff Recommendation

Finance and Audit Committee review and provide comments and feedback on District staff's recommendations regarding establishment of a CalPERS Other Post-Employment Benefits (OPEB) 115 trust and that the Finance and Audit Committee recommend moving this Policy and a Resolution to the full Board of Directors for consideration:

- Adoption of proposed Policy XXXX, Other Post Employment Benefits (OPEB) Funding Policy
- Adoption of Proposed Resolution 2022 - A RESOLUTION OF THE BOARD OF DIRECTORS OF THE BEAUMONT-CHERRY VALLEY WATER DISTRICT ELECTING TO PARTICIPATE IN THE CALIFORNIA EMPLOYERS' RETIREE TRUST PROGRAM (CERBT), ADOPTING THE AGREEMENT TO PREFUND OTHER POST-EMPLOYMENT BENEFITS THROUGH CALPERS, AND EXECUTION OF RELATED DOCUMENTS

Background:

In September 2019, the Board of Directors of the Beaumont Cherry Valley Water District (Board) hosted a study session with a presentation by Urban Futures Incorporated (UFI), a financial advisory and consulting services firm, regarding options to address unfunded pension and OPEB liabilities. At that time, UFI recommended that the District adopt a formal written pension and OPEB funding policy, stating their belief that rating agencies will require public agencies to formally adopt written policies to address unfunded pension/OPEB liabilities in the near term.

While the District has not adopted a formal written pension or OPEB funding policy, the 2019 Water Rate Study did make provision for the rate collection activity of \$104,000 to be set aside annually for the possible pre-funding of the OPEB liability, which was \$2.24M as of December 31, 2021, up from \$2,06M, as of December 31, 2020. This increase is partially due to the fact that the District has not established an OPEB funding policy.

At a special meeting of the Finance and Audit Committee on May 25, 2021, discussion was had regarding the increase in the liability, and it was suggested that the topic be brought back to a future meeting of the full Board, specifically to re-examine the alternatives for pre-funding the OPEB liability, consider adoption of an OPEB funding policy, and OPEB funding strategy.

On July 14, 2021 the Board was presented with several options to consider for pre-funding both the pension and OPEB obligations, and on August 11, 2021, Matt Goss, Program Manager, Customer Outreach and Support at CalPERS, presented further information on prefunding tools available to the District that could manage costs and increase investment income.



Summary

OPEB 115 Trust Benefits

A Section 115 trust is a tax-exempt investment vehicle authorized by the Internal Revenue Code (IRC) used to prefund essential government expenses (e.g., retiree medical and retirement plan benefits). To remain tax-exempt, assets held in a Section 115 Trust are designated as irrevocable, meaning they must be used to fund the District's retiree medical plan obligations. Additionally, monies held in such trusts can be invested in accordance with the rules governing those trusts, which are different than the investment rules for the District's pooled investments. Setting aside funds in a Section 115 Trust can potentially earn a higher rate of return than if funds were invested by the District or even the District's investment advisor, Chandler Asset Management.

Funds placed in a Section 115 Trust can remain in the trust until a point in time when the District chooses to draw on its assets to pay annual benefit obligations or reimburse the District for its OPEB expense. The District may withdraw funds by adopting policies and procedures that include requiring action be taken by the Board. The District would set its own restrictions on how and when the funds can be used and withdrawn.

Establishing a Section 115 Trust to prefund OPEB obligations is a best practice recommended by the Government Finance Officers Association (GFOA). Some of the other benefits that a Section 115 Trust program can provide are summarized below:

- Financial management and stability - the creation, funding, and management of an OPEB Trust signals to the credit rating agencies as well as the broader public that the organization is looking to manage these large unfunded liabilities
- Investment returns may help pay for benefits - while investment returns are not guaranteed, the OPEB Trust is generally invested for the long-term and is projected to have higher returns than general governmental funds – these excess returns may be used to reduce the long-term cost of the OPEB plan
- Enhanced intergenerational equity - the plan sponsor and taxpayer of today will fund benefits that are earned today so that these costs are not borne by a future taxpayer

OPEB 115 Trust Options

District staff researched 115 trust options and found through other agencies' RFPs that there are very few options to choose from. The major entities that offer OPEB trusts to meet the needs of the District are CalPERS, Keenan Financial, PARS and PFM. Attachment 3 is a comparative analysis of the options.

Option 1 – CalPERS CERBT (Staff Recommended Option)

The CalPERS OPEB 115 Trust, the California Employers' Retirement Benefit Trust (CERBT), consists of three strategy investment options. The CERBT is a self-funded, not-for-profit program where participating employers pay for the total costs of the trust option. The CalPERS program is managed by CalPERS (administrator), State Street Global Advisors (investment manager) and State Street Bank (trustee). The CERBT has an all-inclusive fee rate of 10 basis points (0.10%) of employer account assets under management. There are no other fees. All employers pay the same fee rate, which may be higher or lower in the future per CalPERS. As of February 28, 2022, strategy 1 reported a one-year return of 6.04%, while strategy 2 reported a one-year return of 7.95%, and



strategy 3 reported a one-year return of 6.24%. Termination requires 150 days advance notice and CalPERS Board approval.

Option 2 – Keenan Financial

Keenan financial Services offers an OPEB 115 Trust with 6 risk tolerance level portfolio choices. It is managed by Keenan Financial Services (administrator), Morgan Stanley (investment advisor) and Benefit Trust Company (trustee). The total management fees are 30 basis points (.30%) of assets under management. Keenan also utilizes a Board of Authority, which consists of a representative from each member agency (participation is not mandatory) to review the trust and provide advice regarding the investment outlook for the future. As of February 28, 2022, Keenan reported a one-year return rate ranging from 1.9% - 23.69% within their 6 portfolio options. Termination requires 90 days advanced notice.

Option 3 – PARS Option A

The Public Agency Retirement Service (PARS) OPEB 115 Trust Option A includes 5 risk tolerance levels with choice of active or passive for a total of 10 risk tolerance options and can customize a portfolio valued at least \$5 million. (Passive investing means to hold at a representative benchmark whereas active involves constant attention to beat the benchmark). The trust is managed by PARS (administrator), Vanguard Advisers, Inc (investment advisor) and US Bank (trustee). HighMark Capital Management is a subsidiary of Union Bank; however, Union Bank is currently in the process of being acquired by US Bank. The total management fees are 60 basis points (0.60%) of assets under management. As of February 28, 2022 PARS reported a one-year return of 2.2% - 14.96% within their 5 active portfolio options. Termination requires 30 days advanced notice.

Option 4 – PARS Option B

The Public Agency Retirement Service (PARS) OPEB 115 Trust Option B includes 4 risk tolerance level portfolio choices. It is managed by PARS (administrator), HighMark Capital Management (investment advisor) and US Bank (trustee). The total management fees are 30 basis points (0.30%) of assets under management. As of February 28, 2022 PARS Option B reported a one-year return of -1.52% - 15.11% within their 4 portfolio options. Termination requires 30 days advanced notice.

City staff contacted PFM and spoke with a representative as well as requested information. As of the writing of this report the information requested to complete a comparative analysis has not been received.

While all four options can provide adequate services, District staff's evaluation process concluded that Option 1 – CalPERS would provide the best overall value for the District. CalPERS has extensive experience with OPEB trusts, with over 550 California public agencies participating in its program and a 98% retention rate, the most broadly diversified portfolios, unmatched resources and economies of scale, and the lowest total participation cost.

Given the high level of service and responsiveness given to its members, District staff further identifies that having CalPERS as the Trust Administrator should provide a low



commitment of staff time and minimizing impacts to other ongoing projects and responsibilities.

Fiscal Impact

A total of \$208,000 would be deposited in the CalPERS CERBT in 2022 for OPEB amounts set aside in 2020 and 2021. The District will retain full access to these funds to meet future OPEB obligations as needed at the sole discretion of the District. The CalPERS fee for administering the fund is 10 basis points; based on the proposed balance of \$208,000 the total fee would be \$208 ($\$208,000 \times 0.0010$) per year. Offsetting this fee, utilizing Strategy 3, the District may earn \$12,979 in interest revenue over the first year, depending on market performance.

Attachments

1. Policy XXXX, Other Post Employment Benefits (OPEB) Funding Policy
2. Adoption of Proposed Resolution 2022 - A RESOLUTION OF THE BOARD OF DIRECTORS OF THE BEAUMONT-CHERRY VALLEY WATER DISTRICT ELECTING TO PARTICIPATE IN THE CALIFORNIA EMPLOYERS' RETIREE TRUST PROGRAM (CERBT), ADOPTING THE AGREEMENT TO PREFUND OTHER POST-EMPLOYMENT BENEFITS THROUGH CALPERS, AND EXECUTION OF RELATED DOCUMENTS
3. OPEB 115 Trust Comparison – 4 Options

Staff Report prepared by Bill Clayton, Senior Finance and Administrative Analyst

POLICY TITLE: OTHER POST EMPLOYMENT BENEFITS FUNDING POLICY
POLICY NUMBER: XXXX

XXXX.X Purpose. The purpose of this Other Post-Employment Benefits ("OPEB") Funding Policy is to provide reasonable assurance that the cost of those benefits will be funded in an equitable and sustainable manner.

XXXX.X Background.

XXXX.X Policy.

It is the District's policy to fund the OPEB Trust annually with \$104,000, through the end of Fiscal Year 2024.

The District will engage an OPEB actuarial consultant to calculate the Actuarially Determined Contribution (ADC) of the District's OPEB based on biennial actuarial valuations. The ADC will include the normal cost for current service and amortization of the under-funded liability. The normal cost is the current year cost of the program to provide the benefit for current employees in the future. The normal cost will be calculated using the entry age normal cost method using appropriate economic and non-economic assumptions approved by the District.

The District will review the actuarial valuations to validate the completeness and accuracy of the employee census data and the reasonableness of the actuarial assumptions. Actuarial valuations involve estimates and assumptions about the probability of occurrence of events far into the future. Actuarially determined amounts are subject to continual revision as actual results are compared to past expectations and new estimates are made about the future.

XXXX.X Policy Review. The District shall review this Policy annually with the Finance and Audit Committee to determine if any changes to this Policy should be recommended to the Board due to changes in the practices, activities, or circumstances of the District.

Adopted by Resolution 20-XX, Date

RESOLUTION 2022-__

**A RESOLUTION OF THE BOARD OF DIRECTORS OF THE
BEAUMONT-CHERRY VALLEY WATER DISTRICT ELECTING
TO PARTICIPATE IN THE CALIFORNIA EMPLOYERS'
RETIREE TRUST PROGRAM (CERBT), ADOPTING THE
AGREEMENT TO PREFUND OTHER POST-EMPLOYMENT
BENEFITS THROUGH CALPERS, AND EXECUTION OF
RELATED DOCUMENTS**

WHEREAS, the Beaumont-Cherry Valley Water District (District) provides health insurance benefits to retirees, also known as Other Post-Employment Benefits (OPEB), and historically funded its OPEB on a "pay-as-you-go" basis; and

WHEREAS, the California Public Employees Retirement System (CalPERS) has established the California Employers' Retiree Benefit Trust (CERBT) to manage OPEB fund for public agencies through an irrevocable trust, in compliance with Internal Revenue Code Section 115; and

WHEREAS, staff under the direction of the District's General Manager and Director of Finance and Administration has performed a thorough evaluation of options for responsibly addressing the District's long-term obligation for OPEB and recommends participation in the CERBT as the most appropriate option,

NOW THEREFORE, BE IT RESOLVED by the Board of Directors of the Beaumont-Cherry Valley Water District as follows:

SECTION 1. The Board of Directors does hereby approve the CERBT Agreement and Election of the District to prefund Other Post-Employment Benefits through CalPERS

SECTION 2. The Board of Directors does hereby delegate to the General Manager or the General Manager's designee authority to request, on behalf of the District, eligible disbursements from the CERBT as needed and to certify as to the purpose for which the disbursed funds will be used.

SECTION 3. The Board of Directors does hereby authorize the General Manager or designee to execute all documents to facilitate the funding, investment managements and administration of the District's Other Post-Employment Benefits.

ADOPTED this _____ day of _____, _____, by the following vote:

AYES:

NOES:

ABSTAIN:

ABSENT:

//
//
//
//

ATTEST:

Director Lona Williams, President of the
Board of Directors of the
Beaumont-Cherry Valley Water District

Director David Hoffman, Secretary to the
Board of Directors of the
Beaumont-Cherry Valley Water District

APPROVED AS TO FORM:

James Markman, Legal Counsel
To the Beaumont-Cherry Valley Water District

Attachments:

1. California Employers' Retiree Benefit Trust Program ("CERBT") Agreement and Election of Beaumont-Cherry Valley Water District to Prefund Other Post-Employment Benefits Through CalPERS
2. Delegation of Authority to Request Disbursements California Employers' Retiree Benefit Trust (CERBT)

CALIFORNIA EMPLOYERS' RETIREE BENEFIT TRUST PROGRAM ("CERBT")

**AGREEMENT AND ELECTION
OF**

(NAME OF EMPLOYER)

**TO PREFUND OTHER POST-EMPLOYMENT
BENEFITS THROUGH CalPERS**

WHEREAS (1) Government Code Section 22940 establishes in the State Treasury the Annuitants' Health Care Coverage Fund for the prefunding of health care coverage for annuitants (Prefunding Plan); and

WHEREAS (2) The California Public Employees' Retirement System (CalPERS) Board of Administration (Board) has sole and exclusive control and power over the administration and investment of the Prefunding Plan (sometimes also referred to as CERBT), the purposes of which include, but are not limited to (i) receiving contributions from participating employers and establishing separate Employer Prefunding Accounts in the Prefunding Plan for the performance of an essential governmental function (ii) investing contributed amounts and income thereon, if any, in order to receive yield on the funds and (iii) disbursing contributed amounts and income thereon, if any, to pay for costs of administration of the Prefunding Plan and to pay for health care costs or other post-employment benefits in accordance with the terms of participating employers' plans; and

WHEREAS (3) _____
(NAME OF EMPLOYER)

(Employer) desires to participate in the Prefunding Plan upon the terms and conditions set by the Board and as set forth herein; and

WHEREAS (4) Employer may participate in the Prefunding Plan upon (i) approval by the Board and (ii) filing a duly adopted and executed Agreement and Election to Prefund Other Post-Employment Benefits (Agreement) as provided in the terms and conditions of the Agreement; and

WHEREAS (5) The Prefunding Plan is a trust fund that is intended to perform an essential governmental function within the meaning of Section 115 of the Internal Revenue Code as an agent multiple-employer defined benefit plan as defined in Governmental Accounting Standards Board (GASB) Statements for Accounting and Financial Reporting for Postemployment Benefit Plans Other Than Pension Plans (OPEB Standards) consisting of an aggregation of single-employer plans, with pooled administrative and investment functions;

NOW, THEREFORE, BE IT RESOLVED THAT EMPLOYER HEREBY MAKES THE FOLLOWING REPRESENTATION AND WARRANTY AND THAT THE BOARD AND EMPLOYER AGREE TO THE FOLLOWING TERMS AND CONDITIONS:

A. Representation and Warranty

Employer represents and warrants that it is a political subdivision of the State of California or an entity whose income is excluded from gross income under Section 115 (1) of the Internal Revenue Code.

B. Adoption and Approval of the Agreement; Effective Date; Amendment

(1) Employer's governing body shall elect to participate in the Prefunding Plan by adopting this Agreement and filing with the CalPERS Board a true and correct original or certified copy of this Agreement as follows:

Filing by mail, send to: CalPERS
 CERBT (OPEB)
 P.O. Box 1494
 Sacramento, CA 95812-1494

Filing in person, deliver to: CalPERS Mailroom
 CERBT (OPEB)
 400 Q Street
 Sacramento, CA 95811

(2) Upon receipt of the executed Agreement, and after approval by the Board, the Board shall fix an effective date and shall promptly notify Employer of the effective date of the Agreement.

(3) The terms of this Agreement may be amended only in writing upon the agreement of both CalPERS and Employer, except as otherwise provided herein. Any such amendment or modification to this Agreement shall be adopted and executed in the same manner as required for the Agreement. Upon receipt of the executed amendment or modification, the Board shall fix the effective date of the amendment or modification.

(4) The Board shall institute such procedures and processes as it deems necessary to administer the Prefunding Plan, to carry out the purposes of this Agreement, and to maintain the tax exempt status of the Prefunding Plan. Employer agrees to follow such procedures and processes.

C. Other Post-Employment Benefits (OPEB) Cost Reports and Employer Contributions

(1) Employer shall provide to the Board an OPEB cost report on the basis of the actuarial assumptions and methods prescribed by the Board. Such report shall be for the Board's use in financial reporting, and shall be prepared at least as often as the minimum frequency required by applicable GASB OPEB Standards. This OPEB cost report may be prepared as an actuarial valuation report or, if the employer is qualified under GASB OPEB Standards, may be prepared as an Alternative Measurement Method (AMM) report.

- (a) Unless qualified under GASB OPEB Standards, to provide an AMM report, Employer shall provide to the Board an actuarial valuation report. Such report shall be for the Board's use in financial reporting, and shall be prepared at least as often as the minimum frequency required by GASB OPEB Standards, and shall be:
 - 1) prepared and signed by a Fellow or Associate of the Society of Actuaries who is also a Member of the American Academy of Actuaries or a person with equivalent qualifications acceptable to the Board;
 - 2) prepared in accordance with generally accepted actuarial practice and GASB OPEB Standards; and,
 - 3) provided to the Board prior to the Board's acceptance of contributions for the valuation period or as otherwise required by the Board.
- (b) If qualified under GASB OPEB Standards, Employer may provide to the Board an AMM report. Such report shall be for the Board's use in financial reporting, shall be prepared at least as often as the minimum frequency required by GASB OPEB Standards, and shall be:
 - 1) affirmed by Employer's external auditor, or by a Fellow or Associate of the Society of Actuaries who is also a Member of the American Academy of Actuaries or a person with equivalent qualifications acceptable to the Board, to be consistent with the AMM process described in GASB OPEB Standards;
 - 2) prepared in accordance with GASB OPEB Standards; and,
 - 3) provided to the Board prior to the Board's acceptance of contributions for the valuation period or as otherwise required by the Board.

(2) The Board may reject any OPEB cost report for financial reporting purposes submitted to it, but shall not unreasonably do so. In the event that the Board

determines, in its sole discretion, that the OPEB cost report is not suitable for use in the Board's financial statements or if Employer fails to provide a required OPEB cost report, the Board may obtain, at Employer's expense, an OPEB cost report that meets the Board's financial reporting needs. The Board may recover from Employer the cost of obtaining such OPEB cost report by billing and collecting from Employer or by deducting the amount from Employer's account in the Prefunding Plan.

(3) Employer shall notify the Board of the amount and time of contributions which contributions shall be made in the manner established by the Board.

(4) Employer contributions to the Prefunding Plan may be limited to the amount necessary to fully fund Employer's actuarial present value of total projected benefits, as supported by the OPEB cost report for financial reporting purposes acceptable to the Board. As used throughout this document, the meaning of the term "actuarial present value of total projected benefits" is as defined in GASB OPEB Standards. If Employer's contribution causes its assets in the Prefunding Plan to exceed the amount required to fully fund the actuarial present value of total projected benefits, the Board may refuse to accept the contribution.

(5) No contributions are required. Contributions can be made at any time following the effective date of the Agreement provided that Employer has first complied with the requirements of Paragraph C.

D. Administration of Accounts, Investments, Allocation of Income

(1) The Board has established the Prefunding Plan as an agent plan consisting of an aggregation of single-employer plans, with pooled administrative and investment functions, under the terms of which separate accounts are maintained for each employer so that the Employer's assets will provide benefits only under the Employer's post-employment benefit plan(s).

(2) All Employer contributions and assets attributable to Employer contributions shall be separately accounted for in the Prefunding Plan (Employer's Prefunding Account).

(3) Employer's Prefunding Account assets may be aggregated with prefunding account assets of other employers and may be co-invested by the Board in any asset classes appropriate for a Section 115 Trust.

(4) The Board may deduct the costs of administration of the Prefunding Plan from the investment income or Employer's Prefunding Account in a manner determined by the Board.

(5) Investment income shall be allocated among participating employers and posted to Employer's Prefunding Account as determined by the Board but no less frequently than annually.



(6) If Employer's assets in the Prefunding Plan exceed the amount required to fully fund the actuarial present value of total projected benefits, the Board, in compliance with applicable accounting and legal requirements, may return such excess to Employer.

E. Reports and Statements

(1) Employer shall submit with each contribution a contribution report in the form and containing the information prescribed by the Board.

(2) The Board shall prepare and provide a statement of Employer's Prefunding Account at least annually reflecting the balance in Employer's Prefunding Account, contributions made during the period and income allocated during the period, and such other information as the Board determines.

F. Disbursements

(1) Employer may receive disbursements not to exceed the annual premium and other costs of post-employment healthcare benefits and other post-employment benefits as defined in GASB OPEB Standards.

(2) Employer shall notify CalPERS in writing in the manner specified by CalPERS of the persons authorized to request disbursements from the Prefunding Plan on behalf of Employer.

(3) Employer's request for disbursement shall be in writing signed by Employer's authorized representative, in accordance with procedures established by the Board. The Board may require that Employer certify or otherwise establish that the monies will be used for the purposes of the Prefunding Plan.

(4) Requests for disbursements that satisfy the requirements of paragraphs (2) and (3) will be processed monthly.

(5) CalPERS shall not be liable for amounts disbursed in error if it has acted upon the written instruction of an individual authorized by Employer to request disbursements. In the event of any other erroneous disbursement, the extent of CalPERS' liability shall be the actual dollar amount of the disbursement, plus interest at the actual earnings rate but not less than zero.

(6) No disbursement shall be made from the Prefunding Plan which exceeds the balance in Employer's Prefunding Account.

G. Costs of Administration

Employer shall pay its share of the costs of administration of the Prefunding Plan, as determined by the Board.

H. Termination of Employer Participation in Prefunding Plan

(1) The Board may terminate Employer's participation in the Prefunding Plan if:

- (a) Employer gives written notice to the Board of its election to terminate;
- (b) The Board finds that Employer fails to satisfy the terms and conditions of this Agreement or of the Board's rules or regulations.

(2) If Employer's participation in the Prefunding Plan terminates for any of the foregoing reasons, all assets in Employer's Prefunding Account shall remain in the Prefunding Plan, except as otherwise provided below, and shall continue to be invested and accrue income as provided in Paragraph D.

(3) After Employer's participation in the Prefunding Plan terminates, Employer may not make contributions to the Prefunding Plan.

(4) After Employer's participation in the Prefunding Plan terminates, disbursements from Employer's Prefunding Account may continue upon Employer's instruction or otherwise in accordance with the terms of this Agreement.

(5) After the Employer's participation in the Prefunding Plan terminates, the governing body of the Employer may request either:

- (a) A trustee to trustee transfer of the assets in Employer's Prefunding Account; provided that the Board shall have no obligation to make such transfer unless the Board determines that the transfer will satisfy applicable requirements of the Internal Revenue Code, other law and accounting standards, and the Board's fiduciary duties. If the Board determines that the transfer will satisfy these requirements, the Board shall then have one hundred fifty (150) days from the date of such determination to effect the transfer. The amount to be transferred shall be the amount in the Employer's Prefunding Account as of the date of the transfer (the "transfer date") and shall include investment earnings up to an investment earnings allocation date preceding the transfer date. In no event shall the investment earnings allocation date precede the transfer date by more than 150 days.
- (b) A disbursement of the assets in Employer's Prefunding Account; provided that the Board shall have no obligation to make such disbursement unless the Board determines that, in compliance with the Internal Revenue Code, other law and accounting standards, and the Board's fiduciary duties, all of Employer's obligations for payment of post-employment health care benefits and other post-employment benefits and reasonable administrative costs of the Board have been satisfied. If the Board determines that the disbursement will satisfy these requirements, the



Board shall then have one hundred fifty (150) days from the date of such determination to effect the disbursement. The amount to be disbursed shall be the amount in the Employer's Prefunding Account as of the date of the disbursement (the "disbursement date") and shall include investment earnings up to an investment earnings allocation date preceding the disbursement date. In no event shall the investment earnings allocation date precede the disbursement date by more than 150 days.

(6) After Employer's participation in the Prefunding Plan terminates and at such time that no assets remain in Employer's Prefunding Account, this Agreement shall terminate.

(7) If, for any reason, the Board terminates the Prefunding Plan, the assets in Employer's Prefunding Account shall be paid to Employer after retention of (i) amounts sufficient to pay post-employment health care benefits and other post-employment benefits to annuitants for current and future annuitants described by the employer's current substantive plan (as that term is used in GASB OPEB Standards), and (ii) amounts sufficient to pay reasonable administrative costs of the Board.

(8) If Employer ceases to exist but Employer's Prefunding Plan continues to exist and if no provision has been made by Employer for ongoing payments to pay post-employment health care benefits and other post-employment benefits to annuitants for current and future annuitants, the Board is authorized to and shall appoint a third party administrator to carry out Employer's Prefunding Plan. Any and all costs associated with such appointment shall be paid from the assets attributable to contributions by Employer.

(9) If Employer should breach the representation and warranty set forth in Paragraph A., the Board shall take whatever action it deems necessary to preserve the tax-exempt status of the Prefunding Plan.

I. General Provisions

(1) Books and Records.

Employer shall keep accurate books and records connected with the performance of this Agreement. Employer shall ensure that books and records of subcontractors, suppliers, and other providers shall also be accurately maintained. Such books and records shall be kept in a secure location at the Employer's office(s) and shall be available for inspection and copying by CalPERS and its representatives.

(2) Audit.

- (a) During and for three years after the term of this Agreement, Employer shall permit the Bureau of State Audits, CalPERS, and its authorized

representatives, and such consultants and specialists as needed, at all reasonable times during normal business hours to inspect and copy, at the expense of CalPERS, books and records of Employer relating to its performance of this Agreement.

- (b) Employer shall be subject to examination and audit by the Bureau of State Audits, CalPERS, and its authorized representatives, and such consultants and specialists as needed, during the term of this Agreement and for three years after final payment under this Agreement. Any examination or audit shall be confined to those matters connected with the performance of this Agreement, including, but not limited to, the costs of administering this Agreement. Employer shall cooperate fully with the Bureau of State Audits, CalPERS, and its authorized representatives, and such consultants and specialists as needed, in connection with any examination or audit. All adjustments, payments, and/or reimbursements determined to be necessary by any examination or audit shall be made promptly by the appropriate party.

(3) Notice.

- (a) Any notice, approval, or other communication required or permitted under this Agreement will be given in the English language and will be deemed received as follows:
 - 1. Personal delivery. When personally delivered to the recipient. Notice is effective on delivery.
 - 2. First Class Mail. When mailed first class to the last address of the recipient known to the party giving notice. Notice is effective three delivery days after deposit in a United States Postal Service office or mailbox.
 - 3. Certified mail. When mailed certified mail, return receipt requested. Notice is effective on receipt, if delivery is confirmed by a return receipt.
 - 4. Overnight Delivery. When delivered by an overnight delivery service, charges prepaid or charged to the sender's account, Notice is effective on delivery, if delivery is confirmed by the delivery service.
 - 5. Telex or Facsimile Transmission. When sent by telex or fax to the last telex or fax number of the recipient known to the party giving notice. Notice is effective on receipt, provided that (i) a duplicate copy of the notice is promptly given by first-class or certified mail or by overnight delivery, or (ii) the receiving party delivers a written

confirmation of receipt. Any notice given by telex or fax shall be deemed received on the next business day if it is received after 5:00 p.m. (recipient's time) or on a nonbusiness day.

6. E-mail transmission. When sent by e-mail using software that provides unmodifiable proof (i) that the message was sent, (ii) that the message was delivered to the recipient's information processing system, and (iii) of the time and date the message was delivered to the recipient along with a verifiable electronic record of the exact content of the message sent.

Addresses for the purpose of giving notice are as shown in Paragraph B.(1) of this Agreement.

- (b) Any correctly addressed notice that is refused, unclaimed, or undeliverable because of an act or omission of the party to be notified shall be deemed effective as of the first date that said notice was refused, unclaimed, or deemed undeliverable by the postal authorities, messenger or overnight delivery service.
- (c) Any party may change its address, telex, fax number, or e-mail address by giving the other party notice of the change in any manner permitted by this Agreement.
- (d) All notices, requests, demands, amendments, modifications or other communications under this Agreement shall be in writing. Notice shall be sufficient for all such purposes if personally delivered, sent by first class, registered or certified mail, return receipt requested, delivery by courier with receipt of delivery, facsimile transmission with written confirmation of receipt by recipient, or e-mail delivery with verifiable and unmodifiable proof of content and time and date of sending by sender and delivery to recipient. Notice is effective on confirmed receipt by recipient or 3 business days after sending, whichever is sooner.

(4) Survival

All representations, warranties, and covenants contained in this Agreement, or in any instrument, certificate, exhibit, or other writing intended by the parties to be a part of their Agreement shall survive the termination of this Agreement until such time as all amounts in Employer's Prefunding Account have been disbursed.

(5) Waiver

No waiver of a breach, failure of any condition, or any right or remedy contained in or granted by the provisions of this Agreement shall be effective unless it is in writing and



signed by the party waiving the breach, failure, right, or remedy. No waiver of any breach, failure, right, or remedy shall be deemed a waiver of any other breach, failure, right, or remedy, whether or not similar, nor shall any waiver constitute a continuing waiver unless the writing so specifies.

(6) Necessary Acts, Further Assurances

The parties shall at their own cost and expense execute and deliver such further documents and instruments and shall take such other actions as may be reasonably required or appropriate to evidence or carry out the intent and purposes of this Agreement.

A majority vote of Employer's Governing Body at a public meeting held on the _____ day of the month of _____ in the year _____, authorized entering into this Agreement.

Signature of the Presiding Officer: _____

Printed Name of the Presiding Officer: _____

Name of Governing Body: _____

Name of Employer: _____

Date: _____

BOARD OF ADMINISTRATION
CALIFORNIA PUBLIC EMPLOYEES' RETIREMENT SYSTEM

BY _____
MELODY BENAVIDES
DIVISION CHIEF, PENSION CONTRACTS AND PREFUNDING PROGRAMS
CALIFORNIA PUBLIC EMPLOYEES' RETIREMENT SYSTEM

To be completed by CalPERS

The effective date of this Agreement is: _____

**Delegation of Authority to Request Disbursements
California Employers' Retiree Benefit Trust
(CERBT)**

**RESOLUTION
OF THE**

(GOVERNING BODY)

OF THE

(NAME OF EMPLOYER)

The _____ delegates to the incumbents
(GOVERNING BODY)

in the positions of _____ and
(TITLE)

_____ and/or
(TITLE)

_____ authority to request on
(TITLE)

behalf of the Employer disbursements from the Other Post Employment Prefunding

Plan and to certify as to the purpose for which the disbursed funds will be used.

By _____

Title _____

Witness _____

Date _____



PFM has been non-responsive to requests for information

	<u>CalPERS CERBT</u>	<u>Keenan Financial</u>	<u>PARS Option A</u>	<u>PARS Option B</u>	<u>PFM</u>
Experience	90 years, 15 w/ Section 115	50 years, 16 w/ Section 115	38 years, 17 w/ Section 115	38 years, 17 w/ Section 115	
Headquarters	Sacramento, CA	Torrance, CA	Newport Beach, CA	Newport Beach, CA	
IRS Private Letter Ruling	Favorable PLR from IRS	Favorable PLR from IRS	Favorable PLR from IRS	Favorable PLR from IRS	
Investment Manager	State Street Global Advisors	Morgan Stanley	HighMark Capital Management	Vanguard	
Trust Custodian	State Street Bank	Benefit Trust Company	US Bank	US Bank	
Assets Held in Trust	\$16.8B	\$1.5B	\$6B (Total PARS Option 1 and 2)	\$6B (Total PARS Option 1 and 2)	
Total # of Agencies Services	2,892	72	1,000+ (Total PARS Option 1 and 2)	1,000+ (Total PARS Option 1 and 2)	
Section 115 OPEB Trust Clients	591	36	350 (Total PARS Option 1 and 2)	350 (Total PARS Option 1 and 2)	
			5 risk tolerance levels with choice of Active or Passive for a total of 10, and options to customize (over \$5m)		
Investment Options	3 risk tolerance levels, no choice of Active, Passive or custom.	6 risk tolerance levels		4 risk tolerance levels	
Minimum Contribution Required	No Min	No Min	No Min	No Min	
	No termination fees charged. 150 days advanced notice and board approval required	No termination fees charged. 90 days advance notice required	No termination fees charged. 30 day advance notice required.	No termination fees charged. 30 day advance notice required.	
Termination Rules	No	No	Yes	Yes	
Mutual Indemnification clause in agreement				Two Years (current year plus one year prior)	
OPEB Expense Reimbursement	One Year	No limit on # of prior years	Two Years (current year plus one year prior)		
Fees (Assets under \$5 Million)					
Trust Admin Fees	0.10%	0.10%	0.25%	0.25%	
				Combined Vanguard and US Bank Fee*: 0.0527% - 0.07%	
				(Vanguard IM Fees: 0.02%, US Bank Trustee Fee*: 0.0327% - 0.05%)	
Trustee/Investment Management Fees	Part of Admin Fees	0.20%	0.35%		
Total Admin, Trustee/Investment Management Fees	0.10%	0.30%	0.60%		
			Passive: 0.07% to 0.12%	Active:	
Expense Ratios	Part of Admin Fees	.59% to .71%	0.44% to 0.45%		Avg. 0.08%
Total Est. Annual Costs	0.10%	0.89% to 1.01%	Passive: 0.67% to 0.72%	Active: 1.04% to 1.05%	0.3827% - 0.4%
Portfolio Comparison of One Year Returns Before Fees***					
CERBT Strategy 1 (approx 59% equity)	6.04%				
Expected Rate of Return	7.59%				
Standard Deviation of Expected Investment Returns	11.83%				
CERBT Strategy 2 (approx 40% equity)	7.95%				
Expected Rate of Return	7.01%				
Standard Deviation of Expected Investment Returns	9.24%				
CERBT Strategy 3 (approx 22% equity)	6.24%				
Expected Rate of Return	6.22%				
Standard Deviation of Expected Investment Returns	7.28%				
Fixed Income		1.90%			
Conservative		6.16%			
Moderate		10.91%			
Moderate Growth		14.40%			
Growth		19.11%			
Aggressive Growth		23.69%			
HighMark - Conservative (approx. 16% Equity)			2.20%		
HighMark - Moderately Conservative (approx. 32% Equity)			5.15%		
HighMark - Moderate (approx. 53% Equity)			9.31%		
HighMark - Balanced (approx. 63% Equity)			11.44%		
HighMark - Capital Appreciation (approx. 79% Equity)			14.96%		
Vanguard - Fixed Income (approx. 0% Equity)				-1.52%	
Vanguard - Conservative (approx. 40% Equity)				7.08%	
Vanguard - Balanced (approx. 60% Equity)				11.55%	
Vanguard - Growth (approx. 75% Equity)				15.11%	

***Returns are as of February 28, 2022

Beaumont-Cherry Valley Water District
Year-To-Date Analysis of Electric Cost to Pump Groundwater
Through March
Year-Over-Year Comparison

"DRAFT"

Total Electric Bill Per AF Produced				
WELL ⁽¹⁾	2022	2021	2020	2019
CANYON WELLS				
WELL RR1	\$ -	\$ -	\$ -	\$ -
WELL 4A	\$ -	\$ 67.06	\$ -	\$ 35.64
WELL 5	\$ 45.10	\$ 38.99	\$ 21.90	\$ 26.72
WELL 6	\$ 50.96	\$ 60.35	\$ 68.98	\$ 85.23
WELL 9A	\$ -	\$ -	\$ -	\$ -
WELL 10	\$ -	\$ 272.44	\$ 154.45	\$ -
WELL 11	\$ 373.81	\$ 107.65	\$ 128.62	\$ -
WELL 12/13	\$ 95.04	\$ 59.85	\$ 43.45	\$ 57.12
WELL 14	\$ 163.03	\$ -	\$ 448.33	\$ 302.27
WELL 18	\$ -	\$ 70.96	\$ 47.06	\$ -
WELL 19	\$ 134.28	\$ 313.81	\$ 56.90	\$ 41.62
WELL 20	\$ 74.45	\$ 60.52	\$ 37.14	\$ 32.57
TOTAL CANYON WELLS	\$ 59.44	\$ 67.55	\$ 69.30	\$ 56.24
CITY WELLS				
WELL 3	\$ 154.58	\$ 301.96	\$ 244.92	\$ -
WELL 16	\$ 130.73	\$ 593.27	\$ 215.59	\$ -
WELL 21	\$ 120.87	\$ 107.66	\$ 100.85	\$ 83.38
WELL 22	\$ 151.69	\$ 330.91	\$ 240.17	\$ -
WELL 23	\$ -	\$ 197.69	\$ 141.50	\$ 235.74
WELL 24	\$ 166.76	\$ -	\$ 96.88	\$ 148.44
WELL 25	\$ 175.97	\$ 160.45	\$ 152.23	\$ 159.07
WELL 26	\$ 150.72	\$ 134.65	\$ 105.41	\$ 257.28
WELL 29	\$ -	\$ 198.67	\$ 330.18	\$ 3,062.73
TOTAL CITY WELLS	\$ 158.29	\$ 171.99	\$ 138.40	\$ 179.98
BOOSTER STATIONS - NO ADDITIONAL PRODUCTION				
BOOSTERS 21A & B	\$ -	\$ -	\$ -	\$ -
HIGHLAND SPRINGS	\$ -	\$ -	\$ -	\$ -
NOBLE BOOSTER	\$ -	\$ -	\$ -	\$ -
UPPER EDGAR BOOSTER	\$ -	\$ -	\$ -	\$ -
12TH & PALM BOOSTERS	\$ -	\$ -	\$ -	\$ -
4A BOOSTER	\$ -	\$ -	\$ -	\$ -
TOTAL BOOSTER STATIONS	\$ 7.71	\$ 7.48	\$ 5.23	\$ 6.27

⁽¹⁾ Data is still being aggregated and consolidated - SCE billing for some facilities can be behind by a month or more

Beaumont-Cherry Valley Water District
Year-To-Date Analysis of Electric Cost to Pump Groundwater
Through March 2022

"DRAFT"

WELL⁽¹⁾	CCF Produced	AF Produced	Total Electric Bill	Total Electric Bill Per CCF Produced	Total Electric Bill Per AF Produced
<i>CANYON WELLS</i>					
WELL RR1	-	-	\$ -	\$ -	\$ -
WELL 4A	35,003	80.3558	\$ -	\$ -	\$ -
WELL 5	17,566	40.3264	\$ 1,818.79	\$ 0.10	\$ 45.10
WELL 6	20,767	47.6745	\$ 2,429.35	\$ 0.12	\$ 50.96
WELL 9A	-	-	\$ 55.49	\$ -	\$ -
WELL 10	-	-	\$ 210.62	\$ -	\$ -
WELL 11	1,365	3.1336	\$ 1,171.37	\$ 0.86	\$ 373.81
WELL 12/13	18,331	42.0824	\$ 3,999.41	\$ 0.22	\$ 95.04
WELL 14	7,788	17.8781	\$ 2,914.61	\$ 0.37	\$ 163.03
WELL 18	-	-	\$ 210.62	\$ -	\$ -
WELL 19	4,228	9.7050	\$ 1,303.20	\$ 0.31	\$ 134.28
WELL 20	6,401	14.6949	\$ 1,094.09	\$ 0.17	\$ 74.45
<i>TOTAL CANYON WELLS</i>	<i>111,449</i>	<i>255.8508</i>	<i>\$ 15,207.55</i>	<i>\$ 0.14</i>	<i>\$ 59.44</i>
<i>CITY WELLS</i>					
WELL 3	48,920	112.3049	\$ 17,360.17	\$ 0.35	\$ 154.58
WELL 16	48,449	111.2236	\$ 14,539.92	\$ 0.30	\$ 130.73
WELL 21	185,939	426.8572	\$ 51,595.44	\$ 0.28	\$ 120.87
WELL 22	114,261	262.3072	\$ 39,789.48	\$ 0.35	\$ 151.69
WELL 23	-	-	\$ 2,539.96	\$ -	\$ -
WELL 24	198,080	454.7291	\$ 75,831.07	\$ 0.38	\$ 166.76
WELL 25	335,866	771.0422	\$ 135,683.43	\$ 0.40	\$ 175.97
WELL 26	83,013	190.5716	\$ 28,722.02	\$ 0.35	\$ 150.72
WELL 29	-	-	\$ 2,605.85	\$ -	\$ -
<i>TOTAL CITY WELLS</i>	<i>1,014,528</i>	<i>2,329.0358</i>	<i>\$ 368,667.34</i>	<i>\$ 0.36</i>	<i>\$ 158.29</i>
<i>BOOSTER STATIONS - NO ADDITIONAL PRODUCTION</i>					
BOOSTERS 21A & B			\$ 15,249.14		
HIGHLAND SPRINGS			\$ 822.47		
NOBLE BOOSTER			\$ 3,236.43		
UPPER EDGAR BOOSTER			\$ 394.09		
12TH & PALM BOOSTERS			\$ -		
4A BOOSTER			\$ 218.01		
<i>TOTAL BOOSTER STATIONS</i>	<i>1,125,977</i>	<i>2,584.8866</i>	<i>\$ 19,920.14</i>	<i>\$ 0.02</i>	<i>\$ 7.71</i>

(1) Data is still being aggregated and consolidated - SCE billing for some facilities can be
behind by a month or more

Year-To-Date Analysis of Electric Cost to Pump Groundwater

Through March 2022

BC

4/28/2022

Beaumont-Cherry Valley Water District
Year-To-Date Analysis of Electric Cost to Pump Groundwater
Through March 2021

"DRAFT"

WELL⁽¹⁾	CCF Produced	AF Produced	Total Electric Bill	Total Electric Bill Per CCF Produced	Total Electric Bill Per AF Produced
CANYON WELLS					
WELL RR1	-	-	\$ -	\$ -	\$ -
WELL 4A	41,653	95.6221	\$ 6,412.33	\$ 0.15	\$ 67.06
WELL 5	17,503	40.1807	\$ 1,566.71	\$ 0.09	\$ 38.99
WELL 6	13,582	31.1798	\$ 1,881.68	\$ 0.14	\$ 60.35
WELL 9A	-	-	\$ 41.52	\$ -	\$ -
WELL 10	1,297	2.9782	\$ 811.37	\$ 0.63	\$ 272.44
WELL 11	4,313	9.9006	\$ 1,065.76	\$ 0.25	\$ 107.65
WELL 12/13	26,447	60.7142	\$ 3,633.77	\$ 0.14	\$ 59.85
WELL 14	-	-	\$ 179.74	\$ -	\$ -
WELL 18	6,038	13.8616	\$ 983.64	\$ 0.16	\$ 70.96
WELL 19	1,252	2.8744	\$ 902.01	\$ 0.72	\$ 313.81
WELL 20	6,080	13.9575	\$ 844.69	\$ 0.14	\$ 60.52
TOTAL CANYON WELLS	118,165	271.2691	\$ 18,323.22	\$ 0.16	\$ 67.55
CITY WELLS					
WELL 3	8,868	20.3581	\$ 6,147.26	\$ 0.69	\$ 301.96
WELL 16	4,824	11.0744	\$ 6,570.07	\$ 1.36	\$ 593.27
WELL 21	141,212	324.1781	\$ 34,900.24	\$ 0.25	\$ 107.66
WELL 22	15,036	34.5179	\$ 11,422.46	\$ 0.76	\$ 330.91
WELL 23	151,311	347.3623	\$ 68,668.87	\$ 0.45	\$ 197.69
WELL 24	-	-	\$ 1,937.91	\$ -	\$ -
WELL 25	265,555	609.6298	\$ 97,815.92	\$ 0.37	\$ 160.45
WELL 26	92,322	211.9421	\$ 28,537.61	\$ 0.31	\$ 134.65
WELL 29	198,421	455.5119	\$ 90,495.22	\$ 0.46	\$ 198.67
TOTAL CITY WELLS	877,549	2,014.5747	\$ 346,495.56	\$ 0.39	\$ 171.99
BOOSTER STATIONS - NO ADDITIONAL PRODUCTION					
BOOSTERS 21A & B			\$ 11,684.86		
HIGHLAND SPRINGS			\$ 637.74		
NOBLE BOOSTER			\$ 2,066.28		
UPPER EDGAR BOOSTER			\$ 290.31		
12TH & PALM BOOSTERS			\$ 2,255.20		
4A BOOSTER			\$ 167.94		
TOTAL BOOSTER STATIONS	995,714	2,285.8438	\$ 17,102.33	\$ 0.02	\$ 7.48

(1) Data is still being aggregated and consolidated - SCE billing for some facilities can be
behind by a month or more

Year-To-Date Analysis of Electric Cost to Pump Groundwater

Through March 2021

BC

4/28/2022

Beaumont-Cherry Valley Water District
Year-To-Date Analysis of Electric Cost to Pump Groundwater
Through March 2020

"DRAFT"

WELL⁽¹⁾	CCF Produced	AF Produced	Total Electric Bill	Total Electric Bill Per CCF Produced	Total Electric Bill Per AF Produced
<i>CANYON WELLS</i>					
WELL RR1	-	-	\$ 64.57	\$ -	\$ -
WELL 4A	-	-	\$ 123.12	\$ -	\$ -
WELL 5	29,606	67.9667	\$ 1,488.62	\$ 0.05	\$ 21.90
WELL 6	12,354	28.3607	\$ 1,956.42	\$ 0.16	\$ 68.98
WELL 9A	-	-	\$ 34.54	\$ -	\$ -
WELL 10	2,110	4.8444	\$ 748.22	\$ 0.35	\$ 154.45
WELL 11	740	1.6977	\$ 218.36	\$ 0.30	\$ 128.62
WELL 12/13	33,459	76.8101	\$ 3,337.09	\$ 0.10	\$ 43.45
WELL 14	6,548	15.0326	\$ 6,739.64	\$ 1.03	\$ 448.33
WELL 18	9,465	21.7282	\$ 1,022.59	\$ 0.11	\$ 47.06
WELL 19	7,719	17.7208	\$ 1,008.32	\$ 0.13	\$ 56.90
WELL 20	6,957	15.9706	\$ 593.12	\$ 0.09	\$ 37.14
TOTAL CANYON WELLS	108,957	250.1318	\$ 17,334.61	\$ 0.16	\$ 69.30
<i>CITY WELLS</i>					
WELL 3	12,750	29.2700	\$ 7,168.87	\$ 0.56	\$ 244.92
WELL 16	12,229	28.0739	\$ 6,052.48	\$ 0.49	\$ 215.59
WELL 21	133,513	306.5037	\$ 30,910.58	\$ 0.23	\$ 100.85
WELL 22	10,018	22.9982	\$ 5,523.48	\$ 0.55	\$ 240.17
WELL 23	203,419	466.9858	\$ 66,077.81	\$ 0.32	\$ 141.50
WELL 24	186,965	429.2126	\$ 41,580.82	\$ 0.22	\$ 96.88
WELL 25	144,341	331.3602	\$ 50,444.57	\$ 0.35	\$ 152.23
WELL 26	71,260	163.5894	\$ 17,243.70	\$ 0.24	\$ 105.41
WELL 29	47,846	109.8393	\$ 36,266.95	\$ 0.76	\$ 330.18
TOTAL CITY WELLS	822,340	1,887.8330	\$ 261,269.26	\$ 0.32	\$ 138.40
<i>BOOSTER STATIONS - NO ADDITIONAL PRODUCTION</i>					
BOOSTERS 21A & B			\$ 7,830.88		
HIGHLAND SPRINGS			\$ 623.70		
NOBLE BOOSTER			\$ 969.36		
UPPER EDGAR BOOSTER			\$ 223.14		
12TH & PALM BOOSTERS			\$ 1,417.18		
4A BOOSTER			\$ 123.29		
TOTAL BOOSTER STATIONS	931,297	2,137.9647	\$ 11,187.55	\$ 0.01	\$ 5.23

(1) Data is still being aggregated and consolidated - SCE billing for some facilities can be
behind by a month or more

Year-To-Date Analysis of Electric Cost to Pump Groundwater

Through March 2020

BC

4/28/2022

Beaumont-Cherry Valley Water District
Year-To-Date Analysis of Electric Cost to Pump Groundwater
Through March 2019

"DRAFT"

WELL⁽¹⁾	CCF Produced	AF Produced	Total Electric Bill	Total Electric Bill Per CCF Produced	Total Electric Bill Per AF Produced
<i>CANYON WELLS</i>					
WELL RR1	-	-	\$ 96.65	\$ -	\$ -
WELL 4A	70,384	161.5794	\$ 5,758.35	\$ 0.08	\$ 35.64
WELL 5	18,910	43.4105	\$ 1,159.73	\$ 0.06	\$ 26.72
WELL 6	8,384	19.2468	\$ 1,640.49	\$ 0.20	\$ 85.23
WELL 9A	-	-	\$ 70.05	\$ -	\$ -
WELL 10	0	0.0002	\$ 197.77	\$ -	\$ -
WELL 11	182	0.4171	\$ 383.68	\$ 2.11	\$ -
WELL 12/13	19,590	44.9722	\$ 2,569.03	\$ 0.13	\$ 57.12
WELL 14	7,142	16.3958	\$ 4,955.96	\$ 0.69	\$ 302.27
WELL 18	-	-	\$ 129.45	\$ -	\$ -
WELL 19	9,614	22.0696	\$ 918.51	\$ 0.10	\$ 41.62
WELL 20	10,167	23.3400	\$ 760.09	\$ 0.07	\$ 32.57
<i>TOTAL CANYON WELLS</i>	<i>144,372</i>	<i>331.4316</i>	<i>\$ 18,639.76</i>	<i>\$ 0.13</i>	<i>\$ 56.24</i>
<i>CITY WELLS</i>					
WELL 3	255	0.5854	\$ 3,591.19	\$ 14.08	\$ -
WELL 16	232	0.5326	\$ 627.51	\$ 2.70	\$ -
WELL 21	185,287	425.3604	\$ 35,467.87	\$ 0.19	\$ 83.38
WELL 22	-	-	\$ 668.01	\$ -	\$ -
WELL 23	100,538	230.8035	\$ 54,409.83	\$ 0.54	\$ 235.74
WELL 24	106,887	245.3788	\$ 36,423.75	\$ 0.34	\$ 148.44
WELL 25	214,695	492.8719	\$ 78,400.79	\$ 0.37	\$ 159.07
WELL 26	18,248	41.8916	\$ 10,777.96	\$ 0.59	\$ 257.28
WELL 29	5,794	13.3012	\$ 40,737.93	\$ 7.03	\$ 3,062.73
<i>TOTAL CITY WELLS</i>	<i>631,936</i>	<i>1,450.7254</i>	<i>\$ 261,104.84</i>	<i>\$ 0.41</i>	<i>\$ 179.98</i>
<i>BOOSTER STATIONS - NO ADDITIONAL PRODUCTION</i>					
BOOSTERS 21A & B			\$ 7,214.47		
HIGHLAND SPRINGS			\$ 464.44		
NOBLE BOOSTER			\$ 2,112.55		
UPPER EDGAR BOOSTER			\$ 306.95		
12TH & PALM BOOSTERS			\$ 943.93		
4A BOOSTER			\$ 130.81		
<i>TOTAL BOOSTER STATIONS</i>	<i>776,308</i>	<i>1,782.1570</i>	<i>\$ 11,173.15</i>	<i>\$ 0.01</i>	<i>\$ 6.27</i>

(1) Data is still being aggregated and consolidated - SCE billing for some facilities can be behind by a month or more



**Beaumont-Cherry Valley Water District
Finance and Audit Committee Meeting
May 5, 2022**

Item 9

STAFF REPORT

TO: Finance and Audit Committee
FROM: Finance and Administrative Services
SUBJECT: **Report of Public Outreach Expenditures**

Staff Recommendation

No recommendation, information only.

Background

At the April 11, 2022 Ad Hoc Communications Committee meeting, the Committee requested a report be provided to the Finance & Audit Committee regarding costs for services outside the scope of the CV Strategies contract that were incorrectly allocated to the contract budget.

Staff has completed an audit of the January, February and March Invoice line items and identified several items that are not associated with CV Strategies scope of services and therefore require reallocation. These additional services include items for printing, letterhead creation, memo and e-blast template creation, Facebook boosting, and Spanish translation services. These have been reallocated to separate GL accounts and removed from the CV Strategies contract costs. These amounts are shown in Table 1 below by month and GL account.

Table 1

New GL Account	Amount
GL 01-30-310-550051 Advertising/Legal Notices - Jan 2022	\$325.00
GL 01-30-310-550050 Utility Billing Services - Jan 2022	\$87.50
GL 01-30-310-580036 Other Professional Services - Jan 2022	\$1,637.50
Jan 2022 Sub Total	\$2,050.00
GL 01-30-310-550051 Advertising/Legal Notices - Feb 2022	\$149.65
GL 01-30-310-550050 Utility Billing Services - Feb 2022	\$2,925.38
GL 01-30-310-580036 Other Professional Services - Feb 2022	\$868.75
Feb 2022 Sub Total	\$3,943.78
GL 01-30-310-550051 Advertising/Legal Notices - Mar 2022	\$150.00
GL 01-30-310-550050 Utility Billing Services - Mar 2022	\$0.00
GL 01-30-310-580036 Other Professional Services - Mar 2022	\$606.25
Mar 2022 Sub Total	\$756.25
TOTAL	\$6,750.03



Facebook boosting costs have been allocated to Advertising/Legal expenses, Printing costs have been allocated to Utility Billing Services and all other non-contract costs have been allocated to Other Professional Services.

With the removal of the above listed costs from the CV Strategies contract, the current year-to-date CV Strategies contract expenses total \$38,780.03 as of March 31, 2022. These numbers will also be presented at the next Ad Hoc Communications Committee where Staff will request the Committee members review the rate of expenditure and provide recommendations to the full Board.

Fiscal Impact

For 2022 YTD, \$38,780.03 has been used of the total not to exceed amount of \$99,165 for the CV Strategies 2022 contract budget.

Staff Report prepared by Erica Gonzales, Accounting Technician