



**BEAUMONT-CHERRY VALLEY WATER DISTRICT**  
560 Magnolia Avenue, Beaumont, CA 92223

**NOTICE AND AGENDA  
MEETING OF THE FINANCE AND AUDIT COMMITTEE  
of the Board of Directors**

*This meeting is hereby noticed pursuant to  
California Government Code Section 54950 et. seq. and  
under the provisions of Assembly Bill 361 and BCVWD Resolution 2021-21*

**Thursday, December 2, 2021 - 3:00 p.m.  
560 Magnolia Avenue, Beaumont, CA 92223**

**COVID-19 NOTICE**

**This meeting of the Finance & Audit Committee is open to the public who would like to attend in person. COVID-19 safety guidelines are in effect pursuant to the Cal/OSHA COVID-19 Prevention Emergency Temporary Standards and the California Department of Public Health Recommendations**

- **Face coverings are mandatory for unvaccinated persons and must be properly worn over the nose and mouth at all times**
- **Face coverings are recommended for fully vaccinated persons indoors**
- **Maintain 6 feet of physical distancing from others in the building who are not in your party**
- **There will be no access to restrooms in the building**

**TELECONFERENCE NOTICE**

*The BCVWD F&A Committee members will attend in person at the BCVWD Administrative Office. The meeting is also available via Zoom Video Conference*

*To access the Zoom conference, use the link below:*

<https://us02web.zoom.us/j/81357113079?pwd=QTZYV2RZTVBNQ1lqQ2FkTEpXNFdUUT09>

**To telephone in, please dial: (669) 900-9128  
Enter Meeting ID: 813 5711 3079  
Enter Passcode: 346756**

*For Public Comment, use the “**Raise Hand**” feature if on the video call when prompted. If dialing in, please **dial \*9 to “Raise Hand”** when prompted*

*Meeting materials are available on the BCVWD’s website:  
<https://bcvwd.org/document-category/fa-committee-agendas/>*

## CALL TO ORDER

## VERIFICATION OF TELECONFERENCE PARTICIPATION

## ROLL CALL

	David Hoffman, Chair
	Lona Williams

	Covington (alternate)
--	-----------------------

## PUBLIC INPUT

**PUBLIC COMMENT: RAISE HAND OR PRESS \*9 for Public Comment** or to request to speak when prompted. At this time, any person may address the Finance and Audit Committee on matters within its jurisdiction which are not on the agenda. However, any non-agenda matters that require action will be referred to staff for a report and possible action at a subsequent meeting. Please limit your comments to three minutes. Sharing or passing time to another speaker is not permitted.

## ACTION ITEMS

1. **Adjustments to the Agenda:** In accordance with Government Code Section 54954.2, additions to the agenda require a 2/3 vote of the legislative body, or if less than 2/3 of the members are present, a unanimous vote of those members present, which makes the determination that there is a need to take action, and the need to take action arose after the posting of the agenda.
  - a. Item(s) to be removed or continued from the Agenda
  - b. Emergency Item(s) to be added to the Agenda
  - c. Changes to the order of the agenda
2. **Review and Acceptance of the Minutes of the Finance and Audit Committee**  
*Minutes may be accepted by consensus*
  - a. November 4, 2021 Regular Meeting (pages 5 - 8)
3. **Receive and File the Check Register for the Month of October 2021** (pages 9 - 21)
4. **Financial Reports/Recommendations**
  - a. Review of the October 2021 Budget Variance Reports (pages 22 - 26)
  - b. Review of the October 31, 2021 Cash/Investment Balance Report (page 27)
  - c. Review of Check Register for the Month of November 2021 (pages 28 - 46)
  - d. Review of November 2021 Invoices Pending Approval (pages 47 - 48)
5. **Expense and Per Diem Compensation Claims Submitted for Approval** (pages 49 – 58)
6. **Quarterly Report on District Vendor Expenditures in Fiscal Year 2021** (pages 59 - 61)
7. **Year-To-Date Analysis of Electric Cost to Pump Groundwater** (pages 62 - 66)

8. **Review of Revenues Loss, Accounts Receivable Balances, and Cash Flows as related to the ongoing COVID-19 Local State of Emergency** (pages 67 - 70)
9. **Draft BCVWD Fiscal Year 2022 Operating & Capital Improvement Budget Preliminary Finances and 2021 Carryovers** (pages 71 – 191)

**10. Action List for Future Meetings**

- Fleet Maintenance activities

**ANNOUNCEMENTS** – *Pursuant to Resolution 2021-16, BCVWD Board and Committee meetings may be held via Teleconference only. Meetings listed below will be held both in-person at the BCVWD Administrative Office AND via teleconference unless otherwise indicated below:*

- Regular Board Meeting: Wednesday, Dec. 8, 2021 at 6 p.m.
- Personnel Committee Meeting: Monday, Dec. 20, 2021 at 5:30 p.m.
- Engineering Workshop: Tuesday, Dec. 21, 2021 at 6 p.m. (Note date change due to holiday)
- District offices will be closed Thursday, Dec. 23 in observance of Christmas Day
- District offices will be closed Thursday, Dec. 30 in observance of New Year's Day
- Collaborative Agencies Meeting: Wednesday, Jan. 5, 2022 at 5:30 p.m.  
*In-person or teleconference TBD.*
- Finance and Audit Committee Meeting: Thursday, Jan. 6, 2022 at 3 p.m.

**ADJOURNMENT**

**AVAILABILITY OF AGENDA MATERIALS** - Agenda exhibits and other writings that are disclosable public records distributed to all or a majority of the members of the Beaumont-Cherry Valley Water District Finance and Audit Committee in connection with a matter subject to discussion or consideration at a meeting of the Finance and Audit Committee are available for public inspection in the District's office, at 560 Magnolia Avenue, Beaumont, California ("District Office"). If such writings are distributed to members of the Committee less than 72 hours prior to the meeting, they will be available from the District Office at the same time as they are distributed to Committee Members, except that if such writings are distributed one hour prior to, or during the meeting, they will be made available on the District website: [www.bcvwd.org](http://www.bcvwd.org).

**REVISIONS TO THE AGENDA** - In accordance with §54954.2(a) of the Government Code (Brown Act), revisions to this Agenda may be made up to 72 hours before the Finance and Audit Committee Meeting, if necessary, after mailings are completed. Interested persons wishing to receive a copy of the set Agenda may pick one up at the District Office, located at 560 Magnolia Avenue, Beaumont, California, up to 72 hours prior to the Finance and Audit Committee Meeting.

**REQUIREMENTS RE: DISABLED ACCESS** - In accordance with Government Code §54954.2(a), requests for a disability related modification or accommodation, including auxiliary aids or services, in order to attend or participate in a meeting, should be made to the District Office, at least 48 hours in advance of the meeting to ensure availability of the requested service or accommodation. The District Office may be contacted by telephone at (951) 845-9581, email at [info@bcvwd.org](mailto:info@bcvwd.org) or in writing at the Beaumont-Cherry Valley Water District, 560 Magnolia Avenue, Beaumont, California 92223.

**CERTIFICATION OF POSTING**

On or before Nov. 29, 2021, a copy of the foregoing notice was posted near the regular meeting place of the Finance and Audit Committee of the Beaumont-Cherry Valley Water District and to its website at least 72 hours in advance of the meeting (Government Code §54954.2(a)).



**BEAUMONT-CHERRY VALLEY WATER DISTRICT**  
560 Magnolia Avenue, Beaumont, CA 92223

**MINUTES OF THE FINANCE AND AUDIT COMMITTEE MEETING**  
**Thursday, November 4, 2021 at 3:00 p.m.**

---

**CALL TO ORDER**

*Chair Hoffman called the meeting to order at 3:03 p.m.*

**Announcement of Teleconference Participation**

Senior Finance and Administrative Analyst William Clayton announced that the teleconference capabilities of this meeting have been identified in the Notice and Agenda for this meeting.

*Attendance*

Directors present:	Director Hoffman and Director Williams
Directors absent:	None
Staff present:	General Manager Dan Jagers Director of Operations James Bean Senior Engineer Mark Swanson Senior Finance and Administrative Analyst William Clayton Senior Accountant Sylvia Molina Accounting Technician Erica Gonzales Director of Information Technology Robert Rasha Administrative Assistant Cenica Smith
Members of the public who registered:	Mia Corral Brown Larry Smith, San Gorgonio Pass Water Agency

**PUBLIC INPUT:** None.

**ACTION ITEMS**

1. Adjustments to the Agenda: *None.*
2. Review and Acceptance of the Minutes of the Finance and Audit Committee meeting of October 7, 2021

*The Committee accepted the minutes of the Finance and Audit Committee regular meeting of October 7, 2021 by consensus.*

3. Receive and file the Check Register for the Month of September 2021

*The Committee received and filed the September 2021 Check Register as presented.*

#### 4. Financial Reports/Recommendations

- a. Review of the September 2021 Budget Variance Reports
- b. Review of the September 30, 2021 Cash/Investment Balance Report
- c. Review of Check Register for the Month of October 2021
- d. Review of October 2021 Invoices Pending Approval

*Chair Hoffman observed that the budget is on target for the year. Senior Engineer Mark Swanson and General Manager Dan Jagers detailed the non-operating revenue. Developer deposits are short by approximately 27 percent due to a building slowdown, but will likely materialize next year, Jagers said.*

*Water sales through September may be higher but budget is at or near where anticipated, Jagers noted.*

*Jagers reminded the Committee about the budget adjustment approved by the Board related to increased Southern California Edison power costs.*

*Director of Operations James Bean briefed the committee on well and pump maintenance and repair issues.*

*In response to a question from Chair Hoffman, General Manager Jagers explained that the air conditioning system is on a timer.*

*After review and discussion, the Committee recommended presenting the Financial Reports to the Board for approval.*

#### 5. Expense and Per Diem Compensation Claims Submitted for Approval

*The Committee reviewed the reports. Director Hoffman clarified that the meetings of the San Geronio Pass Water Agency are preapproved for director attendance.*

*Director Williams asked about the ongoing meeting teleconferencing option. Mr. Jagers advised about the requirements of AB 361.*

*In response to Director Williams, Jagers advised that the Board can make changes to the Preapproved Events List at any time.*

#### 6. Review of Revenues Loss, Accounts Receivable Balances, and Cash Flows as related to the ongoing COVID-19 Local State of Emergency

*General Manager Jagers advised that the Governor extended the moratorium on shut off until December 31, and this results in lost revenue and inability to shut off customers who are not paying.*

*Jagers reminded the Committee that credit card processing fees were reinstated. Director Hoffman asked about the charge, and Ms. Molina reported it is a flat rate of \$1.75 for residential, and explained commercial rates.*

*Mr. Jagers reviewed the report. The District's exposure appears low, he stated.*

*Director Hoffman asked about the difference in comparison of operating activities. Jagers explained there are differences in payments to suppliers, and less imported water purchases this year, as water has not been available.*

7. Review, Discussion and Possible Recommendation of Chandler Asset Management contract

*Jagers reminded the Committee about previous discussion on use of Chandler Asset Management (Chandler). The goal is to make a recommendation to the Board regarding investment advisory services.*

*Ms. Mia Corral Brown, Senior Relationship Manager, reviewed the services provided by Chandler and provide an overview of options for BCVWD.*

*Ms. Corral Brown responded to specific questions from Director Hoffman about liquidity, strategy, safety, and reporting. This is a way to actively manage the District's portfolio and to create a reserve, Corral Brown explained. Mr. Clayton noted that the funds currently in LAIF would stay in LAIF.*

*The typical agreement with public entities is a two-year term with two one-year extensions, Corral Brown said, but this is not locked in.*

*The Board indicated desire for something more than what was being done, Jagers explained, and this is the approach. Staff's recommendation is to begin to work with Chandler. He drew attention to the Chandler agreement and Mr. Clayton advised that it has been vetted and additions made by District legal counsel.*

*Director Hoffman stated that upon engagement, he would like to review from where money is taken and moved to, how it is administered, the related expenses, and the return. He indicated satisfaction with the information so far. Ms. Corral Brown assured that the priority would be safety.*

*Director Williams said she has been impressed with the presentations and information and this is a big move forward toward earning extra money.*

*By consensus, the Committee approved the Chandler Asset Management agreement to be forwarded to the full Board of Directors for consideration. There was no vote.*

8. Review and Discussion of Preliminary (DRAFT) Operating and Capital Improvement Budget for 2022

*Mr. Jagers presented the budget and advised that the numbers presented have a high potential of being affected by any recommendations from the classification study or the compensation study. He reviewed staffing and pointed out the inclusion of additional staff as discussed with the Board and Personnel Committee.*

*As provided in the employee Memorandum of Understanding, the budget includes a 5.3 percent Cost of Living Adjustment (COLA) for 2022.*

*Ms. Molina noted that some line items have been rounded up and advised these can be changed if the Committee is not in agreement. She noted a Special Meeting scheduled for November 22 to review the draft budget document. The numbers shown here will be reflected unless the Committee has concerns or something for staff to address.*

*Ms. Molina drew attention to accounts added for transparency.*

*Mr. Jagers requested the Committee review the budget in preparation for the Nov. 22 meeting. He pointed out the updated schedule for the action items.*

*Mr. Clayton explained carry-over items to be included in the 2022 allocation.*

*Mr. Jagers assured the Committee that processes are improving.*

#### 9. Action List for Future Meetings

- *Fleet Maintenance opportunities*

### **ANNOUNCEMENTS**

*Chair Hoffman read the following announcements:*

- Regular Board Meeting: Wednesday, Nov. 10, 2021 at 6:00 p.m.
- District offices will be closed Thursday, Nov. 11, 2021 in observance of Veterans Day
- Personnel Committee Meeting: Monday, Nov. 15, 2021 at 5:30 p.m.
- Finance & Audit Committee Special Meeting: Monday, Nov. 22, 2021 at 3:00 p.m.
- Engineering Workshop: Monday, Nov. 22, 2021 at 6:00 p.m. (Note date change due to holiday)
- District offices will be closed Thursday, Nov. 25, 2021 in observance of Thanksgiving Day
- Beaumont Basin Watermaster Meeting: Wednesday, Dec. 1, 2021 at 11:00 a.m.
- Finance and Audit Committee Meeting: Thursday, Dec. 2, 2021 at 3:00 p.m.
- Collaborative Agencies Meeting: Wednesday, Jan. 5, 2022 at 5:30 p.m.

Chair Hoffman allowed a public comment period. Mr. Larry Smith expressed support for Mr. Jagers in attending SGPWA meetings and a goal of creating public policy that benefits all customers.

**ADJOURNMENT: 4:29 P.M.**

DRAFT UNTIL APPROVED

---

David Hoffman, Chairman  
to the Finance and Audit Committee  
of the Beaumont-Cherry Valley Water District

# Accounts Payable

## Checks by Date - Detail by Check Date

User: wclayton  
Printed: 10/27/2021 8:10 PM

### Beaumont-Cherry Valley Water District

560 Magnolia Avenue  
Beaumont CA 92223  
(951) 845-9581  
www.bcvwd.org



Check No	Vendor No Invoice No	Vendor Name Description	Check Date Reference	Void Checks	Check Amount
ACH	10085	CalPERS Retirement System	09/30/2021		
	1001952309	PR Batch 00001.09.2021 CalPERS 7.5% EE PEPPRA			17.45
	1001952309	PR Batch 00005.09.2021 CalPERS ER PEPPRA			3,650.85
	1001952309	PR Batch 00005.09.2021 CalPERS 7% EE Deduction			1,266.34
	1001952309	PR Batch 00005.09.2021 CalPERS Payment Adj (PT)			55.68
	1001952309	PR Batch 00005.09.2021 CalPERS 8% EE Paid			1,846.30
	1001952309	PR Batch 00005.09.2021 CalPERS 1% ER Paid			180.89
	1001952309	PR Batch 00001.09.2021 CalPERS ER PEPPRA			18.83
	1001952309	PR Batch 00005.09.2021 CalPERS 8% ER Paid			849.98
	1001952309	PR Batch 00005.09.2021 CalPERS Payment Adj (PT) New EE			60.06
	1001952309	PR Batch 00005.09.2021 CalPERS 7.5% EE PEPPRA			3,384.61
	1001952309	PR Batch 00005.09.2021 CalPERS ER Paid Classic			8,219.72
Total for this ACH Check for Vendor 10085:				0.00	19,550.71
ACH	10087	EDD	09/30/2021		
	1-883-614-112	PR Batch 00003.09.2021 CA SDI			41.97
	1-883-614-112	PR Batch 00003.09.2021 State Income Tax			220.52
	1-883-614-112	PR Batch 00001.09.2021 State Income Tax			-381.64
	1-883-614-112	PR Batch 00001.09.2021 CA SDI			2.79
	1-883-614-112	PR Batch 00005.09.2021 State Income Tax			4,017.36
	1-883-614-112	PR Batch 00001.09.2021 CA SDI			-60.87
	1-883-614-112	PR Batch 00005.09.2021 CA SDI			1,132.95
Total for this ACH Check for Vendor 10087:				0.00	4,973.08
ACH	10094	U.S. Treasury	09/30/2021		
	270167302492688	PR Batch 00001.09.2021 Medicare Employee Portion			-73.55
	270167302492688	PR Batch 00004.09.2021 FICA Employee Portion			16.12
	270167302492688	PR Batch 00004.09.2021 Medicare Employee Portion			3.77
	270167302492688	PR Batch 00003.09.2021 FICA Employee Portion			216.84
	270167302492688	PR Batch 00003.09.2021 Federal Income Tax			538.54
	270167302492688	PR Batch 00005.09.2021 Medicare Employer Portion			1,531.11
	270167302492688	PR Batch 00003.09.2021 Medicare Employer Portion			50.71
	270167302492688	PR Batch 00001.09.2021 FICA Employer Portion			-314.49
	270167302492688	PR Batch 00005.09.2021 FICA Employee Portion			5,985.36
	270167302492688	PR Batch 00001.09.2021 Medicare Employee Portion			3.38
	270167302492688	PR Batch 00001.09.2021 Medicare Employer Portion			-73.55
	270167302492688	PR Batch 00001.09.2021 FICA Employee Portion			-314.49
	270167302492688	PR Batch 00001.09.2021 Medicare Employer Portion			3.38
	270167302492688	PR Batch 00001.09.2021 Federal Income Tax			-913.92
	270167302492688	PR Batch 00005.09.2021 Medicare Employee Portion			1,531.11
	270167302492688	PR Batch 00001.09.2021 FICA Employer Portion			14.47
	270167302492688	PR Batch 00003.09.2021 Medicare Employee Portion			50.71
	270167302492688	PR Batch 00005.09.2021 FICA Employer Portion			5,985.36
	270167302492688	PR Batch 00004.09.2021 FICA Employer Portion			16.12
	270167302492688	PR Batch 00004.09.2021 Medicare Employer Portion			3.77
	270167302492688	PR Batch 00005.09.2021 Federal Income Tax			10,633.34
	270167302492688	PR Batch 00001.09.2021 FICA Employee Portion			14.47
	270167302492688	PR Batch 00003.09.2021 FICA Employer Portion			216.84
Total for this ACH Check for Vendor 10094:				0.00	25,125.40

Check No	Vendor No Invoice No	Vendor Name Description	Check Date Reference	Void Checks	Check Amount
ACH	10141 37239125 37239125	Ca State Disbursement Unit PR Batch 00005.09.2021 Garnishment PR Batch 00005.09.2021 Garnishment	09/30/2021		288.46 294.05
Total for this ACH Check for Vendor 10141:				0.00	582.51
ACH	10203 VB1450PP20 2021	Voya Financial PR Batch 00005.09.2021 Deferred Comp	09/30/2021		350.00
Total for this ACH Check for Vendor 10203:				0.00	350.00
ACH	10264 100000016567942 100000016567942 100000016567942 100000016567942 100000016567942 100000016567942	CalPERS Supplemental Income Plans PR Batch 00005.09.2021 ROTH-Post-Tax PR Batch 00005.09.2021 100% Contribution PR Batch 00005.09.2021 457 Loan Repayment PR Batch 00005.09.2021 CalPERS 457 % PR Batch 00005.09.2021 CalPERS 457 PR Batch 00005.09.2021 ROTH % Deduction	09/30/2021		25.00 480.22 357.79 72.55 1,086.00 55.34
Total for this ACH Check for Vendor 10264:				0.00	2,076.90
ACH	10984 1632863700531	MidAmerica Administrative & Retirement Solutions PR Batch 00005.09.2021 401(a) Deferred Comp	09/30/2021		2,348.58
Total for this ACH Check for Vendor 10984:				0.00	2,348.58
Total for 9/30/2021:				0.00	55,007.18
ACH	10138 HW201 Sept 2021	ARCO Business Solutions ARCO Fuel Charges 09/21-09/27/2021	10/04/2021		1,946.89
Total for this ACH Check for Vendor 10138:				0.00	1,946.89
Total for 10/4/2021:				0.00	1,946.89
ACH	10288 100000016558976 100000016558976 100000016558976 100000016558976	CalPERS Health Fiscal Services Division Admin Fee for Retired Emp Health Ins Oct 2021 Admin Fee for Health Ins Oct 2021 Retired Employees Health Ins Oct 2021 Active Employees Health Ins Oct 2021	10/07/2021		17.02 134.84 2,844.00 53,934.45
Total for this ACH Check for Vendor 10288:				0.00	56,930.31
Total for 10/7/2021:				0.00	56,930.31
ACH	10138 HW201 Oct 2021	ARCO Business Solutions ARCO Fuel Charges 09/28-10/04/2021	10/08/2021		1,936.66
Total for this ACH Check for Vendor 10138:				0.00	1,936.66
ACH	10903 4291513491 4303548275	The Lincoln National Life Insurance Company Life & ADD EE/ER Insurance Sept 2021 Life & ADD EE/ER Insurance October 2021	10/08/2021		524.21 524.21
Total for this ACH Check for Vendor 10903:				0.00	1,048.42
Total for 10/8/2021:				0.00	2,985.08

Check No	Vendor No Invoice No	Vendor Name Description	Check Date Reference	Void Checks	Check Amount
11932	UB*04442	Loretta Chavis Refund Check Refund Check Refund Check Refund Check Refund Check Refund Check	10/13/2021		8.68 3.86 4.86 6.20 4.02 2.91
Total for Check Number 11932:				0.00	30.53
11933	UB*04440	Crestwood Enterprise Refund Check Refund Check Refund Check Refund Check	10/13/2021		125.76 1,685.00 495.18 282.96
Total for Check Number 11933:				0.00	2,588.90
11934	UB*04444	Herman Weissker Inc Refund Check	10/13/2021		124.00
Total for Check Number 11934:				0.00	124.00
11935	UB*04443	Cynthia Jordan Refund Check	10/13/2021		67.67
Total for Check Number 11935:				0.00	67.67
11936	UB*04434	Jessica Jorski Refund Check Refund Check Refund Check Refund Check Refund Check	10/13/2021		12.16 13.03 10.27 18.96 23.12
Total for Check Number 11936:				0.00	77.54
11937	UB*04438	Leslie Magadan Refund Check	10/13/2021		142.50
Total for Check Number 11937:				0.00	142.50
11938	UB*04447	Amadeo Marcelo Refund Check Refund Check Refund Check Refund Check Refund Check Refund Check Refund Check Refund Check Refund Check Refund Check Refund Check	10/13/2021		100.00 58.82 13.76 34.35 108.97 48.44 47.49 70.66 1,985.79 42.19 54.96
Total for Check Number 11938:				0.00	2,565.43

Check No	Vendor No Invoice No	Vendor Name Description	Check Date Reference	Void Checks	Check Amount
11939	UB*04441	Tracy Morgan Refund Check Refund Check Refund Check Refund Check Refund Check Refund Check	10/13/2021		21.97 49.44 26.88 19.50 41.49 15.03
Total for Check Number 11939:				0.00	174.31
11940	UB*04445	David Noel Refund Check Refund Check Refund Check Refund Check Refund Check	10/13/2021		3.63 9.57 5.44 12.24 4.26
Total for Check Number 11940:				0.00	35.14
11941	UB*04436	Pardee Homes Refund Check Refund Check Refund Check Refund Check	10/13/2021		75.60 266.00 43.20 19.20
Total for Check Number 11941:				0.00	404.00
11942	UB*04437	Pardee Homes Refund Check Refund Check Refund Check Refund Check	10/13/2021		266.00 19.20 43.20 75.60
Total for Check Number 11942:				0.00	404.00
11943	UB*04439	Maricela Rodriguez Refund Check	10/13/2021		185.65
Total for Check Number 11943:				0.00	185.65
11944	UB*04435	Brittany Smith Refund Check	10/13/2021		132.93
Total for Check Number 11944:				0.00	132.93
11945	UB*04446	Gabino Tirado Refund Check Refund Check Refund Check Refund Check Refund Check	10/13/2021		14.21 6.32 9.26 13.70 2.83
Total for Check Number 11945:				0.00	46.32
11946	10001	Action True Value Hardware	10/13/2021		
	5210	Drill Bits/Tape Measure - Districtwide			35.28
	5210	Barbfitting/Galv Elbow - Well 19			9.68
	5210	Rags - Unit 35			17.23
	5210	PVC Fitting - Well 29 Cholrinator			1.70
	5210	Wire Brush - Districtwide			6.45
	5210	Wire Lock Pin/Wood Screws - Districtwide			10.94
	5210	Screw Extractor - Unit 41			11.84
Total for Check Number 11946:				0.00	93.12

Check No	Vendor No Invoice No	Vendor Name Description	Check Date Reference	Void Checks	Check Amount
11947	10319 09302021	ACWA Joint Powers Insurance Authority 2021/2022 1st Qtr Workers Comp	10/13/2021		10,037.35
Total for Check Number 11947:				0.00	10,037.35
11948	10420 1L9I-MFWL-17GC 1LDQ-7QCW-TWHH	Amazon Capital Services, Inc. Dry Erase Boards - 560 Magnolia Ave Training Materials for Piloting Drone	10/13/2021		150.71 25.33
Total for Check Number 11948:				0.00	176.04
11949	10901 09302021 Dental	Ameritas Life Insurance Corp. Ameritas Dental September 2021	10/13/2021		2,132.72
Total for Check Number 11949:				0.00	2,132.72
11950	10893 81180	Anthem Blue Cross EAP EAP October 2021	10/13/2021		69.75
Total for Check Number 11950:				0.00	69.75
11951	10735 10012021	ASCE Prepaid Annual Membership 01/01 - 12/31/2022 - M Swanson	10/13/2021		300.00
Total for Check Number 11951:				0.00	300.00
11952	10272 09302021 09302021 09302021 09302021 09302021	Babcock Laboratories Inc (89) Coliform Water Samples (2) Copper/Lead Samples (5) Total Trihalomethanes (4) Nitrate Samples (5) Haloacitic Acids	10/13/2021		3,950.10 67.20 414.75 67.20 661.50
Total for Check Number 11952:				0.00	5,160.75
11953	10855 1460954	Badger Meter, Inc 5/8" Registers - AMR	10/13/2021		35,065.07
Total for Check Number 11953:				0.00	35,065.07
11954	10271 9302021	Beaumont Ace Home Center Pulley - Well 23 Swamp Cooler Insect Spray - Districtwide Cutting Tips - Weldor Hammer Drill Bit/Washers/Screws - Unit 12 Tailgate Hose/Nozzle - Unit 32 Chlorine - Well 14 Large Bottle Dispenser - Unit 33 Screws/Pulley - Well 24 Hand Pump - Unit 4 Tape/Gloves - Meter Room Supplies Adapter - Service Repair Thin Wire/Keys/Masking Tape/Paint Brush - Districtwide Metal Grinder - Unit 5 Spray Nozzle - Well 25 PVC Coupling/Pipe/Adapter - Well 29 PVC Cement - Unit 41 Paint/Paint Brushes/Gloves - Hydrant Painting Cooler - Unit 41/Heat Stress Safety Adapter/Cap/Coupling/Elbow/Hose/Valve/Nipple/Out Door Box - Well Pins - Valve Key/Districtwide Ball Peen Hammers - Unit 17 Silicone - 12th/Palm	10/13/2021		15.11 18.35 48.57 42.47 84.53 36.68 2.69 50.34 38.87 129.13 3.86 25.76 10.12 8.96 85.50 7.54 289.67 39.94 100.21 23.61 37.01 5.71
Total for Check Number 11954:				0.00	1,104.63

Check No	Vendor No Invoice No	Vendor Name Description	Check Date Reference	Void Checks	Check Amount
11955	10742 10022021	Andrew Becerra Safety Boots - A Becerra	10/13/2021		200.00
Total for Check Number 11955:				0.00	200.00
11956	10519 0000001391760	CalFire Weed Abatement - NCRF Ph I	10/13/2021		680.34
Total for Check Number 11956:				0.00	680.34
11957	10728 WE.19.044-3	Cavanaugh & Associates, P.A. 2020 AWWA Water Audit Level 1 Validation	10/13/2021		2,500.00
Total for Check Number 11957:				0.00	2,500.00
11958	10249 L144116	CDW Government LLC IT Computer Replacement	10/13/2021		9,879.56
Total for Check Number 11958:				0.00	9,879.56
11959	10016 EP2021-0969 EP2021-0978 EP2021-0990 EP2021-0991 EP2021-0995 EP2021-1009	City of Beaumont EP0969 - 611 Pennsylvania Ave EP0978 - 1367 Beaumont Ave EP0990 - 1159 Orange Ave EP0991 - Oak View Drive EP0995 - 1231 Beaumont Ave EP1009 - Alley at 9th St and Wellwood Ave	10/13/2021		800.50 1,110.37 800.50 258.23 2,039.98 645.56
Total for Check Number 11959:				0.00	5,655.14
11960	10902 5374368-0913850	Colonial Life Col Life Premiums September 2021	10/13/2021		3,622.88
Total for Check Number 11960:				0.00	3,622.88
11961	10266 17894 17915	Cozad & Fox Inc. Design Services - 2020-2021 Pipeline Replacement Project Design Services - 2020-2021 Pipeline Replacement Project	10/13/2021		6,320.20 9,678.60
Total for Check Number 11961:				0.00	15,998.80
11962	10772 6397	CV Strategies Strategic Communication Services - September 2021	10/13/2021		7,283.75
Total for Check Number 11962:				0.00	7,283.75
11963	10516 10012021	Department of Motor Vehicles HUL01413H697 - Boat Registration Fee	10/13/2021		20.00
Total for Check Number 11963:				0.00	20.00
11964	10942 0003480874 0003480875	Diamond Environmental Services LP (1) Rental and Service Portable Restroom - 09/27 - 10/24/2021 (2) Rental and Service Handicap Restroom - 09/27-10/24/2021	10/13/2021		92.32 238.55
Total for Check Number 11964:				0.00	330.87
11965	10600 10012021	Gaucho Pest Control Inc. NCR I Rodent Control Oct 2021	10/13/2021		1,000.00
Total for Check Number 11965:				0.00	1,000.00

Check No	Vendor No Invoice No	Vendor Name Description	Check Date Reference	Void Checks	Check Amount
11966	10303 9054848693	Grainger Inc Locks for Water Meters	10/13/2021		3,744.32
Total for Check Number 11966:				0.00	3,744.32
11967	10202 357419	Thomas Guy Repair/Replace Bottom & Plates - John Deere Backhoe Bucket	10/13/2021		1,550.00
Total for Check Number 11967:				0.00	1,550.00
11968	10719 10042021	HR Dynamics & Performance Management, Inc HR Consulting Services - September 2021	10/13/2021		5,625.00
Total for Check Number 11968:				0.00	5,625.00
11969	10995	Infinity Recycling & Materials Inc	10/13/2021		
	18718	Class II Base - Antonell Ct Pipeline Replacement Project			1,041.49
	18778	Class II Base - Service Line Repairs			524.78
	18778	Class II Base - Main Line Repairs			524.77
	18790	Class II Base - Main Line Repairs			500.01
	18790	Class II Base - Service Line Repairs			500.00
	18804	Class II Base - Main Line Repairs			491.11
	18804	Class II Base - Service Line Repairs			491.12
Total for Check Number 11969:				0.00	4,073.28
11970	10398	Infosend, Inc	10/13/2021		
	199221	Sept 2021 Supply Charges for Utility Billing			176.13
	199221	Sept 2021 Processing Fees for Utility Billing			254.88
	199222	Sept 2021 Postage Charges for Utility Billing			1,164.98
Total for Check Number 11970:				0.00	1,595.99
11971	10809	Inner-City Auto Repair & Tires	10/13/2021		
	2216	Labor - Fuel Pump/Oil Filter/Oil - Unit 10/ OD 131,600			445.00
	2216	Fuel Pump/Oil Filter/Oil - Unit 10/ OD 131,600			562.81
	2251	Labor - Battery - Unit 38/OD 30,591			15.00
	2251	Battery - Unit 38/OD 30,591			219.15
	2269	Labor - Manifold Sensor/Oil/Oil Filter/Fuel - Unit 5/OD 79,717			427.50
	2269	Manifold Pressure Sensor/Oil/Oil Filter/Fuel - Unit 5/OD 79,717			674.69
	2273	Tires/Tire Pressure Sensor - Unit 37/OD 40,101			355.90
	2273	Labor - Tires/Tire Pressure Sensor - Unit 37/OD 40,101			90.00
Total for Check Number 11971:				0.00	2,790.05
11972	10608	Koff & Associates	10/13/2021		
	013641	Compensation Study - September 2021			232.50
	013645	Classification Study - September 2021			4,301.25
Total for Check Number 11972:				0.00	4,533.75
11973	10281	Luther's Truck and Equipment	10/13/2021		
	45978	Brake Light Bulb/Reflectors - Econo Trailer			107.10
	45978	Labor - Brake Light Bulb/Reflectors - Econo Trailer			312.50
Total for Check Number 11973:				0.00	419.60
11974	10026	McCrometer Inc	10/13/2021		
	555218 RI	New Register for Well 24 Flow Meter			242.51
	555218 RI	New Bearing for Well 24 Flow Meter			479.59
	555218 RI	New Cable Driver for Well 24 Flow Meter			11.96
	555487 RI	Repair 4" Fire Hydrant Meter			666.64
Total for Check Number 11974:				0.00	1,400.70

Check No	Vendor No Invoice No	Vendor Name Description	Check Date Reference	Void Checks	Check Amount
11975	10233 5255992	Pro-Pipe & Supply Pressure Reducing Valve - 9246 Avenida Miravilla	10/13/2021		644.39
Total for Check Number 11975:				0.00	644.39
11976	10997 13637	Redistricting Insights, LLC Redistricting Services - September 2021	10/13/2021		2,800.00
Total for Check Number 11976:				0.00	2,800.00
11977	10689 202357 202850	Safety Compliance Company Safety Meeting - Asbestos Awareness - 09/21/2021 Safety Meeting - Hearing Protection - 10/06/2021	10/13/2021		250.00 250.00
Total for Check Number 11977:				0.00	500.00
11978	10770 SI3001855 SI3001872	Sulzer Electro-Mechanical Services, Inc New Motor - Well 25 Emergency Emergency Motor Replacement - Well 29	10/13/2021		95,921.92 91,714.42
Total for Check Number 11978:				0.00	187,636.34
11979	10063 01180543	The Record Gazette 2020-2021 Pipeline Replacement Project RFP	10/13/2021		1,276.00
Total for Check Number 11979:				0.00	1,276.00
11980	10668 11 11 12 12	Thomas Harder & Co Design Services - Well 1A &2A Design Services - Well 1A &2A Design Services - Well 1A &2A Design Services - Well 1A &2A	10/13/2021		1,856.25 1,856.25 280.00 280.00
Total for Check Number 11980:				0.00	4,272.50
11981	10255 0441575-IN 0441576-IN 0441746-IN	Unlimited Services Building Maintenance Oct 2021 Janitorial Services for 815 E 12th St Oct 2021 Janitorial Services for 560 Magnolia Ave Oct 2021 Janitorial Services for 851 E 6th St	10/13/2021		150.00 845.00 160.00
Total for Check Number 11981:				0.00	1,155.00
11982	10778 6725	Urban Habitat Landscape Contract Service - September 2021	10/13/2021		5,140.50
Total for Check Number 11982:				0.00	5,140.50
11983	10934 1093023	USAFact, Inc Pre Employment Background Checks	10/13/2021		606.07
Total for Check Number 11983:				0.00	606.07
11984	10793 D44189	WateReuse Association Prepaid Membership Renewal - 01/01 - 12/31/2022	10/13/2021		1,128.75
Total for Check Number 11984:				0.00	1,128.75
11985	10385 5552456 5552483	Waterline Technologies, Inc. - PSOC Chlorine - Well 25 Chlorine - Well 29	10/13/2021		897.75 997.50
Total for Check Number 11985:				0.00	1,895.25

Check No	Vendor No Invoice No	Vendor Name Description	Check Date Reference	Void Checks	Check Amount
11986	10319	ACWA Joint Powers Insurance Authority	10/13/2021		
	B16 Auto	Auto/General Liability Insurance Oct 2021			6,978.80
	B16 Auto	Prepaid Auto/General Liability Insurance Nov 2021 - Sep 2022			76,767.10
Total for Check Number 11986:				0.00	83,745.90
11987	10901	Ameritas Life Insurance Corp.	10/13/2021		
	09302021 Vision	Ameritas Vision September 2021			415.68
Total for Check Number 11987:				0.00	415.68
11988	UB*04448	Great Oaks Construction	10/13/2021		
		Refund Check			12.00
		Refund Check			12.25
		Refund Check			2,018.93
Total for Check Number 11988:				0.00	2,043.18
11989	UB*04449	Oak Tree Design and Build Inc	10/13/2021		
		Refund Check			1,254.82
		Refund Check			164.26
		Refund Check			266.93
		Refund Check			73.01
Total for Check Number 11989:				0.00	1,759.02
Total for 10/13/2021:				0.00	429,040.96
ACH	10085	CalPERS Retirement System	10/14/2021		
	1001963039	PR Batch 00002.10.2021 CalPERS ER PEPRA			20.65
	1001963039	PR Batch 00001.10.2021 CalPERS 7.5% EE PEPRA			3,782.35
	1001963039	PR Batch 00002.10.2021 CalPERS 7.5% EE PEPRA			19.14
	1001963039	PR Batch 00001.10.2021 CalPERS 1% ER Paid			180.89
	1001963039	PR Batch 00001.10.2021 CalPERS ER Paid Classic			8,210.65
	1001963039	PR Batch 00001.10.2021 CalPERS 7.5% EE PEPRA			2.57
	1001963039	PR Batch 00001.10.2021 CalPERS 7% EE Deduction			1,266.34
	1001963039	PR Batch 00001.10.2021 CalPERS ER PEPRA			4,079.86
	1001963039	PR Batch 00001.10.2021 CalPERS 8% EE Paid			1,841.74
	1001963039	PR Batch 00001.10.2021 CalPERS ER PEPRA			2.77
	1001963039	PR Batch 00001.10.2021 CalPERS 8% ER Paid			849.98
Total for this ACH Check for Vendor 10085:				0.00	20,256.94
ACH	10087	EDD	10/14/2021		
	0-782-469-024	PR Batch 00002.10.2021 CA SDI			3.06
	0-782-469-024	PR Batch 00001.10.2021 CA SDI			1,269.71
	0-782-469-024	PR Batch 00001.10.2021 State Income Tax			0.35
	0-782-469-024	PR Batch 00001.10.2021 State Income Tax			4,208.08
	0-782-469-024	PR Batch 00001.10.2021 CA SDI			0.41
Total for this ACH Check for Vendor 10087:				0.00	5,481.61
ACH	10094	U.S. Treasury	10/14/2021		
	270168763390319	PR Batch 00002.10.2021 FICA Employee Portion			15.82
	270168763390319	PR Batch 00001.10.2021 Medicare Employer Portion			0.50
	270168763390319	PR Batch 00001.10.2021 FICA Employer Portion			6,644.23
	270168763390319	PR Batch 00001.10.2021 Medicare Employee Portion			0.50
	270168763390319	PR Batch 00001.10.2021 Federal Income Tax			11,394.71
	270168763390319	PR Batch 00001.10.2021 FICA Employee Portion			6,644.23
	270168763390319	PR Batch 00002.10.2021 Medicare Employer Portion			3.70
	270168763390319	PR Batch 00001.10.2021 Medicare Employer Portion			1,685.20
	270168763390319	PR Batch 00001.10.2021 Medicare Employee Portion			1,707.42
	270168763390319	PR Batch 00002.10.2021 FICA Employer Portion			15.82
	270168763390319	PR Batch 00001.10.2021 FICA Employer Portion			2.12
	270168763390319	PR Batch 00001.10.2021 FICA Employee Portion			2.12
	270168763390319	PR Batch 00002.10.2021 Medicare Employee Portion			3.70
Total for this ACH Check for Vendor 10094:				0.00	28,120.07

Check No	Vendor No Invoice No	Vendor Name Description	Check Date Reference	Void Checks	Check Amount
ACH	10141	Ca State Disbursement Unit	10/14/2021		
	37408223	PR Batch 00001.10.2021 Garnishment			294.05
	37408223	PR Batch 00001.10.2021 Garnishment			288.46
Total for this ACH Check for Vendor 10141:				0.00	582.51
ACH	10203	Voya Financial	10/14/2021		
	VB1450PP21 2021	PR Batch 00001.10.2021 Deferred Comp			350.00
Total for this ACH Check for Vendor 10203:				0.00	350.00
ACH	10264	CalPERs Supplemental Income Plans	10/14/2021		
	1001963037	PR Batch 00001.10.2021 ROTH % Deduction			55.34
	1001963037	PR Batch 00001.10.2021 ROTH-Post-Tax			25.00
	1001963037	PR Batch 00001.10.2021 CalPERS 457			1,086.00
	1001963037	PR Batch 00001.10.2021 CalPERS 457 %			59.85
	1001963037	PR Batch 00001.10.2021 457 Loan Repayment			357.79
Total for this ACH Check for Vendor 10264:				0.00	1,583.98
ACH	10895	Basic Pacific	10/14/2021		
	26483920	PR Batch 00001.10.2021 Flexible Spending Account (PT)			197.91
Total for this ACH Check for Vendor 10895:				0.00	197.91
ACH	10984	MidAmerica Administrative & Retirement Solutions	10/14/2021		
	1634149653186	PR Batch 00001.10.2021 401(a) Deferred Comp			2,348.58
Total for this ACH Check for Vendor 10984:				0.00	2,348.58
ACH	10087	EDD	10/14/2021		
	0-597-895-072	PR Batch 00002.10.2021 CA SDI			24.07
	0-597-895-072	PR Batch 00002.10.2021 State Income Tax			78.63
Total for this ACH Check for Vendor 10087:				0.00	102.70
ACH	10094	U.S. Treasury	10/14/2021		
	270168894879899	PR Batch 00002.10.2021 FICA Employee Portion			124.34
	270168894879899	PR Batch 00002.10.2021 Medicare Employer Portion			29.08
	270168894879899	PR Batch 00002.10.2021 Medicare Employee Portion			29.08
	270168894879899	PR Batch 00002.10.2021 FICA Employer Portion			124.34
	270168894879899	PR Batch 00002.10.2021 Federal Income Tax			222.72
Total for this ACH Check for Vendor 10094:				0.00	529.56
ACH	10141	Ca State Disbursement Unit	10/14/2021		
	37426122	PR Batch 00002.10.2021 Garnishment			93.75
Total for this ACH Check for Vendor 10141:				0.00	93.75
Total for 10/14/2021:				0.00	59,647.61

Check No	Vendor No Invoice No	Vendor Name Description	Check Date Reference	Void Checks	Check Amount
ACH	10781	Umpqua Bank	10/15/2021		
	10019	C R & R Incorporated			
		Monthly Charges 3 YD Commercial Bin Sept 2021			285.83
	10034	US Postal Service			
		400 Postage Stamps			232.00
	10037	Waste Management Of Inland Empire			
		Yard Dumpsters 815 E 12th Sept 2021			322.20
		Recycling Dumpster Charges - 815 E 12th Sept 2021			97.59
		Recycling Dumpster Charges 560 Magnolia Sept 2021			97.59
		Recycling Contamination Incidents 560 Magnolia Aug 2021			210.00
		Monthly Sanitation 560 Magnolia Sept 2021			118.50
	10116	Verizon Wireless Services LLC			
		Cell Phone Charges for Sept 2021			120.00
		iPad Charges for Sept 2021			373.94
	10135	Big Time Design			
		Uniforms - Field Staff			2,279.99
		Uniforms - Field Staff			360.96
		Uniforms - Field Staff			733.78
	10153	Brown and Caldwell			
		Job Posting - Maintenance Utility Worker			200.00
	10224	Legal Shield			
		Monthly Prepaid Legal for Employees Sept 2021			123.55
	10249	CDW Government LLC			
		Secure USB Devices - Cyber Security			1,978.07
	10284	Underground Service Alert of Southern California			
		Monthly Maintenance Fee			10.00
		164 New Ticket Charges Aug 2021			268.95
	10319	ACWA Joint Powers Insurance Authority			
		ACWA/JPIA Conference Registration Cancellation Credit - S Foley			-225.00
		ACWA/JPIA Conference Registration Cancellation Credit - D Lee			-225.00
	10397	Wal-Mart			
		Paper Shredder - 12th/Palm			80.96
	10425	The UPS Store			
		Postage - Admin Assist Laptop			23.99
		Postage - UWMP			42.28
	10546	Frontier Communications			
		09/10-10/09/2021 Sept FIOS/FAX 12th/Palm			331.76
		08/25-09/24/2021 Sept FIOS/FAX 560 Magnolia Ave			290.00
		08/25-09/24/2021 Sept FIOS/FAX 841 E 6th St			145.40
	10588	Marriot Hotels			
		Hotel - Water ReUse Conference - J Bean			753.80
	10623	WP Engine			
		Web Host for BCVWD Website Sept 2021			115.00
	10692	MMSoft Design			
		Network Monitoring Software Sept 2021			202.45
	10761	BLS*Spamtitan			
		Monthly Web Filter License Sept 2021			73.32
	10784	Autodesk, Inc			
		Auto CAD Software 851 E 6th St - Sept 2021			710.00
	10790	Microsoft			
		Monthly Microsoft Office License - Sept 2021			14.80
		Monthly Microsoft Office License - Sept 2021			900.00
		Monthly Microsoft Exchange - Sept 2021			264.00
	10817	Autozone			
		Wiper Blades/Steering Wheel Cover - Unit 5			79.70
	10832	Panera Bread			
		Refreshments - Leadership Academy Session 3			39.94
		Refreshments - Leadership Academy Session 4			57.39
		Refreshments - Leadership Academy Session 5			57.39
	10840	Ready Fresh (Arrowhead)			
		Water - August 2021 - 851 E 6th			97.84
	10850	ISC			
		ISC Cyber Security Training Seminar for ISSMP - R Rasha			2,495.00
		ISC Cyber Security Conference Registration - R Rasha			649.00
	10892	Zoom Video Communications, Inc.			
		(10) Video Conferences Sept 2021			205.90

Check No	Vendor No Invoice No	Vendor Name Description	Check Date Reference	Void Checks	Check Amount
	10918	Apple.com			
		App for iPad - Field Staff			0.99
	10926	SSD Alarm			
		Alarm Equip/Rent/Service/Monitor - 11083 Cherry Ave			59.50
		Alarm Equip/Rent/Service/Monitor - 815 12th St			125.00
		Alarm Equip/Rent/Service/Monitor - 560 Magnolia Ave			362.13
		Alarm Equip/Rent/Service/Monitor - 851 E. 6th St			77.69
	10978	Nextiva, Inc.			
		Monthly Phone Service 09/03 - 10/03/2021			2,465.71
	10999	Backblaze			
		Offsite Backup Storage			50.54
	11006	Benihibachi Grill			
		Meal - Water ReUse Conference - J Bean			29.29
	11007	Tom's Watch LA Live			
		Meal - Water ReUse Conference - J Bean			23.00
	11008	Pilot Inst Training			
		Training Materials for Drone			149.00
		Training Materials for Drone			149.00
	11009	DiversityJobs			
		Job Posting - Maintenance Utility Worker			295.00
	11010	Water ISAC			
		Annual Membership Renewal - 09/24/2021 - 09/23/2022			550.00
		Late Fee Reversal			-35.00
		Finance Charge Credit			-333.25
Total for this ACH Check for Vendor 10781:				0.00	18,961.47
Total for 10/15/2021:				0.00	18,961.47
ACH	10030	Southern California Edison	10/18/2021		
	700154530138Aug	Electricity 06/21-08/21/2021 - Wells (Prior Month)			118.52
	700359906319Sep	Electricity 08/23-09/21/2021 - 13697 Oak Glen Rd			320.03
	700359906319Sep	Electricity 08/23-09/21/2021 - 12303 Oak Glen Rd			557.27
	700359906319Sep	Electricity 08/23-09/21/2021 - 13695 Oak Glen Rd			285.08
Total for this ACH Check for Vendor 10030:				0.00	1,280.90
ACH	10031	Staples Business Advantage	10/18/2021		
	3486722159	Copy Paper			459.32
	3487123530	Receipt Tape/Rubber Stamps			470.44
	3487548535	Office Supplies			305.20
	3487648533	Toner			172.38
	3489185312	Door Hangers - Customer Service			74.34
	3489711955	Office Supplies			133.58
Total for this ACH Check for Vendor 10031:				0.00	1,615.26
ACH	10042	Southern California Gas Company	10/18/2021		
	07132135000Sept	Monthly Gas Charges 08/25-09/27/21			16.27
Total for this ACH Check for Vendor 10042:				0.00	16.27
ACH	10052	Home Depot Credit Services	10/18/2021		
	09302021	Toilet Seal/Trim Kit - 12th/Palm Ave			19.40
	09302021	Wall Base/Paint - 12303 Oak Glen Rd Leak Repair			79.01
	09302021	(6) Ratchet Screw Drivers - Districtwide			107.52
	09302021	Saw Blades - 12303 Oak Glen Rd Leak Repair			37.68
	09302021	Lights for Main Office Sign - 560 Magnolia Ave			41.98
	09302021	Lumber - 12303 Oak Glen Rd Leak Repair			51.00
	09302021	Light Bulbs/Toilet - 12th/Palm			121.52
Total for this ACH Check for Vendor 10052:				0.00	458.11

Check No	Vendor No Invoice No	Vendor Name Description	Check Date Reference	Void Checks	Check Amount
ACH	10132	South Coast AQMD	10/18/2021		
	3883611	ICE (50-500 HP) EM Elec Gen-Diesel - Fac 140810 - Well 23			440.15
	3883670	ICE (>500 HP) EM Elec Gen-Diesel - Fac 140810 - Well 24			440.15
	3886852	Flat Fee for Last Fiscal Year Emissions - Fac 140810 - Well 23			142.59
	3887035	Flat Fee for Last Fiscal Year Emissions - Fac 148118 - Well 24			142.59
Total for this ACH Check for Vendor 10132:				0.00	1,165.48
ACH	10138	ARCO Business Solutions	10/18/2021		
	HW201 Oct 2021	ARCO Fuel Charges 10/05-10/11/2021			1,838.21
Total for this ACH Check for Vendor 10138:				0.00	1,838.21
ACH	10147	Online Information Services, Inc	10/18/2021		
	1085198	196 Credit Reports for Sept 2021			559.20
Total for this ACH Check for Vendor 10147:				0.00	559.20
ACH	10350	NAPA Auto Parts	10/18/2021		
	162324	Battery/Deposit - Unit 4/OD 57,152			190.09
	162325	Battery/Deposit Refund			-170.16
	162981	Grease Cartridge/Grease Gun - New John Deere Backhoe			45.32
Total for this ACH Check for Vendor 10350:				0.00	65.25
ACH	10743	Townsend Public Affairs, Inc	10/18/2021		
	17631	Consulting Services - October 2021			4,000.00
Total for this ACH Check for Vendor 10743:				0.00	4,000.00
Total for 10/18/2021:				0.00	10,998.68
ACH	10087	EDD	10/20/2021		
	1-591-302-048	PR Batch 00003.10.2021 CA SDI			3.39
Total for this ACH Check for Vendor 10087:				0.00	3.39
ACH	10094	U.S. Treasury	10/20/2021		
	270169463091637	PR Batch 00003.10.2021 FICA Employee Portion			17.51
	270169463091637	PR Batch 00003.10.2021 Medicare Employer Portion			4.09
	270169463091637	PR Batch 00003.10.2021 Medicare Employee Portion			4.09
	270169463091637	PR Batch 00003.10.2021 FICA Employer Portion			17.51
Total for this ACH Check for Vendor 10094:				0.00	43.20
Total for 10/20/2021:				0.00	46.59
ACH	10030	Southern California Edison	10/25/2021		
	700154530138Sep	Electricity 08/23-09/21/2021 - Wells			99,691.15
	700154530138Sep	Electricity 08/23-09/21/2021 - 560 Magnolia Ave			3,303.88
	700154530138Sep	Electricity 08/23-09/21/2021 - Wells			60,774.77
	700154530138Sep	Electricity 08/23-09/21/2021 - Wells			23,319.60
	700154530138Sep	Electricity 08/23-09/21/2021 - Wells			18,459.01
	700154530138Sep	Electricity 08/23-09/21/2021 - 815 E 12th Ave			920.16
Total for this ACH Check for Vendor 10030:				0.00	206,468.57
ACH	10138	ARCO Business Solutions	10/25/2021		
	HW201 Oct 2021	ARCO Fuel Charges 10/12-10/18/2021			2,261.91
Total for this ACH Check for Vendor 10138:				0.00	2,261.91
Total for 10/25/2021:				0.00	208,730.48
Report Total (126 checks):				0.00	844,295.25

## General Ledger

## Budget Variance Revenue

User: wclayton

Printed: 11/24/2021 12:47:22 PM

Period 10 - 10

Fiscal Year 2021

## Beaumont-Cherry Valley Water District

560 Magnolia Avenue  
Beaumont CA 92223  
(951) 845-9581  
www.bcvwd.org



Account Number	Description	Budget	Period Amt	End Bal	Variance	% Avail/ Uncollect
<b>50</b>	<b>GENERAL</b>					
01-50-510-419051	Grant Revenue	\$ 642,090.72	\$ -	\$ 306,547.40	\$ 335,543.32	52.26%
	<b>Grant Rev</b>	<b>\$ 642,090.72</b>	<b>\$ -</b>	<b>\$ 306,547.40</b>	<b>\$ 335,543.32</b>	<b>52.26%</b>
01-50-510-490001	Interest Income - Bonita Vista	\$ 1,600.00	\$ 139.55	\$ 777.73	\$ 822.27	51.39%
01-50-510-490011	Interest Income-Fairway Canyon	\$ 46,829.00	\$ -	\$ -	\$ 46,829.00	100.00%
01-50-510-490021	Interest Income - General	\$ 600,000.00	\$ 23,281.44	\$ 148,482.87	\$ 451,517.13	75.25%
	<b>Interest Income</b>	<b>\$ 648,429.00</b>	<b>\$ 23,420.99</b>	<b>\$ 149,260.60</b>	<b>\$ 499,168.40</b>	<b>76.98%</b>
01-50-510-481001	Fac Fees-Wells	\$ 1,496,528.00	\$ 7,956.96	\$ 1,150,196.96	\$ 346,331.04	23.14%
01-50-510-481006	Fac Fees-Water Rights (SWP)	\$ 383,425.00	\$ 5,034.75	\$ 155,709.75	\$ 227,715.25	59.39%
01-50-510-481012	Fac Fees-Water Treatment Plant	\$ 711,933.00	\$ 3,785.31	\$ 547,175.31	\$ 164,757.69	23.14%
01-50-510-481018	Fac Fees-Local Water Resources	\$ 151,805.00	\$ 1,993.35	\$ 61,648.35	\$ 90,156.65	59.39%
01-50-510-481024	Fac Fees-Recycld Wtr Facilities	\$ 1,083,746.00	\$ 5,762.22	\$ 839,475.54	\$ 244,270.46	22.54%
01-50-510-481030	Fac Fees-Transmission (16")	\$ 1,212,064.00	\$ 6,444.48	\$ 931,564.48	\$ 280,499.52	23.14%
01-50-510-481036	Fac Fees-Storage	\$ 1,552,184.00	\$ 8,252.88	\$ 1,192,972.88	\$ 359,211.12	23.14%
01-50-510-481042	Fac Fees-Booster	\$ 107,447.00	\$ 571.29	\$ 82,581.29	\$ 24,865.71	23.14%
01-50-510-481048	Fac Fees-Pressure Reducng Stns	\$ 54,883.00	\$ 291.81	\$ 42,181.81	\$ 12,701.19	23.14%
01-50-510-481054	Fac Fees-Misc Projects	\$ 47,926.00	\$ 254.82	\$ 36,834.82	\$ 11,091.18	23.14%
01-50-510-481060	Fac Fees-Financing Costs	\$ 235,765.00	\$ 1,253.55	\$ 181,400.40	\$ 54,364.60	23.06%
01-50-510-485001	Front Footage Fees	\$ 23,370.00	\$ 20,790.00	\$ 31,990.50	\$ (8,620.50)	-36.89%
	<b>Non-Operating Revenue</b>	<b>\$ 7,061,076.00</b>	<b>\$ 62,391.42</b>	<b>\$ 5,253,732.09</b>	<b>\$ 1,807,343.91</b>	<b>25.60%</b>
01-50-510-410100	Sales	\$ 5,626,822.29	\$ 581,827.33	\$ 4,844,207.36	\$ 782,614.93	13.91%
01-50-510-410151	Agricultural Irrigation Sales	\$ 22,315.78	\$ (93.48)	\$ 19,032.84	\$ 3,282.94	14.71%
01-50-510-410171	Construction Sales	\$ 101,314.47	\$ 4,202.10	\$ 160,223.49	\$ (58,909.02)	-58.14%
01-50-510-413001	Backflow Admin Charges	\$ 45,000.00	\$ 5,511.69	\$ 41,718.47	\$ 3,281.53	7.29%
01-50-510-413011	Fixed Meter Charges	\$ 3,661,780.56	\$ 373,920.54	\$ 3,467,502.76	\$ 194,277.80	5.31%
01-50-510-413021	Meter Fees	\$ 300,000.00	\$ 27,050.00	\$ 413,496.00	\$ (113,496.00)	-37.83%
01-50-510-415001	SGPWA Importation Charges	\$ 3,870,300.00	\$ 402,005.52	\$ 3,495,305.35	\$ 374,994.65	9.69%
01-50-510-415011	SCE Power Charges	\$ 1,816,800.00	\$ 185,487.89	\$ 1,560,246.92	\$ 256,553.08	14.12%
01-50-510-417001	2nd Notice Penalties	\$ 100,000.00	\$ 55.00	\$ 45,680.00	\$ 54,320.00	54.32%
01-50-510-417011	3rd Notice Charges	\$ 50,000.00	\$ (5.00)	\$ 10,270.00	\$ 39,730.00	79.46%
01-50-510-417021	Account Reinstatement Fees	\$ 10,000.00	\$ -	\$ -	\$ 10,000.00	100.00%
01-50-510-417031	Lien Processing Fees	\$ 2,000.00	\$ -	\$ 200.00	\$ 1,800.00	90.00%
01-50-510-417041	Credit Check Processing Fees	\$ 9,600.00	\$ 370.00	\$ 8,225.00	\$ 1,375.00	14.32%
01-50-510-417051	Returned Check Fees	\$ 4,000.00	\$ 275.00	\$ 2,300.00	\$ 1,700.00	42.50%
01-50-510-417061	Custmr Damages/Upgrade Charges	\$ 22,000.00	\$ 7,387.37	\$ 24,955.57	\$ (2,955.57)	-13.43%
01-50-510-417071	After Hours Call Out Charges	\$ 600.00	\$ 50.00	\$ 500.00	\$ 100.00	16.67%
01-50-510-417081	Bench Test Fees	\$ 90.00	\$ -	\$ -	\$ 90.00	100.00%
01-50-510-417091	Credit Card Processing Fees	\$ 78,000.00	\$ 4,824.75	\$ 41,785.75	\$ 36,214.25	46.43%
01-50-510-419001	Rebates/Refunds	\$ -	\$ -	\$ 26,437.72	\$ (26,437.72)	0.00%
01-50-510-419011	Development Income	\$ 60,000.00	\$ 14,385.74	\$ 209,249.16	\$ (149,249.16)	-248.75%
01-50-510-419012	Development Income-GIS	\$ 300,000.00	\$ -	\$ -	\$ 300,000.00	100.00%
01-50-510-419031	Well Maintenance Reimbursemnt	\$ 7,500.00	\$ -	\$ 8,768.15	\$ (1,268.15)	-16.91%
01-50-510-419061	Miscellaneous Income	\$ 500.00	\$ 9,601.52	\$ 55,952.01	\$ (55,452.01)	-11090.40%
	<b>Operating Revenue</b>	<b>\$ 16,088,623.10</b>	<b>\$ 1,616,855.97</b>	<b>\$ 14,436,056.55</b>	<b>\$ 1,652,566.55</b>	<b>10.27%</b>
01-50-510-471001	Rent - 12303 Oak Glen	\$ 2,400.00	\$ 200.00	\$ 2,000.00	\$ 400.00	16.67%
01-50-510-471011	Rent - 13695 Oak Glen	\$ 2,400.00	\$ 200.00	\$ 2,000.00	\$ 400.00	16.67%
01-50-510-471021	Rent - 13697 Oak Glen	\$ 2,400.00	\$ 200.00	\$ 2,000.00	\$ 400.00	16.67%
01-50-510-471031	Rent - 9781 Avenida Miravilla	\$ 2,400.00	\$ 200.00	\$ 2,000.00	\$ 400.00	16.67%
01-50-510-471101	Util - 12303 Oak Glen	\$ 4,118.00	\$ 284.32	\$ 3,560.78	\$ 557.22	13.53%
01-50-510-471111	Util - 13695 Oak Glen	\$ 4,000.00	\$ 113.09	\$ 2,893.42	\$ 1,106.58	27.66%
01-50-510-471121	Util - 13697 Oak Glen	\$ 5,000.00	\$ 171.13	\$ 3,934.67	\$ 1,065.33	21.31%
01-50-510-471131	Util - 9781 Avenida Miravilla	\$ 3,600.00	\$ -	\$ 2,820.05	\$ 779.95	21.67%
	<b>Rent/Utilities</b>	<b>\$ 26,318.00</b>	<b>\$ 1,368.54</b>	<b>\$ 21,208.92</b>	<b>\$ 5,109.08</b>	<b>19.41%</b>
<b>Revenue Total</b>		<b>\$ 24,466,536.82</b>	<b>\$ 1,704,036.92</b>	<b>\$ 20,166,805.56</b>	<b>\$ 4,299,731.26</b>	<b>17.57%</b>

General Ledger  
Budget Variance Expense

User: wclayton  
Printed: 11/24/2021 12:48:02 PM  
Period 10 - 10  
Fiscal Year 2021

Beaumont-Cherry Valley Water District

560 Magnolia Avenue  
Beaumont CA 92223  
(951) 845-9581  
www.bcvwd.org



Account Number	Description	Budget	Period Amt	End Bal	Variance	Encumbered	% Avail/ Uncollect
<b>10</b>	<b>BOARD OF DIRECTORS</b>						
01-10-110-500101	Board of Directors Fees	\$ 60,200.00	\$ 4,160.00	\$ 52,096.76	\$ 8,103.24	\$ -	13.46%
01-10-110-500115	Social Security	\$ 3,805.00	\$ 257.92	\$ 3,228.96	\$ 576.04	\$ -	15.14%
01-10-110-500120	Medicare	\$ 1,158.00	\$ 60.32	\$ 755.16	\$ 402.84	\$ -	34.79%
01-10-110-500125	Health Insurance	\$ 130,241.40	\$ 1,874.31	\$ 16,868.79	\$ 113,372.61	\$ -	87.05%
01-10-110-500140	Life Insurance	\$ 120.00	\$ (1.18)	\$ 66.90	\$ 53.10	\$ -	44.25%
01-10-110-500143	EAP Program	\$ 360.00	\$ 6.20	\$ 75.95	\$ 284.05	\$ -	78.90%
01-10-110-500145	Workers' Compensation	\$ 521.00	\$ 21.33	\$ 269.04	\$ 251.96	\$ -	48.36%
01-10-110-500175	Training/Education/Mtgs/Travel	\$ 10,000.00	\$ 170.00	\$ 3,012.17	\$ 6,987.83	\$ -	69.88%
	<b>Board of Directors Personnel</b>	<b>\$ 206,405.40</b>	<b>\$ 6,548.90</b>	<b>\$ 76,373.73</b>	<b>\$ 130,031.67</b>	<b>\$ -</b>	<b>63.00%</b>
01-10-110-550042	Supplies-Other	\$ 1,000.00	\$ -	\$ -	\$ 1,000.00	\$ -	100.00%
	<b>Board of Directors Materials &amp; Supplies</b>	<b>\$ 1,000.00</b>	<b>\$ -</b>	<b>\$ -</b>	<b>\$ 1,000.00</b>	<b>\$ -</b>	<b>100.00%</b>
01-10-110-550012	Election Expenses	\$ 112,500.00	\$ -	\$ 58,043.50	\$ 54,456.50	\$ -	48.41%
01-10-110-550051	Advertising/Legal Notices	\$ 2,400.00	\$ -	\$ 690.00	\$ 1,710.00	\$ -	71.25%
	<b>Board of Directors Services</b>	<b>\$ 114,900.00</b>	<b>\$ -</b>	<b>\$ 58,733.50</b>	<b>\$ 56,166.50</b>	<b>\$ -</b>	<b>48.88%</b>
<b>Expense Total</b>	<b>BOARD OF DIRECTORS</b>	<b>\$ 322,305.40</b>	<b>\$ 6,548.90</b>	<b>\$ 135,107.23</b>	<b>\$ 187,198.17</b>	<b>\$ -</b>	<b>58.08%</b>
<b>20</b>	<b>ENGINEERING</b>						
01-20-210-500105	Labor	\$ 561,698.00	\$ 29,705.32	\$ 309,627.04	\$ 252,070.96	\$ -	44.88%
01-20-210-500115	Social Security	\$ 39,169.00	\$ 1,900.80	\$ 19,667.44	\$ 19,501.56	\$ -	49.79%
01-20-210-500120	Medicare	\$ 9,164.00	\$ 444.52	\$ 4,654.75	\$ 4,509.25	\$ -	49.21%
01-20-210-500125	Health Insurance	\$ 107,328.00	\$ 4,310.28	\$ 39,145.24	\$ 68,182.76	\$ -	63.53%
01-20-210-500140	Life Insurance	\$ 2,736.00	\$ 97.44	\$ 414.96	\$ 2,321.04	\$ -	84.83%
01-20-210-500143	EAP Program	\$ 344.00	\$ 7.75	\$ 77.50	\$ 266.50	\$ -	77.47%
01-20-210-500145	Workers' Compensation	\$ 5,778.00	\$ 191.86	\$ 2,027.25	\$ 3,750.75	\$ -	64.91%
01-20-210-500150	Unemployment Insurance	\$ 19,100.00	\$ -	\$ 885.50	\$ 18,214.50	\$ -	95.36%
01-20-210-500155	Retirement/CalPERS	\$ 90,255.00	\$ 4,243.27	\$ 42,103.88	\$ 48,151.12	\$ -	53.35%
01-20-210-500165	Uniforms & Employee Benefits	\$ 350.00	\$ -	\$ -	\$ 350.00	\$ -	100.00%
01-20-210-500175	Training/Education/Mtgs/Travel	\$ 6,000.00	\$ 446.50	\$ 1,397.68	\$ 4,602.32	\$ -	76.71%
01-20-210-500180	Accrued Sick Leave Expense	\$ 28,816.00	\$ (186.48)	\$ (943.08)	\$ 29,759.08	\$ -	103.27%
01-20-210-500185	Accrued Vacation Leave Expense	\$ 21,282.00	\$ 1,127.70	\$ 10,065.80	\$ 11,216.20	\$ -	52.70%
01-20-210-500187	Accrual Leave Payments	\$ 14,510.00	\$ -	\$ 2,148.00	\$ 12,362.00	\$ -	85.20%
01-20-210-500195	CIP Related Labor	\$ (225,000.00)	\$ (6,464.75)	\$ (40,628.24)	\$ (184,371.76)	\$ -	81.94%
	<b>Engineering Personnel</b>	<b>\$ 681,530.00</b>	<b>\$ 35,824.21</b>	<b>\$ 390,643.72</b>	<b>\$ 290,886.28</b>	<b>\$ -</b>	<b>42.68%</b>
01-20-210-540048	Permits, Fees & Licensing	\$ 2,060.00	\$ -	\$ 25.82	\$ 2,034.18	\$ -	98.75%
	<b>Engineering Materials &amp; Supplies</b>	<b>\$ 2,060.00</b>	<b>\$ -</b>	<b>\$ 25.82</b>	<b>\$ 2,034.18</b>	<b>\$ -</b>	<b>98.75%</b>
01-20-210-540014	Development Reimbursable-GIS	\$ 300,000.00	\$ 36,000.00	\$ 113,270.00	\$ 186,730.00	\$ -	62.24%
01-20-210-550030	Membership Dues	\$ 900.00	\$ -	\$ 300.00	\$ 600.00	\$ -	66.67%
01-20-210-550051	Advertising/Legal Notices	\$ 2,000.00	\$ -	\$ 1,139.50	\$ 860.50	\$ -	43.03%
01-20-210-580031	Outside Engineering	\$ 60,000.00	\$ -	\$ -	\$ 60,000.00	\$ -	100.00%
01-20-210-580032	CIP Related Outside Engineering	\$ (41,280.00)	\$ -	\$ -	\$ (41,280.00)	\$ -	100.00%
	<b>Engineering Services</b>	<b>\$ 321,620.00</b>	<b>\$ 36,000.00</b>	<b>\$ 114,709.50</b>	<b>\$ 206,910.50</b>	<b>\$ -</b>	<b>64.33%</b>
<b>Expense Total</b>	<b>ENGINEERING</b>	<b>\$ 1,005,210.00</b>	<b>\$ 71,824.21</b>	<b>\$ 505,379.04</b>	<b>\$ 499,830.96</b>	<b>\$ -</b>	<b>49.72%</b>
<b>30</b>	<b>FINANCE &amp; ADMIN SERVICES</b>						
01-30-310-500105	Labor	\$ 1,175,347.00	\$ 70,574.65	\$ 687,478.32	\$ 487,868.68	\$ -	41.51%
01-30-310-500110	Overtime	\$ 4,614.00	\$ 429.45	\$ 4,459.19	\$ 154.81	\$ -	3.36%
01-30-310-500111	Double Time	\$ 393.00	\$ 345.32	\$ 601.48	\$ (208.48)	\$ -	-53.05%
01-30-310-500115	Social Security	\$ 88,696.00	\$ 4,119.94	\$ 44,212.14	\$ 44,483.86	\$ -	50.15%
01-30-310-500120	Medicare	\$ 20,759.00	\$ 1,291.55	\$ 11,401.77	\$ 9,357.23	\$ -	45.08%
01-30-310-500125	Health Insurance	\$ 268,320.00	\$ 15,757.24	\$ 158,778.10	\$ 109,541.90	\$ -	40.83%
01-30-310-500130	CalPERS Health Admin Costs	\$ 2,500.00	\$ 151.86	\$ 1,465.48	\$ 1,034.52	\$ -	41.38%
01-30-310-500140	Life Insurance	\$ 6,348.00	\$ 158.88	\$ 1,036.44	\$ 5,311.56	\$ -	83.67%
01-30-310-500143	EAP Program	\$ 885.00	\$ 21.70	\$ 190.65	\$ 694.35	\$ -	78.46%
01-30-310-500145	Workers' Compensation	\$ 11,734.00	\$ 426.22	\$ 4,076.91	\$ 7,657.09	\$ -	65.26%
01-30-310-500150	Unemployment Insurance	\$ 40,094.00	\$ -	\$ -	\$ 40,094.00	\$ -	100.00%
01-30-310-500155	Retirement/CalPERS	\$ 211,738.00	\$ 15,091.06	\$ 153,331.85	\$ 58,406.15	\$ -	27.58%
01-30-310-500161	Estim Current Yr OPEB Expense	\$ 151,500.00	\$ -	\$ -	\$ 151,500.00	\$ -	100.00%
01-30-310-500165	Uniforms & Employee Benefits	\$ 1,000.00	\$ -	\$ -	\$ 1,000.00	\$ -	100.00%
01-30-310-500175	Training/Education/Mtgs/Travel	\$ 15,000.00	\$ 175.00	\$ 3,560.60	\$ 11,439.40	\$ -	76.26%
01-30-310-500180	Accrued Sick Leave Expense	\$ 57,478.00	\$ 5,874.31	\$ 18,689.53	\$ 38,788.47	\$ -	67.48%
01-30-310-500185	Accrued Vacation Leave Expense	\$ 86,947.00	\$ 4,658.96	\$ 39,890.49	\$ 47,056.51	\$ -	54.12%
01-30-310-500187	Accrual Leave Payments	\$ 93,571.00	\$ 11,781.16	\$ 48,029.47	\$ 45,541.53	\$ -	48.67%
01-30-310-500195	CIP Related Labor	\$ (16,032.00)	\$ -	\$ -	\$ (16,032.00)	\$ -	100.00%
01-30-310-560000	GASB 68 Pension Expense	\$ 167,500.00	\$ -	\$ -	\$ 167,500.00	\$ -	100.00%
01-30-320-500105	Labor	\$ 65,092.00	\$ 4,530.96	\$ 44,521.08	\$ 20,570.92	\$ -	31.60%
01-30-320-500110	Overtime	\$ 2,063.00	\$ 342.47	\$ 2,347.45	\$ (284.45)	\$ -	-13.79%
01-30-320-500111	Double Time	\$ -	\$ 13.84	\$ 313.24	\$ (313.24)	\$ -	0.00%

Account Number	Description	Budget	Period Amt	End Bal	Variance	Encumbered	% Avail/ Uncollect
01-30-320-500115	Social Security	\$ 5,280.00	\$ 303.04	\$ 3,053.89	\$ 2,226.11	\$ -	42.16%
01-30-320-500120	Medicare	\$ 1,084.00	\$ 70.87	\$ 714.21	\$ 369.79	\$ -	34.11%
01-30-320-500125	Health Insurance	\$ 26,832.00	\$ 1,278.20	\$ 12,782.00	\$ 14,050.00	\$ -	52.36%
01-30-320-500140	Life Insurance	\$ 444.00	\$ 10.20	\$ 69.60	\$ 374.40	\$ -	84.32%
01-30-320-500143	EAP Program	\$ 72.00	\$ 1.55	\$ 15.50	\$ 56.50	\$ -	78.47%
01-30-320-500145	Workers' Compensation	\$ 661.00	\$ 24.46	\$ 249.81	\$ 411.19	\$ -	62.21%
01-30-320-500150	Unemployment Insurance	\$ 2,287.00	\$ -	\$ -	\$ 2,287.00	\$ -	100.00%
01-30-320-500155	Retirement/CalPERS	\$ 11,828.00	\$ 539.92	\$ 4,870.11	\$ 6,957.89	\$ -	58.83%
01-30-320-500165	Uniforms & Employee Benefits	\$ 111.00	\$ -	\$ -	\$ 111.00	\$ -	100.00%
01-30-320-500175	Training/Education/Mtgs/Travel	\$ 9,400.00	\$ 150.00	\$ 210.00	\$ 9,190.00	\$ -	97.77%
01-30-320-500176	District Professional Developm	\$ 29,000.00	\$ -	\$ 100.00	\$ 28,900.00	\$ -	99.66%
01-30-320-500177	Gen Safety Training & Supplies	\$ 28,250.00	\$ 2,633.26	\$ 8,453.26	\$ 19,796.74	\$ -	70.08%
01-30-320-500180	Accrued Sick Leave Expense	\$ 3,106.00	\$ -	\$ 617.87	\$ 2,488.13	\$ -	80.11%
01-30-320-500185	Accrued Vacation Leave Expense	\$ 3,202.00	\$ -	\$ 1,450.46	\$ 1,751.54	\$ -	54.70%
01-30-320-500187	Accrual Leave Payments	\$ 449.00	\$ -	\$ -	\$ 449.00	\$ -	100.00%
01-30-320-550024	Employment Testing	\$ 4,530.00	\$ 488.60	\$ 1,947.08	\$ 2,582.92	\$ -	57.02%
	<b>Finance &amp; Admin Services Personnel</b>	<b>\$ 2,582,083.00</b>	<b>\$ 141,244.67</b>	<b>\$ 1,258,917.98</b>	<b>\$ 1,323,165.02</b>	<b>\$ -</b>	<b>51.24%</b>
01-30-310-550006	Cashiering Shortages/Overages	\$ 50.00	\$ (0.20)	\$ (1.13)	\$ 51.13	\$ -	102.26%
01-30-310-550018	Employee Medical/First Aid	\$ 300.00	\$ -	\$ -	\$ 300.00	\$ -	100.00%
01-30-310-550042	Office Supplies	\$ 10,000.00	\$ 587.11	\$ 7,886.30	\$ 2,113.70	\$ -	21.14%
01-30-310-550046	Office Equipment	\$ 5,000.00	\$ -	\$ 1,623.80	\$ 3,376.20	\$ 387.69	59.77%
01-30-310-550048	Postage	\$ 14,000.00	\$ 232.00	\$ 2,772.38	\$ 11,227.62	\$ -	80.20%
01-30-310-550066	Subscriptions	\$ 2,000.00	\$ -	\$ -	\$ 2,000.00	\$ -	100.00%
01-30-310-550072	Misc Operating Expenses	\$ 1,000.00	\$ 0.03	\$ 26.77	\$ 973.23	\$ -	97.32%
01-30-310-550078	Bad Debt Expense	\$ 25,000.00	\$ -	\$ -	\$ 25,000.00	\$ -	100.00%
01-30-310-550084	Depreciation	\$ 2,850,000.00	\$ 239,714.97	\$ 2,404,937.62	\$ 445,062.38	\$ -	15.62%
01-30-320-550028	District Certification	\$ 2,550.00	\$ -	\$ 2,337.61	\$ 212.39	\$ -	8.33%
01-30-320-550042	Office Supplies	\$ 2,500.00	\$ -	\$ 1,162.00	\$ 1,338.00	\$ -	53.52%
	<b>Finance &amp; Admin Services Materials &amp; Supplies</b>	<b>\$ 2,912,400.00</b>	<b>\$ 240,533.91</b>	<b>\$ 2,420,745.35</b>	<b>\$ 491,654.65</b>	<b>\$ 387.69</b>	<b>16.87%</b>
01-30-310-500190	Temporary Labor	\$ 65,654.00	\$ 2,776.17	\$ 56,657.24	\$ 8,996.76	\$ -	13.70%
01-30-310-550001	Bank/Financial Service Fees	\$ 20,600.00	\$ 434.05	\$ 5,241.24	\$ 15,358.76	\$ -	74.56%
01-30-310-550008	Transaction/Return Fees	\$ 2,500.00	\$ 56.10	\$ 737.02	\$ 1,762.98	\$ -	70.52%
01-30-310-550010	Transaction/Credit Card Fees	\$ 78,000.00	\$ 8,262.73	\$ 68,746.29	\$ 9,253.71	\$ -	11.86%
01-30-310-550014	Credit Check Fees	\$ 10,300.00	\$ 475.50	\$ 5,035.80	\$ 5,264.20	\$ -	51.11%
01-30-310-550030	Membership Dues	\$ 35,260.00	\$ 2,031.67	\$ 34,289.66	\$ 970.34	\$ -	2.75%
01-30-310-550036	Notary & Lien Fees	\$ 2,060.00	\$ -	\$ 558.00	\$ 1,502.00	\$ -	72.91%
01-30-310-550050	Utility Billing Service	\$ 70,000.00	\$ 5,654.73	\$ 56,187.37	\$ 13,812.63	\$ -	19.73%
01-30-310-550051	Advertising/Legal Notices	\$ 4,000.00	\$ -	\$ -	\$ 4,000.00	\$ -	100.00%
01-30-310-550054	Property, Auto& Gen Liab Insur	\$ 108,000.00	\$ 10,201.07	\$ 88,242.40	\$ 19,757.60	\$ -	18.29%
01-30-310-580001	Accounting & Audit	\$ 36,050.00	\$ -	\$ 35,138.00	\$ 912.00	\$ -	2.53%
01-30-310-580011	General Legal	\$ 143,500.00	\$ 15,869.18	\$ 86,864.47	\$ 56,635.53	\$ -	39.47%
01-30-310-580036	Other Professional Services	\$ 132,200.00	\$ 7,315.00	\$ 75,179.00	\$ 57,021.00	\$ -	43.13%
01-30-320-550025	Employee Retention	\$ 5,000.00	\$ 121.95	\$ 600.57	\$ 4,399.43	\$ -	87.99%
01-30-320-550026	Recruitment Expense	\$ 8,059.00	\$ 495.00	\$ 2,987.00	\$ 5,072.00	\$ -	62.94%
01-30-320-550030	Membership Dues	\$ 1,770.00	\$ -	\$ 1,708.00	\$ 62.00	\$ -	3.50%
01-30-320-550051	Advertising/Legal Notices	\$ 2,485.00	\$ -	\$ 1,105.72	\$ 1,379.28	\$ -	55.50%
01-30-320-580036	Other Professional Services	\$ 92,000.00	\$ 9,132.50	\$ 36,094.50	\$ 55,905.50	\$ -	60.77%
	<b>Finance &amp; Admin Services Services</b>	<b>\$ 817,438.00</b>	<b>\$ 62,825.65</b>	<b>\$ 555,372.28</b>	<b>\$ 262,065.72</b>	<b>\$ -</b>	<b>32.06%</b>
<b>Expense Total</b>	<b>FINANCE &amp; ADMIN SERVICES</b>	<b>\$ 6,311,921.00</b>	<b>\$ 444,604.23</b>	<b>\$ 4,235,035.61</b>	<b>\$ 2,076,885.39</b>	<b>\$ 387.69</b>	<b>32.90%</b>
<b>35</b>	<b>INFORMATION TECHNOLOGY</b>						
01-35-315-500105	Labor	\$ 143,514.00	\$ 10,414.40	\$ 108,700.30	\$ 34,813.70	\$ -	24.26%
01-35-315-500115	Social Security	\$ 11,298.00	\$ 646.18	\$ 7,796.09	\$ 3,501.91	\$ -	31.00%
01-35-315-500120	Medicare	\$ 2,643.00	\$ 151.12	\$ 1,823.24	\$ 819.76	\$ -	31.02%
01-35-315-500125	Health Insurance	\$ 26,832.00	\$ 2,170.69	\$ 21,706.90	\$ 5,125.10	\$ -	19.10%
01-35-315-500140	Life Insurance	\$ 936.00	\$ 12.00	\$ 163.20	\$ 772.80	\$ -	82.56%
01-35-315-500143	EAP Program	\$ 72.00	\$ 1.55	\$ 15.50	\$ 56.50	\$ -	78.47%
01-35-315-500145	Workers' Compensation	\$ 1,476.00	\$ 53.42	\$ 561.96	\$ 914.04	\$ -	61.93%
01-35-315-500150	Unemployment Insurance	\$ 4,880.00	\$ -	\$ -	\$ 4,880.00	\$ -	100.00%
01-35-315-500155	Retirement/CalPERS	\$ 15,804.00	\$ 1,320.51	\$ 12,945.64	\$ 2,858.36	\$ -	18.09%
01-35-315-500175	Training/Education/Mtgs/Travel	\$ 4,120.00	\$ -	\$ 3,239.00	\$ 881.00	\$ -	21.38%
01-35-315-500180	Accrued Sick Leave Expense	\$ 8,270.00	\$ -	\$ -	\$ 8,270.00	\$ -	100.00%
01-35-315-500185	Accrued Vacation Leave Expense	\$ 15,035.00	\$ -	\$ -	\$ 15,035.00	\$ -	100.00%
01-35-315-500187	Accrual Leave Payments	\$ 14,660.00	\$ -	\$ 16,960.51	\$ (2,300.51)	\$ -	-15.69%
01-35-315-500195	CIP Related Labor	\$ (32,875.00)	\$ -	\$ -	\$ (32,875.00)	\$ -	100.00%
	<b>Information Technology Personnel</b>	<b>\$ 216,665.00</b>	<b>\$ 14,769.87</b>	<b>\$ 173,912.34</b>	<b>\$ 42,752.66</b>	<b>\$ -</b>	<b>19.73%</b>
01-35-315-501511	Telephone/Internet Service	\$ 36,668.00	\$ 3,802.29	\$ 33,120.75	\$ 3,547.25	\$ -	9.67%
01-35-315-550044	Printing/Toner & Maint	\$ 19,000.00	\$ 1,610.50	\$ 14,464.70	\$ 4,535.30	\$ -	23.87%
	<b>Information Technology Materials &amp; Supplies</b>	<b>\$ 55,668.00</b>	<b>\$ 5,412.79</b>	<b>\$ 47,585.45</b>	<b>\$ 8,082.55</b>	<b>\$ -</b>	<b>14.52%</b>
01-35-315-550030	Membership Dues	\$ 2,060.00	\$ 130.00	\$ 1,826.00	\$ 234.00	\$ -	11.36%
01-35-315-580016	Computer Hardware	\$ 25,000.00	\$ 124.73	\$ 3,052.32	\$ 21,947.68	\$ 1,872.67	80.30%
01-35-315-580021	IT/Software Support	\$ 5,150.00	\$ -	\$ 3,503.45	\$ 1,646.55	\$ -	31.97%
01-35-315-580026	License/Maintenance/Support	\$ 210,000.00	\$ 7,220.11	\$ 127,064.34	\$ 82,935.66	\$ -	39.49%
	<b>Information Technology Services</b>	<b>\$ 242,210.00</b>	<b>\$ 7,474.84</b>	<b>\$ 135,446.11</b>	<b>\$ 106,763.89</b>	<b>\$ 1,872.67</b>	<b>43.31%</b>

Account Number	Description	Budget	Period Amt	End Bal	Variance	Encumbered	% Avail/ Uncollect
<b>Expense Total</b>	<b>INFORTMATION TECHNOLOGY</b>	<b>\$ 514,543.00</b>	<b>\$ 27,657.50</b>	<b>\$ 356,943.90</b>	<b>\$ 157,599.10</b>	<b>\$ 1,872.67</b>	<b>30.26%</b>
<b>40</b>	<b>OPERATIONS</b>						
<b>410</b>	<b>Source of Supply Personnel</b>						
01-40-410-500105	Labor	\$ 483,039.00	\$ 17,963.90	\$ 195,378.82	\$ 287,660.18	\$ -	59.55%
01-40-410-500110	Overtime	\$ 16,292.00	\$ 425.79	\$ 4,705.31	\$ 11,586.69	\$ -	71.12%
01-40-410-500111	Double Time	\$ 6,751.00	\$ -	\$ 2,554.74	\$ 4,196.26	\$ -	62.16%
01-40-410-500113	Standby/On-Call	\$ 12,250.00	\$ 700.00	\$ 7,700.00	\$ 4,550.00	\$ -	37.14%
01-40-410-500115	Social Security	\$ 36,063.00	\$ 1,334.34	\$ 14,510.33	\$ 21,552.67	\$ -	59.76%
01-40-410-500120	Medicare	\$ 8,439.00	\$ 312.08	\$ 3,393.58	\$ 5,045.42	\$ -	59.79%
01-40-410-500125	Health Insurance	\$ 187,824.00	\$ 7,877.35	\$ 78,773.50	\$ 109,050.50	\$ -	58.06%
01-40-410-500140	Life Insurance	\$ 3,252.00	\$ 55.44	\$ 343.80	\$ 2,908.20	\$ -	89.43%
01-40-410-500143	EAP Program	\$ 504.00	\$ 6.20	\$ 62.00	\$ 442.00	\$ -	87.70%
01-40-410-500145	Workers' Compensation	\$ 24,270.00	\$ 576.14	\$ 6,239.94	\$ 18,030.06	\$ -	74.29%
01-40-410-500150	Unemployment Insurance	\$ 57,436.00	\$ -	\$ 9,614.52	\$ 47,821.48	\$ -	83.26%
01-40-410-500155	Retirement/CalPERS	\$ 111,455.00	\$ 5,647.01	\$ 55,937.41	\$ 55,517.59	\$ -	49.81%
01-40-410-500165	Uniforms & Employee Benefits	\$ 4,052.00	\$ -	\$ 1,127.68	\$ 2,924.32	\$ -	72.17%
01-40-410-500175	Training/Education/Mtgs/Travel	\$ 6,000.00	\$ 235.00	\$ 2,946.59	\$ 3,053.41	\$ -	50.89%
01-40-410-500180	Accrued Sick Leave Expense	\$ 22,256.00	\$ 302.95	\$ 8,843.40	\$ 13,412.60	\$ -	60.27%
01-40-410-500185	Accrued Vacation Leave Expense	\$ 31,088.00	\$ 1,884.00	\$ 12,494.11	\$ 18,593.89	\$ -	59.81%
01-40-410-500187	Accrual Leave Payments	\$ 8,586.00	\$ -	\$ -	\$ 8,586.00	\$ -	100.00%
01-40-410-500195	CIP Related Labor	\$ (30,000.00)	\$ -	\$ -	\$ (30,000.00)	\$ -	100.00%
<b>440</b>	<b>Transmission &amp; Distribution Personnel</b>						
01-40-440-500105	Labor	\$ 799,681.00	\$ 47,404.89	\$ 445,683.83	\$ 353,997.17	\$ -	44.27%
01-40-440-500110	Overtime	\$ 58,887.00	\$ 4,452.53	\$ 42,478.88	\$ 16,408.12	\$ -	27.86%
01-40-440-500111	Double Time	\$ 39,117.00	\$ 914.49	\$ 21,949.65	\$ 17,167.35	\$ -	43.89%
01-40-440-500113	Standby/On-Call	\$ 29,250.00	\$ 1,200.00	\$ 13,200.00	\$ 16,050.00	\$ -	54.87%
01-40-440-500115	Social Security	\$ 65,568.00	\$ 3,677.41	\$ 35,169.63	\$ 30,398.37	\$ -	46.36%
01-40-440-500120	Medicare	\$ 15,331.00	\$ 860.03	\$ 8,243.04	\$ 7,087.96	\$ -	46.23%
01-40-440-500125	Health Insurance	\$ 294,316.00	\$ 16,081.47	\$ 144,523.35	\$ 149,792.65	\$ -	50.90%
01-40-440-500140	Life Insurance	\$ 5,366.00	\$ 106.60	\$ 787.00	\$ 4,579.00	\$ -	85.33%
01-40-440-500143	EAP Program	\$ 956.00	\$ 18.29	\$ 178.79	\$ 777.21	\$ -	81.30%
01-40-440-500145	Workers' Compensation	\$ 33,774.00	\$ 1,153.92	\$ 10,946.00	\$ 22,828.00	\$ -	67.59%
01-40-440-500155	Retirement/CalPERS	\$ 184,185.00	\$ 12,025.51	\$ 113,485.39	\$ 70,699.61	\$ -	38.39%
01-40-440-500165	Uniforms & Employee Benefits	\$ 7,000.00	\$ 200.00	\$ 4,761.16	\$ 2,238.84	\$ -	31.98%
01-40-440-500175	Training/Education/Mtgs/Travel	\$ 3,090.00	\$ -	\$ 278.92	\$ 2,811.08	\$ -	90.97%
01-40-440-500177	General Safety Supplies	\$ 6,300.00	\$ 95.89	\$ 1,385.01	\$ 4,914.99	\$ -	78.02%
01-40-440-500180	Accrued Sick Leave Expense	\$ 45,345.00	\$ 3,896.33	\$ 17,086.93	\$ 28,258.07	\$ -	62.32%
01-40-440-500185	Accrued Vacation Leave Expense	\$ 53,352.00	\$ 265.30	\$ 26,871.91	\$ 26,480.09	\$ -	49.63%
01-40-440-500187	Accrual Leave Payments	\$ 20,399.00	\$ 1,225.92	\$ 2,546.20	\$ 17,852.80	\$ -	87.52%
01-40-440-500195	CIP Related Labor	\$ (110,920.00)	\$ -	\$ (608.02)	\$ (110,311.98)	\$ -	99.45%
<b>450</b>	<b>Inspections Personnel</b>						
01-40-450-500105	Labor	\$ 73,976.00	\$ 827.73	\$ 38,656.35	\$ 35,319.65	\$ -	47.74%
01-40-450-500110	Overtime	\$ 28,480.00	\$ -	\$ 12,619.20	\$ 15,860.80	\$ -	55.69%
01-40-450-500111	Double Time	\$ 223.00	\$ -	\$ -	\$ 223.00	\$ -	100.00%
01-40-450-500115	Social Security	\$ 6,384.00	\$ 51.55	\$ 3,189.75	\$ 3,194.25	\$ -	50.04%
01-40-450-500120	Medicare	\$ 1,512.00	\$ 12.06	\$ 746.01	\$ 765.99	\$ -	50.66%
01-40-450-500125	Health Insurance	\$ 27,004.00	\$ 304.73	\$ 13,392.52	\$ 13,611.48	\$ -	50.41%
01-40-450-500140	Life Insurance	\$ 482.00	\$ 1.64	\$ 55.80	\$ 426.20	\$ -	88.42%
01-40-450-500143	EAP Program	\$ 36.00	\$ 0.25	\$ 12.10	\$ 23.90	\$ -	66.39%
01-40-450-500145	Workers' Compensation	\$ 3,187.00	\$ 14.72	\$ 1,221.38	\$ 1,965.62	\$ -	61.68%
01-40-450-500155	Retirement/CalPERS	\$ 15,391.00	\$ 455.06	\$ 8,588.50	\$ 6,802.50	\$ -	44.20%
<b>460</b>	<b>Customer Svc &amp; Meter Reading Personnel</b>						
01-40-460-500105	Labor	\$ 156,027.00	\$ 11,862.33	\$ 125,733.78	\$ 30,293.22	\$ -	19.42%
01-40-460-500110	Overtime	\$ 11,724.00	\$ 22.36	\$ 5,698.39	\$ 6,025.61	\$ -	51.40%
01-40-460-500111	Double Time	\$ 3,933.00	\$ -	\$ 1,724.45	\$ 2,208.55	\$ -	56.15%
01-40-460-500113	Standby/On-Call	\$ 3,250.00	\$ -	\$ -	\$ 3,250.00	\$ -	100.00%
01-40-460-500115	Social Security	\$ 12,721.00	\$ 806.35	\$ 9,676.76	\$ 3,044.24	\$ -	23.93%
01-40-460-500120	Medicare	\$ 2,975.00	\$ 188.60	\$ 2,263.14	\$ 711.86	\$ -	23.93%
01-40-460-500125	Health Insurance	\$ 76,096.00	\$ 5,619.86	\$ 53,928.77	\$ 22,167.23	\$ -	29.13%
01-40-460-500140	Life Insurance	\$ 1,088.00	\$ 23.64	\$ 198.19	\$ 889.81	\$ -	81.78%
01-40-460-500143	EAP Program	\$ 216.00	\$ 4.71	\$ 46.04	\$ 169.96	\$ -	78.69%
01-40-460-500145	Workers' Compensation	\$ 7,987.00	\$ 347.95	\$ 4,116.08	\$ 3,870.92	\$ -	48.47%
01-40-460-500155	Retirement/CalPERS	\$ 46,290.00	\$ 3,724.04	\$ 38,020.90	\$ 8,269.10	\$ -	17.86%
01-40-460-500165	Uniforms & Employee Benefits	\$ 2,100.00	\$ -	\$ 505.95	\$ 1,594.05	\$ -	75.91%
01-40-460-500175	Training/Education/Mtgs/Travel	\$ 412.00	\$ -	\$ 220.00	\$ 192.00	\$ -	46.60%
01-40-460-500180	Accrued Sick Leave Expense	\$ 8,040.00	\$ 550.14	\$ 10,201.57	\$ (2,161.57)	\$ -	-26.89%
01-40-460-500185	Accrued Vacation Leave Expense	\$ 14,918.00	\$ 563.40	\$ 12,537.37	\$ 2,380.63	\$ -	15.96%
01-40-460-500187	Accrual Leave Payments	\$ 13,584.00	\$ -	\$ -	\$ 13,584.00	\$ -	100.00%
01-40-460-500195	CIP Related Labor	\$ (30,839.00)	\$ (3,193.26)	\$ (15,994.40)	\$ (14,844.60)	\$ -	48.14%
<b>470</b>	<b>Maintenance &amp; General Plant Personnel</b>						
01-40-470-500105	Labor	\$ 63,243.00	\$ -	\$ 2,339.92	\$ 60,903.08	\$ -	96.30%
01-40-470-500110	Overtime	\$ 3,081.00	\$ -	\$ -	\$ 3,081.00	\$ -	100.00%
01-40-470-500111	Double Time	\$ 955.00	\$ -	\$ -	\$ 955.00	\$ -	100.00%
01-40-470-500115	Social Security	\$ 4,186.00	\$ -	\$ 145.08	\$ 4,040.92	\$ -	96.53%
01-40-470-500120	Medicare	\$ 982.00	\$ -	\$ 33.93	\$ 948.07	\$ -	96.54%
01-40-470-500125	Health Insurance	\$ 31,956.00	\$ -	\$ 1,591.32	\$ 30,364.68	\$ -	95.02%
01-40-470-500140	Life Insurance	\$ 432.00	\$ -	\$ 5.29	\$ 426.71	\$ -	98.78%
01-40-470-500143	EAP Program	\$ 85.00	\$ -	\$ 1.77	\$ 83.23	\$ -	97.92%
01-40-470-500145	Workers' Compensation	\$ 3,101.00	\$ -	\$ 60.50	\$ 3,040.50	\$ -	98.05%
01-40-470-500155	Retirement/CalPERS	\$ 11,576.00	\$ 89.30	\$ 1,902.93	\$ 9,673.07	\$ -	83.56%
	<b>Operations Personnel</b>	<b>\$ 3,147,348.00</b>	<b>\$ 153,175.94</b>	<b>\$ 1,627,032.74</b>	<b>\$ 1,520,315.26</b>	<b>\$ -</b>	<b>48.30%</b>

Account Number	Description	Budget	Period Amt	End Bal	Variance	Encumbered	% Avail/ Uncollect
<b>410</b>	<b>Source of Supply Materials &amp; Supplies</b>						
01-40-410-501101	Electricity - Wells	\$ 2,327,800.00	\$ 53,086.03	\$ 1,858,335.16	\$ 469,464.84	\$ -	20.17%
01-40-410-501201	Gas - Wells	\$ 225.00	\$ 14.79	\$ 149.40	\$ 75.60	\$ -	33.60%
01-40-410-510011	Treatment & Chemicals	\$ 162,000.00	\$ 15,521.50	\$ 155,578.19	\$ 6,421.81	\$ -	3.96%
01-40-410-510021	Lab Testing	\$ 75,000.00	\$ 3,965.85	\$ 45,422.02	\$ 29,577.98	\$ -	39.44%
01-40-410-510031	Small Tools, Parts & Maint	\$ 8,000.00	\$ 197.73	\$ 6,153.94	\$ 1,846.06	\$ -	23.08%
01-40-410-520021	Maint & Rpr-Telemetry Equip	\$ 4,280.00	\$ -	\$ -	\$ 4,280.00	\$ -	100.00%
01-40-410-520061	Maint & Rpr-Pumping Equipment	\$ 100,713.00	\$ 8,752.53	\$ 42,777.66	\$ 57,935.34	\$ 50,260.04	7.62%
01-40-410-550066	Subscriptions	\$ 3,000.00	\$ -	\$ -	\$ 3,000.00	\$ -	100.00%
<b>440</b>	<b>Transmission &amp; Distribution Materials &amp; Supplies</b>						
01-40-440-510031	Small Tools, Parts & Maint	\$ 13,250.00	\$ 1,663.72	\$ 8,467.26	\$ 4,782.74	\$ -	36.10%
01-40-440-520031	Maint & Rpr-Pipelines&Hydrants	\$ 35,000.00	\$ 10,924.98	\$ 39,721.90	\$ (4,721.90)	\$ -	-13.49%
01-40-440-520081	Maint & Rpr-Pressure Regulatrs	\$ 14,750.00	\$ 9.68	\$ 5,587.17	\$ 9,162.83	\$ -	62.12%
01-40-440-540001	Backflow Program	\$ 4,200.00	\$ -	\$ 3,100.17	\$ 1,099.83	\$ -	26.19%
01-40-440-540024	Inventory Adjustments	\$ 7,452.00	\$ -	\$ 14,741.16	\$ (7,289.16)	\$ -	-97.81%
01-40-440-540036	Line Locates	\$ 3,605.00	\$ 179.95	\$ 2,149.02	\$ 1,455.98	\$ -	40.39%
01-40-440-540042	Meters Maintenance & Services	\$ 88,900.00	\$ 15,631.03	\$ 82,946.80	\$ 5,953.20	\$ 380.25	6.27%
01-40-440-540078	Reservoirs Maintenance	\$ 54,500.00	\$ -	\$ -	\$ 54,500.00	\$ -	100.00%
<b>470</b>	<b>Maintenance &amp; General Plant Materials &amp; Supplies</b>						
01-40-470-501111	Electricity - 560 Magnolia	\$ 35,000.00	\$ -	\$ 19,271.63	\$ 15,728.37	\$ -	44.94%
01-40-470-501121	Electricity - 12303 Oak Glen	\$ 4,000.00	\$ 284.32	\$ 3,560.78	\$ 439.22	\$ -	10.98%
01-40-470-501131	Electricity - 13695 Oak Glen	\$ 2,000.00	\$ 113.09	\$ 1,884.98	\$ 115.02	\$ -	5.75%
01-40-470-501141	Electricity - 13697 Oak Glen	\$ 3,000.00	\$ 171.13	\$ 2,323.31	\$ 676.69	\$ -	22.56%
01-40-470-501151	Elec - 9781 Avenida Miravilla	\$ 2,000.00	\$ -	\$ 1,495.27	\$ 504.73	\$ -	25.24%
01-40-470-501161	Electricity - 815 E. 12th	\$ 6,000.00	\$ -	\$ 5,546.07	\$ 453.93	\$ -	7.57%
01-40-470-501171	Electricity - 851 E. 6th	\$ 4,200.00	\$ 77.69	\$ 2,536.19	\$ 1,663.81	\$ -	39.61%
01-40-470-501321	Propane - 12303 Oak Glen	\$ 118.00	\$ -	\$ -	\$ 118.00	\$ -	100.00%
01-40-470-501331	Propane - 13695 Oak Glen	\$ 2,000.00	\$ -	\$ 946.85	\$ 1,053.15	\$ -	52.66%
01-40-470-501341	Propane - 13697 Oak Glen	\$ 2,000.00	\$ -	\$ 1,611.36	\$ 388.64	\$ -	19.43%
01-40-470-501351	Propane-9781 Avenida Miravilla	\$ 1,600.00	\$ -	\$ 1,155.78	\$ 444.22	\$ -	27.76%
01-40-470-501411	Sanitation - 560 Magnolia	\$ 3,287.00	\$ 286.09	\$ 3,146.80	\$ 140.20	\$ -	4.27%
01-40-470-501461	Sanitation - 815 E. 12th	\$ 5,650.00	\$ 419.79	\$ 4,481.00	\$ 1,169.00	\$ -	20.69%
01-40-470-501471	Sanitation - 11083 Cherry Ave	\$ 3,446.00	\$ 285.83	\$ 2,821.22	\$ 624.78	\$ -	18.13%
01-40-470-501611	Maint & Repair- 560 Magnolia	\$ 26,856.00	\$ 1,297.77	\$ 18,634.49	\$ 8,221.51	\$ -	30.61%
01-40-470-501621	Maint & Repair- 12303 Oak Glen	\$ 4,600.00	\$ -	\$ 1,471.67	\$ 3,128.33	\$ -	68.01%
01-40-470-501631	Maint & Repair- 13695 Oak Glen	\$ 9,000.00	\$ -	\$ 156.34	\$ 8,843.66	\$ -	98.26%
01-40-470-501641	Maint & Repair- 13697 Oak Glen	\$ 4,000.00	\$ -	\$ 805.23	\$ 3,194.77	\$ -	79.87%
01-40-470-501651	Maint & Rpr-9781 Ave Miravilla	\$ 4,000.00	\$ -	\$ 52.80	\$ 3,947.20	\$ -	98.68%
01-40-470-501661	Maint & Repair- 815 E. 12th	\$ 7,115.00	\$ 344.25	\$ 4,893.63	\$ 2,221.37	\$ -	31.22%
01-40-470-501671	Maint & Repair- 851 E. 6th	\$ 3,000.00	\$ 258.38	\$ 2,231.43	\$ 768.57	\$ -	25.62%
01-40-470-501691	Maint & Rpr- Buidlgs (General)	\$ 58,072.00	\$ 108.46	\$ 12,659.02	\$ 45,412.98	\$ -	78.20%
01-40-470-510001	Auto/Fuel	\$ 84,000.00	\$ 14,884.22	\$ 71,873.50	\$ 12,126.50	\$ -	14.44%
01-40-470-520011	Maint & Rpr-Safety Equipment	\$ 17,510.00	\$ 65.14	\$ 3,975.03	\$ 13,534.97	\$ -	77.30%
01-40-470-520031	Maint & Rpr-General Equipment	\$ 47,380.00	\$ 1,210.32	\$ 36,585.69	\$ 10,794.31	\$ -	22.78%
01-40-470-520041	Maint & Rpr-Fleet	\$ 125,500.00	\$ 4,594.62	\$ 60,532.12	\$ 64,967.88	\$ -	51.77%
01-40-470-520051	Maint & Rpr-Paving	\$ 140,000.00	\$ -	\$ 151,515.50	\$ (11,515.50)	\$ -	-8.23%
01-40-470-520091	Maint & Rpr-Communicatn Equip	\$ 6,500.00	\$ -	\$ -	\$ 6,500.00	\$ -	100.00%
	<b>Operations Materials &amp; Supplies</b>	<b>\$ 3,514,509.00</b>	<b>\$ 134,348.89</b>	<b>\$ 2,681,297.54</b>	<b>\$ 833,211.46</b>	<b>\$ 50,640.29</b>	<b>22.27%</b>
<b>410</b>	<b>Source of Supply Services</b>						
01-40-410-500501	State Project Water Purchases	\$ 3,870,300.00	\$ 250,572.00	\$ 917,301.00	\$ 2,952,999.00	\$ -	76.30%
01-40-410-540084	State Mandates & Tariffs	\$ 100,000.00	\$ 5,082.93	\$ 94,425.13	\$ 5,574.87	\$ -	5.57%
<b>440</b>	<b>Transmission &amp; Distribution Services</b>						
01-40-440-550051	Advertising/Legal Notices	\$ 4,000.00	\$ 448.00	\$ 1,716.00	\$ 2,284.00	\$ -	57.10%
<b>470</b>	<b>Maintenance &amp; General Plant Services</b>						
01-40-470-540030	Landscape Maintenance	\$ 82,000.00	\$ 5,140.50	\$ 51,902.46	\$ 30,097.54	\$ -	36.70%
01-40-470-540072	Rechrg Facs, Cnyns&Ponds Maint	\$ 160,000.00	\$ 1,332.48	\$ 33,725.14	\$ 126,274.86	\$ -	78.92%
	<b>Operations Services</b>	<b>\$ 4,216,300.00</b>	<b>\$ 262,575.91</b>	<b>\$ 1,099,069.73</b>	<b>\$ 3,117,230.27</b>	<b>\$ -</b>	<b>73.93%</b>
<b>Expense Total</b>	<b>OPERATIONS</b>	<b>\$ 10,878,157.00</b>	<b>\$ 550,100.74</b>	<b>\$ 5,407,400.01</b>	<b>\$ 5,470,756.99</b>	<b>\$ 50,640.29</b>	<b>49.83%</b>
<b>50</b>	<b>GENERAL</b>						
01-50-510-502001	Rents/Leases	\$ 25,360.00	\$ 2,131.64	\$ 21,086.95	\$ 4,273.05	\$ -	16.85%
01-50-510-510031	Small Tools, Parts & Maint	\$ 515.00	\$ -	\$ 386.13	\$ 128.87	\$ -	25.02%
01-50-510-540066	Property Damages & Theft	\$ 26,827.00	\$ 308.84	\$ 9,290.22	\$ 17,536.78	\$ -	65.37%
01-50-510-550040	General Supplies	\$ 15,279.00	\$ 2,268.86	\$ 7,655.95	\$ 7,623.05	\$ 1,834.28	37.89%
01-50-510-550060	Public Ed./Community Outreach	\$ 98,870.00	\$ 6,313.75	\$ 80,606.40	\$ 18,263.60	\$ -	18.47%
01-50-510-550072	Misc Operating Expenses	\$ 1,030.00	\$ -	\$ -	\$ 1,030.00	\$ -	100.00%
01-50-510-550074	Disaster Preparedness Ongoing Expenses	\$ 15,000.00	\$ -	\$ 3,879.74	\$ 11,120.26	\$ -	74.14%
	<b>General Materials &amp; Supplies</b>	<b>\$ 182,881.00</b>	<b>\$ 11,023.09</b>	<b>\$ 122,905.39</b>	<b>\$ 59,975.61</b>	<b>\$ 1,834.28</b>	<b>31.79%</b>
01-50-510-550096	Beaumont Basin Watermaster	\$ 50,000.00	\$ 2,820.80	\$ 46,005.10	\$ 3,994.90	\$ -	7.99%
01-50-510-550097	SAWPA Basin Monitoring Program	\$ 19,000.00	\$ 1,940.25	\$ 15,414.96	\$ 3,585.04	\$ -	18.87%
	<b>General Services</b>	<b>\$ 69,000.00</b>	<b>\$ 4,761.05</b>	<b>\$ 61,420.06</b>	<b>\$ 7,579.94</b>	<b>\$ -</b>	<b>10.99%</b>
<b>Expense Total</b>	<b>GENERAL</b>	<b>\$ 251,881.00</b>	<b>\$ 15,784.14</b>	<b>\$ 184,325.45</b>	<b>\$ 67,555.55</b>	<b>\$ 1,834.28</b>	<b>26.09%</b>



Beaumont-Cherry Valley Water District  
Cash Balance & Investment Report  
As of October 31, 2021

Account Name	Account Ending #	Cash Balance Per Account	
		Balance	Prior Month Balance
Wells Fargo			
General	4152	\$5,002,006.08	\$5,362,532.29
Total Cash		\$ 5,002,006.08	\$ 5,362,532.29

Investment Summary

Account Name	Market Value	Prior Month Balance	Actual % of		Policy % Limit	Maturity	Par Amount	Rate	2021 Interest to Date
			Total						
Ca. State Treasurer's Office: Local Agency Investment Fund	\$31,810,460.07	\$31,791,101.63	46%		No Limit	Liquid	N/A	0.20%	\$119,934.79 <sup>(1)</sup>
CalTRUST Short Term Fund	\$36,870,593.04	\$36,903,244.12	54%		No Limit	Liquid	N/A	0.16%	\$72,330.64
Total Investments	\$68,681,053.11	\$68,694,345.75							\$192,265.43

Total Cash & Investments \$ 74,683,059.19 \$ 74,056,878.04

The investments above are in accordance with the District's investment policy.

*[Signature]* 11/22/2021

BCVWD will be able to meet its cash flow obligations for the next 6 months.

*[Signature]* 11/22/2021

<sup>(1)</sup> 4th Quarter 2020 Interest received in 2021

*[Handwritten mark]*

# Accounts Payable

## Checks by Date - Detail by Check Date

User: wclayton  
Printed: 11/24/2021 9:44 AM

### Beaumont-Cherry Valley Water District

560 Magnolia Avenue  
Beaumont CA 92223  
(951) 845-9581  
www.bcvwd.org



Check No	Vendor No Invoice No	Vendor Name Description	Check Date Reference	Void Checks	Check Amount
ACH	10087 0-312-444-832	EDD 3rd Qtr SDI Adjustment	10/27/2021		0.03
Total for this ACH Check for Vendor 10087:				0.00	0.03
Total for 10/27/2021:				0.00	0.03
ACH	10085	CalPERS Retirement System	10/28/2021		
	1001971041	PR Batch 00004.10.2021 CalPERS 8% EE Paid			1,841.74
	1001971041	PR Batch 00004.10.2021 CalPERS 7.5% EE PEPRA			3,748.60
	1001971041	PR Batch 00003.10.2021 CalPERS ER PEPRA			23.09
	1001971041	PR Batch 00004.10.2021 CalPERS ER Paid Classic			8,184.62
	1001971041	PR Batch 00004.10.2021 CalPERS ER PEPRA			4,043.47
	1001971041	PR Batch 00002.10.2021 CalPERS ER PEPRA			63.07
	1001971041	PR Batch 00003.10.2021 CalPERS 7.5% EE PEPRA			21.18
	1001971041	PR Batch 00004.10.2021 CalPERS ER PEPRA			21.45
	1001971041	PR Batch 00005.09.2021 CalPERS Payment Adj New EE			60.06
	1001971041	PR Batch 00004.10.2021 CalPERS 7.5% EE PEPRA			23.14
	1001971041	PR Batch 00004.10.2021 CalPERS 1% ER Paid			179.25
	1001971041	PR Batch 00004.10.2021 CalPERS 7% EE Deduction			1,254.86
	1001971041	PR Batch 00003.10.2021 CalPERS ER PEPRA			21.40
	1001971041	PR Batch 00002.10.2021 CalPERS 7.5% EE PEPRA			58.47
	1001971041	PR Batch 00005.09.2021 CalPERS Payment Adj New EE			-60.06
	1001971041	PR Batch 00004.10.2021 CalPERS 8% ER Paid			849.98
	1001971041	PR Batch 00003.10.2021 CalPERS ER PEPRA			22.85
Total for this ACH Check for Vendor 10085:				0.00	20,357.17
ACH	10087	EDD	10/28/2021		
	1-695-305-632	PR Batch 00004.10.2021 CA SDI			3.48
	1-695-305-632	PR Batch 00004.10.2021 CA SDI			1,146.10
	1-695-305-632	PR Batch 00003.10.2021 CA SDI			3.42
	1-695-305-632	PR Batch 00004.10.2021 State Income Tax			4,009.43
Total for this ACH Check for Vendor 10087:				0.00	5,162.43
ACH	10094	U.S. Treasury	10/28/2021		
	270170174798682	PR Batch 00004.10.2021 FICA Employer Portion			6,257.84
	270170174798682	PR Batch 00004.10.2021 FICA Employee Portion			6,257.84
	270170174798682	PR Batch 00004.10.2021 Medicare Employer Portion			1,660.23
	270170174798682	PR Batch 00004.10.2021 FICA Employee Portion			17.98
	270170174798682	PR Batch 00004.10.2021 Medicare Employee Portion			4.21
	270170174798682	PR Batch 00004.10.2021 FICA Employer Portion			17.98
	270170174798682	PR Batch 00004.10.2021 Federal Income Tax			10,729.89
	270170174798682	PR Batch 00003.10.2021 FICA Employer Portion			17.69
	270170174798682	PR Batch 00004.10.2021 PP22 Overpayment			39.04
	270170174798682	PR Batch 00004.10.2021 Medicare Employer Portion			4.21
	270170174798682	PR Batch 00003.10.2021 FICA Employee Portion			17.69
	270170174798682	PR Batch 00004.10.2021 Medicare Employee Portion			4.14
	270170174798682	PR Batch 00004.10.2021 Medicare Employer Portion			4.14
	270170174798682	PR Batch 00004.10.2021 Medicare Employee Portion			1,782.33
Total for this ACH Check for Vendor 10094:				0.00	26,815.21

Check No	Vendor No Invoice No	Vendor Name Description	Check Date Reference	Void Checks	Check Amount
ACH	10141 37549251 37549251	Ca State Disbursement Unit PR Batch 00004.10.2021 Garnishment PR Batch 00004.10.2021 Garnishment	10/28/2021		200.30 288.46
Total for this ACH Check for Vendor 10141:				0.00	488.76
ACH	10203 VB1450PP22 2021	Voya Financial PR Batch 00004.10.2021 Deferred Comp	10/28/2021		350.00
Total for this ACH Check for Vendor 10203:				0.00	350.00
ACH	10264 1001971039 1001971039 1001971039 1001971039 1001971039 1001971039 1001971039 1001971039	CalPERs Supplemental Income Plans PR Batch 00004.10.2021 ROTH % Deduction PR Batch 00004.10.2021 CalPERS 457 PR Batch 00004.10.2021 CalPERS 457 % PR Batch 00004.10.2021 457 Adjustment PR Batch 00004.10.2021 CalPERS 457 % PR Batch 00004.10.2021 457 Loan Repayment PR Batch 00004.10.2021 100% Contribution PR Batch 00004.10.2021 ROTH-Post-Tax	10/28/2021		57.93 1,086.00 72.67 4,486.02 2.90 357.79 240.11 25.00
Total for this ACH Check for Vendor 10264:				0.00	6,328.42
ACH	10895 26693623	Basic Pacific PR Batch 00004.10.2021 Flexible Spending Account (PT)	10/28/2021		197.91
Total for this ACH Check for Vendor 10895:				0.00	197.91
ACH	10984 1635279121762	MidAmerica Administrative & Retirement Solutions PR Batch 00004.10.2021 401(a) Deferred Comp	10/28/2021		2,348.58
Total for this ACH Check for Vendor 10984:				0.00	2,348.58
11990	UB*04451	Barnard Construction Refund Check [REDACTED] Refund Check [REDACTED] Refund Check [REDACTED] Refund Check [REDACTED]	10/28/2021		505.16 288.66 128.29 101.15
Total for Check Number 11990:				0.00	1,023.26
11991	UB*04454	Barnard Construction Company Inc Refund Check [REDACTED]	10/28/2021		1,941.67
Total for Check Number 11991:				0.00	1,941.67
11992	UB*04372 10272021	Donna Bentley Reissue Refund Check [REDACTED]	10/28/2021		36.18
Total for Check Number 11992:				0.00	36.18
11993	UB*04390 10272021	Jamie Brower Reissue Refund Check [REDACTED]	10/28/2021		97.74
Total for Check Number 11993:				0.00	97.74
11994	UB*04453	Yolanda Canedo Refund Check [REDACTED] Refund Check [REDACTED] Refund Check [REDACTED] Refund Check [REDACTED]	10/28/2021		9.37 24.58 4.49 9.50
Total for Check Number 11994:				0.00	47.94

Check No	Vendor No Invoice No	Vendor Name Description	Check Date Reference	Void Checks	Check Amount
11995	UB*04456	Hpd Noble Creek Lp	10/28/2021		
		Refund Check [REDACTED]			270.54
		Refund Check [REDACTED]			10.90
		Refund Check [REDACTED]			3.20
		Refund Check [REDACTED]			7.20
Total for Check Number 11995:				0.00	291.84
11996	UB*04457	Hpd Noble Creek Lp	10/28/2021		
		Refund Check [REDACTED]			1,251.90
		Refund Check [REDACTED]			0.64
		Refund Check [REDACTED]			2.18
		Refund Check [REDACTED]			1.44
Total for Check Number 11996:				0.00	1,256.16
11997	UB*04458	Hpd Noble Creek Lp	10/28/2021		
		Refund Check [REDACTED]			4.54
		Refund Check [REDACTED]			3.81
		Refund Check [REDACTED]			12.99
Total for Check Number 11997:				0.00	21.34
11998	UB*04459	Hpd Noble Creek Lp	10/28/2021		
		Refund Check [REDACTED]			4.30
Total for Check Number 11998:				0.00	4.30
11999	UB*04460	Hpd Noble Creek Lp	10/28/2021		
		Refund Check [REDACTED]			0.04
Total for Check Number 11999:				0.00	0.04
12000	UB*04461	Hpd Noble Creek Lp	10/28/2021		
		Refund Check [REDACTED]			877.02
Total for Check Number 12000:				0.00	877.02
12001	UB*04462	Hpd Noble Creek Lp	10/28/2021		
		Refund Check [REDACTED]			412.82
Total for Check Number 12001:				0.00	412.82
12002	UB*04450	Otman Mouden	10/28/2021		
		Refund Check [REDACTED]			71.12
Total for Check Number 12002:				0.00	71.12
12003	UB*04358 10272021	Michelle Restle	10/28/2021		
		Reissue Refund Check [REDACTED]			119.69
Total for Check Number 12003:				0.00	119.69
12004	UB*04455	Pete Sciarra	10/28/2021		
		Refund Check [REDACTED]			7.77
		Refund Check [REDACTED]			5.90
		Refund Check [REDACTED]			6.53
		Refund Check [REDACTED]			13.29
		Refund Check [REDACTED]			276.53
Total for Check Number 12004:				0.00	310.02

Check No	Vendor No Invoice No	Vendor Name Description	Check Date Reference	Void Checks	Check Amount
12005	UB*04452	Kristen Tucker Refund Check [REDACTED] Refund Check [REDACTED] Refund Check [REDACTED] Refund Check [REDACTED]	10/28/2021		15.48 113.73 33.13 33.59
Total for Check Number 12005:				0.00	195.93
12006	10792 11012021	A-1 Financial Services November 2021 Rent - 851 E. 6th St Eng Office	10/28/2021		2,131.64
Total for Check Number 12006:				0.00	2,131.64
12007	10718 8719 8719	Airwave Communication ENT Digital Radio Repeater - ACWA Risk Management Grant Digital Radio Repeater	10/28/2021		10,000.00 2,406.75
Total for Check Number 12007:				0.00	12,406.75
12008	10893 81219	Anthem Blue Cross EAP EAP November 2021	10/28/2021		68.20
Total for Check Number 12008:				0.00	68.20
12009	10855 1457369	Badger Meter, Inc M170 2" Fire Meter w/Test - AMR	10/28/2021		2,155.59
Total for Check Number 12009:				0.00	2,155.59
12010	10305 B-234 B-234	Beaumont Basin Watermaster Legal Expenses Task Order No 26 - Storage Account Issues	10/28/2021		1,480.80 1,340.00
Total for Check Number 12010:				0.00	2,820.80
12011	10557 12387	Beaumont Copy & Graphics Business Cards - K Manini	10/28/2021		37.06
Total for Check Number 12011:				0.00	37.06
12012	10179 1015-254	Brian's Live Bee Removal Removal of Bee Hive from Valve Box	10/28/2021		150.00
Total for Check Number 12012:				0.00	150.00
12013	10774 888308 888310	Jesus Camacho (20) Truck Washes Sept 2021 (19) Truck Washes Sept 2021	10/28/2021		215.00 200.00
Total for Check Number 12013:				0.00	415.00
12014	10822 27516683 27516683 27516683 27516683 27516684 27516684	Canon Financial Services, Inc Meter Usage - 09/01-09/30/2021 Contract Charge - 10/01-10/31/2021 - 851 E 6th St Contract Charge - 10/01-10/31/2021 - 560 Magnolia Meter Usage - 09/01-09/30/2021 Contract Charge - 10/01-10/31/2021 - 12th/Palm Meter Usage - 09/01-09/30/2021	10/28/2021		642.87 238.56 329.33 92.06 235.78 71.90
Total for Check Number 12014:				0.00	1,610.50

Check No	Vendor No Invoice No	Vendor Name Description	Check Date Reference	Void Checks	Check Amount
12015	10614	Cherry Valley Automotive	10/28/2021		
	35522	Oil/Oil Filter - Unit 1/OD 61,537			19.98
	35522	Labor - Oil/Oil Filter - Unit 1/OD 61,537			20.00
	35534	(4) Tires/Valve Stems - Unit 1/OD 61,538			436.47
	35534	Labor - (4) Tires/Valve Stems - Unit 1/OD 61,538			160.00
Total for Check Number 12015:				0.00	636.45
12016	10016	City of Beaumont	10/28/2021		
	EP2021-0927	EP0927 - 11th St and Edgar Ave			800.50
	EP2021-1014	EP1014 - 214 E 11th St			800.50
	EP2021-1015	EP1015 - 11th St and Euclid Ave			1,110.37
	EP2021-1024	EP1024 - 736 American Ave			645.56
Total for Check Number 12016:				0.00	3,356.93
12017	10942	Diamond Environmental Services LP	10/28/2021		
	0003536132	(1) Rental and Service Portable Restroom - 10/25-11/21/2021			93.76
	0003536133	(2) Rental and Service Handicap Restroom - 10/25-11/21/2021			238.55
Total for Check Number 12017:				0.00	332.31
12018	10929	IC Systems	10/28/2021		
	1055	(96) 60lb Buckets of Accu-Tab Chlorine Tablets			14,524.00
Total for Check Number 12018:				0.00	14,524.00
12019	10995	Infinity Recycling & Materials Inc	10/28/2021		
	18818	Class II Base - Districtwide Repairs			491.12
	18818	Class II Base - Districtwide Repairs			491.11
Total for Check Number 12019:				0.00	982.23
12020	10809	Inner-City Auto Repair & Tires	10/28/2021		
	2288	Labor - Battery/Idle Air Control Motor - Unit 13/OD 167,019			112.50
	2288	Battery/Idle Air Control Motor - Unit 13/OD 167,019			417.38
Total for Check Number 12020:				0.00	529.88
12021	10026	McCrometer Inc	10/28/2021		
	555776 RI	New Propeller for Well 24 Flow Meter			295.80
Total for Check Number 12021:				0.00	295.80
12022	10103	Merlin Johnson Construction Inc	10/28/2021		
	061644	Antonell Pipeline Replacement Contract			105,065.25
	061644	Antonell Pipeline Replacement Contract - Change Order 1			41,783.85
Total for Check Number 12022:				0.00	146,849.10
12023	10223	Richards, Watson & Gershon	10/28/2021		
	233476	Legal Services August Board Approval 10/13/2021			5,943.18
	233477	Legal Services August Board Approval 10/13/2021			4,856.00
Total for Check Number 12023:				0.00	10,799.18
12024	10527	Robert Half Talent Solutions	10/28/2021		
	58681073	Customer Service Temp - 10/18-10/21/2021			1,317.81
Total for Check Number 12024:				0.00	1,317.81
12025	10602	Dustin Smith	10/28/2021		
	OP#45987	Reimbursement for D4 Test and Certification - OP # 45987			235.00
Total for Check Number 12025:				0.00	235.00

Check No	Vendor No Invoice No	Vendor Name Description	Check Date Reference	Void Checks	Check Amount
12026	10431 34681	Southern California West Coast Electric Shorted Motor Winding Repair - Well 10	10/28/2021		220.00
Total for Check Number 12026:				0.00	220.00
12027	10778 6785	Urban Habitat Landscape Contract Service - October 2021	10/28/2021		5,140.50
Total for Check Number 12027:				0.00	5,140.50
12028	10421 73098311 73098311	Vulcan Materials Company Temp Asphalt Meters Maint & Services Temp Asphalt Maint Pipelines & Hydrants	10/28/2021		932.45 932.47
Total for Check Number 12028:				0.00	1,864.92
12029	10385 5556609 5556924 5556925	Waterline Technologies, Inc. - PSOC New LMI Chemical Feed Pump for District Wells Chlorine - Well 29 Chlorine - Well 25	10/28/2021		1,444.29 997.50 1,130.50
Total for Check Number 12029:				0.00	3,572.29
Total for 10/28/2021:				0.00	281,207.49
ACH	10030 700359906319Oct 700359906319Oct 700359906319Oct	Southern California Edison Electricity 09/22-10/21/2021 - 12303 Oak Glen Rd Electricity 09/22-10/21/2021 - 13697 Oak Glen Rd Electricity 09/22-10/21/2021 - 13695 Oak Glen Rd	11/01/2021		284.32 171.13 113.09
Total for this ACH Check for Vendor 10030:				0.00	568.54
ACH	10138 HW201 Oct 2021	ARCO Business Solutions ARCO Fuel Charges 10/19-10/25/2021	11/01/2021	VOID 1,507.11	
Total for this ACH Check for Vendor 10138:				1,507.11	0.00
Total for 11/1/2021:				1,507.11	568.54
ACH	10138 HW201 Oct 2021	ARCO Business Solutions ARCO Fuel Charges 10/26-11/01/2021	11/08/2021		3,876.27
Total for this ACH Check for Vendor 10138:				0.00	3,876.27
Total for 11/8/2021:				0.00	3,876.27
ACH	10085 100000016579296 100000016579296 100000016579296 100000016579296 100000016579296 100000016579296 100000016579296	CalPERS Retirement System PR Batch 00001.11.2021 CalPERS 8% EE Paid PR Batch 00001.11.2021 CalPERS ER Paid Classic PR Batch 00001.11.2021 CalPERS ER PEPRA PR Batch 00001.11.2021 CalPERS 8% ER Paid PR Batch 00001.11.2021 CalPERS 7% EE Deduction PR Batch 00001.11.2021 CalPERS 7.5% EE PEPRA PR Batch 00001.11.2021 CalPERS 1% ER Paid	11/10/2021		1,828.06 8,136.19 3,818.66 849.98 1,245.47 3,540.17 177.91
Total for this ACH Check for Vendor 10085:				0.00	19,596.44

Check No	Vendor No Invoice No	Vendor Name Description	Check Date Reference	Void Checks	Check Amount
ACH	10087	EDD	11/10/2021		
	0-451-207-072	PR Batch 00001.11.2021 SDI correction			0.11
	0-451-207-072	PR Batch 00001.11.2021 CA SDI			1,081.38
	0-451-207-072	PR Batch 00001.11.2021 State Income Tax			4,140.58
	1-717-755-808	3rd Qtr Unemployment Benefits			450.00
Total for this ACH Check for Vendor 10087:				0.00	5,672.07
ACH	10094	U.S. Treasury	11/10/2021		
	270171405711093	PR Batch 00001.11.2021 FICA Employer Portion			6,197.71
	270171405711093	PR Batch 00001.11.2021 Federal Income Tax			10,998.75
	270171405711093	PR Batch 00001.11.2021 Medicare Employer Portion			1,580.75
	270171405711093	PR Batch 00001.11.2021 Medicare Employee Portion			1,662.26
	270171405711093	PR Batch 00001.11.2021 PP22 Correction			-39.04
	270171405711093	PR Batch 00001.11.2021 FICA Employee Portion			6,197.71
Total for this ACH Check for Vendor 10094:				0.00	26,598.14
ACH	10141	Ca State Disbursement Unit	11/10/2021		
	37698902	PR Batch 00001.11.2021 Garnishment			200.30
	37698902	PR Batch 00001.11.2021 Garnishment			288.46
Total for this ACH Check for Vendor 10141:				0.00	488.76
ACH	10203	Voya Financial	11/10/2021		
	1450-001PP23 21	PR Batch 00001.11.2021 Deferred Comp			350.00
Total for this ACH Check for Vendor 10203:				0.00	350.00
ACH	10264	CalPERS Supplemental Income Plans	11/10/2021		
	100000016606913	PR Batch 00001.11.2021 457 Catch-Up			417.49
	100000016606913	PR Batch 00001.11.2021 ROTH % Deduction			55.34
	100000016606913	PR Batch 00001.11.2021 457 Loan Repayment			357.79
	100000016606913	PR Batch 00001.11.2021 ROTH-Post-Tax			25.00
	100000016606913	PR Batch 00001.11.2021 CalPERS 457			375.00
	100000016606913	PR Batch 00001.11.2021 CalPERS 457 %			71.48
	100000016606913	PR Batch 00001.11.2021 100% Contribution			240.11
Total for this ACH Check for Vendor 10264:				0.00	1,542.21
ACH	10895	Basic Pacific	11/10/2021		
	26899400	PR Batch 00001.11.2021 Flexible Spending Account (PT)			281.25
Total for this ACH Check for Vendor 10895:				0.00	281.25
ACH	10984	MidAmerica Administrative & Retirement Solutions	11/10/2021		
	1636416814901	PR Batch 00001.11.2021 401(a) Deferred Comp			2,348.58
Total for this ACH Check for Vendor 10984:				0.00	2,348.58
ACH	10288	CalPERS Health Fiscal Services Division	11/10/2021		
	1001966439	Active Employees Health Ins Nov 2021			53,934.45
	1001966439	Admin Fee for Health Ins Nov 2021			134.84
	1001966439	Admin Fee for Retired Emp Health Ins Nov 2021			10.32
	1001966439	Retired Employees Health Ins Nov 2021			1,896.00
Total for this ACH Check for Vendor 10288:				0.00	55,975.61
ACH	10894	Liberty Dental Plan	11/10/2021	VOID	
	1511360	Liberty Dental - Nov 2021		318.44	
Total for this ACH Check for Vendor 10894:				318.44	0.00

Check No	Vendor No Invoice No	Vendor Name Description	Check Date Reference	Void Checks	Check Amount
ACH	10901	Ameritas Life Insurance Corp.	11/10/2021		
	10012021 Dental	Ameritas Dental October 2021			149.52
	10012021 Vision	Ameritas Vision October 2021			26.24
	11012021 Dental	Ameritas Dental November 2021			1,848.96
	11012021 Vision	Ameritas Vision November 2021			441.92
Total for this ACH Check for Vendor 10901:				0.00	2,466.64
ACH	10902	Colonial Life	11/10/2021		
	53743681013737	Col Life Premiums October 2021			3,479.94
Total for this ACH Check for Vendor 10902:				0.00	3,479.94
ACH	10903	The Lincoln National Life Insurance Company	11/10/2021		
	4316966778	Life & ADD Credit Due Term EE			17.27
	4316966778	Life & ADD EE/ER Insurance Nov 2021			395.75
Total for this ACH Check for Vendor 10903:				0.00	413.02
1956	10480	Yolanda or Ruben Rodriguez	11/10/2021		
	11082021	Lincoln Life Insurance Refund 2020			3.01
Total for Check Number 1956:				0.00	3.01
1957	10352	Aaron Couch	11/10/2021		
	11082021	Lincoln Life Insurance Refund 2020			1.44
Total for Check Number 1957:				0.00	1.44
1958	10756	Cole Nyberg	11/10/2021		
	11082021	Lincoln Life Insurance Refund 2020			0.96
Total for Check Number 1958:				0.00	0.96
1959	10765	Brian Ortega	11/10/2021		
	11082021	Jan-Mar 2021 Vision Insurance Refund			53.64
	11082021	Lincoln Life Insurance Refund 2020			6.39
Total for Check Number 1959:				0.00	60.03
12030	UB*04463	Allan Mcnew	11/10/2021		
		Refund Check			22.95
		Refund Check			338.07
		Refund Check			56.95
		Refund Check			150.25
		Refund Check			585.22
		Refund Check			31.65
Total for Check Number 12030:				0.00	1,185.09
12031	10001	Action True Value Hardware	11/10/2021		
	5203	Batteries - Edgar Canyon Cameras			6.24
	5203	Electric Tape - Repair Line Locator			5.47
	5203	All Purpose Cleaner - Fleet			4.84
	5203	Spray Paint - Hydrant Painting			29.57
	5203	Concrete Anchors/Paint Marker - Unit 17			14.80
	5203	Galvanized Nipples - AMR Project			33.38
Total for Check Number 12031:				0.00	94.30
12032	10003	All Purpose Rental	11/10/2021		
	46543	Blade - Cutoff Saw			14.98
Total for Check Number 12032:				0.00	14.98

Check No	Vendor No Invoice No	Vendor Name Description	Check Date Reference	Void Checks	Check Amount
12033	10144	Alsco Inc	11/10/2021		
	LYUM1578266	Cleaning 5 Mats & Shop Towels 12th/Palm Oct 2021			33.65
	LYUM1578267	Cleaning 4 Office Mats 560 Magnolia Oct 2021			45.32
	LYUM1581724	Cleaning 5 Mats & Shop Towels 12th/Palm Oct 2021			35.60
	LYUM1581725	Cleaning 4 Office Mats 560 Magnolia Oct 2021			45.32
Total for Check Number 12033:				0.00	159.89
12034	10420	Amazon Capital Services, Inc.	11/10/2021		
	1NGD-XJ4N-FHHD	iPad Chargers - Field Staff			80.13
Total for Check Number 12034:				0.00	80.13
12035	10695	B-81 Paving Inc	11/10/2021		
	21122	Paving Contractor - Antonell Ct Pipeline Replacement Project			16,020.00
	21125	Paving Contractor - Antonell Ct Pipeline Replacement Project			26,448.00
	21126	(2) Mainline Leak Repairs			14,749.50
Total for Check Number 12035:				0.00	57,217.50
12036	10272	Babcock Laboratories Inc	11/10/2021		
	10312021	Credit Memo for Sept Work Order C112476			-82.95
	10312021	(2) Uranium Samples			199.50
	10312021	(4) Radium Samples			936.60
	10312021	(62) Coliform Water Samples			2,734.20
	10312021	(4) Nitrate Samples			67.20
	10312021	(2) Gross Alpha Radioactivity Samples			111.30
Total for Check Number 12036:				0.00	3,965.85
12037	10855	Badger Meter, Inc	11/10/2021		
	1467296	MLP 5/8" Meter HRE 8 Encoder W/ITRON ILC - AMR			135,920.16
	1467757	1" Encoder W/ITRON ILC - AMR			51,289.00
Total for Check Number 12037:				0.00	187,209.16
12038	10271	Beaumont Ace Home Center	11/10/2021		
	10312021	Hose Mender - Unit 17			7.10
	10312021	Shop Towels - Unit 17			34.46
	10312021	Collar/Pillow Block/ Pulley - Well 21 Swamp Cooler			44.79
	10312021	Lumber - Air Vac Repair/Oak View Dr			4.41
	10312021	Hose Mender/Kneeling Mat - 12th/Palm			47.39
	10312021	Paint/Paint Brushes - Hydrant Painting			62.94
	10312021	Hammer/Pail - Unit 17			51.70
	10312021	Reflective Tape - 4th St Pressure Regulator			9.68
	10312021	Collar/Pillow Block/ Pulley - Well 21 Swamp Cooler - Return			-38.00
	10312021	Drain Pipe Kit/Pulley - Well 21			24.01
	10312021	Scraper - Unit 17			9.26
	10312021	Sprinkler - Well 26 Landscape			31.24
	10312021	PVC Union/Elbow/Nipple/Washers - Well 24 Eyewash Station			17.72
	10312021	Fire Extinguisher - Unit 5			95.89
	10312021	PVC Union/Adapter/Coupling/Washers/Nuts/Bolts - Well 25 Chlorina			20.69
	10312021	Safety Gloves/Face Shield - Field Staff			44.14
	10312021	Utility Pump - Unit 36			38.79
	10312021	Clamp - Well 25 Chlorinator			6.43
	10312021	Concrete Anchors - Air Vac Repair			5.13
	10312021	Tape - Meter Room Stock			70.65
	10312021	Cat Litter - Motor Oil Spill at Well 25			8.61
	10312021	Galv Nipple/Pipe - Service Repair			41.24
	10312021	Telescoping Mirror - Unit 17			4.30
	10312021	Gear Puller/Pillow Block/Collar/Sprinkler - Well 21			80.77
	10312021	Fitting - NCRF Pump			1.61
	10312021	Batteries - Edgar Canyon Cameras			17.23
	10312021	Sawall Blades - Unit 17			32.31
	10312021	Hose Nozzles/Hose - Production Staff			48.46
	10312021	Swamp Cooler Pads - Well 21			31.64
	10312021	Safety Gloves - Field Staff			21.00
Total for Check Number 12038:				0.00	875.59

[illegible]

Check No	Vendor No Invoice No	Vendor Name Description	Check Date Reference	Void Checks	Check Amount
	S1049931.001	Nuts and Bolts Hydrant B.O. 6			300.94
	S1049931.001	Meter Box Plastic Flush Cover #1015			1,327.29
	S1049931.001	Saddle 600 - 663 X 1 DS			1,107.79
	S1049931.002	Nuts and Bolts Hydrant Solid 6			78.15
	S1049931.002	Meter Box Plastic Flush Cover #1320			2,632.43
	S1049931.002	Meter Box Plastic Flush Cover #1015			331.81
	S1049931.003	Full Circle 595 - 635 X 07			432.88
	S1049931.003	1 x 520 Roll of Teflon Tape			897.56
	S1049931.003	Full Circle 660 - 700 X 12			173.06
	S1049931.003	Full Circle 860 - 900 X 12			203.44
	S1049931.003	Full Circle 400 - 425 X 07			616.25
	S1049931.003	Full Circle 660 - 700 X 07			216.43
	S1049931.003	Curb Stop Lockwing FIP X FIP 1			392.70
	S1049931.003	2 Hytech Bug Screen Mesh Male			129.71
	S1049939.001	3/4 x 1/16 Neoprene Mtr Gaskets			448.52
	S1049939.001	3/4 x 1/8 Neoprene Mtr Gaskets			220.28
	S1049939.001	1 x 1/8 Neoprene Mtr Gaskets			405.67
	S1049939.001	1 x 1/16 Neoprene Mtr Gaskets			411.70
	S1049939.002	1 x 1/8 Neoprene Mtr Gaskets			1,600.63
	S1049939.002	1 x 1/16 Neoprene Mtr Gaskets			1,594.61
	S1049939.002	3/4 x 1/16 Neoprene Mtr Gaskets			1,029.80
	S1049939.002	3/4 x 1/8 Neoprene Mtr Gaskets			887.00
	S1049942.001	1 MIL. UP509 Brass Swing Check Valve			8,783.36
	S1049942.001	Nipple Brass 1 X Close			925.54
	S1049942.001	Nipple Brass 1 X 06			2,808.65
	S1049942.001	1 x 5 U Branch			6,044.26
	S1049942.002	Nipple Brass 1 X 06			129.27
	S1049942.003	1 MIL. UP509 Brass Swing Check Valve			3,929.40
	S1049943.001	1 x 5 U Branch			805.91
	S1049943.001	Nipple Brass 1 X Close			436.85
	S1049943.002	1 x 5 U Branch			564.13
	S1049943.003	Nipple Brass 1 X Close			488.68
	S1049943.003	Nipple Brass 1 X 06			2,937.92
	S1049943.004	1 MIL. UP509 Brass Swing Check Valve			12,712.76
	S1049944.001	1 MIL. UP509 Brass Swing Check Valve			3,467.12
	S1049977.001	Special Adapter For WW500			101.25
	S1049977.001	Wire Pulling Sock For Water Line Replacement			141.00
Total for Check Number 12048:				0.00	173,921.85
12049	10809	Inner-City Auto Repair & Tires	11/10/2021		
	2316	Multifunction Switch - Unit 10/OD 133,491			173.77
	2316	Labor - Multifunction Switch - Unit 10/OD 133,491			150.00
	2317	Labor - Tire - Unit 4/OD 59,105			25.00
	2317	Tire - Unit 4/OD 59,105			190.82
	2348	Ign Coil/Sprk Plg/Drv Blt/Air Fltr/Eng Coil - Unit 12/OD 64,184			570.06
	2348	Labor - Ign Coil/Sprk Plg/Drv Blt/Eng Coil - Unit 12/OD 64,184			807.50
Total for Check Number 12049:				0.00	1,917.15
12050	10518	Innovyze, Inc	11/10/2021		
	Q-97101	Prepaid - Engineering Software Renewal 12/2021-12/2022			3,790.00
Total for Check Number 12050:				0.00	3,790.00
12051	10418	K & S Sales & Supply	11/10/2021		
	SA21026	(2) Champion 78/85 SD 1HP/115V, Pump 115V - W#23 and Spare			5,491.61
Total for Check Number 12051:				0.00	5,491.61
12052	10967	Keenan & Associates	11/10/2021		
	266191	Airbo Virtual Benefits Enrollment Fair			220.00
Total for Check Number 12052:				0.00	220.00

Check No	Vendor No Invoice No	Vendor Name Description	Check Date Reference	Void Checks	Check Amount
12053	10994 21-310960-1	K-Log, Inc. Office Chair	11/10/2021		387.69
Total for Check Number 12053:				0.00	387.69
12054	10608 013738 013754	Koff & Associates Classification Study - October 2021 Compensation Study - October 2021	11/10/2021		5,890.00 3,022.50
Total for Check Number 12054:				0.00	8,912.50
12055	10055 6884	Nino's Auto/Diesel Fuel - 01/05-09/30/2021 - Fleet	11/10/2021		3,464.06
Total for Check Number 12055:				0.00	3,464.06
12056	10997 13643	Redistricting Insights, LLC Redistricting Consulting Services - October 2021	11/10/2021		2,800.00
Total for Check Number 12056:				0.00	2,800.00
12057	10527 58726764 58727735	Robert Half Talent Solutions Customer Service Temp - 10/25-10/28/2021 Customer Service Temp - 10/25-10/28/2021	11/10/2021		782.56 675.80
Total for Check Number 12057:				0.00	1,458.36
12058	10689 203315	Safety Compliance Company Safety Meeting - Near Misses - 10/19/2021	11/10/2021		250.00
Total for Check Number 12058:				0.00	250.00
12059	10290 21-00237	San Gorgonio Pass Water Agency 628 AF @ \$399 for Oct 2021	11/10/2021		250,572.00
Total for Check Number 12059:				0.00	250,572.00
12060	10989 11082021	Shannon Anglin Notary Services	11/10/2021		70.00
Total for Check Number 12060:				0.00	70.00
12061	10515 INV-007261 INV-007261	Springbrook Holding Company, LLC Prepaid - Springbrook Software Maint - 01/2022 - 11/2022 Springbrook Software Maint - 12/2021	11/10/2021		27,393.85 2,490.35
Total for Check Number 12061:				0.00	29,884.20
12062	10447 OP#51277	State Water Resources Control Board - DWOC Certification Renewal - Grade D1 - OP# 51277 - E Clark	11/10/2021		55.00
Total for Check Number 12062:				0.00	55.00
12063	10788 11012021	Mark Swanson Engineering News Record Sub Renewal - 2021-2022	11/10/2021		108.00
Total for Check Number 12063:				0.00	108.00
12064	10063 186022 186191	The Record Gazette Notice Inviting Bids - Reservoir Cleaning Notice Inviting Bids - Well 23 Rehab	11/10/2021		448.00 320.00
Total for Check Number 12064:				0.00	768.00

Check No	Vendor No Invoice No	Vendor Name Description	Check Date Reference	Void Checks	Check Amount
12065	10255	Unlimited Services Building Maintenance	11/10/2021		
	0443804-IN	Nov 2021 Janitorial Services for 815 E 12th St			150.00
	0443805-IN	Nov 2021 Janitorial Services for 560 Magnolia Ave			845.00
	0443976-IN	Nov 2021 Janitorial Services for 851 E 6th St			160.00
Total for Check Number 12065:				0.00	1,155.00
12066	10934	USAFact, Inc	11/10/2021		
	1103025	Pre-Employment Background Checks			133.60
Total for Check Number 12066:				0.00	133.60
12067	10447	State Water Resources Control Board - DWOC	11/10/2021		
	OP#32608	Certification Renewal - Grade D1 - OP# 32608 - E Dahlstrom			70.00
Total for Check Number 12067:				0.00	70.00
Total for 11/10/2021:				318.44	874,867.71
ACH	10030	Southern California Edison	11/15/2021		
	700154530138Oct	Electricity 09/22-10/21/21 - Wells			12,778.48
	700154530138Oct	Electricity 07/23-09/21/21 - Wells (Prior Month)			37,499.81
Total for this ACH Check for Vendor 10030:				0.00	50,278.29
ACH	10031	Staples Business Advantage	11/15/2021		
	3490212986	Headsets - Office Staff			80.46
	3491409003	Supplies - Ergonomic Safety			118.26
	3491409003	Office Supplies			106.42
	3491409004	Roller Ball Mouse - Ergonomic Safety			44.27
Total for this ACH Check for Vendor 10031:				0.00	349.41
ACH	10042	Southern California Gas Company	11/15/2021		
	07132135000Oct	Monthly Gas Charges 09/27-10/27/21			14.79
Total for this ACH Check for Vendor 10042:				0.00	14.79
ACH	10052	Home Depot Credit Services	11/15/2021		
	10312021	Shop Towels/Contractor Bags - Cherry Yard			790.06
	10312021	Supplies			132.31
	10312021	(2) 1" Double Unions - Mainline Repair			224.12
	10312021	Shelving - Meter Room			752.10
	10312021	Bungee Cords - Districtwide			6.44
Total for this ACH Check for Vendor 10052:				0.00	1,905.03
ACH	10138	ARCO Business Solutions	11/15/2021		
	HW201 Nov 2021	ARCO Fuel Charges 11/02-11/08/2021			1,586.76
Total for this ACH Check for Vendor 10138:				0.00	1,586.76
ACH	10147	Online Information Services, Inc	11/15/2021		
	1090745	165 Credit Reports for Oct 2021			445.50
Total for this ACH Check for Vendor 10147:				0.00	445.50
ACH	10350	NAPA Auto Parts	11/15/2021		
	164301	Shop Towels - 12th/Palm			5.92
	164301	Wiper Blades - Unit 41			56.00
	164886	Shop Towels - 12th/Palm			86.15
	164886	Ratchets - Unit 5			27.45
	165295	Wiper Blades - Unit 17			43.08
	165913	Tail Light Assembly - Unit 13			73.26
Total for this ACH Check for Vendor 10350:				0.00	291.86
Total for 11/15/2021:				0.00	54,871.64

Check No	Vendor No Invoice No	Vendor Name Description	Check Date Reference	Void Checks	Check Amount
12068	UB*04466	Theresa Carignan Refund Check [REDACTED]	11/18/2021		67.69
Total for Check Number 12068:				0.00	67.69
12069	UB*04468	Tim English Refund Check [REDACTED] Refund Check [REDACTED] Refund Check [REDACTED] Refund Check [REDACTED] Refund Check [REDACTED]	11/18/2021		0.30 0.16 0.99 0.14 0.16
Total for Check Number 12069:				0.00	1.75
12070	UB*04473	Everlevel Construction Refund Check [REDACTED]	11/18/2021		1,878.34
Total for Check Number 12070:				0.00	1,878.34
12071	UB*04464	Shane Hilde Refund Check [REDACTED]	11/18/2021		240.00
Total for Check Number 12071:				0.00	240.00
12072	UB*04470	Jabe Real Estate Sales Inc Refund Check [REDACTED]	11/18/2021		25.96
Total for Check Number 12072:				0.00	25.96
12073	UB*04472	V.E. Koscheski Refund Check [REDACTED]	11/18/2021		169.55
Total for Check Number 12073:				0.00	169.55
12074	UB*04467	Opendoor Labs Inc Refund Check [REDACTED] Refund Check [REDACTED] Refund Check [REDACTED] Refund Check [REDACTED]	11/18/2021		2.57 2.54 51.94 0.89
Total for Check Number 12074:				0.00	57.94
12075	UB*04465	Osl Incorporated Refund Check [REDACTED] Refund Check [REDACTED] Refund Check [REDACTED] Refund Check [REDACTED] Refund Check [REDACTED] Refund Check [REDACTED]	11/18/2021		5,047.38 1,874.28 1,972.14 2,229.73 86.50 7,641.18
Total for Check Number 12075:				0.00	18,851.21
12076	UB*04471	Neera Singh Refund Check [REDACTED]	11/18/2021		41.22
Total for Check Number 12076:				0.00	41.22
12077	UB*04474	Rishan Wu Refund Check [REDACTED] Refund Check [REDACTED] Refund Check [REDACTED] Refund Check [REDACTED] Refund Check [REDACTED] Refund Check [REDACTED]	11/18/2021		0.48 1.49 1.11 0.66 2.54 2.30
Total for Check Number 12077:				0.00	8.58

Check No	Vendor No Invoice No	Vendor Name Description	Check Date Reference	Void Checks	Check Amount
12078	UB*04469	Chere & Perry Ross Yodong	11/18/2021		
		Refund Check			23.97
		Refund Check			13.04
		Refund Check			50.34
		Refund Check			26.49
		Refund Check			9.45
		Refund Check			60.76
Total for Check Number 12078:				0.00	184.05
12079	10792 12012021	A-1 Financial Services December 2021 Rent - 851 E. 6th St Eng Office	11/18/2021		2,131.64
Total for Check Number 12079:				0.00	2,131.64
12080	10962 142596854	The ADT Security Corporation Fire Suppression System - 560 Magnolia Ave	11/18/2021		1,974.00
Total for Check Number 12080:				0.00	1,974.00
12081	10695 21133	B-81 Paving Inc 3 Main Line Repairs - Districtwide	11/18/2021		19,732.50
Total for Check Number 12081:				0.00	19,732.50
12082	10016 EP2021-1006 EP2021-1039 EP2021-1048	City of Beaumont EP1006 - 504 Lucille Ct EP1039 - 7th St and Palm Ave EP1048 - 1207 Elm Ave	11/18/2021		800.50 800.50 800.50
Total for Check Number 12082:				0.00	2,401.50
12083	10266 17978	Cozad & Fox Inc. Design Services - 2020-2021 Pipeline Replacement Project	11/18/2021		7,400.90
Total for Check Number 12083:				0.00	7,400.90
12084	10772 6444	CV Strategies Strategic Communication Services - Oct 2021	11/18/2021		6,313.75
Total for Check Number 12084:				0.00	6,313.75
12085	10937 0001998 0001998	Industrial Fire Protection Annual Extinguisher Maintenance Performed Annual Extinguisher Stored Pressure	11/18/2021		4,101.00 894.22
Total for Check Number 12085:				0.00	4,995.22
12086	10809 2350 2350 2636 2636	Inner-City Auto Repair & Tires Starter Assembly/Trans Fluid - Unit 16/OD 125,555 Labor - Starter Assembly/Trans Fluid - Unit 16/OD 125,555 Oil/Oil Filter/Shocks/Air Filter - Unit 33/OD 52,491 Labor - Oil/Oil Filter/Shocks/Air Filter - Unit 33/OD 52,491	11/18/2021		445.34 350.00 665.07 345.00
Total for Check Number 12086:				0.00	1,805.41
12087	10636 1146	La Ti Da Studio Staff Photos for Budget Document	11/18/2021		515.00
Total for Check Number 12087:				0.00	515.00

Check No	Vendor No Invoice No	Vendor Name Description	Check Date Reference	Void Checks	Check Amount
12088	10143	Nobel Systems Inc	11/18/2021		
	15247	GIS Data Updates - Tr 31462-8PW Updates			4,600.00
	15248	GIS Data Updates - PM 35023 PW Updates			400.00
	15249	GIS Data Updates - Nicholas Rd_4th St NPW Updates			600.00
	15250	GIS Data Updates - Tr 31469-6 PW			1,800.00
	15251	GIS Data Updates - Tr 31469-8 PW			1,600.00
	15255	GIS Data Updates - Tr 31469-6 Starlight PW			600.00
	15256	GIS Data Updates - Tr 36783 PW			1,400.00
	15257	GIS Data Updates - Tr 36558 PW			1,800.00
	15260	GIS Data Updates - Tr 31470-3 PA 32 Rec Center PW			1,200.00
	15261	GIS Data Updates - Tr 31470 3040 PZ Inf PW			1,400.00
	15262	GIS Data Updates - Tr 31470 2850 PZ Inf PW			3,400.00
	15264	GIS Data Updates - Tr 37427 PW			1,200.00
	15266	GIS Data Updates - Tr 27971-6 PW			1,400.00
	15267	GIS Data Updates - Tr 27971-4 PW			1,400.00
	15268	GIS Data Updates - Tr 27971-8 PW			1,800.00
	15269	GIS Data Updates - Tr 37298-1 PW			600.00
	15270	GIS Data Updates - Tr 37298-1 Meadowline NPW			600.00
	15271	GIS Data Updates - Tr 37427 NPW			400.00
	15272	GIS Data Updates - Tr 31462 PA 5 PW			400.00
	15273	GIS Data Updates - COB WWTP PW			600.00
	15274	GIS Data Updates - Tr 31462-10 PW			2,000.00
	15275	GIS Data Updates - Tr 31462-13 PW			1,400.00
	15276	GIS Data Updates - Tr 31462-15 PW			1,800.00
	15277	GIS Data Updates - Tr 31288-1 PW			2,000.00
	15278	GIS Data Updates - Tr 31288-3 PW			1,600.00
Total for Check Number 12088:				0.00	36,000.00
12089	10282	Rancho Paseo Medical Group	11/18/2021		
	11012021	Employee Drug Testing			215.00
Total for Check Number 12089:				0.00	215.00
12090	10223	Richards, Watson & Gershon	11/18/2021		
	233916	Legal Services Sep Board Approval 11/10/2021			3,950.00
	233917	Legal Services Sep Board Approval 11/10/2021			1,120.00
Total for Check Number 12090:				0.00	5,070.00
12091	10689	Safety Compliance Company	11/18/2021		
	203835	Safety Meeting - Driving Safely - 11/3/2021			250.00
	203964	Facility Inspection 11/3/2021			300.00
Total for Check Number 12091:				0.00	550.00
12092	10447	State Water Resources Control Board - DWOC	11/18/2021		
	OP#20627	Certification Renewal - Grade D1 - OP# 20627 - A Cove			55.00
Total for Check Number 12092:				0.00	55.00
12093	10788	Mark Swanson	11/18/2021		
	853953	Qualified SWPPP Developer & Practitioner Renewal - M Swanson			95.00
Total for Check Number 12093:				0.00	95.00
12094	10911	The Prizm Group	11/18/2021		
	N4793	Apple & El Dorado Fire Burn Scar Surveying			5,635.00
Total for Check Number 12094:				0.00	5,635.00
12095	10668	Thomas Harder & Co	11/18/2021		
	13	Design Services - Well 1A & 2A			1,100.00
	13	Design Services - Well 1A & 2A			1,100.00
Total for Check Number 12095:				0.00	2,200.00

Check No	Vendor No Invoice No	Vendor Name Description	Check Date Reference	Void Checks	Check Amount
12096	10778 6829	Urban Habitat Tree Removal - Well 3 Site	11/18/2021		1,883.72
Total for Check Number 12096:				0.00	1,883.72
12097	10158 101015	Wienhoff Drug Testing Random Testing	11/18/2021		135.00
Total for Check Number 12097:				0.00	135.00
Total for 11/18/2021:				0.00	120,634.93
ACH	10781 10016	Umpqua Bank City of Beaumont	11/19/2021		
	10019	Copies of Incident Report - Theft at 4th St Booster Station C R & R Incorporated			2.08
	10037	Monthly Charges 3 YD Commercial Bin Oct 2021 Waste Management Of Inland Empire			285.83
		Recycling Dumpster Charges - 815 E 12th Oct 2021			97.59
		Yard Dumpsters 815 E 12th Oct 2021			322.20
		Recycling Contamination Charge 560 Magnolia Oct 2021			70.00
		Monthly Sanitation 560 Magnolia Oct 2021			118.50
		Recycling Dumpster Charges 560 Magnolia Oct 2021			97.59
	10074	American Water Works Association Training Materials - Engineering Dept			151.50
	10116	Verizon Wireless Services LLC iPad Charges for Sept 2021			240.06
		Cell Phone Charges for Sept 2021			335.75
	10128	American Office Solution 20 Sheets of Stamps			232.00
	10153	Brown and Caldwell Job Posting - Water Utility Person I			200.00
	10224	Legal Shield Monthly Prepaid Legal for Employees Oct 2021			123.55
	10233	Pro-Pipe & Supply Pressure Regulator - 9246 Avenida Miravilla			644.39
	10284	Underground Service Alert of Southern California Monthly Maintenance Fee			10.00
		103 New Ticket Charges Sep 2021			169.95
	10319	ACWA Joint Powers Insurance Authority ACWA Virtual Workshop - A Ramirez			170.00
	10338	California Special Districts Association Customer Service Training			175.00
	10382	Beaumont Power Equipment Inc Cut Off Saw			1,499.99
	10409	Stater Bros Refreshments - Leadership Training Session 7			64.56
	10424	Top-Line Industrial Supply, LLC Clamping Tool			121.82
		Electric Connectors - Unit 21			77.77
	10444	MISAC Membership Renewal 2021-2022 R Rasha			130.00
	10453	Custom Trophies Board Room Nameplate - K Manini			14.54
		Board Room Nameplate - C Smith			14.54
	10546	Frontier Communications 10/10-11/09/2021 Oct FIOS/FAX 12th/Palm			329.99
		09/25-10/24/2021 Oct FIOS/FAX 560 Magnolia Ave			290.00
		09/25-10/24/2021 Oct FIOS/FAX 851 E 6th St			145.40
	10557	Beaumont Copy & Graphics Business Cards - K Manini			14.61
	10623	WP Engine Web Host for BCVWD Website Oct 2021			115.00
	10692	MMSoft Design Network Monitoring Software Oct 2021			202.45

Check No	Vendor No Invoice No	Vendor Name Description	Check Date Reference	Void Checks	Check Amount
	10693	Pres-Tech Equipment Company Hatch Hardware/Seal - Unit 8			919.24
	10735	ASCE Training Webinar - Engineering Staff			295.00
	10761	BLS*Spamtitan Monthly Web Filter License Oct 2021			71.88
	10784	Autodesk, Inc Auto CAD Software 851 E 6th St - Oct 2021			710.00
	10790	Microsoft Monthly Microsoft Office License - Oct 2021			900.00
		Monthly Microsoft Exchange - Oct 2021			264.00
		Monthly Microsoft Security - Oct 2021			14.80
	10832	Panera Bread Refreshments - Leadership Academy Session 8			57.39
	10840	Ready Fresh (Arrowhead) Water - October 2021 - 851 E 6th			98.38
	10849	MyCommerce Annual Renewal - Helpdesk License Oct 21-Sept 22			199.00
	10892	Zoom Video Communications, Inc. (10) Video Conferences Oct 2021			205.90
	10918	Apple.com Cloud Storage - iPads			0.99
	10926	SSD Alarm Alarm Equip/Rent/Service/Monitor - 11083 Cherry Ave			59.50
		Alarm Equip/Rent/Service/Monitor - 815 12th St			125.00
		Alarm Equip/Rent/Service/Monitor - 851 E. 6th St			77.69
		Alarm Equip/Rent/Service/Monitor - 560 Magnolia Ave			362.13
	10939	US Department of Transportation FMCSA Clearinghouse Queries - DOT Program			2.50
		FMCSA Clearinghouse Queries - DOT Program			2.50
	10978	Nextiva, Inc. Monthly Phone Service - October 2021			2,461.09
	10999	Backblaze Offsite Backup Storage - October 2021			61.53
	11009	DiversityJobs Job Posting - Water Utility Person I			295.00
	11011	Costco Wholesale Brita Filters - 560 Magnolia Ave			41.31
	11012	NCH Software, Inc. Express Scribe Software - Minutes			35.65
	11013	Superior Automotive Warehouse Hood Latch - Unit 21			213.31
	11014	Goldstar Software Inc. Meter Reading Software Renewal			130.00
	11015	TechSmith Annual Video Recording License Renewal			299.99
Total for this ACH Check for Vendor 10781:				0.00	14,370.44
Total for 11/19/2021:				0.00	14,370.44
ACH	10030 700154530138Sep	Southern California Edison Electricity 08/20-09/20/21 - Well 4A	11/22/2021		2,807.74

Check No	Vendor No Invoice No	Vendor Name Description	Check Date Reference	Void Checks	Check Amount
Total for this ACH Check for Vendor 10030:				0.00	2,807.74
ACH	10138 HW201 Nov 2021	ARCO Business Solutions ARCO Fuel Charges 11/09-11/15/2021	11/22/2021		1,836.51
Total for this ACH Check for Vendor 10138:				0.00	1,836.51
ACH	10147 1090745	Online Information Services, Inc Credit Check Access Fee	11/22/2021		30.00
Total for this ACH Check for Vendor 10147:				0.00	30.00
Total for 11/22/2021:				0.00	4,674.25
Report Total (148 checks):				1,825.55	1,355,071.30

AP Checks by Date - Detail by Check Date (11/24/2021 9:44 AM)

Page 22



**Beaumont-Cherry Valley Water District  
Finance and Audit Committee Meeting  
December 2, 2021**

Item 4d

**STAFF REPORT**

**TO:** Finance and Audit Committee  
**FROM:** Finance and Administrative Services  
**SUBJECT:** November 2021 Invoices Pending Approval

---

**Staff Recommendation**

Approve the pending invoice totaling \$3,752.50.

**Background**

Staff has reviewed the pending invoice and found the services rendered were acceptable to the District.

**Fiscal Impact**

There is a \$3,752.50 impact to the District which will be paid from the 2021 budget.

**Attachment(s)**

- Richards Watson Gershon Invoice #234316

Staff Report prepared by William Clayton, Senior Finance and Administrative Analyst



T 213.626.8484  
F 213.626.0078  
Fed. I.D. No. 95-3292015

350 South Grand Avenue  
37th Floor  
Los Angeles, CA 90071

**CONFIDENTIAL**

This material is subject to the attorney-client privilege and/or attorney work product protection, or otherwise is privileged or confidential. Do not disclose the contents hereof. Do not file with publicly-accessible records.

DAN JAGGERS, GENERAL MANAGER  
BEAUMONT- CHERRY VALLEY WATER DISTRICT  
560 MAGNOLIA AVENUE  
BEAUMONT, CA 92223-2258

November 9, 2021  
Invoice # 234316

Re: [REDACTED]

*For professional services rendered through October 31, 2021:*

---

---

Current Legal Fees.....	\$3,752.50
Current Client Costs Advanced .....	<u>\$0.00</u>
<b>TOTAL CURRENT FEES AND COSTS.....</b>	<b><u>\$3,752.50</u></b>
Balance Due From Previous Statement .....	\$9,893.18
<b>TOTAL BALANCE DUE FOR THIS MATTER.....</b>	<b><u>\$13,645.68</u></b>

**TERMS: PAYMENT DUE UPON RECEIPT**

**PLEASE RETURN THIS PAGE WITH YOUR REMITTANCE TO**

**RICHARDS, WATSON & GERSHON**  
**350 South Grand Avenue, 37th Floor**  
**Los Angeles, CA 90071**

**RICHARDS WATSON GERSHON**

# Payroll

## Timecard Proof List

Date Range: 10/01/2021 to 10/31/2021

### Beaumont-Cherry Valley Water District

560 Magnolia Avenue  
Beaumont CA 92223  
(951) 845-9581  
www.bcvwd.org



Pay	Date	Per Diem	Reimbursment	Reimbursement Cost	# of Meetings YTD
<b>Employee No: 170 Slawson, Daniel</b>					
SGPWA Meeting w/GM	10/4/2021	260.00			
Regular Board Meeting	10/13/2021	260.00			
Riverside County Water Task Force	10/22/2021	260.00			
Engineering Workshop	10/28/2021	260.00			
<b>Employee No: 170</b>	<b>Total Meetings for October</b>	<b>4</b>	<b>1,040.00</b>	<b>Total Reimbursements</b>	<b>0.00</b>
					<b>36</b>
<b>Employee No: 178 Hoffman, David</b>					
Finance & Audit Committee	10/7/2021	260.00			
Regular Board Meeting	10/13/2021	260.00			
Personnel Committee Meeting	10/18/2021	260.00			
Engineering Workshop	10/28/2021	260.00			
<b>Employee No: 178</b>	<b>Total Meetings for October</b>	<b>4</b>	<b>1,040.00</b>	<b>Total Reimbursements</b>	<b>0.00</b>
					<b>40</b>
<b>Employee No: 179 Covington, John</b>					
Regular Board Meeting	10/13/2021	260.00			
Engineering Workshop	10/28/2021	260.00			
<b>Employee No: 179</b>	<b>Total Meetings for October</b>	<b>2</b>	<b>520.00</b>	<b>Total Reimbursements</b>	<b>0.00</b>
					<b>38</b>
<b>Employee No: 193 Ramirez, Andy</b>					
SGPWA Meeting	10/11/2021	260.00			
Ad Hoc Communications Committee	10/12/2021	260.00			
Regular Board Meeting	10/13/2021	260.00			
Personnel Committee Meeting	10/18/2021	260.00			
ACWA - PFAS Developments	10/20/2021	260.00			
<b>Employee No: 193</b>	<b>Total Meetings for October</b>	<b>5</b>	<b>1,300.00</b>	<b>Total Reimbursements</b>	<b>0.00</b>
					<b>64</b>
<b>Employee No: 214 Williams, Lona</b>					
Finance & Audit Committee	10/7/2021	260.00			
Ad Hoc Communications Committee	10/12/2021	260.00			
Regular Board Meeting	10/13/2021	260.00			
Engineering Workshop	10/28/2021	260.00			
<b>Employee No: 214</b>	<b>Total Meetings for October</b>	<b>4</b>	<b>1,040.00</b>	<b>Total Reimbursements</b>	<b>0.00</b>
					<b>34</b>






**Beaumont-Cherry Valley Water District  
Finance & Audit Committee Meeting  
October 7, 2021  
Sign-In Sheet**

**By signing this document, I am verifying that I have attended the meeting and am authorized to receive per diem for my attendance in accordance with District Policy.**

**Name**

**Signature**

VP David Hoffman Employee #178	
Director Lona Williams Employee #214	
Alternate Covington (Alternate) Employee #179	

The stipend for this meeting will be paid on 10/14/2021



**Beaumont-Cherry Valley Water District  
Regular Board Meeting  
October 13, 2021  
Sign-In Sheet**

**By signing this document, I am verifying that I have attended the meeting and am authorized to receive per diem for my attendance in accordance with District Policy.**

**Name**

**Signature**

President Daniel Slawson Employee #170	
VP Lona Williams Employee #214	
Director John Covington Employee #179	
Director David Hoffman Employee #178	
Director Andy Ramirez Employee #193	Via Zoom

The stipend for this meeting will be paid on 10/28/2021



## Beaumont-Cherry Valley Water District

### Personnel Committee Meeting


October 18, 2021

### Sign-In Sheet

**By signing this document I am verifying that I have attended the meeting and am authorized to receive per diem for my attendance in accordance with District Policy.**

**Name**

**Signature**

John Covington Employee #179	
Andy Ramirez Employee #193	VIA - Zoom
David Hoffman (Alternate) Employee #178	

The stipend for this meeting will be paid on 10/28/2021







**Beaumont-Cherry Valley Water District  
Engineering Workshop  
October 28, 2021  
Sign-In Sheet**

**By signing this document, I am verifying that I have attended the meeting and am authorized to receive per diem for my attendance in accordance with District Policy.**

**Name**

**Signature**

President Daniel Slawson Employee #170	
VP Lona Williams Employee #214	
Director John Covington Employee #179	
Director David Hoffman Employee #178	
Director Andy Ramirez Employee #193	not attending

The stipend for this meeting will be paid on 11/10/2021

# Beaumont-Cherry Valley Water District


Record of Board Member Expenses/Claim Form for Reimbursement  
(Conferences, Meetings, Travels)

Name	Director <b>Daniel Slawson</b>			Division <b>3</b>	Member ID- Director #
Email (optional)				Department- Board of Directors (110)	
BCVWD Meeting Type	Attended	Date	Location of Meeting	Amount	
Regular Board Meeting (including Engineering Workshop)	<input type="checkbox"/>			\$260 per diem per day	
Finance & Audit Committee Meeting	<input type="checkbox"/>			\$260 per diem per day	
Personnel Committee Meeting	<input type="checkbox"/>			\$260 per diem per day	
Ad Hoc Communications Meeting	<input type="checkbox"/>			\$260 per diem per day	
Collaborative Agency Meeting (BCV-Parks Admin)	<input type="checkbox"/>			\$260 per diem per day	
San Geronio Pass Water Alliance Meeting	<input type="checkbox"/>			\$260 per diem per day	
Special Board Meeting	<input type="checkbox"/>			\$260 per diem per day	
Director Training: _____	<input type="checkbox"/>			\$260 per diem per day	
Meeting with SGPWA G.M. & president Other: _____	<input checked="" type="checkbox"/>	10-04-21	SGPWA office	\$260 per diem per day	
Other: _____	<input type="checkbox"/>			\$260 per diem per day	
Is this request to be paid on a meeting not listed under the current Policy? <input type="checkbox"/> Yes <input type="checkbox"/> No					
Expenses	Dates	Details			Amount
Transportation		<input type="checkbox"/> Taxi/Rental	<input type="checkbox"/> Air	<input type="checkbox"/> Other	\$
		<input type="checkbox"/> Taxi/Rental	<input type="checkbox"/> Air	<input type="checkbox"/> Other	\$
Own Car		Mileage at \$0.575 per mile (2020) _____ miles			\$
Lodging		Location: _____			\$
		Location: _____			\$
Meals		Not to exceed \$50/day; please attached receipts for each			\$
Conference fees		Purpose			\$
		Purpose			\$
Other		Purpose			\$
		Purpose			\$
Subtotal					\$
Less amount paid by company					\$
Director Signature					Date <b>10-10-21</b>
Approver Signature _____					Date _____

Please attach original receipts for all listed expenses, sign the form and send to the Accounting Department. See information at the back of this form for approved Per Diems and Expenses for Board Members

# **Beaumont-Cherry Valley Water District**

Record of Board Member Expenses/Claim Form for Reimbursement  
(Conferences, Meetings, Travels)

Name	Director Daniel Slawson			Division 3	Member ID- Director #
Email (optional)				Department- Board of Directors (110)	
BCVWD Meeting Type	Attended	Date	Location of Meeting	Amount	
Regular Board Meeting (including Engineering Workshop)	<input type="checkbox"/>			\$260 per diem per day	
Finance & Audit Committee Meeting	<input type="checkbox"/>			\$260 per diem per day	
Personnel Committee Meeting	<input type="checkbox"/>			\$260 per diem per day	
Ad Hoc Communications Meeting	<input type="checkbox"/>			\$260 per diem per day	
Collaborative Agency Meeting (BCV-Parks Admin)	<input type="checkbox"/>			\$260 per diem per day	
San Geronio Pass Water Alliance Meeting	<input type="checkbox"/>			\$260 per diem per day	
Special Board Meeting	<input type="checkbox"/>			\$260 per diem per day	
Director Training:	<input type="checkbox"/>			\$260 per diem per day	
Riverside Co. Water Task Force Speaker Other:	<input checked="" type="checkbox"/>	10-22-21	zoom	\$260 per diem per day	
Other:	<input type="checkbox"/>			\$260 per diem per day	
Is this request to be paid on a meeting not listed under the current Policy? <input type="checkbox"/> Yes <input type="checkbox"/> No					
Expenses	Dates	Details			Amount
Transportation		<input type="checkbox"/> Taxi/Rental	<input type="checkbox"/> Air	<input type="checkbox"/> Other	\$
		<input type="checkbox"/> Taxi/Rental	<input type="checkbox"/> Air	<input type="checkbox"/> Other	\$
Own Car		Mileage at \$0.575 per mile (2020) _____ miles			\$
Lodging		Location: _____			\$
		Location: _____			\$
Meals		Not to exceed \$50/day; please attached receipts for each			\$
Conference fees		Purpose			\$
		Purpose			\$
Other		Purpose			\$
		Purpose			\$
Subtotal					\$
Less amount paid by company					\$
Director Signature					Date 10-22-21
Approver Signature					Date

Please attach original receipts for all listed expenses, sign the form and send to the Accounting Department. See information at the back of this form for approved Per Diems and Expenses for Board Members

# Beaumont-Cherry Valley Water District

Record of Board Member Expenses/Claim Form for Reimbursement  
(Conferences, Meetings, Travels)

Name	Director	Division	Member ID- Director #
Email (optional)		Department- Board of Directors (110)	

BCVWD Meeting Type	Attended	Date	Location of Meeting	Amount
Regular Board Meeting (including Engineering Workshop)	<input checked="" type="checkbox"/>	10/13/21	Zoom	\$260 per diem per day
Finance & Audit Committee Meeting	<input type="checkbox"/>			\$260 per diem per day
Personnel Committee Meeting	<input type="checkbox"/>			\$260 per diem per day
Ad Hoc Communications Meeting	<input checked="" type="checkbox"/>	10/12/21	Zoom	\$260 per diem per day
Collaborative Agency Meeting (BCV-Parks Admin)	<input type="checkbox"/>			\$260 per diem per day
San Geronio Pass Water Alliance Meeting	<input type="checkbox"/>			\$260 per diem per day
Special Board Meeting	<input type="checkbox"/>			\$260 per diem per day
Director Training: _____	<input type="checkbox"/>			\$260 per diem per day
Other: <b>SGPA</b>	<input checked="" type="checkbox"/>	10/11/21	Zoom	\$260 per diem per day
Other: _____	<input type="checkbox"/>			\$260 per diem per day

Is this request to be paid on a meeting not listed under the current Policy? ☐ Yes ☐ No


Expenses	Dates	Details	Amount
Transportation		<input type="checkbox"/> Taxi/Rental <input type="checkbox"/> Air <input type="checkbox"/> Other	\$
		<input type="checkbox"/> Taxi/Rental <input type="checkbox"/> Air <input type="checkbox"/> Other	\$
Own Car		Mileage at \$0.575 per mile (2020) _____ miles	\$
Lodging		Location: _____	\$
		Location: _____	\$
Meals		Not to exceed \$50/day; please attached receipts for each	\$
Conference fees		Purpose _____	\$
		Purpose _____	\$
Other		Purpose _____	\$
		Purpose _____	\$
Subtotal			\$
Less amount paid by company			\$

Director Signature	Date 10/17/21
Approver Signature	Date

Please attach original receipts for all listed expenses, sign the form and send to the Accounting Department. See information at the back of this form for approved Per Diems and Expenses for Board Members

# Beaumont-Cherry Valley Water District


Record of Board Member Expenses/Claim Form for Reimbursement  
(Conferences, Meetings, Travels)

Name	Director Andy Ramirez			Division	Member ID- Director #
Email (optional)				Department- Board of Directors (110)	
BCVWD Meeting Type	Attended	Date	Location of Meeting		Amount
Regular Board Meeting (including Engineering Workshop)	<input type="checkbox"/>				\$260 per diem per day
Finance & Audit Committee Meeting	<input type="checkbox"/>				\$260 per diem per day
Personnel Committee Meeting	<input checked="" type="checkbox"/>	10/18/21	Zoom		\$260 per diem per day
Ad Hoc Communications Meeting	<input type="checkbox"/>				\$260 per diem per day
Collaborative Agency Meeting (BCV-Parks Admin)	<input type="checkbox"/>				\$260 per diem per day
San Geronio Pass Water Alliance Meeting	<input type="checkbox"/>				\$260 per diem per day
Special Board Meeting	<input type="checkbox"/>				\$260 per diem per day
Director Training: _____	<input type="checkbox"/>				\$260 per diem per day
ACWA - TECHNICAL/ LEGAL IMPLICATIONS OF Other: _____	<input type="checkbox"/>				\$260 per diem per day
Recent PFAS DEVELOPMENTS in CA Other: _____	<input checked="" type="checkbox"/>	10/20/21	Zoom		\$260 per diem per day
Is this request to be paid on a meeting not listed under the current Policy? <input type="checkbox"/> Yes <input type="checkbox"/> No					
Expenses	Dates	Details			Amount
Transportation		<input type="checkbox"/> Taxi/Rental	<input type="checkbox"/> Air	<input type="checkbox"/> Other	\$
		<input type="checkbox"/> Taxi/Rental	<input type="checkbox"/> Air	<input type="checkbox"/> Other	\$
Own Car		Mileage at \$0.575 per mile (2020) _____ miles			\$
Lodging		Location: _____			\$
		Location: _____			\$
Meals		Not to exceed \$50/day; please attached receipts for each			\$
Conference fees		Purpose			\$
		Purpose			\$
Other		Purpose			\$
		Purpose			\$
Subtotal					\$
Less amount paid by company					\$
Director Signature 					Date 10/20/21
Approver Signature					Date

Please attach original receipts for all listed expenses, sign the form and send to the Accounting Department. See information at the back of this form for approved Per Diems and Expenses for Board Members

# Beaumont-Cherry Valley Water District

Record of Board Member Expenses/Claim Form for Reimbursement  
(Conferences, Meetings, Travels)

Name	Director Lona M. Williams			Division	2	Member ID- Director #	214
Email (optional)	lona.williams@bcvwd.org			Department- Board of Directors (110)			
BCVWD Meeting Type	Attended	Date	Location of Meeting	Amount			
Regular Board Meeting (including Engineering Workshop)	<input type="checkbox"/>			\$260 per diem per day			
Finance & Audit Committee Meeting	<input type="checkbox"/>			\$260 per diem per day			
Personnel Committee Meeting	<input type="checkbox"/>			\$260 per diem per day			
Ad Hoc Communications Meeting	<input checked="" type="checkbox"/>	10/12/2021	Zoom meeting	\$260 per diem per day			
Collaborative Agency Meeting (BCV-Parks Admin)	<input type="checkbox"/>			\$260 per diem per day			
San Geronio Pass Water Alliance Meeting	<input type="checkbox"/>			\$260 per diem per day			
Special Board Meeting	<input type="checkbox"/>			\$260 per diem per day			
Director Training: _____	<input type="checkbox"/>			\$260 per diem per day			
Other: _____	<input type="checkbox"/>			\$260 per diem per day			
Other: _____	<input type="checkbox"/>			\$260 per diem per day			
Is this request to be paid on a meeting not listed under the current Policy? <input type="checkbox"/> Yes <input type="checkbox"/> No							
Expenses	Dates	Details				Amount	
Transportation		<input type="checkbox"/> Taxi/Rental	<input type="checkbox"/> Air	<input type="checkbox"/> Other		\$	
		<input type="checkbox"/> Taxi/Rental	<input type="checkbox"/> Air	<input type="checkbox"/> Other		\$	
Own Car		Mileage at \$0.575 per mile (2020) _____ miles				\$	
Lodging		Location: _____				\$	
		Location: _____				\$	
Meals		Not to exceed \$50/day; please attached receipts for each				\$	
Conference fees		Purpose				\$	
		Purpose				\$	
Other		Purpose				\$	
		Purpose				\$	
Subtotal						\$ 260.00	
Less amount paid by company						\$	
Director Signature 						Date 10/12/2021	
Approver Signature						Date	

Please attach original receipts for all listed expenses, sign the form and send to the Accounting Department. See information at the back of this form for approved Per Diems and Expenses for Board Members



**Beaumont-Cherry Valley Water District  
Finance and Audit Committee  
December 2, 2021**

Item 6

**STAFF REPORT**

**TO:** Finance and Audit Committee  
**FROM:** Finance and Administrative Services  
**SUBJECT: Quarterly Report on District Vendor Expenditures in Fiscal Year 2021**

---

**Staff Recommendation:**

None.

**Background**

At the meeting of the Finance and Audit Committee on January 7, 2021, Chair Hoffman and then-Member Covington requested detail on long-term contract vendor activities. And at the March 4, 2021 Committee meeting, requested this be a quarterly report.

**Summary**

In Fiscal Year 2021, the District is contracting with various vendors to provide various ongoing services to the District. Table A below shows the contract terms with these vendors while Table B displays the costs of the annual contract and percentage complete, in terms of costs to date.



**Table A – Vendors with Multiple Year or Ongoing/Open Contracts**

Vendor Number	Vendor Name	Contract Services	Original Contract Date	Term Of Contract	Most Recent Board Approval Date	Board Approved FY 2021 Maximum
10491	Rogers, Anderson, Malody & Scott, LLP	Annual Independent Audit	12/19/2017	3 years with option for 2 one year extensions	11/19/2017	\$ 23,265.00
10743	Townsend Public Affairs	Grant Writing Consulting Services	11/1/2018	1 year with option for 2 one year extensions	12/3/2020	\$ 48,000.00
10797	Raftelis Financial Consultants	Capacity Charge Study	5/20/2019	Completion of Study(ies)	8/22/2019	\$ 41,600.00
10797	Raftelis Financial Consultants	Miscellaneous Fee Study	5/20/2021	Completion of Study(ies)	8/12/2020	\$ 11,010.00
10719	HR Dynamics	2021 HR Consulting	TBD	1 year	1/10/2021	\$ 24,900.00
10778	Urban Habitat	Landscape Maintenance	6/25/2020	1 year with GM option for one year extension	5/28/2020	\$ 67,900.00
10772	CV Strategies	2021 Public Outreach	1/14/2019	1 year with option for 3 one year extensions	12/3/2020	\$ 99,330.00
10668	Thomas Harder & Co.	Engineering Svcs - Well Nos. 1A and 2A	1/4/2018	Completion of work	10/5/2017	\$ 261,000.00
10668	Thomas Harder & Co.	Engineering Svcs - Well Nos. 30 and 31	1/4/2018	Completion of work	10/5/2017	\$ 261,000.00
10266	Cozad & Fox	Engineering Svcs - Noble Tank and Pipeline	1/4/2018	Completion of work	11/8/2017	\$ 193,000.00
10266	Cozad & Foz	2020-2021 Replacement Pipeline Project Engineering Services	8/2/2021	Completion of work	6/24/2021	\$ 188,000.00
10674	Michael Baker International	Engineering Svcs - 2017 Pipeline Replacements	1/4/2018	Completion of work	11/8/2017	\$ 190,000.00
10608	Koff & Associates	Classification Study	5/12/2021	To end on 12/31/2021 unless extended or earlier terminated	5/12/2021	\$ 29,915.00
10608	Koff & Associates	Compensation Study		To end on 12/31/2021 unless extended or earlier terminated	7/14/2021	\$ 27,962.00
10997	Redistricting Insights	Demography/Redistricting Services	7/21/2021	To end on 6/30/2022 unless extended or earlier terminated	5/27/2021	\$ 34,000.00
10986	Best Drilling and Pump, Inc.	Well 14	6/21/2021	Completion of work	5/27/2021	\$ 76,989.00
10429	Legend Pump and Well Services, Inc.	Well 24 Rehabilitation	4/26/2021	Completion of work	4/14/2021	\$ 245,900.00
10103	Merlin Johnson, Inc.	Antonell Court Pipeline Replacement	8/26/2021	Completion of work	5/27/2021	\$ 245,000.00
10429	Legend Pump and Well Services, Inc.	Well 29 Emergency	6/9/2021	Completion of work	6/9/2021	\$ 250,000.00
10429	Legend Pump and Well Services, Inc.	Well 25 Emergency	5/12/2021	Completion of work	5/12/2021	\$ 250,000.00
10828	NeoGov	HR Information System	4/14/2021	3 years	4/14/2021	\$ 22,878.79
10340	RCFC&WCD	MDP Line 16 Storm Drain	3/10/2021	Completion of work	8/26/2021	~ \$3,580,000.00
10103	Merlin Johnson, Inc.	MDP Line 16 Pipeline Relocation Project and Noble Creek Recharge Facilities Phase II Pond Bank Grading	10/28/2021	Completion of work	10/28/2021	\$ 448,700.00



**Table B – Multiple Year or Ongoing/Open Contract Costs**

Vendor Number	Vendor	Contract	FY 2020 and Prior Costs	FY 2021 Costs To Date	Total Contract Costs to Date	Contract Costs Not To Exceed	Contract Costs Remaining	Completion % (Contract Costs)
10491	Rogers, Anderson, Malody & Scott, LLP	Annual Independent Audit		\$ 23,268.00	\$ 23,268.00	\$ 23,265.00	\$ (3.00)	100%
10743	Townsend Public Affairs	Grant Writing Consulting Services		\$ 40,000.00	\$ 40,000.00	\$ 40,000.00	\$ -	100%
10797	Raftelis Financial Consultant	Capacity Charge Study	\$ 3,490.00	\$ -	\$ 3,490.00	\$ 41,600.00	\$ 38,110.00	8%
10797	Raftelis Financial Consultant	Miscellaneous Fee Study	\$ 3,510.00	\$ -	\$ 3,510.00	\$ 11,010.00	\$ 7,500.00	32%
10719	HR Dynamics	2021 HR Consulting		\$ 10,200.00	\$ 10,200.00	\$ 24,900.00	\$ 14,700.00	41%
10778	Urban Habitat	Landscape Maintenance		\$ 20,562.00	\$ 20,562.00	\$ 67,900.00	\$ 47,338.00	30%
10772	CV Strategies	2021 Public Outreach		\$ 58,681.25	\$ 58,681.25	\$ 99,330.00	\$ 40,648.75	59%
10668	Thomas Harder & Co.	Engineering Svcs - Well Nos. 1A and 2A	\$ 44,666.85	\$ 9,505.00	\$ 54,171.85	\$ 261,000.00	\$ 206,828.15	21%
10668	Thomas Harder & Co.	Engineering Svcs - Well Nos. 30 and 31	\$ 21,841.00	\$ -	\$ 21,841.00	\$ 261,000.00	\$ 239,159.00	8%
10266	Cozad & Fox	Engineering Svcs - Noble Tank and Pipeline	\$ 180,600.38	\$ 3,151.80	\$ 183,752.18	\$ 193,000.00	\$ 9,247.82	95%
10266	Cozad & Foz	2020-2021 Replacement Pipeline Project Engineering Services	\$ -	\$ 23,399.70	\$ 23,399.70	\$ 188,000.00	\$ 188,000.00	12%
10674	Michael Baker International	Engineering Svcs - 2017 Pipeline Replacements	\$ 141,934.66	\$ 466.91	\$ 142,401.57	\$ 190,000.00	\$ 47,598.43	75%
10608	Koff & Associates	Classification Study	\$ -	\$ 19,917.50	\$ 19,917.50	\$ 29,915.00	\$ 9,997.50	67%
10608	Koff & Associates	Compensation Study	\$ -	\$ 3,255.00	\$ 3,255.00	\$ 27,962.00	\$ 27,962.00	12%
10997	Redistricting Insights	Demography/Redistricting Services	\$ -	\$ 10,400.00	\$ 10,400.00	\$ 34,000.00	\$ 34,000.00	31%
10986	Best Drilling and Pump, Inc.	Well 14	\$ -	\$ 84,400.00	\$ 84,400.00	\$ 76,989.00	\$ (7,411.00)	110%
10429	Legend Pump and Well Services, Inc.	Well 24 Rehabilitation	\$ -	\$ 142,744.00	\$ 142,744.00	\$ 245,900.00	\$ 103,156.00	58%
10103	Merlin Johnson, Inc.	Antonell Court Pipeline Replacement	\$ -	\$ 154,578.00	\$ 154,578.00	\$ 200,000.00	\$ 200,000.00	77%
10429	Legend Pump and Well Services, Inc.	Well 29 Emergency	\$ -	\$ 27,666.00	\$ 27,666.00	\$ 250,000.00	\$ 222,334.00	11%
10429	Legend Pump and Well Services, Inc.	Well 25 Emergency	\$ -	\$ 5,683.62	\$ 5,683.62	\$ 250,000.00	\$ 244,316.38	2%
10828	NeoGov	HR Information System	\$ -	\$ 22,878.79	\$ 22,878.79	\$ 81,831.84	\$ 58,953.05	28%
10103	Merlin Johnson, Inc.	MDP Line 16 Pipeline Relocation Project and Noble Creek Recharge Facilities Phase II Pond Bank Grading	\$ -	\$ -	\$ -	\$ 81,831.84	\$ 81,831.84	0%

Staff Report prepared by William Clayton, Senior Finance and Administrative Analyst

**Beaumont-Cherry Valley Water District**  
**Year-To-Date Analysis of Electric Cost to Pump Groundwater**  
**Through September**  
**Comparison**

**"DRAFT"**

<b>Total Electric Bill Per AF Produced</b>				
<b>WELL<sup>(1)</sup></b>	<b>2021</b>	<b>2020</b>	<b>2019</b>	<b>2018</b>
<b>CANYON WELLS</b>				
WELL RR1	\$ -	\$ -	\$ -	\$ -
WELL 4A	\$ 82.43	\$ 14.69	\$ 48.66	\$ 52.13
WELL 5	\$ 39.20	\$ 29.21	\$ 29.82	\$ 25.37
WELL 6	\$ 46.57	\$ 71.75	\$ 54.38	\$ 46.18
WELL 9A	\$ -	\$ -	\$ -	\$ -
WELL 10	\$ 421.30	\$ 86.12	\$ -	\$ 416.19
WELL 11	\$ 97.31	\$ 59.47	\$ 64.63	\$ 87.94
WELL 12/13	\$ 60.79	\$ 53.70	\$ 67.18	\$ 40.71
WELL 14	\$ 36.18	\$ 383.93	\$ 296.07	\$ 256.67
WELL 18	\$ 83.36	\$ 69.93	\$ -	\$ -
WELL 19	\$ 274.22	\$ 50.45	\$ 37.51	\$ 109.93
WELL 20	\$ 60.02	\$ 41.65	\$ 33.61	\$ 30.34
<b>TOTAL CANYON WELLS</b>	<b>\$ 69.71</b>	<b>\$ 59.65</b>	<b>\$ 63.97</b>	<b>\$ 62.63</b>
<b>CITY WELLS</b>				
WELL 3	\$ 130.28	\$ 123.88	\$ -	\$ 163.85
WELL 16	\$ 200.64	\$ 205.93	\$ 369.61	\$ 197.95
WELL 21	\$ 110.44	\$ 118.10	\$ 89.06	\$ 75.86
WELL 22	\$ 154.07	\$ 88.79	\$ 103.96	\$ 142.70
WELL 23	\$ 180.63	\$ 147.54	\$ 165.37	\$ 132.87
WELL 24	\$ 211.06	\$ 108.82	\$ 104.70	\$ 99.14
WELL 25	\$ 194.49	\$ 168.36	\$ 137.75	\$ 154.76
WELL 26	\$ 116.49	\$ 110.82	\$ 106.20	\$ 121.12
WELL 29	\$ 212.63	\$ 204.02	\$ 172.77	\$ 168.51
<b>TOTAL CITY WELLS</b>	<b>\$ 166.77</b>	<b>\$ 142.90</b>	<b>\$ 124.73</b>	<b>\$ 122.87</b>
<b>BOOSTER STATIONS - NO ADDITIONAL PRODUCTION</b>				
BOOSTERS 21A & B	\$ -	\$ -	\$ -	\$ -
HIGHLAND SPRINGS	\$ -	\$ -	\$ -	\$ -
NOBLE BOOSTER	\$ -	\$ -	\$ -	\$ -
UPPER EDGAR BOOSTER	\$ -	\$ -	\$ -	\$ -
12TH & PALM BOOSTERS	\$ -	\$ -	\$ -	\$ -
4A BOOSTER	\$ -	\$ -	\$ -	\$ -
<b>TOTAL BOOSTER STATIONS</b>	<b>\$ 8.36</b>	<b>\$ 9.32</b>	<b>\$ 6.38</b>	<b>\$ 7.90</b>

<sup>(1)</sup> Data is still being aggregated and consolidated - SCE billing for some facilities can be behind by a month or more

**Beaumont-Cherry Valley Water District**  
**Year-To-Date Analysis of Electric Cost to Pump Groundwater**  
**Through September 2021**

**"DRAFT"**

<b>WELL<sup>(1)</sup></b>	<b>CCF Produced</b>	<b>AF Produced</b>	<b>Total Electric Bill</b>	<b>Total Electric Bill Per CCF Produced</b>	<b>Total Electric Bill Per AF Produced</b>
<i>CANYON WELLS</i>					
WELL RR1	-	-	\$ -	\$ -	\$ -
WELL 4A	112,512	258.2920	\$ 21,289.83	\$ 0.19	\$ 82.43
WELL 5	50,671	116.3253	\$ 4,560.31	\$ 0.09	\$ 39.20
WELL 6	51,480	118.1816	\$ 5,503.72	\$ 0.11	\$ 46.57
WELL 9A	-	-	\$ 130.83	\$ -	\$ -
WELL 10	1,304	2.9924	\$ 1,260.70	\$ 0.97	\$ 421.30
WELL 11	15,804	36.2801	\$ 3,530.25	\$ 0.22	\$ 97.31
WELL 12/13	77,293	177.4401	\$ 10,785.76	\$ 0.14	\$ 60.79
WELL 14	5,848	13.4240	\$ 485.70	\$ 0.08	\$ 36.18
WELL 18	17,086	39.2236	\$ 3,269.81	\$ 0.19	\$ 83.36
WELL 19	5,811	13.3391	\$ 3,657.80	\$ 0.63	\$ 274.22
WELL 20	18,759	43.0654	\$ 2,584.58	\$ 0.14	\$ 60.02
<i>TOTAL CANYON WELLS</i>	<i>356,566</i>	<i>818.5636</i>	<i>\$ 57,059.29</i>	<i>\$ 0.16</i>	<i>\$ 69.71</i>
<i>CITY WELLS</i>					
WELL 3	348,151	799.2447	\$ 104,123.49	\$ 0.30	\$ 130.28
WELL 16	182,290	418.4803	\$ 83,962.14	\$ 0.46	\$ 200.64
WELL 21	617,822	1,418.3242	\$ 156,637.13	\$ 0.25	\$ 110.44
WELL 22	329,776	757.0615	\$ 116,639.14	\$ 0.35	\$ 154.07
WELL 23	867,819	1,992.2383	\$ 359,867.52	\$ 0.41	\$ 180.63
WELL 24	46,581	106.9353	\$ 22,569.46	\$ 0.48	\$ 211.06
WELL 25	909,413	2,087.7241	\$ 406,049.91	\$ 0.45	\$ 194.49
WELL 26	467,511	1,073.2576	\$ 125,025.47	\$ 0.27	\$ 116.49
WELL 29	647,987	1,487.5735	\$ 316,300.93	\$ 0.49	\$ 212.63
<i>TOTAL CITY WELLS</i>	<i>4,417,350</i>	<i>10,140.8393</i>	<i>\$ 1,691,175.19</i>	<i>\$ 0.38</i>	<i>\$ 166.77</i>
<i>BOOSTER STATIONS - NO ADDITIONAL PRODUCTION</i>					
BOOSTERS 21A & B			\$ 69,910.35		
HIGHLAND SPRINGS			\$ 3,170.11		
NOBLE BOOSTER			\$ 13,010.52		
UPPER EDGAR BOOSTER			\$ 1,317.65		
12TH & PALM BOOSTERS			\$ 3,698.99		
4A BOOSTER			\$ 461.30		
<i>TOTAL BOOSTER STATIONS</i>	<i>4,773,916</i>	<i>10,959.4029</i>	<i>\$ 91,568.92</i>	<i>\$ 0.02</i>	<i>\$ 8.36</i>

(1) Data is still being aggregated and consolidated - SCE billing for some facilities can be  
behind by a month or more

**Beaumont-Cherry Valley Water District**  
**Year-To-Date Analysis of Electric Cost to Pump Groundwater**  
**Through September 2020**

**"DRAFT"**

<b>WELL<sup>(1)</sup></b>	<b>CCF Produced</b>	<b>AF Produced</b>	<b>Total Electric Bill</b>	<b>Total Electric Bill Per CCF Produced</b>	<b>Total Electric Bill Per AF Produced</b>
<i>CANYON WELLS</i>					
WELL RR1	-	-	\$ 207.94	\$ -	\$ -
WELL 4A	92,069	211.3613	\$ 3,105.73	\$ 0.03	\$ 14.69
WELL 5	75,110	172.4288	\$ 5,036.05	\$ 0.07	\$ 29.21
WELL 6	37,315	85.6625	\$ 6,146.66	\$ 0.16	\$ 71.75
WELL 9A	-	-	\$ 106.66	\$ -	\$ -
WELL 10	16,403	37.6552	\$ 3,243.00	\$ 0.20	\$ 86.12
WELL 11	18,920	43.4337	\$ 2,583.16	\$ 0.14	\$ 59.47
WELL 12/13	95,411	219.0331	\$ 11,762.73	\$ 0.12	\$ 53.70
WELL 14	20,490	47.0376	\$ 18,059.29	\$ 0.88	\$ 383.93
WELL 18	16,067	36.8850	\$ 2,579.19	\$ 0.16	\$ 69.93
WELL 19	39,172	89.9258	\$ 4,536.48	\$ 0.12	\$ 50.45
WELL 20	26,412	60.6331	\$ 2,525.34	\$ 0.10	\$ 41.65
<i>TOTAL CANYON WELLS</i>	<i>437,367</i>	<i>1,004.0562</i>	<i>\$ 59,892.23</i>	<i>\$ 0.14</i>	<i>\$ 59.65</i>
<i>CITY WELLS</i>					
WELL 3	303,654	697.0937	\$ 86,355.82	\$ 0.28	\$ 123.88
WELL 16	82,449	189.2769	\$ 38,977.88	\$ 0.47	\$ 205.93
WELL 21	347,301	797.2934	\$ 94,162.41	\$ 0.27	\$ 118.10
WELL 22	306,783	704.2769	\$ 62,535.87	\$ 0.20	\$ 88.79
WELL 23	840,436	1,929.3756	\$ 284,665.09	\$ 0.34	\$ 147.54
WELL 24	558,482	1,282.0983	\$ 139,512.17	\$ 0.25	\$ 108.82
WELL 25	771,727	1,771.6407	\$ 298,270.18	\$ 0.39	\$ 168.36
WELL 26	422,144	969.1082	\$ 107,396.42	\$ 0.25	\$ 110.82
WELL 29	569,634	1,307.6997	\$ 266,790.62	\$ 0.47	\$ 204.02
<i>TOTAL CITY WELLS</i>	<i>4,202,609</i>	<i>9,647.8632</i>	<i>\$ 1,378,666.46</i>	<i>\$ 0.33</i>	<i>\$ 142.90</i>
<i>BOOSTER STATIONS - NO ADDITIONAL PRODUCTION</i>					
BOOSTERS 21A & B			\$ 62,312.94		
HIGHLAND SPRINGS			\$ 4,663.47		
NOBLE BOOSTER			\$ 9,391.50		
UPPER EDGAR BOOSTER			\$ 1,405.04		
12TH & PALM BOOSTERS			\$ 18,992.20		
4A BOOSTER			\$ 2,478.36		
<i>TOTAL BOOSTER STATIONS</i>	<i>4,639,976</i>	<i>10,651.9195</i>	<i>\$ 99,243.51</i>	<i>\$ 0.02</i>	<i>\$ 9.32</i>

(1) Data is still being aggregated and consolidated - SCE billing for some facilities can be  
behind by a month or more

Year-To-Date Analysis of Electric Cost to Pump Groundwater

Through September 2020

BC

11/24/2021

**Beaumont-Cherry Valley Water District**  
**Year-To-Date Analysis of Electric Cost to Pump Groundwater**  
**Through September 2019**

**"DRAFT"**

<b>WELL<sup>(1)</sup></b>	<b>CCF Produced</b>	<b>AF Produced</b>	<b>Total Electric Bill</b>	<b>Total Electric Bill Per CCF Produced</b>	<b>Total Electric Bill Per AF Produced</b>
<i>CANYON WELLS</i>					
WELL RR1	-	-	\$ 230.30	\$ -	\$ -
WELL 4A	156,663	359.6488	\$ 17,500.96	\$ 0.11	\$ 48.66
WELL 5	60,352	138.5500	\$ 4,130.98	\$ 0.07	\$ 29.82
WELL 6	54,978	126.2117	\$ 6,863.78	\$ 0.12	\$ 54.38
WELL 9A	-	-	\$ 137.13	\$ -	\$ -
WELL 10	0	0.0002	\$ 439.25	\$ -	\$ -
WELL 11	15,456	35.4819	\$ 2,293.21	\$ 0.15	\$ 64.63
WELL 12/13	64,840	148.8517	\$ 10,000.15	\$ 0.15	\$ 67.18
WELL 14	28,416	65.2344	\$ 19,314.11	\$ 0.68	\$ 296.07
WELL 18	-	-	\$ 370.93	\$ -	\$ -
WELL 19	49,599	113.8629	\$ 4,271.06	\$ 0.09	\$ 37.51
WELL 20	33,887	77.7932	\$ 2,614.68	\$ 0.08	\$ 33.61
<i>TOTAL CANYON WELLS</i>	<i>464,191</i>	<i>1,065.6348</i>	<i>\$ 68,166.54</i>	<i>\$ 0.15</i>	<i>\$ 63.97</i>
<i>CITY WELLS</i>					
WELL 3	255	0.5854	\$ 4,814.39	\$ 18.88	\$ -
WELL 16	9,710	22.2911	\$ 8,238.97	\$ 0.85	\$ 369.61
WELL 21	799,885	1,836.2833	\$ 163,534.46	\$ 0.20	\$ 89.06
WELL 22	196,398	450.8678	\$ 46,871.76	\$ 0.24	\$ 103.96
WELL 23	526,397	1,208.4412	\$ 199,842.77	\$ 0.38	\$ 165.37
WELL 24	616,854	1,416.1019	\$ 148,259.19	\$ 0.24	\$ 104.70
WELL 25	910,496	2,090.2112	\$ 287,920.05	\$ 0.32	\$ 137.75
WELL 26	345,084	792.2039	\$ 84,129.35	\$ 0.24	\$ 106.20
WELL 29	284,790	653.7879	\$ 112,956.55	\$ 0.40	\$ 172.77
<i>TOTAL CITY WELLS</i>	<i>3,689,869</i>	<i>8,470.7736</i>	<i>\$ 1,056,567.49</i>	<i>\$ 0.29</i>	<i>\$ 124.73</i>
<i>BOOSTER STATIONS - NO ADDITIONAL PRODUCTION</i>					
BOOSTERS 21A & B			\$ 46,429.33		
HIGHLAND SPRINGS			\$ 3,046.45		
NOBLE BOOSTER			\$ 6,696.70		
UPPER EDGAR BOOSTER			\$ 1,500.61		
12TH & PALM BOOSTERS			\$ 2,759.01		
4A BOOSTER			\$ 377.28		
<i>TOTAL BOOSTER STATIONS</i>	<i>4,154,060</i>	<i>9,536.4084</i>	<i>\$ 60,809.38</i>	<i>\$ 0.01</i>	<i>\$ 6.38</i>

<sup>(1)</sup> Data is still being aggregated and consolidated - SCE billing for some facilities can be behind by a month or more

**Beaumont-Cherry Valley Water District**  
**Year-To-Date Analysis of Electric Cost to Pump Groundwater**  
**Through September 2018**

**"DRAFT"**

<b>WELL<sup>(1)</sup></b>	<b>CCF Produced</b>	<b>AF Produced</b>	<b>Total Electric Bill</b>	<b>Total Electric Bill Per CCF Produced</b>	<b>Total Electric Bill Per AF Produced</b>
<i>CANYON WELLS</i>					
WELL RR1	-	-	\$ 323.23	\$ -	\$ -
WELL 4A	160,827	369.2080	\$ 19,245.18	\$ 0.12	\$ 52.13
WELL 5	68,796	157.9330	\$ 4,006.30	\$ 0.06	\$ 25.37
WELL 6	69,807	160.2551	\$ 7,400.03	\$ 0.11	\$ 46.18
WELL 9A	10	0.0234	\$ 236.93	\$ 23.25	\$ -
WELL 10	846	1.9421	\$ 808.30	\$ 0.96	\$ 416.19
WELL 11	7,641	17.5420	\$ 1,542.65	\$ 0.20	\$ 87.94
WELL 12/13	60,994	140.0230	\$ 5,700.76	\$ 0.09	\$ 40.71
WELL 14	33,463	76.8193	\$ 19,716.92	\$ 0.59	\$ 256.67
WELL 18	-	-	\$ 387.85	\$ -	\$ -
WELL 19	5,015	11.5122	\$ 1,265.59	\$ 0.25	\$ 109.93
WELL 20	27,739	63.6807	\$ 1,932.08	\$ 0.07	\$ 30.34
<i>TOTAL CANYON WELLS</i>	<i>435,138</i>	<i>998.9387</i>	<i>\$ 62,565.82</i>	<i>\$ 0.14</i>	<i>\$ 62.63</i>
<i>CITY WELLS</i>					
WELL 3	54,829	125.8701	\$ 20,623.90	\$ 0.38	\$ 163.85
WELL 16	73,633	169.0381	\$ 33,460.64	\$ 0.45	\$ 197.95
WELL 21	943,532	2,166.0514	\$ 164,323.01	\$ 0.17	\$ 75.86
WELL 22	141,521	324.8875	\$ 46,360.73	\$ 0.33	\$ 142.70
WELL 23	832,963	1,912.2199	\$ 254,076.39	\$ 0.31	\$ 132.87
WELL 24	719,601	1,651.9766	\$ 163,778.73	\$ 0.23	\$ 99.14
WELL 25	609,121	1,398.3494	\$ 216,405.17	\$ 0.36	\$ 154.76
WELL 26	263,272	604.3893	\$ 73,202.32	\$ 0.28	\$ 121.12
WELL 29	516,128	1,184.8669	\$ 199,662.04	\$ 0.39	\$ 168.51
<i>TOTAL CITY WELLS</i>	<i>4,154,600</i>	<i>9,537.6492</i>	<i>\$ 1,171,892.93</i>	<i>\$ 0.28</i>	<i>\$ 122.87</i>
<i>BOOSTER STATIONS - NO ADDITIONAL PRODUCTION</i>					
BOOSTERS 21A & B			\$ 57,076.00		
HIGHLAND SPRINGS			\$ 3,263.87		
NOBLE BOOSTER			\$ 13,075.83		
UPPER EDGAR BOOSTER			\$ 1,370.39		
12TH & PALM BOOSTERS			\$ 7,289.92		
4A BOOSTER			\$ 1,189.66		
<i>TOTAL BOOSTER STATIONS</i>	<i>4,589,738</i>	<i>10,536.5879</i>	<i>\$ 83,265.67</i>	<i>\$ 0.02</i>	<i>\$ 7.90</i>

<sup>(1)</sup> Data is still being aggregated and consolidated - SCE billing for some facilities can be behind by a month or more

# Beaumont-Cherry Valley Water District

## Review of Revenues Loss, Accounts Receivable Balances, and Cash Flows as related to the ongoing COVID-19 Local State of Emergency

**Table 1 - Inactivation Fee Revenue Loss for Non-Payment Customers as of 10/31/2021**

Remaining Number of Non-Shutoffs (would have been shut off due to non-payment)

Timeframe	Quantity of Non-Payment Customers	Inactivation Fee for Non-Payment	Loss of Revenue (Qty x Fee)	Loss of Revenue Cumulative to Date
3/27/20 to 3/31/20	0	\$ 50.00	\$ -	
4/01/20 to 4/30/20	139	\$ 50.00	\$ 6,950.00	\$ 6,950.00
5/01/20 to 5/31/20	77	\$ 50.00	\$ 3,850.00	\$ 10,800.00
6/01/20 to 6/30/20	53	\$ 50.00	\$ 2,650.00	\$ 13,450.00
7/01/20 to 7/31/20	252	\$ 50.00	\$ 12,600.00	\$ 26,050.00
8/01/20 to 8/31/20	171	\$ 50.00	\$ 8,550.00	\$ 34,600.00
9/01/20 to 9/30/20	182	\$ 50.00	\$ 9,100.00	\$ 43,700.00
10/01/20 to 10/31/20	158	\$ 50.00	\$ 7,900.00	\$ 51,600.00
11/01/20 to 11/30/20	216	\$ 50.00	\$ 10,800.00	\$ 62,400.00
12/01/20 to 12/31/20	971	\$ 50.00	\$ 48,550.00	\$ 110,950.00
01/01/21 to 01/31/21	950	\$ 50.00	\$ 47,500.00	\$ 158,450.00
02/01/21 to 02/28/21	442	\$ 50.00	\$ 22,100.00	\$ 180,550.00
03/01/21 to 03/31/21	498	\$ 50.00	\$ 24,900.00	\$ 205,450.00
04/01/21 to 04/30/21	225	\$ 50.00	\$ 11,250.00	\$ 216,700.00
05/01/21 to 05/31/21	227	\$ 50.00	\$ 11,350.00	\$ 228,050.00
06/01/21 to 06/30/21	718	\$ 50.00	\$ 35,900.00	\$ 263,950.00
07/01/21 to 07/31/21	361	\$ 50.00	\$ 18,050.00	\$ 282,000.00
08/01/21 to 08/31/21	295	\$ 50.00	\$ 14,750.00	\$ 296,750.00
09/01/21 to 09/30/21	213	\$ 50.00	\$ 10,650.00	\$ 307,400.00
10/01/21 to 10/31/21	816	\$ 50.00	\$ 40,800.00	\$ 348,200.00
<b>Total Non-Payment Customers</b>	<b>6964</b>		<b>\$ 348,200.00</b>	

**Table 2**

### **Total Revenue Loss (Due to COVID-19) (Cumulative to Date)**

Inactivation Fee Revenue Loss (\$50 each) for Non-Payment Customers

Late Notification Fees Revenue Loss (\$5 each) waived

Credit Card Processing Fees Revenue Loss (\$1.75 each) waived

	10/31/2021	9/30/2021	8/31/2021
	\$ 348,200.00	\$ 307,400.00	\$ 296,750.00
	\$ 75,415.00	\$ 75,415.00	\$ 75,415.00
	\$ 63,425.25	\$ 63,425.25	\$ 63,425.25
<b>Total</b>	<b>\$ 487,040.25</b>	<b>\$ 446,240.25</b>	<b>\$ 420,840.25</b>

# Beaumont-Cherry Valley Water District

## Review of Revenues Loss, Accounts Receivable Balances, and Cash Flows as related to the ongoing COVID-19 Local State of Emergency

**Table 3**

Total Customer Payment Plans Requested of 10/31/2021

Timeframe	# Plans Issued	Payment Plan Amounts Issued	Remaining balance
As of 03/31/20	5	\$ 5,080.46	\$ -
4/01/20 to 4/30/20	3	\$ 573.77	\$ -
5/01/20 to 5/31/20	0	\$ -	\$ -
6/01/20 to 6/30/20	13	\$ 2,370.80	\$ -
7/01/20 to 7/31/20	14	\$ 29,506.27	\$ -
8/01/20 to 8/31/20	6	\$ 35,094.09	\$ -
9/01/20 to 9/30/20	10	\$ 1,885.52	\$ 254.48
10/01/20 to 10/31/20	12	\$ 2,756.06	\$ -
11/01/20 to 11/30/20	6	\$ 1,525.49	\$ -
12/01/20 to 12/31/20	12	\$ 3,067.60	\$ -
01/01/21 to 01/31/21	9	\$ 2,912.20	\$ -
02/01/21 to 02/28/21	3	\$ 2,411.74	\$ 341.17
03/01/21 to 03/31/21	2	\$ 5,917.36	\$ -
04/01/21 to 04/30/21	3	\$ 607.48	\$ -
05/01/21 to 05/31/21	4	\$ 2,154.00	\$ 436.86
06/01/21 to 06/30/21	10	\$ 2,783.05	\$ 35.00
07/01/21 to 07/31/21	9	\$ 5,371.39	\$ 1,793.86
08/01/21 to 08/31/21	17	\$ 6,268.75	\$ 2,121.63
09/01/21 to 09/30/21	22	\$ 6,728.67	\$ 4,785.55
10/01/21 to 10/31/21	6	\$ 1,105.13	\$ 1,105.13
<b>Total Payment Plan Requests</b>	<b>166</b>	<b>\$ 118,119.83</b>	<b>\$ 10,873.68</b>

Payment plans that were requested from March 2020 to the date of the report

SB 998 (effective 2/1/2020) gives the customers 60 days after delinquency to pay

**Table 4**

Number of Accounts With Past Due Balances as of 10/31/2021

Status	# of accounts	% of Total	Amount due	% of Balance
Bal Over 120	435	2.16%	\$ 310,532.10	12.53%
Bal 90 to 120	263	1.31%	\$ 76,994.92	3.11%
Bal 60 to 90	763	3.80%	\$ 200,112.63	8.08%
Bal 30 to 60	2,186	10.88%	\$ 762,509.17	30.78%
Current	16,451	81.85%	\$ 1,127,381.70	45.50%
	<b>20,098</b>		<b>\$ 2,477,530.52</b>	

Number of Accounts With Past Due Balances as of 09/30/2021

Status	# of accounts	% of Total	Amount due	% of Total
Bal Over 120	453	2.29%	\$ 281,594.19	11.37%
Bal 90 to 120	236	1.19%	\$ 57,388.18	2.32%
Bal 60 to 90	753	3.80%	\$ 191,087.59	7.71%
Bal 30 to 60	1,977	9.98%	\$ 795,070.28	32.09%
Current	16,388	82.74%	\$ 1,011,034.94	40.81%
	<b>19,807</b>		<b>\$ 2,336,175.18</b>	

# Beaumont-Cherry Valley Water District Review of Revenues Loss, Accounts Receivable Balances, and Cash Flows as related to the ongoing COVID-19 Local State of Emergency

Table 5  
Statement of Cash Flows (unaudited)  
For the Eleven Months\* Ended November 24, 2021 and November 30, 2020

YEAR-TO-DATE CASH & INVESTMENT FLOWS	November 24, 2021	November 30, 2020	For reference only November 30, 2019	\$ Change 2021 to 2020
<b>Cash flows from operating activities:</b>				
Receipts from customers	\$ 14,191,663	\$ 12,936,235	\$ 10,920,019	\$ 1,255,428
Receipts from developers (unrestricted)	929,930	622,618	783,503	307,311
Other receipts	374,776	108,374	308,418	266,402
Payments to employees for salaries and benefits	(4,030,454)	(3,904,025)	(3,716,848)	(126,429)
Payments to suppliers and service providers	(5,471,079)	(8,413,221)	(8,491,169)	2,942,142
Receipt (refund) of customer deposits	(142,874)	(53,691)	22,967	(89,183)
Net cash (used) provided (for) by operating activities	5,851,962	1,296,291	(173,110)	4,555,672
<b>Cash flows from capital and related financing activities:</b>				
Acquisition and construction of capital assets	(2,853,741)	(1,758,011)	(1,759,401)	\$ (1,095,731)
Cash received from sale of capital assets	-	-	15,840	-
Capital contributions	7,873,578	3,750,534	3,034,829	4,123,045 (1)
Net cash provided by capital and related financing activities	5,019,837	1,992,523	1,291,268	3,027,314
<b>Cash flows from investing activities:</b>				
Interest received	239,887	846,268	1,448,488	(606,381) (2)
Gain/(loss) on investments	(303,436)	(122,005)	51,786	(181,431) (3)
Net cash provided by investing activities	(63,549)	724,263	1,500,274	(787,812)
Net increase in cash and cash equivalents	10,808,250	4,013,077	2,618,432	6,976,605
<b>Cash and investments, beginning of year</b>	66,512,951	61,365,441	58,656,814	5,147,510
<b>Cash and investments, November 24/30/30</b>	<b>\$ 77,321,201</b>	<b>\$ 65,378,518</b>	<b>\$ 61,275,246</b>	<b>\$ 12,124,115</b>

# Beaumont-Cherry Valley Water District Review of Revenues Loss, Accounts Receivable Emergency

YEAR-TO-DATE CASH & INVESTMENT FLOWS				
CASH & INVESTMENT BALANCE CLASSIFICATIONS				
	November 24, 2021	November 30, 2020	For reference only November 30, 2019	\$ Change 2021 to 2020
<b>Restricted Cash and Investments</b>				
Restricted Cash and Investments - Capital Commitments	\$ 41,012,025	\$ 30,260,421	\$ 27,796,671	\$ 10,751,604
Restricted Cash and Investments - Funds Held for Others	3,999,115	3,032,916	3,130,296	966,199
<b>Total Restricted Cash and Investments</b>	<b>\$ 45,011,140</b>	<b>\$ 33,293,337</b>	<b>\$ 30,926,967</b>	<b>\$ 11,717,803</b>
<b>Unrestricted Cash and Investments</b>				
Designated:				
Reserve for Operations (3 months of budg. op. expenses)	\$ 4,693,254	\$ 3,583,299	\$ 3,371,679	\$ 1,109,955
Emergency Reserve (15% of budg. op. expenses)	\$ 2,815,953	2,149,979	1,917,641	665,974
Capital Replacement Reserve	24,800,854	26,351,903	25,058,959	(1,551,048)
<b>Total Unrestricted Cash and Investments</b>	<b>\$ 32,310,061</b>	<b>\$ 32,085,181</b>	<b>\$ 30,348,279</b>	<b>\$ 224,881</b>
<b>Total Cash and Investments</b>	<b>\$ 77,321,201</b>	<b>\$ 65,378,518</b>	<b>\$ 61,275,246</b>	<b>\$ 11,942,684</b>

**NOTES:**

\*Report prepared on 11/24/2021, excludes de minimis November activity

- (1) Tracts 37697 (Woodside-73 units), 37698 (Woodside-126 units), 27971-11 (William Lyons-58 units), 27971-12 (William Lyons-61 units), 31462-21 (DR Horton-167 units), 31462-22 (DR Horton-101 units), 27971-9 (Taylor Morrison-100 units), 27971-10 (Taylor Morrison-151 units)
- (2) Interest received in 2021 has dropped off significantly due to low rates
- (3) This is due to a reversal of a 2020 year end accounting entry, not a true cash amount. If assets in CalTRUST had been sold as of 9/30/2021, the District would have recognized a gain of \$266,930



**Beaumont-Cherry Valley Water District  
Finance and Audit Committed Meeting  
December 2, 2021**

Item 9

**STAFF REPORT**

**TO:** Finance and Audit Committee

**FROM:** Finance and Administrative Services

**SUBJECT:** **Draft BCVWD Fiscal Year 2022 Operating & Capital Improvement Budget  
Preliminary Finances and 2021 Carryovers**

---

**Staff Recommendation**

No recommendation. Information for discussion regarding draft budget document that will be presented at the Budget Workshop on December 8, 2021.

**Background**

The Finance and Administrative Services Department prepares the annual Operating and Capital Improvement Budget. In the past, the department has prepared the projected financials for presentation at the budget workshop scheduled in early December, with the intention of submitting the full budget document to the Board for approval before year end.

At the Special Finance & Audit Committee meeting on November 22, 2021, staff presented the first draft of the 2022 Operating and Capital Improvement Budget. After discussion, advisement from the Committee, and additional staff reviews, staff updated the 2022 Operating and Capital Improvement Budget with the intention of providing the updated document to the Board at the December 8, 2021, Budget Workshop.

At the Finance & Audit Committee meeting on November 4, 2021, staff presented a handout listing the anticipated unspent funds budgeted for fiscal year 2021 to be carried over to the 2022 fiscal year. The list was of encumbered or known individual operating expenses in the amount of \$5,000 or more that were anticipated to be spent under a contract or purchase order. This new report includes funding for equipment and vehicle purchases and capital projects that are not yet complete that are to be carried forward as a matter of routine. Department requests for the carryover of operating funds are reviewed in detail by the Finance and Administrative Services Department and must be justified by the requesting Department.

**Fiscal Impact**

The proposed 2022 Operating & Capital Improvement Budget includes the proposed gross revenues in the amount of \$26,175,000 and the proposed gross expenses in the amount \$21,640,800.

Staff also requests that \$146,200 in unspent funds budgeted for fiscal year 2021 be carried over to the 2022 fiscal year.



### **Attachments**

- Attachment A – 2022 Operating & Capital Improvement Budget (DRAFT)
- Attachment B – Preliminary Fiscal Year 2021 Operating Budget Carryovers

Staff Report prepared by Sylvia Molina, Senior Accountant

## Board of Directors




Daniel Slawson  
President



Lona Williams  
Vice-President



Andy Ramirez  
Secretary



David Hoffman  
Treasurer



John Covington  
Director

## General Manager



Daniel Jaggers

## BCVWD Staff



*Prepared by the Finance and Administrative Services Department*

## Table of Contents

Budget Message .....	i
Overview .....	1
About the Community .....	1
About the Beaumont-Cherry Valley Water District .....	5
Accounting, Budgeting, and Rate-Setting Structure.....	7
Financial Guidelines and Policies.....	10
Operating Budget-Water Enterprise Fund.....	13
How is Water Measured?.....	14
Financial Summary- Water Enterprise Fund .....	16
Water Enterprise Fund – Statement of Revenues, Expenses, and Changes in Fund Balance (Unrestricted Reserves).....	19
Revenue Detail.....	21
Operating Revenue.....	21
Non-Operating Revenue .....	25
Operating Expenses Detail .....	27
Personnel Summary by Department .....	30
Board of Directors.....	32
Engineering.....	34
Finance and Administrative Services.....	39
Professional Services .....	43
Finance and Administrative Services.....	44
Human Resources and Risk Management .....	48
Information Technology .....	50
Operations .....	55
Source of Supply.....	57
Transmission and Distribution.....	59
Inspections .....	61
Customer Service and Meter Reading .....	63
Maintenance and General Plant .....	65
Budget Detail.....	68
Revenues: 2021 Adopted (Amended) Budget versus 2021 Projected Actuals versus 2022 Proposed Budget...	69

Expenses: 2021 Adopted (Amended) Budget versus 2021 Projected Actuals versus 2022 Proposed Budget ...	71
Account Descriptions .....	78
2022 Salary Schedule .....	96
Capital Improvements .....	97
Appendices - Capital Improvements .....	104
Appendix A.....	105
Appendix B.....	106
Appendix C.....	107

DRAFT

# Budget Message—DRAFT

*December 21, 2021*

## **To the Board of Directors, Customers, and Stakeholders of the Beaumont-Cherry Valley Water District:**

For over one hundred years, the Beaumont-Cherry Valley Water District (BCVWD or District) has provided residents and businesses in the City of Beaumont and the community of Cherry Valley with a safe and reliable water supply.

The purpose of this budget is to provide customers, the Board of Directors, and other stakeholders with reliable financial information about the District. Through the process of planning and preparing the budget, the District assesses its plans and goals for the foreseeable future by identifying and estimating the spending of financial resources.

The budget was prepared after considering major policy issues that impact District revenues such as reasonable water conservation efforts and changes in the local rate of development.

The fundamental theme of the document is to present a balanced Budget with conservative estimates for revenues and realistic expense projections.

## **Notable Accomplishments**

In 2021, the District continued to address the impacts of COVID-19 by implementing a District-wide COVID-19 Prevention Program (CPP) in compliance with updated Cal/OSHA requirements. This included training all staff in best practices, creating a daily tracking process, and establishing an Emergency Preparedness Committee for implementation of the District's Emergency Response Plan (ERP). Additionally, the District proactively expanded on the Backup and Disaster Recovery Plan to ensure business continuity. The District also completed the 2020 Urban Water Management Plan (UWMP) and the 2020 Water Shortage Contingency Plan (WSCP), continuing to analyze District services, and the supporting infrastructure, to identify areas of improvement to better service the local community. This included the completion of the Grand Avenue Storm Drain (MDP Line 16) design and bid to move forward with the project, as well as initiating the Grand Avenue Storm Drain (MDP Line 16) Grading, and Pipeline Relocation Projects. In addition to the investment in District facilities, the District has invested in professional development opportunities with a Management and Leadership Academy for management and supervisory employees as well as the centralization of the District's safety program with the implemented quarterly safety inspections.

## **Short- and Long-Term Issues Impacting the Budget**

### *Water Rates*

The District Board of Directors approved proposed changes to water rates and service charges following a public hearing on February 27, 2020, after a seven-month evaluation by an independent financial expert who studied the then-current rate structures and cost of service, balancing revenue needs with mitigating rate increases for customers. The study revealed the need for new rates and charges based on increasing operating, maintenance, and capital replacement costs, which went into effect on March 1, 2020. Fiscal Year 2022 will be the third of a five-

year period in which rates will be increased. These adjustments will provide a stable financial plan which ensures charges reflect the current and future cost recovery.

Prior to the Emergency Declaration associated with the COVID-19 pandemic, the economic health in the District's service area was very strong and unemployment rates were near all-time lows. The District has observed an increase in consumption over 2019 to date, and as such the economic impacts of the pandemic-induced shutdown and subsequent partial progress of re-opening actions by State and County officials do not appear to be having as adverse of an impact on water consumption and associated payment of water bills as was anticipated at the onset of the shutdown.

### *Delta Conveyance Project*

California's largest supply of clean water is dependent on an aging and inefficient system that cannot adequately store water when it is available. The proposed solution, the Delta Conveyance Project (DCP), will provide an alternate delivery pathway through the Delta, thereby reducing risk from earthquakes, climate change impacts (including sea level rise), and provide reliable water while protecting the environment. Part of the cost to fix California's primary water delivery system will be paid for by State Water Project (SWP) contractors and other public water agencies that rely on the supply. The California Department of Water Resources is pursuing a new environmental review and planning process for a single tunnel solution to modernize Delta conveyance. The Delta Conveyance Authority (DCA) developed a preliminary cost estimate for the DCP, and while it is still very early in the planning process, it is in the DCA's opinion that there is a 50% probability that the DCP will cost \$15.9 billion in 2019 dollars. The San Geronimo Pass Water Agency's (SGPWA) proportionate share of the estimated \$15.9 billion cost would range from about \$194 million up to \$318 million depending on participation level.

### *Sites Reservoir*

The District Board continues to provide authorization to participate as a member of the Sites Reservoir Project, a new off-stream water storage project that was contemplated as part of the initial discussions to increase opportunities for flood protection and water storage in the geographic area north of the Bay Delta. Currently in the planning stages, this reservoir is envisioned to have a maximum storage capacity of 1.5 million acre-feet (MAF), which will have the ability to store water during wet hydrologic years and release water during dry periods. The revised project is estimated to cost approximately \$3 billion, (2019 \$), down from an initial project estimate of over \$5 billion. Although it is too early in the planning process to determine the final cost to participating members, the District's Board has authorized a participation level of 4,000 acre-feet per year (AFY) of supply in conjunction with the SGPWA's 10,000 AFY of supply participation during the planning phase of this project.

### *Increasing CalPERS Costs*

Considerations at the state level include the various policy decisions presided over by the CalPERS Board that can have direct bearing on the District's financial obligations to the pension fund. There are three key policy areas that affect the District thereby causing contribution amounts to change and the measurements of unfunded accrued liability to fluctuate. Those policy areas include asset allocation across investment portfolios, which, in turn affects the second area; discount rate (or rate of return on investments of the fund); and the amortization policy, which governs the payment of unfunded accrued liability. In December 2016, the Board adopted a policy to lower the discount rate (or rate of return) from 7.5% to 7% with a three-year phase in beginning with fiscal year 2016-17. As

of fiscal year 2019, the lowered discount rate of 7% was fully implemented. Implications for the District include higher pension costs and considerations of establishing a stabilization fund in order to build budget resiliency against future policy changes by the CalPERS Board.

## **Budget Summary**

In summary, staff is proposing a budget that has estimated gross revenues of \$26,175,000 which includes \$18,727,000 of operating revenues, \$6,354,000 of capacity charges (facilities fees), and \$1,094,000 of other non-operating revenues.

The estimated gross operating expenses of \$21,640,800 allows a set aside for the Capital Replacement Fund of \$1,180,200, with \$104,000 of that amount earmarked for the District's Other Post-Employment Benefits (OPEB) Liability and \$45,000 for the Pension Liability. To date, the District has no mechanism for contributing the set aside amounts for the OPEB or Pension Liabilities either to a trust fund or to the OPEB and Pension plans themselves, but will track all funds earmarked for these purposes in the District's accounting system.

The District continues to be debt free.

### *Revenues*

The District receives funding from domestic water sales and service charges, agricultural water sales, grants, investment income, charges for miscellaneous services, and capacity charges that support future development. Water sales and pass-through charges are 67.5% of gross budgeted revenues in the budget for fiscal year 2022.

A significant source of future funding contributions continues to be the use of reserves for capital improvement projects. Those funds were set aside to start and complete capital projects identified as necessary and planned for in the District's 2017 and 2018 Ten Year Capital Improvement Plan (CIP).

### *Expenses*

The Beaumont Basin relies on imported water to protect and replenish groundwater supplies. The District's largest operating expense is for the purchase of imported water from the SWP. In fiscal year 2022, \$4,349,000, 20.1% of gross operating expenses, is appropriated for SWP water purchases of 10,900 acre-feet (AF). As a cost recovery district, the water purchases are intended to be financed through pass-through charges.

Salaries and benefits make up 34.0% of total budgeted operating expenses and include 41 full-time positions to address functions critical to providing service in accordance with best management practices.

### *Capital Improvement Budget (CIB)*

In March 2017, the Board of Directors adopted the 10 Year Capital Improvement Plan (FY 2017-2026) (CIP). The CIP was subsequently updated in March 2018. The CIP is designed to show how the District will build, maintain, and manage the assets needed to produce, treat, and distribute water while keeping costs as low as possible. This planning tool provides the framework for District investments over a ten-year horizon, while providing the flexibility to adapt to changing infrastructure needs and opportunities as they arise.

The Capital Improvement Budget (CIB) presented in this document includes only the next five years of the CIP as updated by the Board in March 2018. Any additions or changes to the CIP are documented in the CIB.

Respectfully Submitted,

Daniel Jagers  
General Manager

Dr. Kirene Manini  
Director of Finance and Administrative Services

DRAFT

# Overview

## About the Community

### History

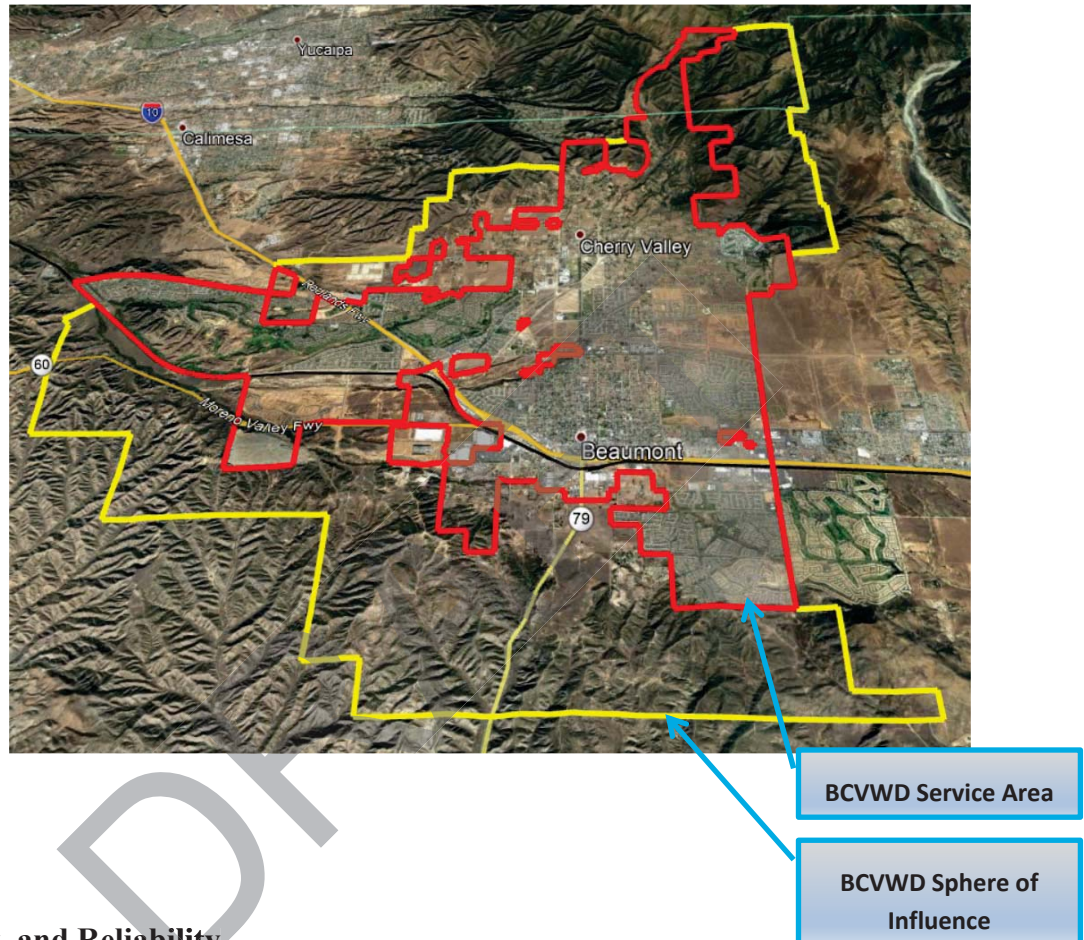
The origin of the District dates back to the latter part of the 1800's when the Southern California Investment Company was the owner of the land that currently is the City of Beaumont and the community of Cherry Valley. The Company intended to build a system of water lines for the purpose of developing subdivisions throughout the Beaumont and Cherry Valley areas. The area started to develop in the late 1880s and in 1912 the community of Beaumont was incorporated. The District was formed in 1919 as the Beaumont Irrigation District under California Irrigation District law, Water Code Section #20500 et seq. The name was changed to the Beaumont-Cherry Valley Water District in 1973. The District owns 575 acres of watershed land in Edgar Canyon in San Bernardino County and 949 acres of watershed land in Riverside County. Edgar Canyon is named after Dr. William F. Edgar, a military doctor who was in charge of a number of hospitals during the Civil War. Dr. Edgar appreciated the beauty of the land and purchased it in 1859. He planted fruits and vineyards and later established the first winery in the area. Over the years, both the name and the mission of the District have changed. Today, the Beaumont-Cherry Valley Water District continues to develop programs and policies that ensure a supply of water for the area's growing population.



## Service Area

The District's present service area covers approximately 28 square miles, virtually all of which is in Riverside County, and includes the City of Beaumont, the community of Cherry Valley, and some small areas of Calimesa.

**Figure 1**  
**BCVWD Service Area**



## Water Services, Supply, and Reliability

The District has both a potable and non-potable water distribution system. At the end of September 2021, the District had a total of 19,995 connections, an increase of 336 connections since September 30, 2020, 93.1% of which are for single family residences.

The District has a total of 24 wells and 15 tanks ranging in size from 0.5 million gallons (MG) to 5 MG. Total storage is approximately 23 MG.

Of significance to its programs and goals, the Board authorized the purchase of 78.8 acres of land, and eventually constructed the Noble Creek Recharge Facility for the recharge of imported water from the SWP. In the future, storm runoff and possibly highly treated recycled water may be recharged at the facility. These water sources would receive additional natural treatment as they recharge the groundwater much like rain and runoff, which are naturally treated as they seep into the ground to become groundwater.

The District's water supplies for the year ended December 31, 2020 of 13,818 acre-feet (AF) was comprised of 10,577 AF of imported water (76.6%), 1,279 AF of groundwater from Edgar Canyon (9.2%), and a 1,962 AF allocation of unused overlying water rights (14.2%) as determined by the Beaumont Basin Watermaster. Groundwater is pumped from Edgar Canyon and the Beaumont Basin. The allocation of unused overlying water rights within the Beaumont Basin is derived from a calculated volume of available water not produced by Overlying Parties and distributed to the Beaumont Basin Appropriators.

## Local Economy and Profile

The District is primarily located within Riverside County, the fourth largest county in the State. Riverside County and San Bernardino County comprise the Inland Empire which is one of the fastest growing metropolitan areas in the nation. The Inland Empire covers approximately 27,000 square miles with a population of about 4.6 million. Riverside County has a population of 2.4 million people and of this, the District serves approximately 60,800 between the City of Beaumont and the community of Cherry Valley. According to the State Department of Finance, Beaumont was the fastest growing California city of those with populations exceeding 30,000 in 2019. Table 1 below presents additional demographic and economic statistics for the City of Beaumont and the County of Riverside.

The District's customer base currently is comprised of mostly residential and commercial customers. Large consumers remain consistent year to year with the City of Beaumont, Beaumont Unified School District, K Hovnanian's Four Seasons, Highland Springs Country Club, and TNT Blanchard General Eng Inc. rounding out the top five users.

According to US Census Bureau projections, median household incomes within the City of Beaumont of \$84,105 are 26% higher than for the County of Riverside at \$67,005, and 12% higher than the State-wide median household income of \$75,235. Housing prices in the District's service area continue to increase incrementally. The median value of a single-family owner-occupied housing unit in the vicinity of the City of Beaumont is \$419,631, up 16.5% over the past year.

**Table 1**  
**Demographic and Economic Statistics**

**Demographic and Economic Statistics  
Last Ten Years**

Calendar Year	Population	County of Riverside		
		Median Household Income	Per Capita Personal Income	Unemployment Rate
2011	38,553	\$ 58,365	\$ 24,516	12.9%
2012	39,353	57,096	23,863	14.2%
2013	40,424	56,529	23,591	14.9%
2014	42,117	63,523	23,660	14.3%
2015	43,629	56,603	23,783	12.9%
2016	45,349	57,972	24,443	11.3%
2017	46,179	60,807	25,700	4.3%
2018	49,630	63,948	27,142	4.1%
2019	51,475	67,005	28,596	3.6%
2020	52,686	67,005	28,596	8.6%

**Sources:**

Population Source: State of California Department of Finance;

County Source: Riverside County Economic Development Agency

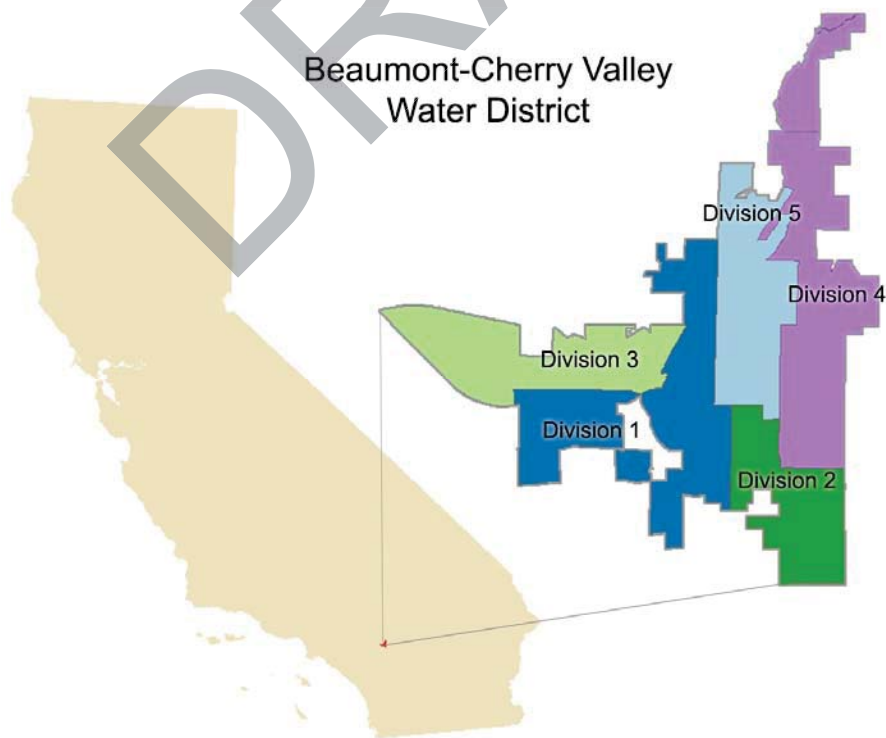


## About the Beaumont-Cherry Valley Water District

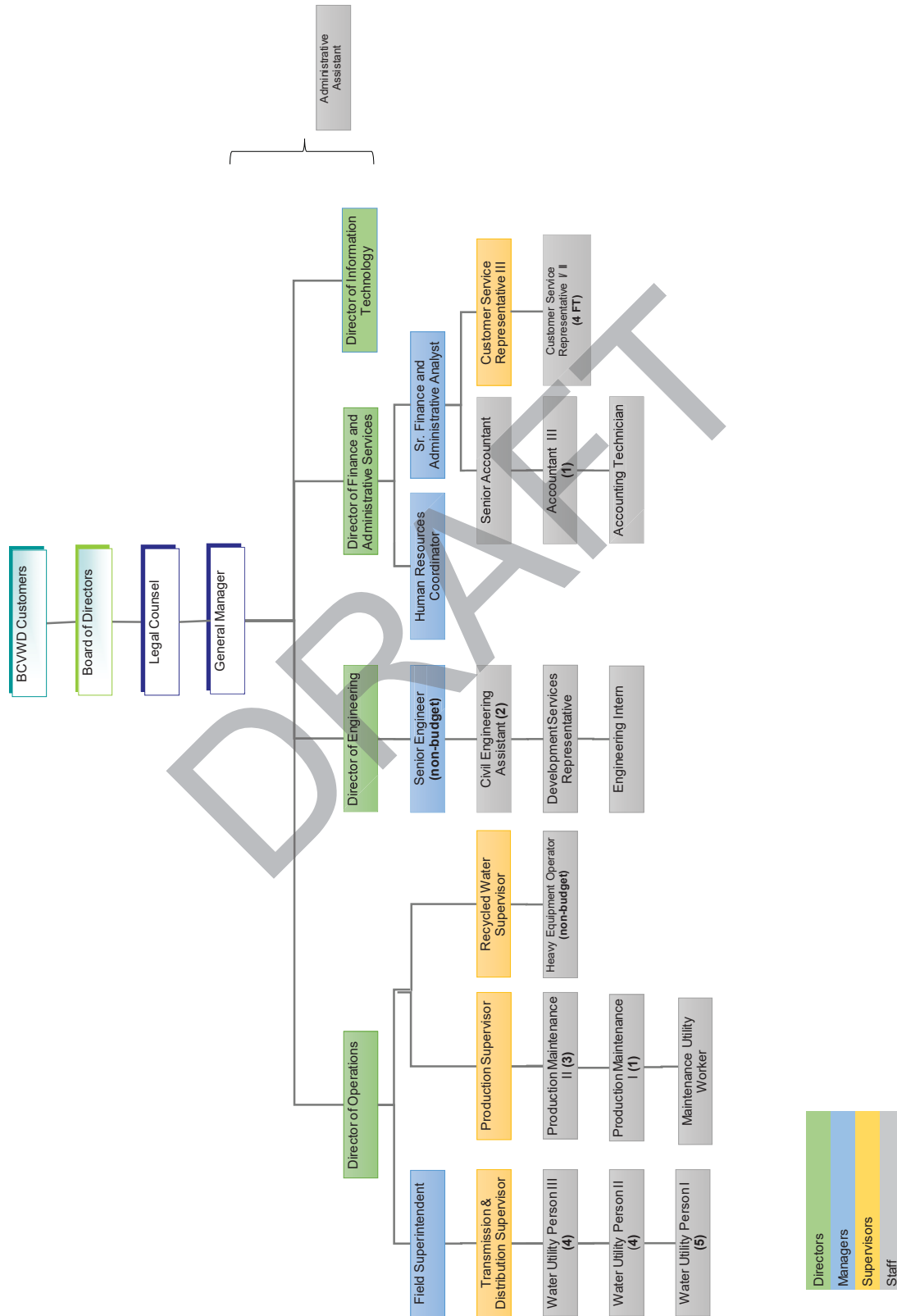
### District Governance

The District's Board of Directors is comprised of five members elected at-large by voters to serve a four-year staggered term and must be a resident of the division they represent. The District operates under a Board-Manager form of government. The General Manager is appointed by the Board and administers the daily affairs of the District and carries out policies of the Board of Directors. The Board of Directors meets twice a month, on the second Wednesday and fourth Thursday of the month. Each year the Board of Directors adopts an operating budget prior to the new fiscal year. The budget authorizes and provides the basis for reporting and control of financial operation and accountability for District funds.

Board of Directors	Division Represented	Term Expiration
Daniel Slawson, President	Division 3	December 2, 2022
Lona Williams, Vice President	Division 2	December 6, 2024
Andy Ramirez, Secretary	Division 1	December 6, 2024
David Hoffman, Treasurer	Division 5	December 2, 2022
John Covington	Division 4	December 2, 2022



# BCVWD Organization Chart 2022



Effective 01/01/2022

## **Accounting, Budgeting, and Rate-Setting Structure**

### **Basis of Budgeting: Proprietary Fund Accounting**

The District's Proprietary Fund recognizes revenues when they are earned, and expenses when the liability is incurred. Unbilled water utility revenues are accrued at year end. The District's financial reporting structure is fund-based. A fund is defined as a separate, self-balancing set of accounts, used to account for resources that are segregated for specific purposes in accordance with special regulations, restrictions, or limitations. There are two types of proprietary funds – enterprise funds and internal service funds. Both fund types use the same Generally Accepted Accounting Principles (GAAP), like businesses in the private sector.

GAAP requires full accrual accounting. Revenues are recognized in the accounting period in which they are earned, and expenses are recognized in the accounting period incurred. Both enterprise and internal service funds recover the full cost of providing services (including capital costs) through fees and other revenues, and charges on those who use their services.

The District reports all activity in one enterprise fund, the Water Fund, which is intended to be entirely or predominantly supported from user charges or rates for water service. Operations are accounted for in a manner to show a profit or loss, on a basis comparable with industries in the private sector. Occasionally, rate adjustments are needed to ensure that the fund maintains adequate cash balances to cover operating costs, debt service, and capital repairs and replacements.

### **What is a Budget?**

The calendar 2022 budget provides the following functions:

1. A Policy Document

The budget links desired goals and policy direction to the actual day-to-day activities of the District.

2. An Operational Tool

The budget directs the operation of the District. Activities of each function or department have been formalized and described in the chapter Budget by Department. This process helps maintain an understanding of the various enterprises of the District, how they relate to each other and to the goals and policies of the District and the Board.

3. A Financial Planning Tool

The budget is a financial planning tool. A balanced budget must be adopted by the Board of Directors and in place, prior to the expense of District funds on January 1. The budget provides the authority to spend District funds.

4. A Link with the Community

Transparency: The budget provides an opportunity to allow and encourage public review of District operations. The document describes the activities of the District, the reason or cause for those activities, future implications, and the direct relationship to constituents.

## Budget Planning and Preparation

Budget preparation begins in July of each year with the departments reviewing their expense accounts to determine if any mid-year adjustments are needed and to prepare for the requirements for the following fiscal year. An annual kickoff meeting is scheduled in August to discuss the upcoming timeline, process, and required forms and documents for requests. The budget requests are reviewed by the Director of Finance and Administrative Services and recommendations are presented to the General Manager by October. The budget is presented to the Board of Directors in December and includes information from prior years, projections on the current year, and an explanation of the changes from year to year. Below is the budget calendar for fiscal year 2022.

### Key Budget Dates – Budget Calendar - Fiscal Year 2022

June 1, 2021	Draft Timeline prepared by Finance
June 29, 2021	Mid-Year Budget Workshop with departments
July 8, 2021	Accounting staff finalizes budget calendar based on budget workshop deadline
July 13, 2021	Accounting staff reviews and updates all budget related forms
July 15, 2021	Excel worksheets for each department prepared
July 20, 2021	Department Kickoff Meeting (Operation Budget Workshop)
August 9, 2021	Department Kickoff Meeting (CIP Budget Workshop)
September 8, 2021	Deadline for Personnel Requests
September 14, 2021	Accounting/Payroll update Salary schedule based on CPI/MOU
September 29, 2021	Deadline for Operational Budget requests
September 30, 2021	Deadline for requests on new Capital Improvements, Capital Outlay Equipment
October 7, 2021	Department Goals and Accomplishments
October 18, 2021	Final Projections review
October 21, 2021	Draft Organization chart based on personnel requests
October 28, 2021	Deadline for Draft Revenue and Expenses; including Personnel and CIP
November 4, 2021	Finance and Audit Committee reviews Draft Revenue and Expenses
November 15, 2021	Draft Operating and Capital Improvement Budget document
November 22, 2021	Special Finance and Audit Committee Meeting to review Budget document draft
December 2, 2021	Finance and Audit Committee Meeting to review Budget document changes
December 8, 2021	Budget Workshop; presentation to the Board
December 21, 2021	2022 Operating and Capital Budget submitted for Review and adoption
December 28, 2021	New General Ledger accounts created
December 29, 2021	Budget upload to Springbrook software system
January 1, 2022	Fiscal 2022 Budget takes effect

## **How Does the Budget Compare to the Annual Financial Report?**

The budgetary management of District funds is based on the “bottom line” and whether the expenses, including capital replacements, are supported by revenue. The District uses its reserve balances or “ending reserves”, to evaluate its funds.

Some of the common differences between a GAAP-based Annual Comprehensive Financial Report (ACFR) and a budgetary basis of accounting are as follows:

- Under a budgetary basis, the receipt of debt proceeds, capital outlays (including the capital improvement program) and debt service principal payments are reported as non-operating revenues and expenses. Depreciation expense is not reported, except for informational purposes only
- The opposite is true under a GAAP-based ACFR: capital outlays are reflected as additions to assets on the balance sheet and depreciated over their useful lives. Debt proceeds are shown as a liability and principal expenses on debt service are reflected as a reduction of a liability
- The timing of revenue and expenses are the same under both a GAAP-based ACFR and a budgetary basis of accounting. Revenues are recognized when earned and expenses are recognized when incurred

## **Proposition 218**

The need for a rate increase can dictate the timing of the budget process. Proposition 218, officially titled the “Right to Vote on Taxes Act,” was approved by California voters in 1996. It amended the State Constitution, and established additional procedural requirements, and limitations on new and increased taxes, assessments, and property-related fees and charges.

For special districts such as Beaumont-Cherry Valley Water District (BCVWD), any fees or charges imposed on persons as an incident of property ownership (water commodity charges, service charges, related late charges and fees, sanitation fees, etc.) must comply with the requirements of this law. Specifically, the District must notify all affected property owners 45 days prior to a public hearing on any proposed rate increase. During that 45-day period, the property owner may choose to protest the increase by submitting a written form to that effect. The proposed fee or increase is prohibited if written protests constitute a simple majority (50% + 1).

Substantive requirements of Proposition 218 include restrictions on expenses that may be included in the fee or rate. For example, revenues cannot exceed the costs required to provide the property related service, and revenues from the fee cannot be used for any purpose other than that for which it was imposed. These requirements suggest that an agency develop cost of service studies that document the costs for which their fees and rates are imposed, utilizing appropriate industry principles and guidelines.

## **Budget Control and Amendment**

Throughout the budget period management staff are responsible for monitoring their department’s budgets. Finance staff provide tools for managers to review their budgets at any time. In addition to the budget process, staff presents a monthly budget report to the Board for review and approval. This report updates the Board on the progress of all operating revenues and expense for all funds. The Finance and Audit Committee also undertakes a comprehensive mid-term and mid-year review of the District’s operating budget, which is then submitted to the full Board. If during

the mid-year budget review or during the budget presentation to the Finance and Audit Committee it is determined that a significant adjustment is needed, then finance staff will work with managers to prepare the request for the Board of Directors to approve.

The General Manager is responsible for keeping the expenses within budget allocations and may adopt budget policies necessary to carry out that responsibility. No expenditure of funds shall be authorized unless sufficient funds have been appropriated by the Board or reallocated by the General Manager as described in this budget.

The General Manager may exercise discretion in the administration of the Budget to respond to changed circumstances, by requesting budget amendments between line items within their department. Budget transfers between departments must be approved by each department director and the General Manager. Any single modification more than \$50,000, shall require approval by the Board. Any addition to the budget shall also require approval by the Board. All budget transfers are documented and tracked in the District's computerized financial system and reported to the Finance and Audit committee at their regular meetings on the first Thursday of each month.

The General Manager may authorize the hiring of full-time staff as necessary, as long as the position or classification has been authorized by the Board. In addition, the General Manager may authorize the hiring of temporary or part-time staff as needed.

The General Manager's Declaration of a District Emergency is a public acknowledgement of the serious situation the District faces, and that the District's resources may not be adequate to respond to the emergency. The Board of Directors, in consultation with the General Manager, may delegate to the General Manager the authority to suspend competitive bidding and enter emergency contracts of up to two-hundred fifty thousand dollars (\$250,000), as authorized by Public Contract Code §20567 and §22050. The Board must ratify the declaration within fourteen (14) days at a regular, special, or emergency Board meeting.

## **Financial Guidelines and Policies**

### **General Financial Goals**

- Ensure delivery of an adequate level of water-related services, by assuring reliance on ongoing resources and maintaining an adequate financial base
- Ensure the District is able to respond to changes in the economy or new service requirements, without an undue amount of financial stress
- Assure ratepayers that the District is well-managed financially
- Adhere to the highest accounting and management policies as set by Government Finance Officers Association (GFOA), Governmental Accounting Standards Board (GASB), and other professional standards for financial reporting and budgeting

### **Cash and Investments**

The District maintains cash and investment programs in accordance with the Investment Policy, which is intended to provide a guideline for the prudent investment of surplus cash, reserves, trust funds, and restricted monies and to outline a policy for maximizing the efficiency of the District's cash management system in compliance with

Section 53646 of the Government Code of California. The policy applies to all financial assets of the District as accounted for in the audited financial statements. The primary objectives of the District's investment activities, in order of priority, are safety of principal through the mitigation of both credit and market risk, maintenance of the liquidity necessary to meet cash flow needs and, lastly, return on investment.

## **Operating Budget Guidelines**

Based on the District's definition of a balanced budget, current operating expenses will be paid from current revenues and reserves carried forward from the prior year. Additional personnel will only be requested to meet program initiatives and policy directives after service needs have been thoroughly examined, and it has been determined that additional staffing will result in increased revenue, enhanced operating efficiencies, or service levels.

## **Reserve Policy**

This policy, incorporated with Board of Directors Resolution 2010-10, adopted on July 14, 2010, identifies restricted reserves as Future Capital Commitments, Funds Held for Others, and Debt Service. Board designated unrestricted reserves are identified in the policy as Emergency, Capital Replacement, and Operations.

### *Designated Reserves*

#### *1. Emergency Reserve*

The purpose of the Emergency Reserve is to ensure continued service to the District's customers and service areas for events which are impossible to anticipate and budget for. The Emergency Reserve is adjusted annually to a minimum of 15% of the annual operating budget.

#### *2. Capital Replacement Reserve*

The Capital Replacement Reserve is earmarked for the purchase of operating equipment, physical plant, infrastructure, water conservation projects and other capital items. They are designed to stabilize funding for capital by accumulating "pay as you go" reserves available for necessary capital purchases. The Capital Replacement Reserve is funded through any sources other than capacity fees, including operating revenues, and is available for capital improvements.

#### *3. Reserve for Operations*

The Reserve for Operations is to be used for working capital purposes and to ensure continuity of customer services regardless of cash flow. This Reserve is adjusted annually to a minimum amount sufficient to pay for three months of budgeted operating expenses, not exceeding a maximum of six months of budgeted operating expenses. Adequate reserves, along with sound financial policies, provide financial flexibility in the event of unanticipated expenses or revenue fluctuations.

## *Restricted Reserves*

### *1. Reserves for Future Capital Commitments*

Reserves for Future Capital Commitments are established by resolution to ensure that specific fees are set aside to provide for expansion of the domestic water system. The annual minimum funded is represented by fees collected during the year. Appropriation of these reserves is done through Board action and funds appropriated to these reserves are invested in the same manner as other District investments, with interest earnings on the restricted reserves credited in a logical and systematic manner.

### *2. Reserves for Funds Held for Others*

Reserves for Funds Held for Others are established by the Board to be used to segregate funds held for others, such as refundable or prepaid deposits and are adjusted to equal the amount of funds held for others at year-end. Funds appropriated to these reserves are invested in the same manner as other District investments.

### *3. Debt Service Reserve*

The Debt Service Reserve is established to be used to provide for the repayment of debt. This reserve is maintained at the minimum required by funding covenants and funds appropriated to these reserves are invested in the same manner as other District investments, with interest earnings on the restricted reserves credited in a logical and systematic manner.

DRAFT

## Operating Budget – Water Enterprise Fund



## How is Water Measured?

### What is one hundred cubic feet (CCF) of water?

This is the unit of measure used when measuring and billing water to domestic water customers. One hundred cubic feet of water, or one CCF, is equal to 748 gallons of water. For reference, a typical bathtub holds 50 gallons of water. It takes approximately 15 bathtubs full of water to equal one CCF.

### What is an acre-foot of water?

Water is commonly measured by the acre-foot (AF). The acre-foot measurement is what is used when the District imports large quantities of water from the San Geronio Pass Water Agency (SGPWA) by way of the California State Water Project (SWP).

One acre-foot equals 325,851 gallons. Put another way, an acre-foot of water is enough to flood a football field - which is roughly an acre in size - one foot deep.

---

### Actual Water Production

Actual water production from January through September was up 133,450 CCF in fiscal year 2021 versus the same time period in fiscal year 2020. A suspected reason for the increase in consumption is warmer and drier weather than experienced in 2020 over the same period.



### Rate Structure

The District bills every two months (bi-monthly), resulting in six total bills per year for most customers. The existing rate structure for potable water consists of a bi-monthly fixed charge based on meter size and by customer classification.

Each customer classification type is assigned a different monthly fixed charge to reflect the difference in the cost of providing service to them. The classifications for the water meter service charges are:

1. Domestic/ Commercial/ Non-potable: Single family residential, single business commercial unit, or non-potable water service unit per meter.
2. Multiple Residential/ Multiple Commercial: Residential or commercial customers with multiple units on one meter. For example, an apartment building would fall into this classification.

Bi-Monthly Potable and Non-Potable Water Meter Service Charges				
Meter Size	January 2021	January 2022	January 2023	January 2024
5/8"	\$24.17	\$25.87	\$27.69	\$29.63
3/4"	\$33.31	\$35.65	\$38.15	\$40.83
1"	\$51.62	\$55.24	\$59.11	\$63.25
1 1/2"	\$97.39	\$104.21	\$111.51	\$119.32
2"	\$152.30	\$162.97	\$174.38	\$186.59

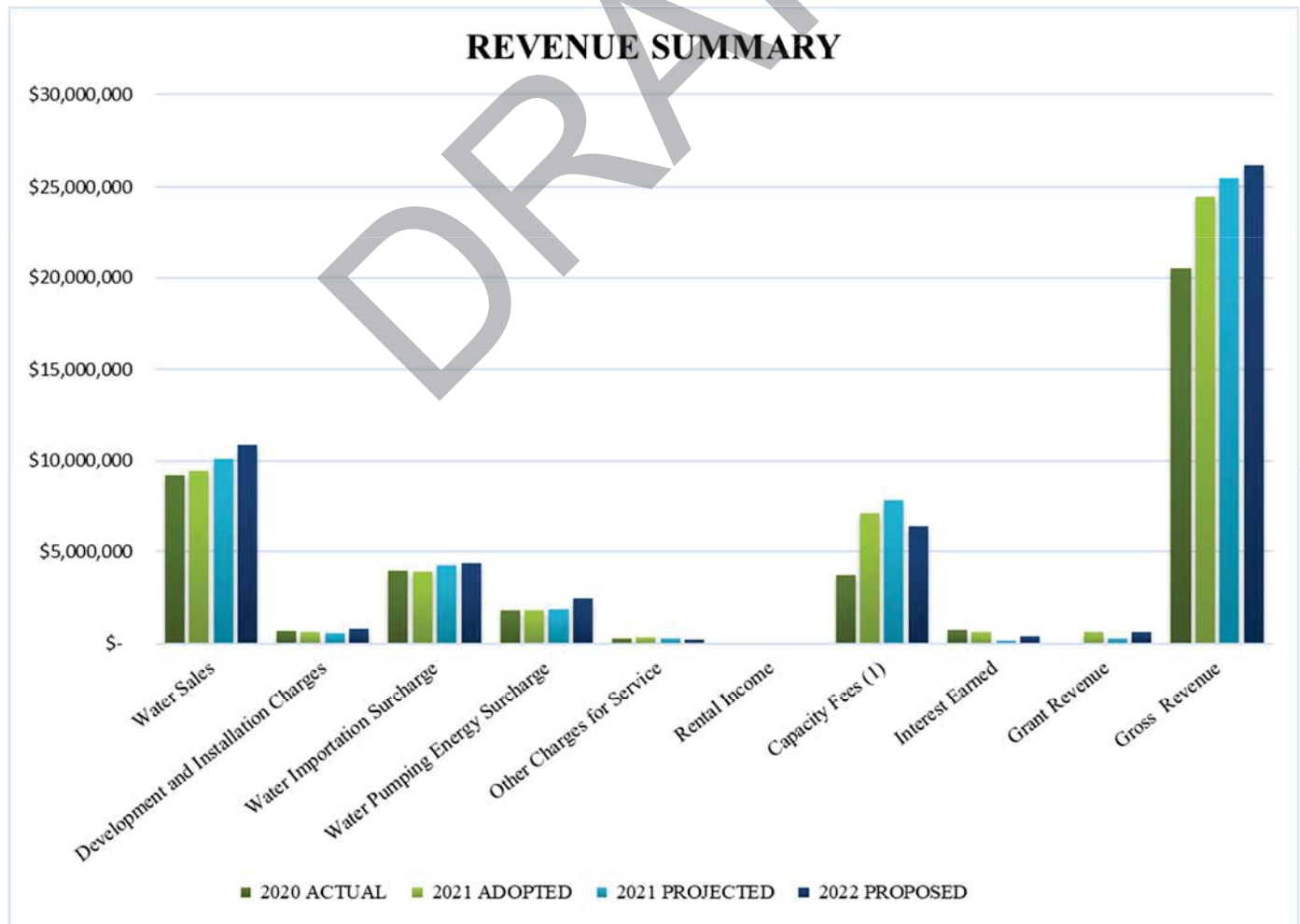
Additionally, all customers pay a commodity rate by customer class on all water consumption. These rates are shown in the table below. Domestic residential customers pay a three-tiered rate based on consumption at each tier level. All other customers pay a uniform rate per CCF consumed. Additionally, the District passes through imported water charges and the cost of power to transmit and distribute water to all customers.

Bi-Monthly Potable and Non-Potable Water Commodity Rates					
Customer Class	Monthly Tiers (CCF)	January 2021	January 2022	January 2023	January 2024
<b>Single Family</b>					
Tier 1	16	\$0.71	\$0.76	\$0.82	\$0.88
Tier 2	34	\$0.81	\$0.87	\$1.01	\$1.09
Tier 3	34+	\$1.46	\$1.57	\$1.68	\$1.80
<b>Multi-Family</b>	Uniform	\$1.09	\$1.17	\$1.26	\$1.35
<b>Commercial/Industrial</b>	Uniform	\$1.02	\$1.10	\$1.18	\$1.27
<b>Fire Service</b>	Uniform	\$1.26	\$1.35	\$1.45	\$1.56
<b>Landscape Irrigation</b>	Uniform	\$1.14	\$1.22	\$1.31	\$1.41
<b>Schedule Irrigation</b>	Uniform	\$1.14	\$1.22	\$1.31	\$1.41
<b>Construction</b>	Uniform	\$1.26	\$1.35	\$1.45	\$1.56
<b>Non-Potable</b>	Uniform	\$0.96	\$0.96	\$0.96	\$0.96
<b>State Water Project (SGPWA)</b>		<i>Pass-Through</i>	<i>Pass-Through</i>	<i>Pass-Through</i>	<i>Pass-Through</i>
<b>SCE Power Charge (Pumping)</b>		<i>Pass-Through</i>	<i>Pass-Through</i>	<i>Pass-Through</i>	<i>Pass-Through</i>
<b>Non-potable Water Supply</b>		<i>Pass-Through</i>	<i>Pass-Through</i>	<i>Pass-Through</i>	<i>Pass-Through</i>
<b>Non-potable Water Power</b>		<i>Pass-Through</i>	<i>Pass-Through</i>	<i>Pass-Through</i>	<i>Pass-Through</i>

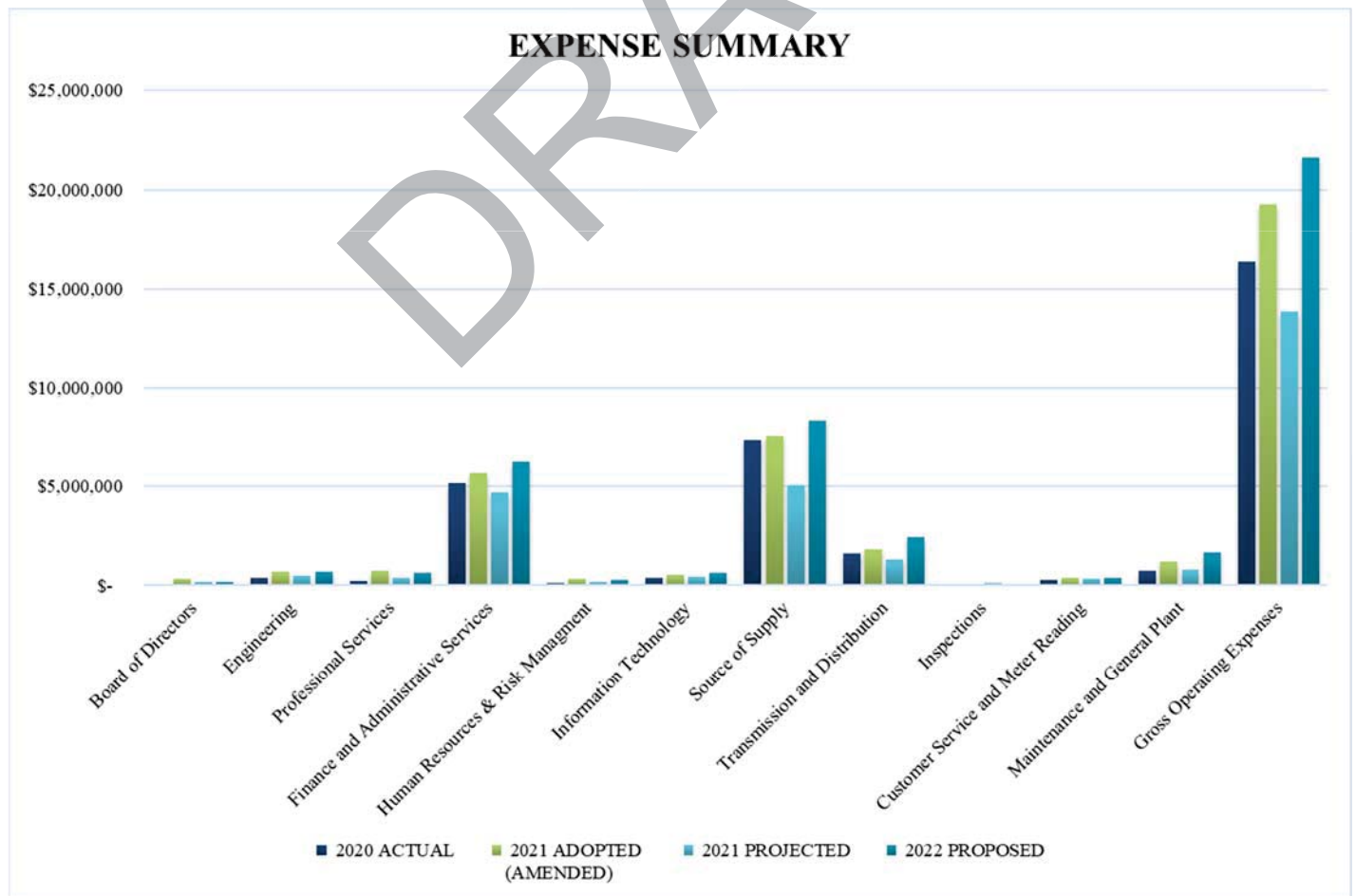
## Financial Summary – Water Enterprise Fund

	2020 ACTUAL	2021 ADOPTED	2021 PROJECTED	2022 PROPOSED	CHANGE
<b>Operating Revenue</b>					
Water Sales	\$ 9,175,900	\$ 9,412,233	\$ 10,130,500	\$ 10,842,000	\$ 1,429,767
Development and Installation Charges	712,900	660,000	581,300	834,000	174,000
Water Importation Surcharge	3,951,500	3,870,300	4,278,600	4,349,000	478,700
Water Pumping Energy Surcharge	1,820,400	1,816,800	1,901,600	2,467,000	650,200
Other Charges for Service	272,000	329,290	287,300	235,000	(94,290)
<b>Total Operating Revenue</b>	<b>15,932,700</b>	<b>16,088,623</b>	<b>17,179,300</b>	<b>18,727,000</b>	<b>2,638,377</b>
<b>Non-Operating Revenue</b>					
Rental Income	\$ 23,100	\$ 26,318	\$ 26,500	\$ 46,000	\$ 19,682
Capacity Fees <sup>(1)</sup>	3,726,000	7,061,076	7,813,100	6,354,000	(707,076)
Interest Earned	761,400	648,429	167,800	408,000	(240,429)
Grant Revenue	36,000	642,091	306,500	640,000	(2,091)
<b>Total Non-Operating Revenue</b>	<b>4,546,500</b>	<b>8,377,914</b>	<b>8,313,900</b>	<b>7,448,000</b>	<b>(929,914)</b>
<b>Gross Revenue</b>	<b>20,479,200</b>	<b>24,466,537</b>	<b>25,493,200</b>	<b>26,175,000</b>	<b>1,708,463</b>

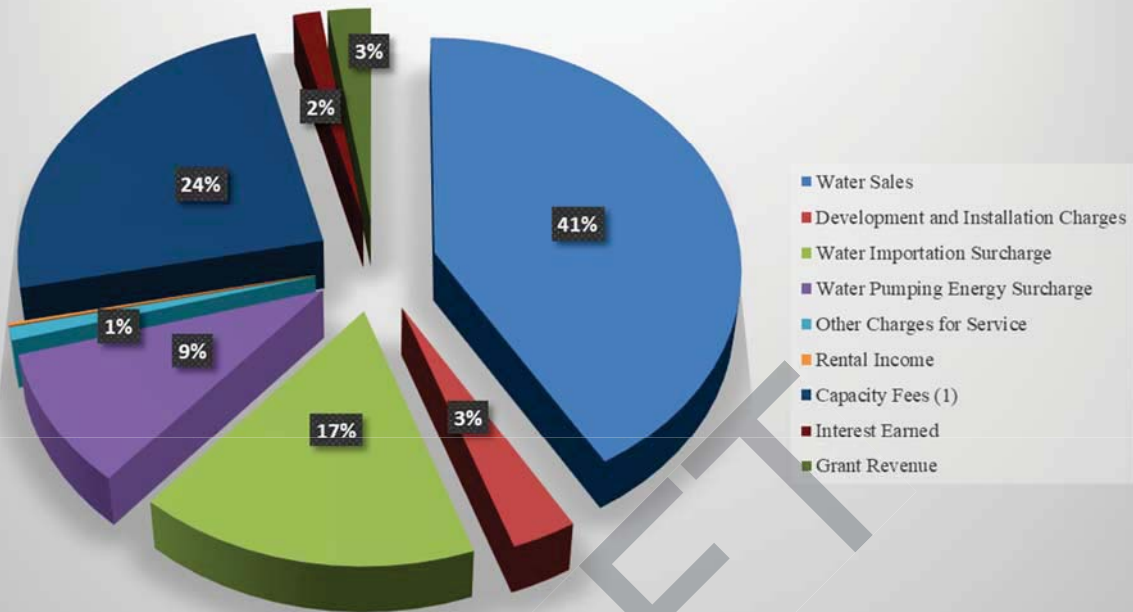
(1) Capacity Fees Projected for 2021 include actuals up to November 23, 2021. All others are until September 30, 2021.



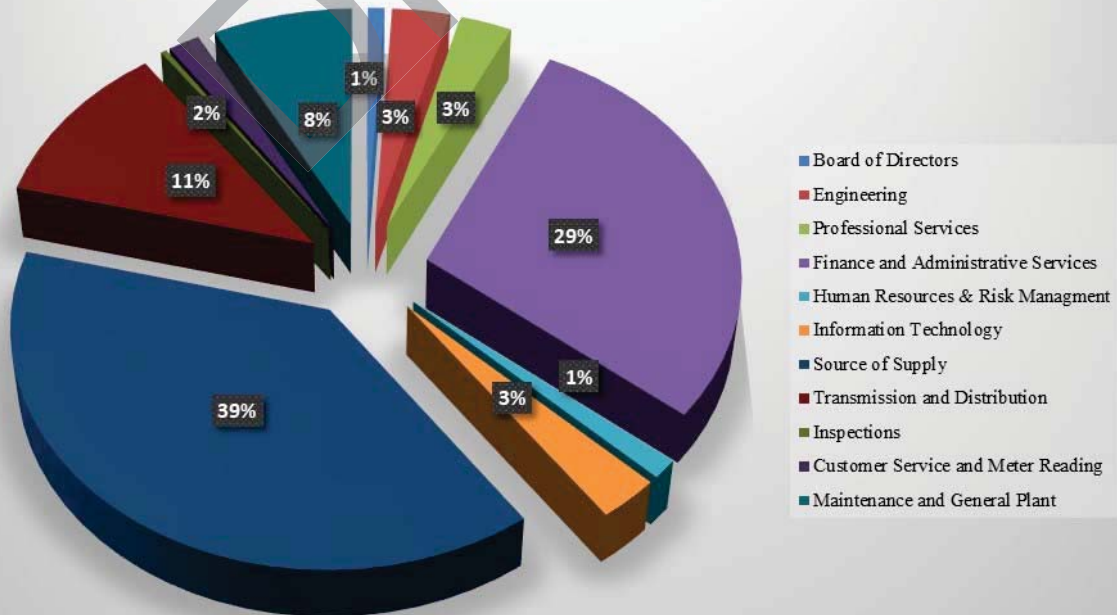
	2020 ACTUAL	2021 ADOPTED (AMENDED)	2021 PROJECTED	2022 PROPOSED	CHANGE
<b>Operating Expenses</b>					
Board of Directors	\$ 43,624	\$ 322,305	\$ 152,000	\$ 197,000	\$ (125,305)
Engineering	404,266	684,430	480,100	698,000	13,570
Professional Services	210,759	723,030	398,200	631,000	(92,030)
Finance and Administrative Services	5,154,303	5,670,616	4,681,300	6,236,100	565,484
Human Resources & Risk Managment	124,342	308,055	160,500	282,200	(25,855)
Information Technology	376,287	514,543	438,900	637,000	122,457
Source of Supply	7,377,929	7,620,375	5,057,400	8,393,000	772,625
Transmission and Distribution	1,599,156	1,821,554	1,297,200	2,439,000	617,446
Inspections	39,857	62,175	102,400	72,000	9,825
Customer Service and Meter Reading	288,937	360,622	304,500	380,000	19,378
Maintenance and General Plant	763,256	1,196,312	793,300	1,675,500	479,188
<b>Gross Operating Expenses</b>	<b>\$ 16,382,716</b>	<b>\$ 19,284,017</b>	<b>\$ 13,865,800</b>	<b>\$ 21,640,800</b>	<b>\$ 2,356,783</b>
Gross Revenue	\$ 20,479,200	\$ 24,466,537	\$ 25,493,200	\$ 26,175,000	\$ 1,708,463
Gross Expenses	\$ 16,382,716	\$ 19,284,017	\$ 13,865,800	\$ 21,640,800	\$ 2,356,783
<b>Net Increase/(loss)</b>	<b>\$ 4,096,484</b>	<b>\$ 5,182,519</b>	<b>\$ 11,627,400</b>	<b>\$ 4,534,200</b>	<b>\$ (648,319)</b>



## 2022 PROPOSED REVENUE



## 2022 PROPOSED EXPENSES



# Water Enterprise Fund – Statement of Revenues, Expenses, and Changes in Fund Balance (Unrestricted Reserves)

	2020 ACTUAL	2021 ADOPTED (AMENDED)	2021 PROJECTED	2022 PROPOSED	CHANGE	% CHANGE
<b>Operating Revenue</b>						
Water Sales	\$ 9,175,900	\$ 9,412,233	\$ 10,130,500	\$ 10,842,000	\$ 1,429,767	15.2%
Development and Installation Charges	712,900	660,000	581,300	834,000	174,000	26.4%
Water Importation Surcharge	3,951,500	3,870,300	4,278,600	4,349,000	478,700	12.4%
Water Pumping Energy Surcharge	1,820,400	1,816,800	1,901,600	2,467,000	650,200	35.8%
Other Charges for Service	272,000	329,290	287,300	235,000	(94,290)	-28.6%
<b>Gross Operating Revenue</b>	<b>15,932,700</b>	<b>16,088,623</b>	<b>17,179,300</b>	<b>18,727,000</b>	<b>2,638,377</b>	<b>16.4%</b>
<b>Operating Expenses</b>						
Board of Directors	\$ 43,624	\$ 322,305	\$ 152,000	\$ 197,000	\$ (125,305)	-38.9%
Engineering	404,266	684,430	480,100	698,000	13,570	2.0%
Professional Services	210,759	723,030	398,200	631,000	(92,030)	-12.7%
Finance and Admin Services (less Depreciation)	2,288,724	2,820,616	1,794,300	6,236,100	3,415,484	121.1%
Human Resources & Risk Management	124,342	308,055	160,500	282,200	(25,855)	-8.4%
Information Technology	376,287	514,543	438,900	637,000	122,457	23.8%
Source of Supply	7,377,929	7,620,375	5,057,400	8,393,000	772,625	10.1%
Transmission and Distribution	1,599,156	1,821,554	1,297,200	2,439,000	617,446	33.9%
Inspections	39,857	62,175	102,400	72,000	9,825	15.8%
Customer Service and Meter Reading	288,937	360,622	304,500	380,000	19,378	5.4%
Maintenance and General Plant	763,256	1,196,312	793,300	1,675,500	479,188	40.1%
<b>Gross Operating Expenses</b>	<b>\$ 13,517,136</b>	<b>\$ 16,434,017</b>	<b>\$ 10,978,800</b>	<b>\$ 21,640,800</b>	<b>\$ 5,206,783</b>	<b>31.7%</b>
<b>Operating Income (Loss)</b>	<b>\$ 2,415,564</b>	<b>\$ (345,394)</b>	<b>\$ 6,200,500</b>	<b>\$ (2,913,800)</b>	<b>\$ (2,568,406)</b>	<b>743.6%</b>
<b>Non-Operating Revenue</b>						
Rental Income	\$ 23,100	\$ 26,318	\$ 26,500	\$ 46,000	\$ 19,682	74.8%
Capacity Fees	3,726,000	7,061,076	7,813,100	6,354,000	(707,076)	-10.0%
Interest Earned	761,400	648,429	167,800	408,000	(240,429)	-37.1%
Grant Revenue	36,000	642,091	306,500	640,000	(2,091)	0.0%
Capital Improvement Budget	(1,382,654)	(30,907,717)	(8,205,750)	(30,858,300)	49,417	-0.2%
Developer Funded Capital Improvement	360,959	6,413,160	6,032,338	1,629,600	(4,783,560)	0.0%
Use of Restricted Funds	553,313	13,720,461	15,122	13,155,400	(565,061)	-4.1%
<b>Total Non-Operating Revenue</b>	<b>\$ 4,078,118</b>	<b>\$ (2,396,182)</b>	<b>\$ 6,155,610</b>	<b>\$ (8,625,300)</b>	<b>\$ (6,229,118)</b>	<b>260.0%</b>
<b>Increase (Decrease) in Cash Flow</b>	<b>\$ 6,493,682</b>	<b>\$ (2,741,577)</b>	<b>\$ 12,356,110</b>	<b>\$ (11,539,100)</b>	<b>\$ (8,797,523)</b>	<b>320.9%</b>
<b>Beginning Reserve <sup>(1)</sup></b>	<b>\$ 26,475,846</b>	<b>\$ 27,963,184</b>	<b>\$ 27,963,184</b>	<b>\$ 40,319,294</b>	<b>\$ 12,356,110</b>	<b>44.2%</b>
<b>Days' Cash on Hand <sup>(2)</sup></b>	<b>890</b>	<b>560</b>	<b>1340</b>	<b>485</b>	<b>-75</b>	<b>-13.4%</b>
<b>Ending Reserve</b>	<b>\$ 32,969,528</b>	<b>\$ 25,221,607</b>	<b>\$ 40,319,294</b>	<b>\$ 28,780,194</b>	<b>\$ 3,558,587</b>	<b>14.1%</b>
<b>Target Reserve <sup>(3)</sup></b>	<b>\$ 12,782,686</b>	<b>\$ 13,106,884</b>	<b>\$ 12,561,270</b>	<b>\$ 14,524,459</b>	<b>\$ 1,417,575</b>	<b>10.8%</b>

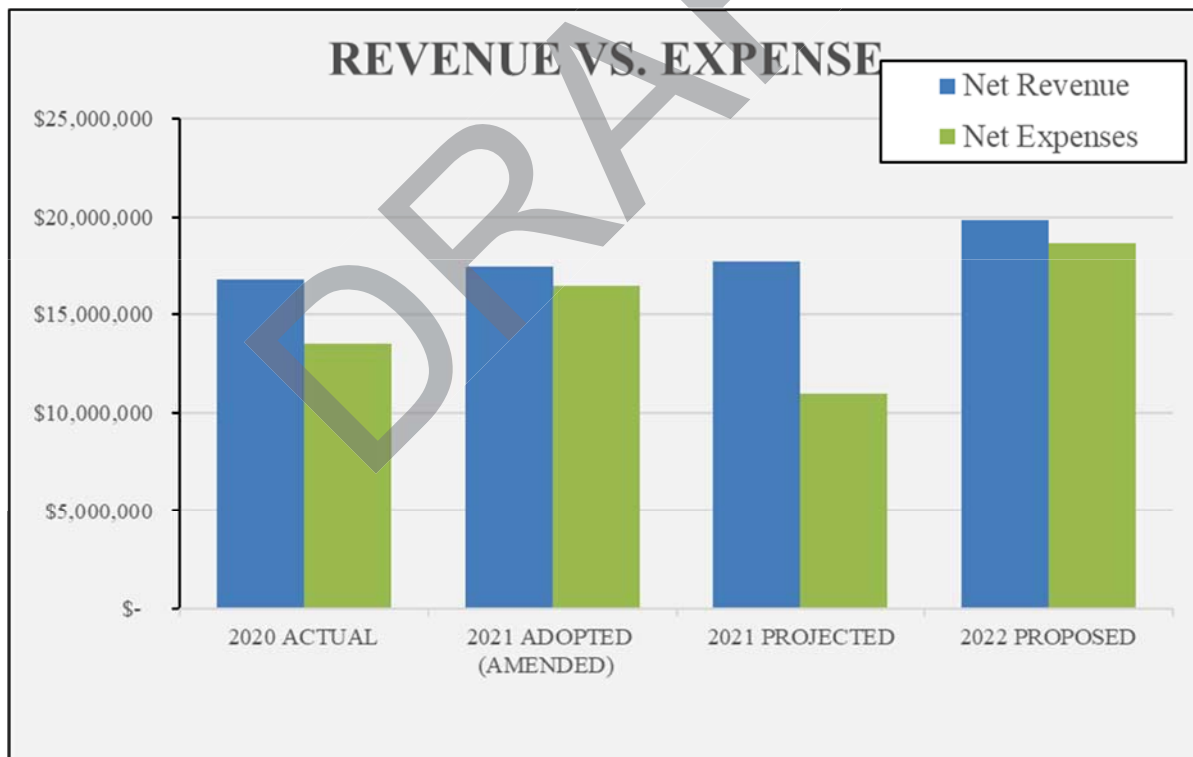
(1) Source: BCVWD Comprehensive Annual Financial Report (CAFR), note 11

(2) Calculation: Ending Reserve multiplied by 365 days, divided by Operating Expenses less depreciation

(3) Calculation: Sum of Emergency Reserve (15% of Operating Expense), Capital Replacement Reserve, and Reserve for Operations (3 months, or 25%, of Operating expenses) The Capital Replacement Reserve Target amount comes from the 2019 Water Rate Model

<b>Ending Reserve per 2019 Rate Study</b>	\$ 19,965,611	\$ 11,559,986	\$ 11,559,986	\$ 11,509,321
<b>Difference Over (Under) Rate Study</b>	\$ 13,003,917	\$ 13,661,621	\$ 28,759,308	\$ 17,270,873

	2020	2021	2021	2022
	<b>ACTUAL</b>	<b>ADOPTED (AMENDED)</b>	<b>PROJECTED</b>	<b>PROPOSED</b>
Gross Revenue	\$ 20,479,200	\$ 24,466,537	\$ 25,493,200	\$ 26,175,000
Less Capacity Fees	3,726,000	7,061,076	7,813,100	6,354,000
<b>Net Revenue</b>	<b>\$ 16,753,200</b>	<b>\$ 17,405,461</b>	<b>\$ 17,680,100</b>	<b>\$ 19,821,000</b>
Gross Expenses	\$ 16,382,716	\$ 19,284,017	\$ 13,865,800	\$ 21,640,800
Less Depreciation	2,865,579	2,850,000	2,887,000	3,000,000
<b>Net Expenses</b>	<b>\$ 13,517,136</b>	<b>\$ 16,434,017</b>	<b>\$ 10,978,800</b>	<b>\$ 18,640,800</b>
<b>Net Increase/(loss)</b>	<b>\$ 3,236,064</b>	<b>\$ 971,443</b>	<b>\$ 6,701,300</b>	<b>\$ 1,180,200</b>



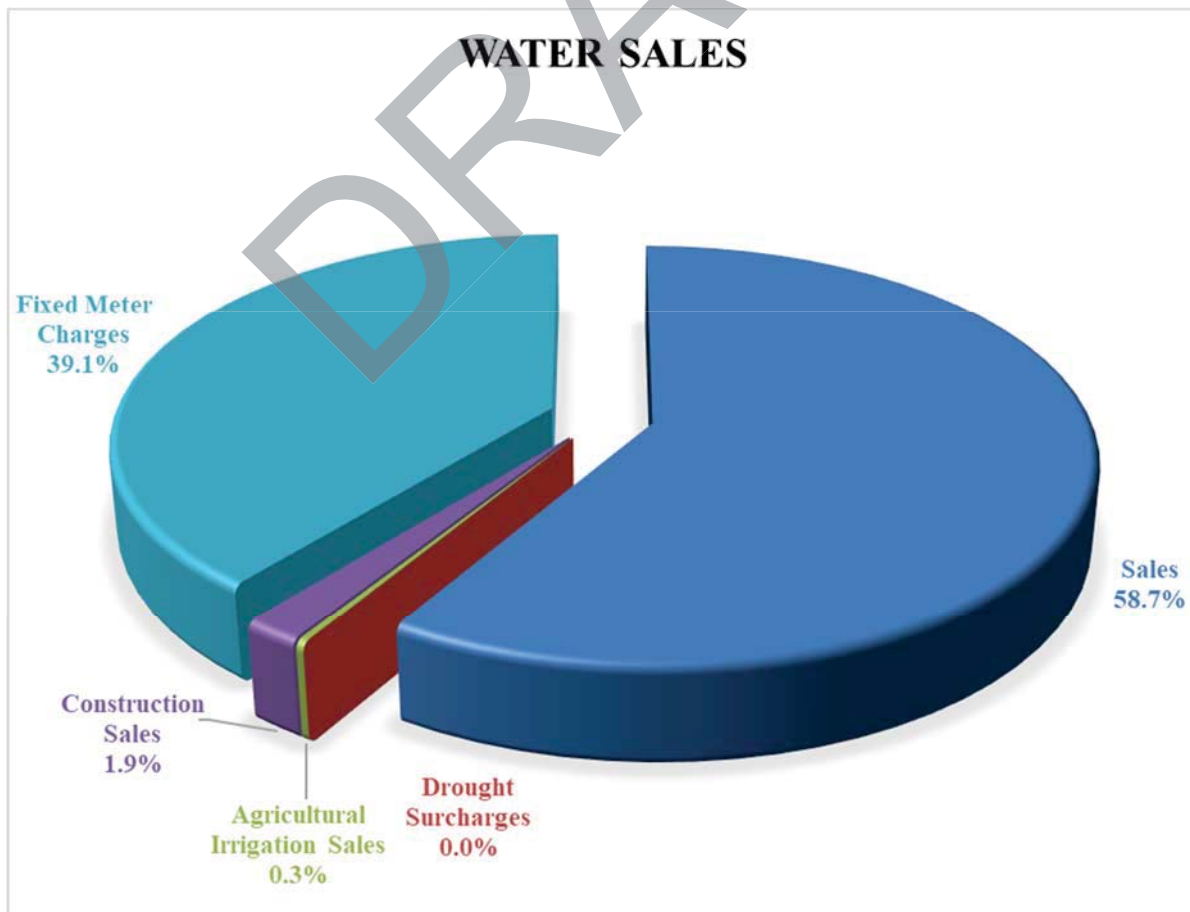
## Revenue Detail

### OPERATING REVENUE

#### Water Sales

The District produces potable water for sale to seven customer classes: single family residential, multifamily residential, commercial, industrial, irrigation, agricultural irrigation, and other. Most customers are billed on a bi-monthly cycle based on the amount of water usage, which is metered and measured in hundred cubic feet (CCF) where 1 CCF is equal to 748 gallons, as well as a fixed charge for the meter. Proposed water sales for 2022 are \$10,842,000, a 15.2% increase above the budgeted sales for 2021 with potable water usage estimated at 12,462 AF for 2022.

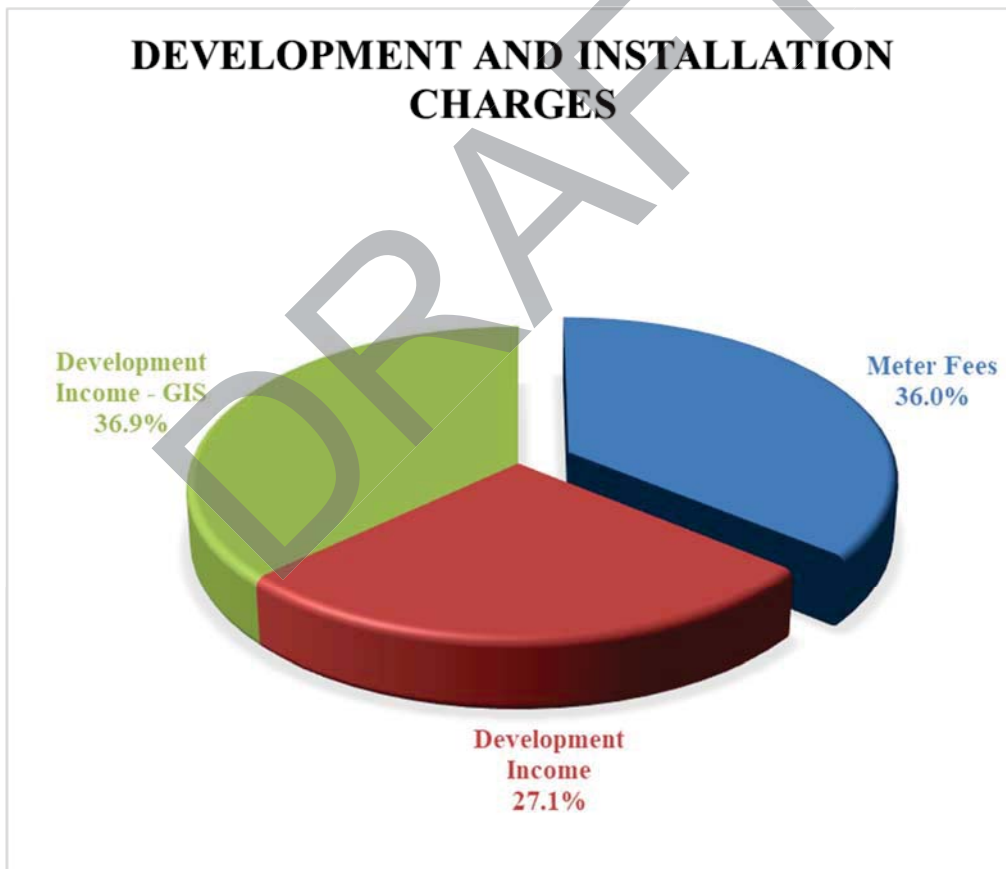
		2020 ACTUAL	2021 ADOPTED	2021 PROJECTED	2022 PROPOSED	CHANGE
<b>Water Sales</b>						
01-50-510-410100	Sales	\$ 5,183,600	\$ 5,626,822	\$ 5,949,800	\$ 6,367,000	\$ 740,178
01-50-510-410111	Drought Surcharges	-	-	-	-	-
01-50-510-410151	Agricultural Irrigation Sales	24,300	22,316	26,700	29,000	6,684
01-50-510-410171	Construction Sales	124,600	101,314	189,100	203,000	101,686
01-50-510-413011	Fixed Meter Charges	3,843,400	3,661,781	3,964,900	4,243,000	581,219
		<u>\$ 9,175,900</u>	<u>\$ 9,412,233</u>	<u>\$ 10,130,500</u>	<u>\$ 10,842,000</u>	<u>\$ 1,429,767</u>



### Development and Installation Charges

The District incurs engineering, legal and administrative costs associated with new development, which are charged against deposits collected and recorded as revenue. The District also collects deposits for new service installations, which are recorded as revenue against the deposits when the services are installed. Proposed development and installation charges for 2022 are \$834,000 a 26.4% increase above the budgeted charges for 2021, based on conservative projections of development growth.

		<u>2020 ACTUAL</u>	<u>2021 ADOPTED</u>	<u>2021 PROJECTED</u>	<u>2022 PROPOSED</u>	<u>CHANGE</u>
<b>Development and Installation Charges</b>						
01-50-510-413021	Meter Fees	\$ 500,400	\$ 300,000	\$ 386,400	\$ 300,000	\$ -
01-50-510-419011	Development Income	212,500	60,000	194,900	226,000	166,000
01-50-510-419012	Development Income - GIS	-	300,000	-	308,000	8,000
		<u>\$ 712,900</u>	<u>\$ 660,000</u>	<u>\$ 581,300</u>	<u>\$ 834,000</u>	<u>\$ 174,000</u>



### Water Importation Surcharge

The Water Importation Surcharge is the cost to the end user (Rate Payer) for imported water supplies to offset existing groundwater overdraft not to exceed the actual State Water Project Water costs incurred by the District. The proposed water importation surcharge for 2022 is \$4,349,000, a 12.4% increase above the budgeted amount for 2021.

		<u>2020 ACTUAL</u>	<u>2021 ADOPTED</u>	<u>2021 PROJECTED</u>	<u>2022 PROPOSED</u>	<u>CHANGE</u>
<b>Water Importation Surcharge</b>						
01-50-510-415001	SGPWA Importation Charges	\$ 3,951,500	\$ 3,870,300	\$ 4,278,600	\$ 4,349,000	\$ 478,700

### *Water Pumping Energy Surcharge*

The Water Pumping Energy Surcharge is the cost to the end user (Rate Payer) for electricity to pump and deliver water. It includes all Southern California Edison (SCE) charges for operation of pumps, wells, and booster stations in the water system. The proposed amended water pumping energy surcharge for 2022 is \$2,467,000 a 35.8% increase above the budgeted amount for 2021.

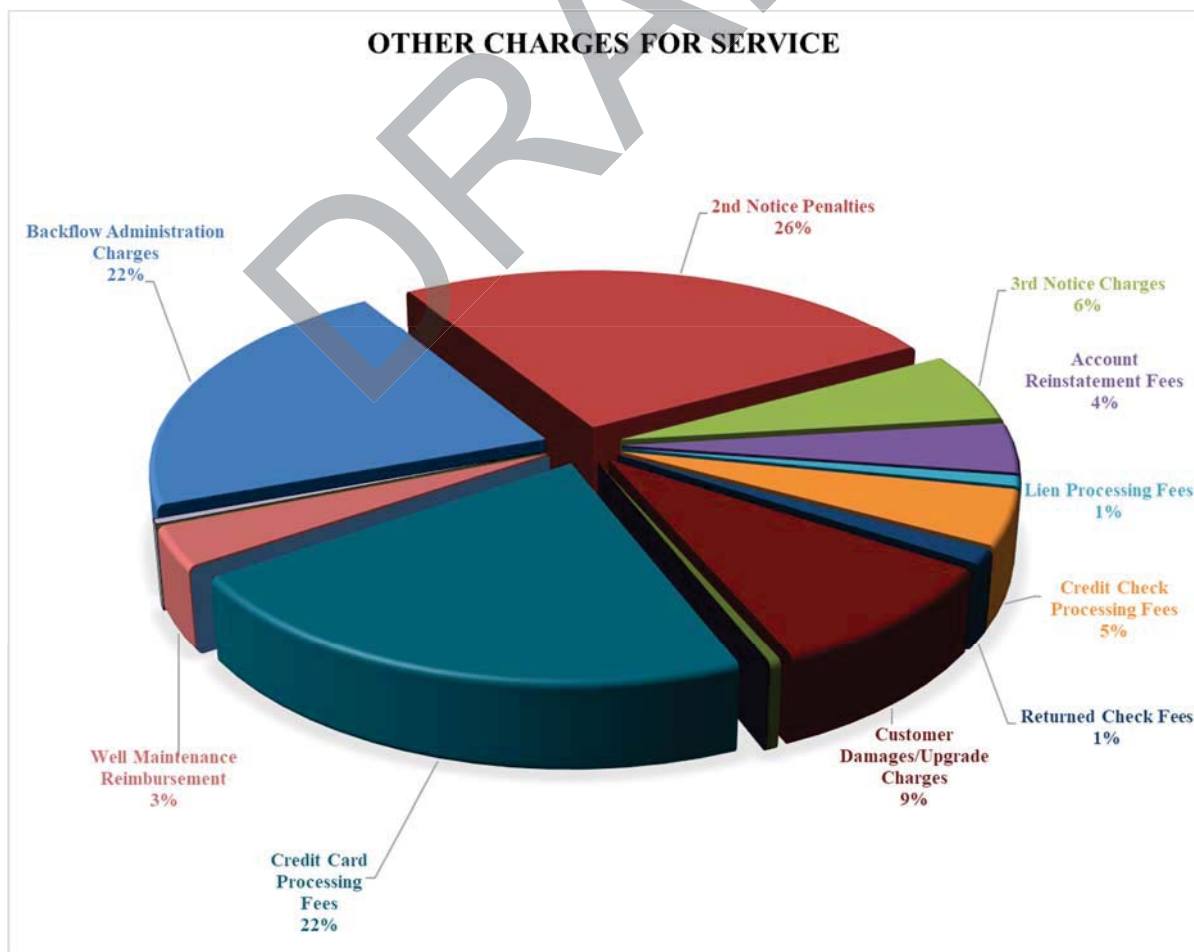
		<u>2020 ACTUAL</u>	<u>2021 ADOPTED</u>	<u>2021 PROJECTED</u>	<u>2022 PROPOSED</u>	<u>CHANGE</u>
<b>Water Pumping Energy Surcharge</b>						
01-50-510-415011	SCE Power Charges	\$ 1,820,400	\$ 1,816,800	\$ 1,901,600	\$ 2,467,000	\$ 650,200

DRAFT

## Other Charges for Service

Other Charges for Service include many of the user fees customers pay to utilize specific services such as account reinstatement fees, past due notices, and other service fees. The proposed charges for 2022 are \$235,000, a 28.6% decrease from the budgeted charges for 2021.

		2020 ACTUAL	2021 ADOPTED	2021 PROJECTED	2022 PROPOSED	CHANGE
<b>Other Charges for Service</b>						
01-50-510-413001	Backflow Administration Charges	\$ 50,500	\$ 45,000	\$ 50,200	\$ 51,000	\$ 6,000
01-50-510-417001	2nd Notice Penalties	18,000	100,000	60,800	61,000	(39,000)
01-50-510-417011	3rd Notice Charges	10,500	50,000	13,700	14,000	(36,000)
01-50-510-417021	Account Reinstatement Fees	3,700	10,000	-	10,000	-
01-50-510-417031	Lien Processing Fees	1,200	2,000	300	2,000	-
01-50-510-417041	Credit Check Processing Fees	9,600	9,600	10,500	11,000	1,400
01-50-510-417051	Returned Check Fees	3,900	4,000	2,700	3,000	(1,000)
01-50-510-417061	Customer Damages/Upgrade Charges	16,300	22,000	17,600	22,000	-
01-50-510-417071	After-Hours Call Out Charges	400	600	600	1,000	400
01-50-510-417081	Bench Test Fees	-	90	-	-	(90)
01-50-510-417091	Credit Card Processing Fees	13,500	78,000	49,300	51,000	(27,000)
01-50-510-419001	Rebates/Reimbursements	1,700	-	26,400	-	-
01-50-510-419021	Recharge Income	-	-	-	-	-
01-50-510-419031	Well Maintenance Reimbursement	100,500	7,500	8,800	8,000	500
01-50-510-419041	Gain (Loss) - Asset Disposal	-	-	-	-	-
01-50-510-419061	Miscellaneous Income	42,200	500	46,400	1,000	500
		<b>\$ 272,000</b>	<b>\$ 329,290</b>	<b>\$ 287,300</b>	<b>\$ 235,000</b>	<b>\$ (94,290)</b>



## NON-OPERATING REVENUE

### Rental Income

The District owns four residential properties and charges rental income and utilities for use of the properties. Proposed rental income for 2022 is \$46,000, a 74.8% increase from the budgeted revenue for 2021.

		2020 ACTUAL	2021 ADOPTED	2021 PROJECTED	2022 PROPOSED	CHANGE
<b>Rental Income</b>						
01-50-510-471001	Maintenance Fees - 12303 Oak Glen Rd	\$ 2,400	\$ 2,400	\$ 2,400	\$ 9,000	\$ 6,600
01-50-510-471011	Maintenance Fees - 13695 Oak Glen Rd	2,400	2,400	2,400	6,000	3,600
01-50-510-471021	Maintenance Fees - 13697 Oak Glen Rd	2,400	2,400	2,400	7,000	4,600
01-50-510-471031	Maintenance Fees - 9781 Avenida Mirav	2,400	2,400	2,400	5,000	2,600
01-50-510-471101	Utilities - 12303 Oak Glen Rd	3,500	4,118	4,400	5,000	882
01-50-510-471111	Utilities - 13695 Oak Glen Rd	2,800	4,000	3,700	4,000	-
01-50-510-471121	Utilities - 13697 Oak Glen Rd	4,200	5,000	5,000	6,000	1,000
01-50-510-471131	Utilities - 9781 Avenida Miravilla	3,000	3,600	3,800	4,000	400
		<u>\$ 23,100</u>	<u>\$ 26,318</u>	<u>\$ 26,500</u>	<u>\$ 46,000</u>	<u>\$ 19,682</u>

### Capacity Charges

Capacity Charges (Facilities Fees), or development impact fees, are paid by industrial, commercial and residential developers to fund the cost of the impacts of their developments on the District's water system. The District has collected capacity charges since the early 1980's. Capacity charges pay for oversizing of pipelines, new wells, tanks, transmission mains, etc. needed to serve new developments. Proposed capacity charges for 2022 are \$6,354,000 a 10.0% decrease from the budgeted facilities charges for 2021, based on projections of development growth.

		2020 ACTUAL	2021 ADOPTED	2021 PROJECTED	2022 PROPOSED	CHANGE
<b>Capacity Charges <sup>(1)</sup></b>						
01-50-510-481001	Facility Fees-Wells	\$ 640,500	\$ 1,496,528	\$ 1,638,100	\$ 1,210,000	\$ (286,528)
01-50-510-481006	Facility Fees-Water Rights (SWP)	405,300	383,425	464,400	766,000	382,575
01-50-510-481012	Facility Fees-Water Treatment Plant	304,700	711,933	779,300	576,000	(135,933)
01-50-510-481018	Facility Fees-Local Water Resources	160,500	151,805	183,900	304,000	152,195
01-50-510-481024	Facility Fees-Recycled Water Facilities	638,400	1,083,746	1,192,800	877,000	(206,746)
01-50-510-481030	Facility Fees-Transmission (16")	518,800	1,212,064	1,326,700	980,000	(232,064)
01-50-510-481036	Facility Fees-Storage	664,400	1,552,184	1,699,000	1,255,000	(297,184)
01-50-510-481042	Facility Fees-Booster	46,000	107,447	117,600	87,000	(20,447)
01-50-510-481048	Facility Fees-Pressure Reducing Stations	23,500	54,883	60,100	45,000	(9,883)
01-50-510-481054	Facility Fees-Miscellaneous Projects	20,500	47,926	52,500	39,000	(8,926)
01-50-510-481060	Facility Fees-Financing Costs	106,200	235,765	258,300	191,000	(44,765)
01-50-510-485001	Front Footage Fees	197,200	23,370	40,400	24,000	630
		<u>\$ 3,726,000</u>	<u>\$ 7,061,076</u>	<u>\$ 7,813,100</u>	<u>\$ 6,354,000</u>	<u>\$ (707,076)</u>

(1) Capacity Charges Projected for 2021 include actuals up to November 23, 2021. All other tables are actuals until September 30, 2021.

## Interest Earned

The District currently holds a diverse portfolio of investments to meet both short term liquidity, mid-term cash funded Capital Improvement Plans, and long-term earnings. The goals for the District's investments are:

- Safety
- Liquidity
- Earn a total rate of return commensurate with the first two goals

The proposed \$408,000 of general interest earned for 2022 is based on the expected level of capital invested throughout the fiscal year and the expected continuance of low interest rates, a 37.1% decrease from the 2021 budgeted interest revenue.

		2020 ACTUAL	2021 ADOPTED	2021 PROJECTED	2022 PROPOSED	CHANGE
<b>Interest Earned</b>						
01-50-510-490001	Interest Income - Bonita Vista	\$ 1,400	\$ 1,600	\$ 900	\$ 1,000	\$ (600)
01-50-510-490011	Interest Income-Fairway Canyon	46,800	46,829	-	281,000	234,171
01-50-510-490021	Interest Income - General	713,200	600,000	166,900	126,000	(474,000)
		<u>\$ 761,400</u>	<u>\$ 648,429</u>	<u>\$ 167,800</u>	<u>\$ 408,000</u>	<u>\$ (240,429)</u>

## Grant Revenue

The District anticipates grant revenue of \$640,000 for the AMI/AMR project. The expected level of grant revenue is based on the terms of the awards on record.

		2020 ACTUAL	2021 ADOPTED	2021 PROJECTED	2022 PROPOSED	CHANGE
<b>Grant Revenue</b>						
01-50-510-419051	Grant Revenue	\$ 36,000	\$ 642,091	\$ 306,500	\$ 640,000	\$ (2,091)



## Operating Expenses Detail

### 2021 DISTRICT-WIDE ACCOMPLISHMENTS

- The District implemented a District-wide COVID-19 Prevention Program (CPP) in compliance with updated Cal/OSHA requirements and conducted training of all staff in best practices and establishment of an Emergency Preparedness Committee for implementation of the District's Emergency Response Plan (ERP). Expanded District Backup and Disaster Recovery Plan to ensure business continuity, to include offsite replication.
- The District enhanced the phone system to support offsite working conditions during emergency situations and launched an enhancement tool for customer service online bill payment platform.
- The District returned to full time on-site staffing of District activities in June of 2021 and continues to maintain 100% Staffing levels.
- The District provided complete in-house engineering support to ongoing local development activities, District facilities maintenance and repairs. The District completed the 2020 Urban Water Management Plan (UWMP) and the 2020 Water Shortage Contingency Plan (WSCP).
- The District updated policy to align with SB998 requirements, expanding on communication, transparency, and providing payment options for need-based customers.
- Finalize Grand Avenue Storm Drain (MDP Line 16) design and project bid. Commence Grand Avenue Storm Drain (MDP Line 16) Grading, and Pipeline Relocation Projects.
- The completion and execution of Facilities Agreements collected over \$6M of restricted funds for expansion of the District's infrastructure.
- The District received a Certificate of Achievement for Excellence in Financial Reporting for the year ending December 31, 2020, from the Government Finance Officers Association (GFOA) and received the Operating Budget Excellence Award from the California Society of Municipal Finance Officers (CSMFO) award. The district attained an unmodified "clean" opinion for the financial statement audit of the year ended December 31, 2020.
- Implementation of the \$1.5 million WaterSMART Water and Energy Efficiency Grant from the United States Bureau of Reclamation for the Advanced Meter Infrastructure (AMI) Project. Project implementation included accurate monitoring and remediation of leaks in the district's service area. Financial reimbursements totaling over half a million dollars are tracked through the project management module.
- Professional development for the district included a Management and Leadership Academy as a professional development opportunity for management and supervisory employees and centralized the District's safety program and implemented quarterly safety inspections.
- Upgraded the Board of Directors chambers Audio Visual systems and incorporate Zoom and Video Conferencing technologies, upgraded Conference Equipment in Conference Rooms and General Manager Office, and upgraded District cybersecurity defenses to include additional hardware, software, and monitoring capabilities.

## 2022 DISTRICT-WIDE GOALS

- Continued development of Capital Improvement Plan implementation including Grand Avenue Storm Drain (MDP Line 16), Grand Avenue Storm Drain (MDP Line 16) – NCRF Phase II Pond Grading, Grand Avenue Storm Drain (MDP Line 16) – Pipeline Relocation Project, Wells 30 and 31 drilling projects, and 2020-2021 Replacement Pipelines, Edgar Canyon Line B replacement pipeline, various tank recoating activities, booster stations, and pressure reducing stations.
- Advancement of water supply review and analysis for the District, the San Geronio Pass Water Agency, and the San Geronio Pass region stakeholders and continued involvement in Site Reservoir project.
- Implementation of recycled water opportunity with the City of Beaumont including the coordination of activities with City of Beaumont staff and Council Members.
- Finalized the Developer Impact Fee Study (Facilities Fee Study), another step toward enhancing the district's financial stability.
- Timely completion of the district's audited Annual Comprehensive Financial Report (ACFR) and submittal to the Government Finance Officers Association (GFOA) for the annual Certificate of Achievement for Excellence in Financial Reporting for the year ending December 31, 2021.
- Apply and receive the Operating Budget Excellence Award from the California Society of Municipal Finance Officers (CSMFO) for 2022 Budget document.
- Implementation of additional NeoGov modules for Payroll, Self Service, and Learn, as part of Human Resources Information System (HRIS), to continue to improve departmental workflow efficiency.
- Update of District policies for clarity and compliance of changes in legislative changes and personnel law changes.
- Upgrade Backflow System to electronic program that links directly to enterprise software, upgrade the Core Network Switching Environment, and upgrade/deploy Cybersecurity technical controls to continue to improve on District cybersecurity.

## BUDGET BY DEPARTMENT

### *Department Descriptions*

The District has five departments, each of which is an organizational unit of the District, providing distinct and different services. Included within each department are 2021 accomplishments and 2022 goals. Within every department are separate divisions, each with a listing of budgeted positions, a description of the division, and a two-year financial trend detailing the division's expenses at the account level.

Operating expenses are controlled at the department level and should not exceed appropriations. Budget transfers between divisions may be made administratively if the transfer is within the same department. Budget transfers between departments must be approved by both department directors. Any single modification more than \$50,000 shall require approval by the Board. Any addition to the budget shall also require approval by the Board. All budget transfers are documented and tracked in the District's computerized financial system and reported to the Finance and Audit committee at their regular meetings on the first Thursday of each month.

### *Salaries and Benefits*

The personnel budget for 2022 reflects 42 full-time equivalent (FTE) positions, not including the Board of Directors. The additional positions include the addition of the Assistant General Manager as well as the part-time positions of the Accounting Technician and Customer Service Representative I changing to full-time. The personnel budget for 2022 also reflects 13 part-time positions, up from 12 part-time positions budgeted in 2021, for a total of 55 positions in the budget. Total payroll and related costs are budgeted at \$7,685,000 for an increase of \$880,018 or 12.9%, as compared to 2021.

Over the years, as the community has continued to grow, there has been a need for additional personnel to provide for services, infrastructure, projects, and state mandates. To minimize the fiscal impact of the additional resources needed, the District is increasing the number of part-time and/or temporary positions to be filled rather than implement costly additional full-time positions. The following table depicts changes in personnel from fiscal year 2018 through fiscal year 2022 required to meet new operating demands.

The Beaumont-Cherry Valley Water District Employee Association is the bargaining unit of the Beaumont-Cherry Valley Water District for non-exempt employees, with a multiyear Memorandum of Understanding (MOU) that expires on December 31, 2021. The MOU provides a COLA based upon the August-to-August Unadjusted Consumer Price Index, U.S. Cities average.

## Personnel Summary by Department

Full and Part-Time District Employees	2018 Actual	2019 Actual	2020 Actual	2021 Budget (FT)	2021 Budget (PT)	2022 Budget (FT)	2022 Budget (PT)
<b>Engineering</b>	3	6	6	4	3	4	3
<b>Finance and Administrative Services</b>							
Administrative Services <sup>(1)</sup>	5	7	7	6	5 <sup>(2)</sup>	7	4 <sup>(2)</sup>
Finance	6	6	4	4	2	5	0
Human Resources	0	1	1	1	0	1	0
<b>Information Technology</b>	1	1	1	1	0	1	0
<b>Operations</b>							
Source of Supply	5	4	4	6 <sup>(3)</sup>	0	6	0
Transmission and Distribution	14	13	12	13	2 <sup>(2)</sup>	13	6 <sup>(2)</sup>
Field Inspections	0	0	0	0	0	0	0
Customer Service and Meter Reading	3	3	3	3	0	3	0
Maintenance and General Plant	0	0	0	1 <sup>(3)</sup>	0	1	0
<b>Total Positions</b>	<b>37</b>	<b>41</b>	<b>41</b>	<b>39</b>	<b>12</b>	<b>41</b>	<b>13</b>
<sup>(1)</sup> Includes General Manager, Administrative Assistants, and Customer Service <sup>(2)</sup> Includes 2 temporary part-time employees to implement the AMR/AMI program <sup>(3)</sup> Maintenance Utility Worker listed in Source of Supply in 2021 in error. Actually Maintenance and General Plant.							

### Salaries and Benefits

The District contributes to CalPERS, a multiple-employer defined benefit pension plan. Effective fiscal 2002, the District contracted the retirement formula of 2.7% @ 55. All employees hired before 01/01/13 are covered under this retirement formula and are referred to as Classic Members. The Public Employees' Pension Reform Act (PEPRA) went into effect 01/01/13, with a retirement formula of 2% @ 62. All employees hired after 12/31/12 and not a prior Classic Member of CalPERS are covered under this retirement formula. Participants are required to contribute up to 8% of their annual covered salary. In previous years the District's unfunded liability was included as a percentage of the employer's contribution. Effective fiscal year 2018, CalPERS collects the employer contributions toward the plan's unfunded liability as dollar amounts instead of the prior method of a contribution rate. The plan's normal contribution will continue to be collected as a percentage of payroll. The unfunded accrued liability (UAL) is billed at the beginning of the fiscal year, with the option of prepayment at a discounted rate or

monthly payments. The District's UAL total for 12 monthly payments was \$203,589 for 2021. The District opted to go with the single prepayment option of \$196,817 in lieu of the monthly payments, saving \$6,772.

*Retiree Benefits/Other Post-Employment Benefits (OPEB)*

The District offers post-employment medical benefits. Benefits and employee/employer contributions are based on a minimum of five years of service, hire date, and date of retirement. These benefits are currently funded on a pay-as-you-go basis.



# BOARD OF DIRECTORS

## BOARD OF DIRECTORS

Board of Directors	Positions
Director, Division 1	1
Director, Division 2	1
Director, Division 3	1
Director, Division 4	1
Director, Division 5	1
Total Positions	5

### *Division Description*

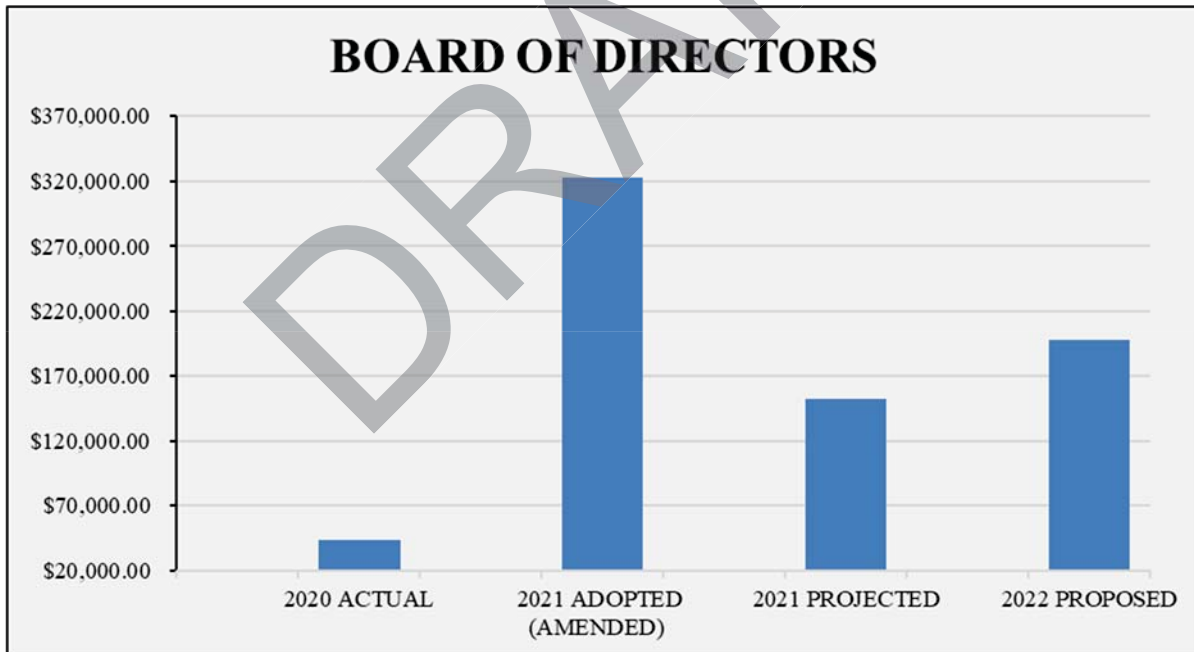
This division includes per diem paid to each Board member as well as the associated payroll tax expenses, health insurance benefits, election expenses and seminar/travel expenses.



## Division Budget

Proposed expenses for 2022 are \$197,000, a 38.9% decrease from the amended budgeted expenses for 2021. This decrease is primarily due to a portion of the Board accepting the available Health Insurance benefit as well as the delayed election-related expenses, recorded the year following an election.

		2020	2021	2021	2022	
		ACTUAL	ADOPTED (AMENDED)	PROJECTED	PROPOSED	CHANGE
<b>BOARD OF DIRECTORS</b>						
01-10-110-500101	Board of Directors Fees	\$ 37,400	\$ 45,200	\$ 63,900	\$ 79,000	\$ 33,800
01-10-110-500115	Social Security	2,319	2,805	4,000	5,000	2,195
01-10-110-500120	Medicare	542	658	900	2,000	1,342
01-10-110-500125	Health Insurance	-	130,241	20,000	76,000	(54,241)
01-10-110-500140	Life Insurance	62	120	100	1,000	880
01-10-110-500143	EAP Program	70	360	100	1,000	640
01-10-110-500145	Workers' Compensation	201	521	300	1,000	479
01-10-110-500175	Training/Education/Mtgs/Travel	2,615	10,000	3,800	14,000	4,000
01-10-110-550012	Election Expenses	6	130,000	58,000	10,000	(120,000)
01-10-110-550042	Supplies-Other	189	1,000	-	4,000	3,000
01-10-110-550051	Advertising/Legal Notices	220	1,400	900	4,000	2,600
		\$ 43,624	\$ 322,305	\$ 152,000	\$ 197,000	\$ (125,305)



# ENGINEERING

## DIVISIONS

- Engineering

## 2021 ACCOMPLISHMENTS

- Maintained and improved working relationships with regional stakeholders including:
  - City of Beaumont
  - San Geronio Pass Water Agency
  - Yucaipa Valley Water District, City of Banning, San Geronio Pass Regional Water Alliance, County of Riverside, Riverside County Flood Control & Water Conservation District, LAFCO, and others
- Continued to expand on water supply review and analysis for the District, the San Geronio Pass Water Agency, and the San Geronio Pass Region stake holders including an in-depth review and analysis of District and regional water supply, water demand, costs and financing analysis of current and future District and regional water supply needs and costs.
- Continued implementation of recycled water opportunity with the City of Beaumont including coordination of activities with City of Beaumont staff and Council Members, continued preparation of recycled water booster station preliminary and final design requirements, design and equipment parameters, and construction schedule and associated costs.
  - Furthered coordination efforts with City of Beaumont staff to provide a suitable location for the District's recycled water booster station.
  - Drafted an Agreement between the District and the City of Beaumont for the purchase and distribution of Recycled Water.
- Prepared and Completed the update to the District's 2015 Urban Water Management Plan (UWMP) as the 2020 UWMP. Prepared and completed the District's 2020 Water Shortage Contingency Plan (WSCP).
- Provided complete in-house (District staff) development engineering support activities including but not limited to: planning, water system modeling, water supply review and assessment, development plan checking, main extension agreement preparation, construction support (including project management pre-construction and construction support, inspection, project coordination, project testing and commissioning, final project inspection, and project closeout) and continued improved communication with the City of Beaumont and other regional stakeholders regarding development activities.
  - Includes completion and execution of Facilities Agreements collecting over \$6M of restricted funds for expansion of the District's infrastructure.
- Further the mapping efforts of the District's GIS system to include a multitude of past District projects and Developer projects.
- Provided engineering support for rehabilitation and repair of existing wells due to failure or ongoing maintenance cycle activities related to equipment failures for Wells 24 and 29.
- Prepared engineering drawings, bid documents, and provided engineering support for the installation of a new pipeline in Antonell Court from Pennsylvania Avenue to Cherry Avenue (Approximately 540 LF).

- Completed and executed the Cooperative Agreement for the MDP Line 16 Storm Drain Project (joint project between Riverside County Flood Control and Water Conservation District and BCVWD). Additionally, responsible for the processing, completion, and execution of Amendment 1 of the Cooperative Agreement.
- Provided District and Regional Master Planning Activities including the following efforts:
  - Continued review and analysis of District water demands including updates to 32 housing tract water consumption data for 2016, 2017, and 2018, and 2019 to understand effects of new water conservation measures as they relate to District Water Supply Consumption. Work included sharing said information with regional and retail water managers as part of regional water supply planning efforts. Work was used for completion of new District water supply projections and preparation of 2020 Urban Water Management Plan.
  - Continued to advance Recycled Water Master Plan. (Plan completion in process and is approximately 85% complete)
- Supported Finance department with the on-going capacity charge study. Provided an in-depth analysis of the Capital Improvement Plan (infrastructure and pipelines expansion projects) to formulate the funding requirements.
- Provided support to Finance and Operations departments with grant funding opportunities for AMR/AMI Projects.
- Completed Leadership Development Academy training for two team members in the Engineering department to further educate staff and develop leadership skills that align with District values.

## **2022 ENGINEERING DEPARTMENT GOALS AND OBJECTIVES**

- Continued advancing water supply review and analysis for the District, the San Geronio Pass Water Agency, and the San Geronio Pass region stakeholders
- Continue implementation of recycled water opportunity with the City of Beaumont including;
  - Coordination of activities with City of Beaumont staff and Council Members
  - Further the Draft Recycled Water Agreement
  - Continue District recycled water implementation efforts
- Coordinate with BCVWD Operations Department to complete on-going Capital Improvement Design activities and commence construction of:
  - Noble Reservoir No. 2 and Transmission Pipeline
  - 2017 Replacement Pipeline Project
  - Well 1A and 2A Well Drilling Project
  - Noble Booster equipment purchase
- Coordinate with BCVWD Operations Department to commence Capital Improvement Projects including request for proposals (as necessary) and design of:
  - Well 30
  - Well 31
  - Well 1A and 2A Pumping Plants
  - Well 30 and 31 Pumping Plants

- City of Beaumont WWTP Recycled Water Booster Station and connection piping
- 2750 PZ to 2850 PZ Booster Station
- 2020 and 2021 Replacement Pipelines
- “B” Line Replacement Pipeline
- Michigan Avenue from 5th to 6th Street Pipeline Replacement
- Non-Potable Pressure Regulating Stations
- Property Acquisition for BCVWD Engineering and Operations Center
- Other miscellaneous projects.
- Continued development of CIP implementation including:
  - Grand Avenue Storm Drain (MDP Line 16)
  - Grand Avenue Storm Drain (MDP Line 16) – NCRF Phase II Pond Grading
  - Grand Avenue Storm Drain (MDP Line 16) – Pipeline Relocation Project
  - Wells 30 and 31 drilling projects
  - 2020-2021 Replacement Pipelines
- Coordinate with Finance Staff to complete a comprehensive Capacity Charges study for Domestic Water and Recycled Water.
- Continued well rehabilitation activities
- Continued mud and debris flow response activities related to the Apple and El Dorado Fires.

DRAFT

## ENGINEERING

Engineering	2021 Budget Full-Time Positions	2021 Budget Part-Time Positions	2022 Budget Full-Time Positions	2022 Budget Part-Time Positions
Director of Engineering	1	0	1	0
Senior Engineer	0	0	0	0
District Engineer	0	2 <sup>(1)</sup>	0	2 <sup>(1)</sup>
Civil Engineering Assistant	2	0	2	0
Development Services Representative <sup>(4)</sup>	1	0	1	0
Engineering Intern	0	1 <sup>(2)</sup>	0	1 <sup>(2)</sup>
<b>Total Positions</b>	<b>4</b>	<b>3</b>	<b>4</b>	<b>3</b>
(1) Based on maximum of 640 hours each (2) Based on maximum of 988 hours				

### Division Description

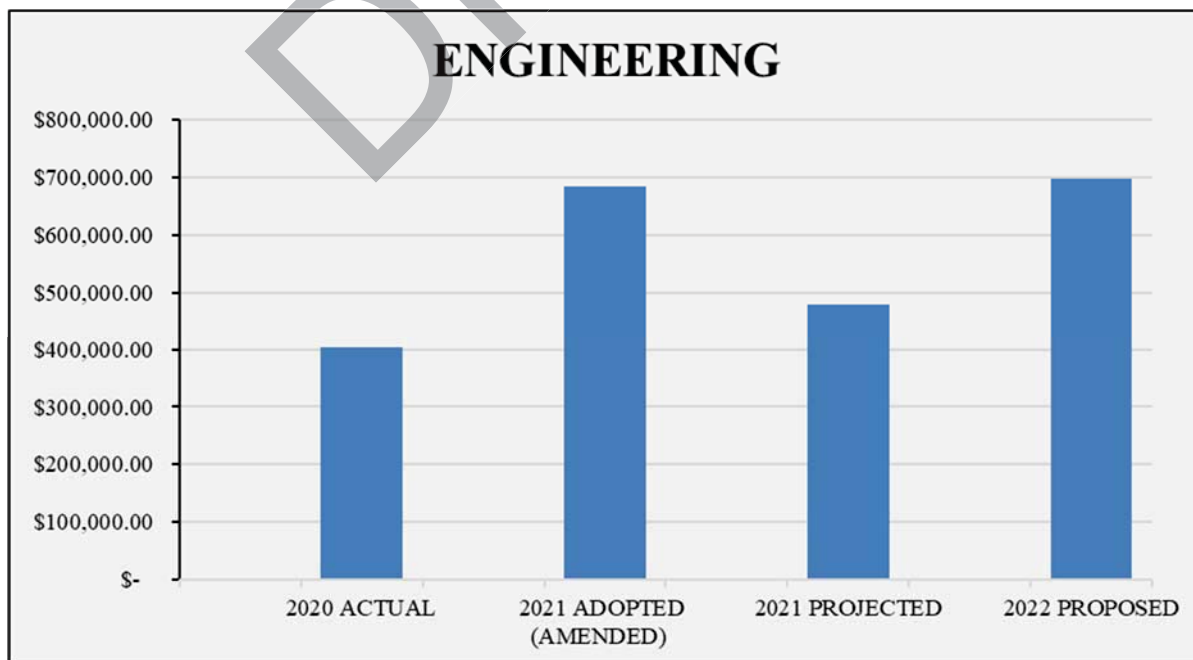
This division is responsible for the plan, design, and construction of the District's domestic water, non-potable water, and general District facilities included in the District's Ten Year Capital Improvement Plan. It develops and implements developer capacity and connection charges and tracks all new development within the District service area, prepares development review letters and agreements, and coordinates developer meetings.



## Division Budget

Proposed expenses for 2022 are \$698,000, a 2.0% increase above the budgeted expenses for 2021. The expected increase is primarily due to increased cost and number of notices for proposals for planning and construction projects.

		2020	2021	2021	2022	
		ACTUAL	ADOPTED (AMENDED)	PROJECTED	PROPOSED	CHANGE
<b>ENGINEERING</b>						
01-20-210-500105	Labor	\$ 365,871	\$ 561,698	\$ 373,200	\$ 567,000	\$ 5,302
01-20-210-500115	Social Security	20,694	39,169	23,700	40,000	831
01-20-210-500120	Medicare	5,557	9,164	5,600	10,000	836
01-20-210-500125	Health Insurance	27,283	107,328	46,400	101,000	(6,328)
01-20-210-500140	Life Insurance	558	2,736	400	2,000	(736)
01-20-210-500143	EAP Program	71	344	100	1,000	656
01-20-210-500145	Workers' Compensation	2,447	5,778	2,400	5,000	(778)
01-20-210-500150	Unemployment Insurance	3,543	19,100	1,200	20,000	900
01-20-210-500155	Retirement/CalPERS	45,540	90,255	50,500	90,000	(255)
01-20-210-500165	Uniforms & Employee Benefits	-	350	-	1,000	650
01-20-210-500175	Training/Education/Mtgs/Travel	180	6,000	1,300	6,000	-
01-20-210-500180	Accrued Sick Leave Expense	6,743	28,816	4,200	29,000	184
01-20-210-500185	Accrued Vacation Leave Expense	4,976	21,282	11,900	23,000	1,718
01-20-210-500187	Accrual Leave Payments	10,312	14,510	2,900	16,000	1,490
01-20-210-500190	Temporary Labor	-	-	-	-	-
01-20-210-500195	CIP Related Labor	(90,887)	(225,000)	(45,600)	(225,000)	-
01-20-210-550030	Membership Dues	416	900	400	2,000	1,100
01-20-210-550051	Advertising/Legal Notices	960	2,000	1,500	10,000	8,000
		<u>\$ 404,266</u>	<u>\$ 684,430</u>	<u>\$ 480,100</u>	<u>\$ 698,000</u>	<u>\$ 13,570</u>



# FINANCE AND ADMINISTRATIVE SERVICES

## DIVISIONS

- Professional Services
- Finance and Administrative Services
- Human Resources

## 2021 ACCOMPLISHMENTS

### Administrative Services

- Contributed to the California Water & Wastewater Arrearages Payment Program survey to pursue grant funding related to COVID-19 related revenue losses.
- Continued public outreach to the District rate payers during the COVID-19 Pandemic and drought conditions.
- Updated District policy to align with SB 998 requirements, expanding on communication, transparency, and providing payment options for need-based customers.
- Implemented an enhanced phone system to support offsite working conditions during emergency situations and launched an enhancement tool for customer service online bill payment platform.
- Distributed a welcome brochure for new Utility Billing customers to introduce them to the district, services provided, billing and payments, and provide additional information for other services within the district.
- Completed Leadership Development Academy training for three team members in the Administrative Division of the Finance and Administrative Services department to further educate staff and develop leadership skills that align with District values.

### Finance

- Acknowledgement of the annual Certificate of Achievement for Excellence in Financial Reporting for the year ending December 31, 2020, from the Government Finance Officers Association (GFOA).
- Received the Operating Budget Excellence Award from the California Society of Municipal Finance Officers (CSMFO) award.
- Completed 2021 District Budget approved by the Board of Directors.
- Attained an unmodified “clean” opinion for the financial statement audit of the year ended December 31, 2020.
- Completion of the Annual Comprehensive Financial Report.
- Continuance of the Miscellaneous Fee Study, in conjunction with the Capacity Fee Study on enhancements for the district’s financial stability.
- Funding implementation of the \$1.5 million WaterSMART Water and Energy Efficiency Grant from the United States Bureau of Reclamation for the Advanced Meter Infrastructure (AMI) Project. Project

implementation included accurate monitoring and remediation of leaks in the district's service area.

Financial reimbursements totaling over half a million dollars are tracked through the project management module.

- Continued districtwide implementation of AMR / AMI meter reading project and billing improvement. On target to complete 7,700-meter upgrades with AMR technology by the 2021 year-end.
- Continued review and analysis of District water demands including updates to 32 housing tract water consumption data for 2016, 2017, 2018, 2019 and 2020 to understand effects of new water conservation measures as they relate to District water supply consumption.
- Collaboration with District Board of Directors and Department staff on financial information including, revenue, and cash flow trends to sustain the district's financial resources during the COVID-19 pandemic and drought conditions.
- Participated in the Lift to Rise program, a new funding source, for COVID-19 utility arrearages program made available for renters in Riverside County.
- Completed Leadership Development Academy training for four team members in the Finance Division of the Finance and Administrative Services department to further educate staff and develop leadership skills that align with District values.

## **Human Resources**

- Surveyed and measured employee engagement through a District-wide survey and achieved Great Place to Work certification, establishing the District as an employer of choice.
- Implemented a District-wide COVID-19 Prevention Program (CPP) in compliance with updated Cal/OSHA requirements and conducted training of all staff in best practices.
- Implementation of NeoGov Human Resources Information System (HRIS) with Insight module.
- Implemented a Classification and Compensation study with consultant.
- Collaborated with the Employee Association in the development of a Memorandum of Understanding (MOU) agreement effective January 1, 2022.
- Establishment of an Emergency Preparedness Committee for implementation of the District's Emergency Response Plan (ERP).
- Conducted a Management and Leadership Academy as a professional development opportunity for management and supervisory employees.
- Completed Leadership Development Academy training for team members in the Human Resources Division of the Finance and Administrative Services department to further educate staff and develop leadership skills that align with District values.
- Centralized the District's safety program and implemented quarterly safety inspections.
- Implementation of consistent best practices recruiting strategies to recruit quality candidates.
- Hosted a Benefits Fair which coincided with Open Enrollment and provided employees with relevant benefit information.
- Collaborated with benefits broker to improve the value of Ancillary benefits for all employees.
- Implementation and completion of Cal/OSHA compliance requirements for COVID-19 Prevention Program (CPP).

- Implemented emergency policies to mitigate risk to the district during COVID-19 pandemic.
- Conducted a virtual open enrollment for the 2021 benefits period and a virtual health fair due to the COVID-19 emergency.

## **2022 FINANCE AND ADMINISTRATIVE SERVICES DEPARTMENT GOALS AND OBJECTIVES**

### **Administrative Services**

- Finalize Developer Impact Fee Study (Facilities Fee Study), another step toward enhancing the District's financial stability.
- Additional bill-pay tools are being considered for implementation in 2022.
- Continue to improve District computer systems and email system to ensure the most up-to-date and secure system to provide high quality service and to minimize exposure to increased public agency cyber-attacks.
- Continue updating District policies to current best practices and current laws, where applicable.
- Continue implementing best practice with the District's Records Retention Policy and paperless filing system.

### **Finance**

- Finalize 2020 Miscellaneous Fee Study and implement updated fees, continuing to enhance the district's financial stability.
- Obtain an unmodified "clean" opinion for the financial statement audit of the year ended December 31, 2021.
- District Backflow software will be upgraded in 2022.
- Timely completion of the district's audited Annual Comprehensive Financial Report and submittal to the Government Officers Association (GFOA) for the annual Certificate of Achievement for Excellence in Financial Reporting for the year ending December 31, 2021.
- Apply and receive the Operating Budget Excellence Award from the California Society of Municipal Finance Officers (CSMFO) for 2022 Budget document.
- Continue seeking prudent cost saving mechanisms, such as applying for Grants for Capital Improvement Projects
- Continue to implement best practices to maximize rate of return of investments safely and prudently.
- Review District's cost recovery components to ensure accurate fees.
- Continue to provide an annual total compensation report for all full-time employees.
- Deploy 4,700 meters with AMR Technology in 2022, based on additional staffing options made possible with grant funding.

### **Human Resources**

- Implementation of additional NeoGov modules for Payroll, Self Service, and Learn, as part of Human Resources Information System (HRIS), to continue to improve departmental workflow efficiency.
- Update District policies for clarity and compliance changes in legislative changes and personnel law changes.
- Workforce and succession planning for essential classifications.

- Development of an employee profile assessment tool to improve onboarding, teambuilding, professional development, and employee engagement.
- Professional development safety training to centralize the District's safety program and implement quarterly safety inspections.
- Update the District's Injury and Illness Prevention Plan.
- Attain the Special District Leadership Foundation (SDLF)'s District Transparency Certificate of Excellence.
- Sustain the District as an Employer of Choice accreditation.
- Conduct the annual benefits/health fair.

DRAFT

## PROFESSIONAL SERVICES

There are no positions budgeted in this division.

### Division Description

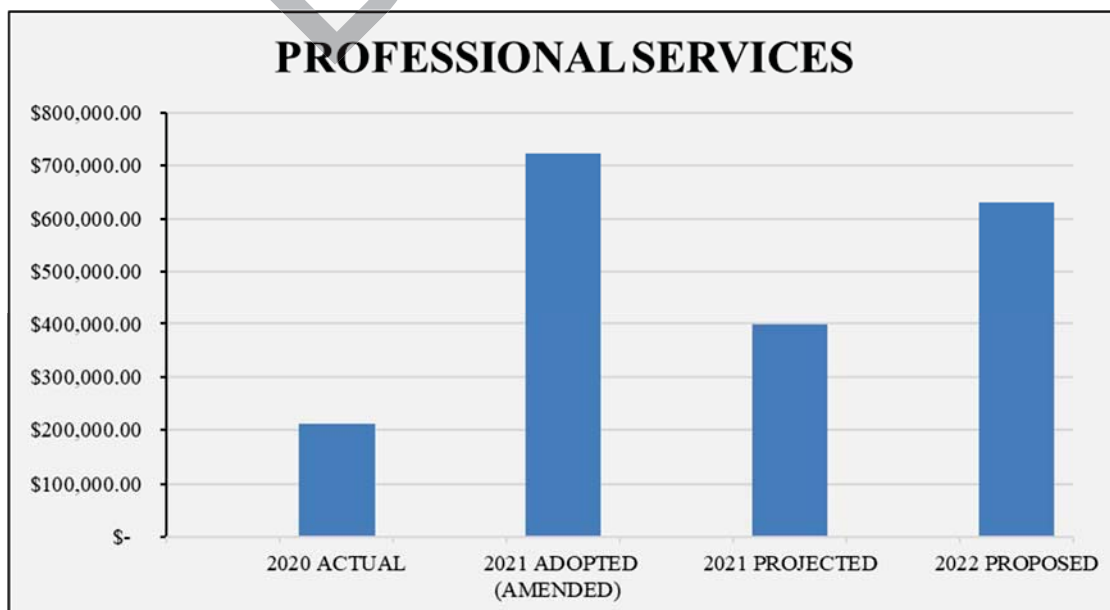
This category includes professional services from outside consultants for legal services, engineering, auditing, and other professional services.

### Division Budget

Proposed expenses for 2022 are \$631,000, a 12.7% decrease below the amended budgeted professional services expenses for 2021, due to an anticipated decrease in other professional services expenses including Development Reimbursable-GIS.

PROFESSIONAL SERVICES		2020 ACTUAL	2021 ADOPTED (AMENDED)	2021 PROJECTED	2022 PROPOSED	CHANGE
01-20-210-540012	Development Reimbursable Engineering	\$ -	\$ -	\$ -	\$ -	\$ -
01-20-210-540014	Development Reimbursable GIS	-	300,000	77,300	75,000	(225,000)
01-20-210-540018	Grant & Loan Procurement	-	-	-	-	-
01-20-210-540048	Permits, Fees & Licensing	-	2,060	-	3,000	940
01-20-210-580031	Outside Engineering	3,780	60,000	-	60,000	-
01-20-210-580032	CIP Related Outside Engineering	-	(41,280)	-	(42,000)	(720)
01-30-310-580001	Accounting and Audit	30,143	36,050	35,100	37,000	950
01-30-310-580011	General Legal	66,717	150,000	94,700	112,000	(38,000)
01-30-310-580036	Other Professional Services	52,989	147,200	115,500	317,000 <sup>(1)</sup>	169,800
01-50-510-550096	Beaumont Basin Watermaster	42,354	50,000	57,600	50,000	-
01-50-510-550097	SAWPA Basin Monitoring Program	14,776	19,000	18,000	19,000	-
		<u>\$ 210,759</u>	<u>\$ 723,030</u>	<u>\$ 398,200</u>	<u>\$ 631,000</u>	<u>\$ (92,030)</u>

(1) Includes Efficiency of Workforce and Succession Planning Consultant



## FINANCE AND ADMINISTRATIVE SERVICES

Finance and Administrative Services	2021 Budget Full-Time Positions	2021 Budget Part-Time Positions	2022 Budget Full-Time Positions	2022 Budget Part-Time Positions
<b>General Manager</b>	1	0	1	0
<b>Director of Finance and Administrative Services</b>	1	0	1	0
<b>Senior Finance and Administrative Analyst</b>	1	0	1	0
<b>Senior Accountant</b>	1	0	1	0
<b>Accountant III</b>	1	1 <sup>(1)</sup>	1	0
<b>Accounting Technician</b>	0	0	1	0
<b>Account Clerk (Part-Time)<sup>(2)</sup></b>	0	1 <sup>(3)</sup>	0	0
<b>Administrative Assistant</b>	1	1 <sup>(3)</sup>	1	1 <sup>(3)</sup>
<b>Customer Service Representative III</b>	1	0	1	0
<b>Customer Service Representative II</b>	1	0	1	0
<b>Customer Service Representative I</b>	2	2 <sup>(3)</sup>	3	1 <sup>(3)</sup>
<b>Customer Service Representative I (AMR)<sup>(4)</sup></b>	0	2 <sup>(4)</sup>	0	2 <sup>(4)</sup>
<b>Total Positions</b>	<b>10</b>	<b>7</b>	<b>12</b>	<b>4</b>
<p>(1) Total budget for position is based on 900 hours</p> <p>(2) Position eliminated for 2022</p> <p>(3) Total budget for position is based on 988 hours</p> <p>(4) Specific to AMR project with 50% grant match; each position is based on 1,000 hours</p>				

### Division Description

This division includes all administrative salaries, employee benefits, operating supplies, property insurance and other expenses associated with the following administrative functions of the District.

#### General Manager

Appointed by the Board of Directors, the General Manager plans, directs and oversees District programs, services and resources in accordance with short and long-range goals, policy statements and directives.

#### Accounting

The accounting section is responsible for managing the general ledger, bank reconciliation, fixed assets, financial reports, payroll, accounts payable, accounts receivable, annual budget and investment and cash management.

### *Billing and Customer Service*

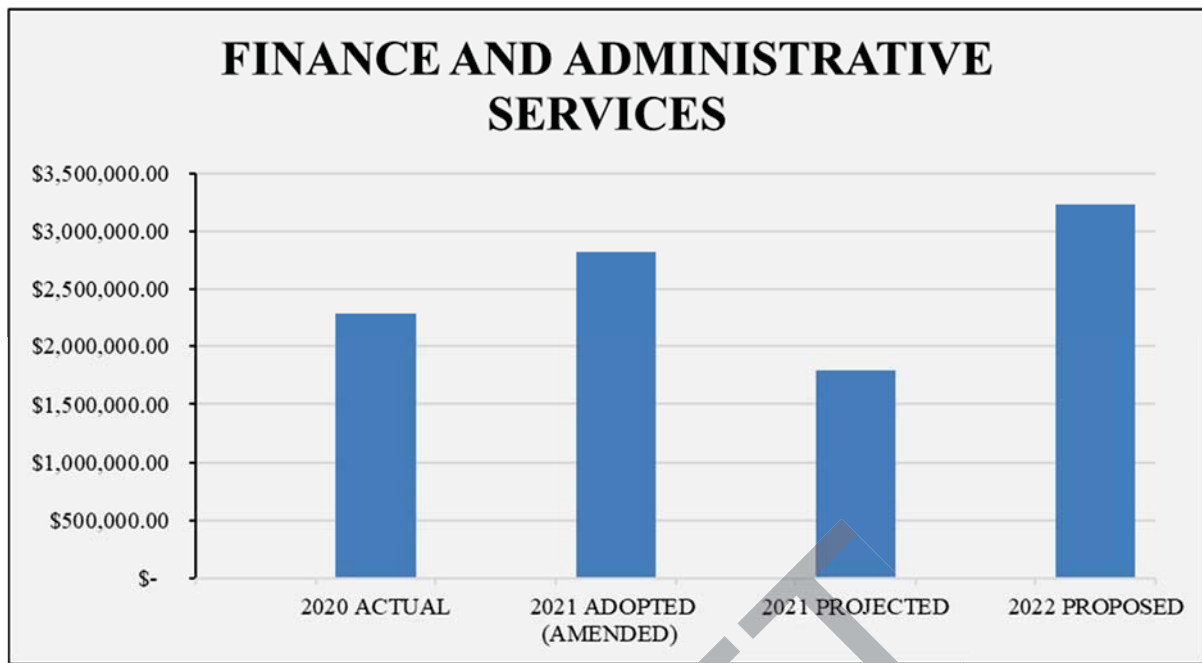
This section is responsible for managing all billing data, coordinating with other departments, ensuring that all customer bills are accurate and sent on time, aiding with payments, opening, and closing accounts, account information, water consumption and more.



## Division Budget

Proposed expenses for 2022 are \$3,236,100, a 14.7% increase above the amended budgeted finance and administrative services expenses for 2021. The expected increase for 2022 is due to the conversion of two part-time positions to full-time for 2022 as well as the anticipated increase in the GASB 68 Pension Expense and Estimated Current Year OPEB Expense, which are non-cash expenses, that are actuarially determined and are required to record the changes in the respective liabilities.

		2020	2021	2021	2022	
		ACTUAL	ADOPTED (AMENDED)	PROJECTED	PROPOSED	CHANGE
<b>FINANCE AND ADMINISTRATIVE SERVICES</b>						
01-30-310-500105	Labor	\$ 891,530	\$ 1,178,947	\$ 822,500	\$ 1,225,000	\$ 46,053
01-30-310-500110	Overtime	1,045	1,214	5,400	9,000	7,786
01-30-310-500111	Double Time	181	193	300	1,000	807
01-30-310-500115	Social Security	47,945	88,696	53,500	92,000	3,304
01-30-310-500120	Medicare	14,496	20,759	13,500	22,000	1,241
01-30-310-500125	Health Insurance	188,265	268,320	190,700	348,000	79,680
01-30-310-500130	CalPERS Health Administration Costs	1,778	2,500	1,800	2,000	(500)
01-30-310-500140	Life Insurance	1,943	6,348	1,200	4,000	(2,348)
01-30-310-500143	EAP Program	238	885	200	2,000	1,115
01-30-310-500145	Workers' Compensation	5,248	11,734	4,900	10,000	(1,734)
01-30-310-500150	Unemployment Insurance	10,725	40,094	-	42,000	1,906
01-30-310-500155	Retirement/CalPERS	183,901	211,738	184,300	244,000	32,262
01-30-310-500161	Estimated Current Year OPEB Expense	202,149	151,500	-	213,000	61,500
01-30-310-500165	Uniforms & Employee Benefits	24	1,000	-	1,000	-
01-30-310-500175	Training/Education/Mtgs/Travel	7,311	25,000	4,500	31,000	6,000
01-30-310-500180	Accrued Sick Leave Expense	20,536	57,478	17,100	63,000	5,522
01-30-310-500185	Accrued Vacation Leave Expense	28,755	86,947	47,000	89,000	2,053
01-30-310-500187	Accrual Leave Payments	74,782	93,571	48,300	93,000	(571)
01-30-310-500190	Temporary Labor	62,404	49,154	71,800	45,000	(4,154)
01-30-310-500195	CIP Related Labor	(6,253)	(16,032)	-	(16,000)	32
01-30-310-550001	Bank/Financial Service Fees	6,435	20,600	6,400	17,000	(3,600)
01-30-310-550006	Cashiering Shortages/Overages	(1)	50	-	100	50
01-30-310-550008	Transaction/Return Fees	872	2,500	900	3,000	500
01-30-310-550010	Transaction/Credit Card Fees	69,346	78,000	80,600	80,000	2,000
01-30-310-550014	Credit Check Fees	5,042	10,300	6,100	7,000	(3,300)
01-30-310-550018	Employee Medical/First Aid	-	300	-	-	(300)
01-30-310-550030	Membership Dues	30,740	43,260	45,800	40,000	(3,260)
01-30-310-550036	Notary & Lien Fees	363	2,060	700	3,000	940
01-30-310-550042	Office Supplies	7,507	10,000	9,700	10,000	-
01-30-310-550046	Office Equipment	174	5,000	2,200	5,000	-
01-30-310-550048	Postage	3,446	12,000	3,400	40,000	28,000
01-30-310-550050	Utility Billing Service	65,759	72,000	67,400	81,000	9,000
01-30-310-550051	Advertising/Legal Notices	556	4,000	-	1,000	(3,000)
01-30-310-550054	Property, Auto & General Liability Insurance	92,035	85,000	104,100	120,000	35,000
01-30-310-550066	Subscriptions	538	2,000	-	-	(2,000)
01-30-310-550072	Miscellaneous Operating Expenses	0	1,000	-	1,000	-
01-30-310-550078	Bad Debt Expense	-	25,000	-	25,000	-
01-30-310-560000	GASB 68 Pension Expense	268,909	167,500	-	283,000	115,500
		\$ 2,288,724	\$ 2,820,616	\$ 1,794,300	\$ 3,236,100	\$ 415,484
NOTE: System Depreciation is omitted from the chart for clarity						
01-30-310-550084	Depreciation	\$ 2,865,579	\$ 2,850,000	\$ 2,887,000	\$ 3,000,000	\$ 150,000



DRAFT

## HUMAN RESOURCES AND RISK MANAGEMENT

Human Resources	2021 Budget Full-Time Positions	2021 Budget Part-Time Positions	2022 Budget Full-Time Positions	2022 Budget Part-Time Positions
Human Resources Coordinator	1	0	1	0
<b>Total Positions</b>	<b>1</b>	<b>0</b>	<b>1</b>	<b>0</b>

### Division Description

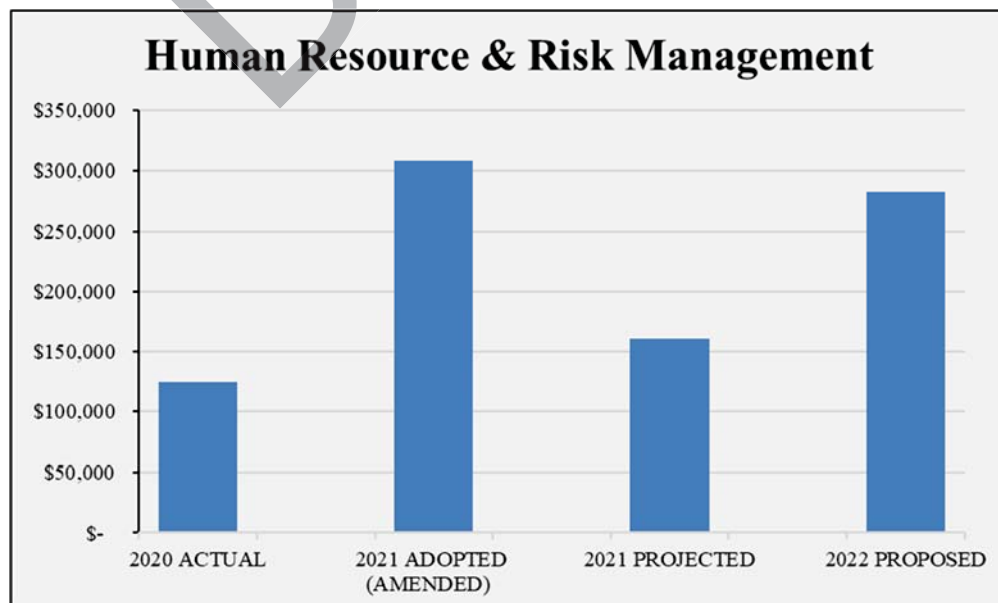
This division ensures the District is compliant with all legal and regulatory requirements related to personnel, as well as a healthy and happy workplace environment.



## Division Budget

Proposed expenses for 2022 are \$282,200, a 8.4% decrease below budgeted human resources and risk management expenses for 2021, due to

		2020	2021	2021	2022	
		ACTUAL	ADOPTED (AMENDED)	PROJECTED	PROPOSED	CHANGE
<b>HUMAN RESOURCES AND RISK MANAGEMENT</b>						
01-30-320-500105	Labor	\$ 53,479	\$ 67,242	\$ 53,300	\$ 71,000	\$ 3,758
01-30-320-500110	Overtime	1,037	563	2,700	3,000	2,437
01-30-320-500111	Double Time	48	-	400	-	-
01-30-320-500115	Social Security	3,182	4,630	3,700	6,000	1,370
01-30-320-500120	Medicare	818	1,084	900	2,000	916
01-30-320-500125	Health Insurance	14,878	26,832	15,300	26,000	(832)
01-30-320-500140	Life Insurance	118	444	100	1,000	556
01-30-320-500143	EAP Program	22	72	-	1,000	928
01-30-320-500145	Workers' Compensation	303	661	300	1,000	339
01-30-320-500150	Unemployment Insurance	-	2,287	-	3,000	713
01-30-320-500155	Retirement/CalPERS	5,054	11,828	5,800	8,000	(3,828)
01-30-320-500165	Uniforms & Employee Benefits	-	111	-	200	89
01-30-320-500175	Training/Education/Mtgs/Travel	693	9,400	100	13,000	3,600
01-30-320-500176	District Professional Development	-	29,000	100	24,000	(5,000)
01-30-320-500177	General Safety Training & Supplies	9,275	28,250	7,800	31,000	2,750
01-30-320-500180	Accrued Sick Leave Expense	1,968	3,106	800	4,000	894
01-30-320-500185	Accrued Vacation Leave Expense	2,924	3,202	1,900	4,000	798
01-30-320-500187	Accrual Leave Payments	-	449	-	2,000	1,551
01-30-320-500190	Temporary Labor	-	-	-	-	-
01-30-320-550024	Employment Testing	170	4,530	1,900	5,000	470
01-30-320-550025	Employee Retention	898	5,000	600	5,000	-
01-30-320-550026	Recruitment Expense	-	8,059	3,300	13,000	4,941
01-30-320-550028	District Certification	-	2,550	2,300	4,000	1,450
01-30-320-550030	Membership Dues	199	1,470	1,700	3,000	1,530
01-30-320-550042	Office Supplies	906	2,500	1,500	3,000	500
01-30-320-550051	Advertising/Legal Notices	2,882	2,785	1,500	4,000	1,215
01-30-320-580036	Other Professional Services	25,489	92,000	54,500	45,000	(47,000)
		\$ 124,342	\$ 308,055	\$ 160,500	\$ 282,200	\$ (25,855)



# INFORMATION TECHNOLOGY

## DIVISIONS

- Information Technology

## 2021 ACCOMPLISHMENTS

- Completed computer workstation upgrades, server upgrades and application upgrades to ensure that the BCVWD computer network was current and capable of providing the District with an efficient computer environment to conduct business.
- Upgraded existing telephone system at the District to provide additional features, call routing capabilities and remote work capabilities.
- Upgrade District printing capabilities by adding new / additional Multi-Function Printers.
- Expanded District Backup and Disaster Recovery Plan to ensure business continuity, to include offsite replication.
- Upgraded the Board of Directors chambers Audio Visual systems and incorporate Zoom and Video Conferencing technologies.
- Upgraded Conference Equipment in Conference Rooms and General Manager Office.
- Upgraded District cybersecurity defenses to include additional hardware, software, and monitoring capabilities.
- Further matured the Information Security Plan at BCVWD by conducting an Internal Information Security Risk Assessment and improve on findings in preparation for an external risk assessment and pen test.
- Deployed NeoGov Human Resource Information System (HRIS) and modules that will allow the further expansion for adding Personnel tracking, Payroll, and Self Service in 2022.
- Upgraded District 2-way radio system, adding a digital frequency and installing a new repeater and mobile radio capabilities District wide.
- Assisted all departments with fulfilling technical requirements for their 2021 goals and objectives.
- Completed Leadership Development Academy training for team members in the Information Technology department to further educate staff and develop leadership skills that align with District values.

## 2022 INFORMATION TECHNOLOGY DEPARTMENT GOALS AND OBJECTIVES

- Ongoing computer workstation upgrades, server upgrades and application upgrades to ensure that the BCVWD computer network is current and capable of providing the District with an efficient computer environment to conduct business.
- Upgrade Backflow System to electronic program that links directly to enterprise software.
- Add additional iPads and automated forms to field staff to help streamline processes.
- Continued NeoGov module implementation.
- Continue Supervisory Control and Data Acquisition (SCADA) system upgrade.

- Continue to implement AMR / AMI project, and complete Phase III.
- Assist all departments with fulfilling technical requirements for their 2022 goals and objectives.
- Upgrade Core Network Switching Environment.
- Upgrade / Deploy Cybersecurity technical controls to continue to improve on District cybersecurity.
- Upgrade Core UPS in IT Server Room for backup power.
- Re-wire server room to clean up and de-clutter existing environment.
- Update IT Policies and Procedures as well as Update Cybersecurity Policies and Procedures.

DRAFT

## INFORMATION TECHNOLOGY

Information Technology	2021 Budget Full-Time Positions	2021 Budget Part-Time Positions	2022 Budget Full-Time Positions	2022 Budget Part-Time Positions
Director of Information Technology	1	0	1	0
<b>Total Positions</b>	<b>1</b>	<b>0</b>	<b>1</b>	<b>0</b>

### *Division Description*

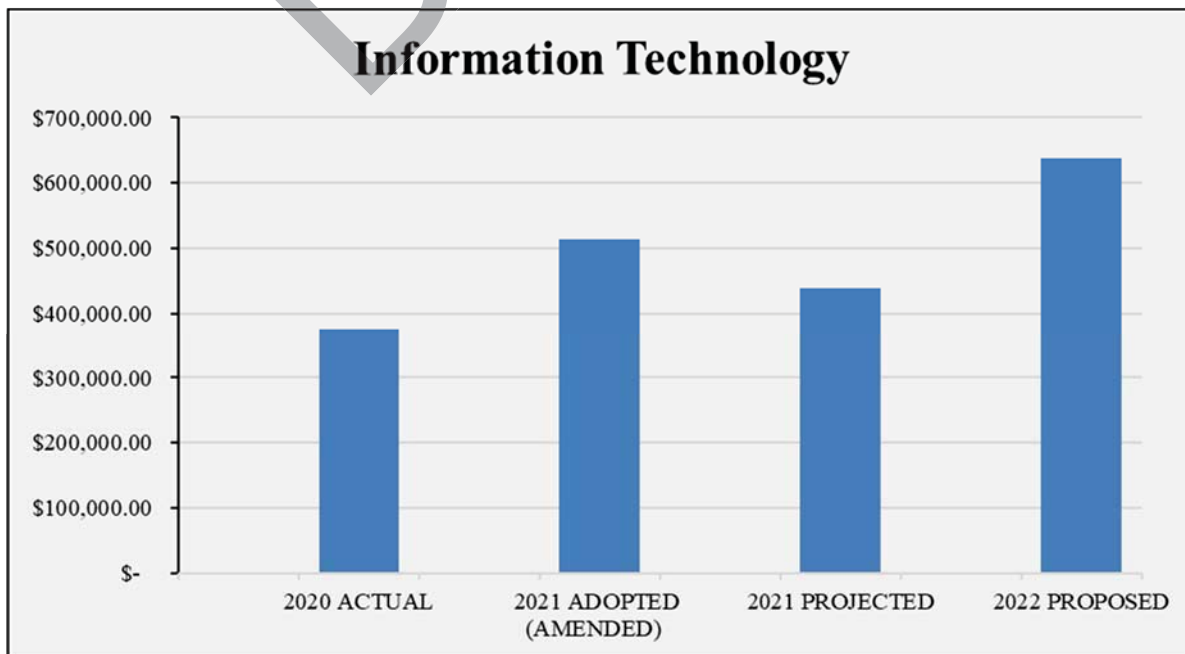
This division includes the administrative salaries, employee benefits, operating supplies, and other expenses associated with the effective and efficient integration of technology into the District's business practices and procedures.



## Division Budget

Proposed expenses for 2022 are \$637,000 a 23.8% increase above the budgeted information technology expenses for 2021, due to an anticipated increase in license, maintenance, and support expenses related to information technology as well as new expenses for cybersecurity software and hardware.

		2020	2021	2021	2022	
INFORMATION TECHNOLOGY		ACTUAL	ADOPTED (AMENDED)	PROJECTED	PROPOSED	CHANGE
01-35-315-500105	Labor	\$ 128,504	\$ 143,514	\$ 131,000	\$ 152,000	\$ 8,486
01-35-315-500115	Social Security	8,634	11,298	9,500	12,000	702
01-35-315-500120	Medicare	2,341	2,643	2,200	3,000	357
01-35-315-500125	Health Insurance	25,371	26,832	26,000	26,000	(832)
01-35-315-500140	Life Insurance	276	936	200	1,000	64
01-35-315-500143	EAP Program	22	72	-	1,000	928
01-35-315-500145	Workers' Compensation	696	1,476	700	2,000	524
01-35-315-500150	Unemployment Insurance	-	4,880	-	6,000	1,120
01-35-315-500155	Retirement/CalPERS	14,034	15,804	15,500	18,000	2,196
01-35-315-500165	Uniforms & Employee Benefits	-	-	-	-	-
01-35-315-500175	Training/Education/Mtgs/Travel	3,810	4,120	4,300	5,000	880
01-35-315-500180	Accrued Sick Leave Expense	454	8,270	-	9,000	730
01-35-315-500185	Accrued Vacation Leave Expense	(14,937)	15,035	-	16,000	965
01-35-315-500187	Accrual Leave Payments	32,827	14,660	22,600	15,000	340
01-35-315-500190	Temporary Labor	-	-	-	-	-
01-35-315-500195	CIP Related Labor	-	(32,875)	-	(33,000)	(125)
01-35-315-501511	Telephone/Internet Service	29,025	36,668	39,100	45,000	8,332
01-35-315-501521	Building Alarms and Security	-	-	-	10,000	10,000
01-35-315-540014	GIS Maintenance and Updates	-	-	-	10,000	10,000
01-35-315-550030	Membership Dues	-	2,060	2,300	3,000	940
01-35-315-550044	Printing/Toner & Maintenance	-	19,000	17,100	28,000	9,000
01-35-315-550051	Advertising/Legal Notices	1,250	-	-	-	-
01-35-315-580016	Computer Hardware	16,202	25,000	3,900	30,000	5,000
01-35-315-580021	IT/Software Support	-	5,150	4,700	8,000	2,850
01-35-315-580026	License/Maintenance/Support	127,780	210,000	159,800	220,000	10,000
01-35-315-580028	Cybersecurity Software/Hardware	-	-	-	50,000	50,000
		\$ 376,287	\$ 514,543	\$ 438,900	\$ 637,000	\$ 122,457





# OPERATIONS

## DIVISIONS

- Source of Supply
- Transmission and Distribution
- Field Inspections
- Customer Service and Meter Reading
- Maintenance and General Plant

## 2021 ACCOMPLISHMENTS

- Provided coordination with the District's Information Technology (IT) department to leverage IT and establish an efficient process for compliance with Electronic Positive Response for Underground Service Alert (USA) tickets.
- Replaced over 6,000 customer meters and met required benchmarks identified in the awarded grant contract for AMR/AMI implementation of electronic meters.
- Provided coordination and support for contractor work to complete the replacement of water facilities on Antonell Ct., including water main and service lines.
- Provided over 1,200 hours of developer funded new facility inspections of water mains, service lines, fire hydrant laterals and associated appurtenances.
- Provided field planning and ongoing support for the Grand Avenue Storm Drain (MDP Line 16) Project in cooperation with the Engineering Department and Riverside County Flood Control & Water Conservation District.
- Provided support to Riverside County Flood Control & Water Conservation District and emergency response personnel, as a member of the Burn Area Task Force, during weather conditions that pose a risk for mud and debris flows from the Apple/El Dorado burn scars.
- Provided community outreach and drought related presentations to various HOAs and community groups.
- Completed the Well 14 and Well 24 well rehabilitation and pumping unit repair projects.
- Completed the Well 25 and Well 29 (in progress) emergency pumping unit and electric motor repair projects to increase pumping capacity during the high demand summer months to provide redundancy for fire protection efforts and to prepare for anticipated Southern California Edison Public Safety Power Shutoffs (PSPS).
- Completed a District wide sanitary survey with the California Water Resources Control Board, Division of Drinking Water.
- Developed and implemented new emergency leak response and repair activities in support of the City of Beaumont's encroachment permit and street moratorium requirements.
- Provided a grant application, support, planning and deployment of a new digital repeater and handheld radio system.
- Continue to improve the District Safety Program by utilizing professional risk management, safe work practices, training, and by providing additional safety equipment.

- Completed the installation of additional eyewash/showers at District facilities in accordance with safety improvements identified in the District's 2021-2025 Capital Improvement Budget.
- Provided coordination with the District's IT department to deploy a drone, pilot training and drone policy, to reduce risk and further improve the District Safety Program by reducing the need to climb elevated water storage tanks and buildings for both normal and emergency facility inspections.
- Completed Leadership Development Academy training for nine team members in the Operations department to further educate staff and develop leadership skills that align with District values.

## **2022 OPERATIONS DEPARTMENT GOALS AND OBJECTIVES**

- Continue mapping of the District's non-potable system including the mapping of customer non-potable/potable water use areas and piping for use in Recycled Water permitting.
- Complete system wide shutdown tests of non-potable water system including all non-potable water users to ensure complete separation of the non-potable and potable water systems on both District and end user properties.
- Begin recycled water conversion as end user properties are approved and included in the City of Beaumont's Recycled Water Use Permit.
- Support Engineering staff and the City of Beaumont to design and build a booster station that will allow the District to receive recycled water from the City of Beaumont's Wastewater Treatment Plant and deliver said water to the District owned non-potable 2800 Reservoir.
- Provide support and inspection activities for the District's capital projects to drill two new potable water wells (i.e. Wells 1A and 2A) to increase redundancy and provide additional pumping capacity to meet high system demands.
- Provide support and inspection activities for the construction of the District's capital project Noble Reservoir 2 and associated pipeline improvements to provide additional storage capacity in the District's 3040 pressure zone.
- Provide support and inspection activities for the capital replacement project of two potable water mains identified as P-3620-0012 Avenue Altejo Bella, Avenida Miravilla to End of Cul-De-Sac and P-3620-0015 Appletree Lane, B-Line to Oak Glen Road.
- Coordinate with Engineering staff to design and construct well buildings in Edgar Canyon with fire-resistant material to replace wood structures and provide additional protection for crucial District infrastructure during wildfires.
- Coordinate with the District's Information Technology (IT) department and District vendors to update and replace the existing SCADA Telemetry system in accordance with the District's Capital Improvement Plan (CIP).
- Continue aggressive meter replacement to meet benchmarks identified in the awarded grant contract for AMR/AMI implementation with complete meter replacement and AMI infrastructure installation by year's end.
- Coordinate with the District's IT department to leverage IT and improve the District's valve maintenance, flushing, and backflow programs.

## SOURCE OF SUPPLY

Source of Supply	2021 Budget Full-Time Positions	2021 Budget Part-Time Positions	2022 Budget Full-Time Positions	2022 Budget Part-Time Positions
Recycled Water Supervisor	1	0	1	0
Production Supervisor	1	0	1	0
Production Maintenance II	3	0	3	0
Production Maintenance I	1	0	1	0
Maintenance Utility Worker <sup>(1)</sup>	1	0	0	0
Heavy Equipment Operator <sup>(2)</sup>	0	0	0	0
<b>Total Positions</b>	<b>7</b>	<b>0</b>	<b>6</b>	<b>0</b>
<p>(1) New position budgeted for 2021, for maintenance of District sites. These duties have historically been performed by a Production Maintenance I. Actual Division is Maintenance</p> <p>(2) Non-budget position, based on 988 hours</p>				

### Division Description

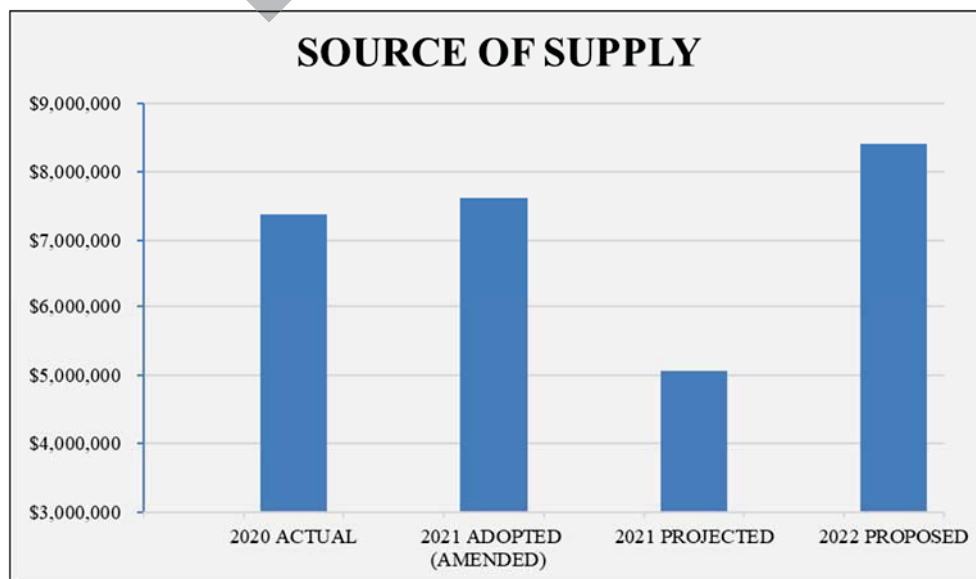
Source of Supply represents the division responsible for expenses related to the operation and maintenance of wells, booster stations, storage facilities, State Water Project supplies. It oversees supervisory control and data acquisition (SCADA), water quality functions, and the construction, installation, testing, calibration, maintenance and repair of electrical systems and process control instrumentation systems.



## Division Budget

Source of supply expenses for 2022 are proposed as \$8,393,000, a 10.1% increase above the 2021 budgeted expenses, due to an increase in the expected State project Water Purchases.

SOURCE OF SUPPLY		2020	2021	2021	2022	CHANGE
		ACTUAL	ADOPTED (AMENDED)	PROJECTED	PROPOSED	
01-40-410-500105	Labor	\$ 236,537	\$ 483,039	\$ 236,600	\$ 451,000	\$ (32,039)
01-40-410-500110	Overtime	9,903	20,292	5,700	15,000	(5,292)
01-40-410-500111	Double Time	1,463	2,751	3,400	3,000	249
01-40-410-500113	Standby/On-Call	7,875	12,250	9,300	13,000	750
01-40-410-500115	Social Security	18,141	36,063	17,600	34,000	(2,063)
01-40-410-500120	Medicare	4,291	8,439	4,100	8,000	(439)
01-40-410-500125	Health Insurance	90,454	187,824	94,500	151,000	(36,824)
01-40-410-500140	Life Insurance	568	3,252	400	2,000	(1,252)
01-40-410-500143	EAP Program	87	504	100	1,000	496
01-40-410-500145	Workers' Compensation	8,110	24,270	7,600	19,000	(5,270)
01-40-410-500150	Unemployment Insurance	5,041	57,436	12,800	64,000	6,564
01-40-410-500155	Retirement/CalPERS	63,819	111,455	67,100	105,000	(6,455)
01-40-410-500165	Uniforms & Employee Benefits	1,456	3,652	1,500	4,000	348
01-40-410-500175	Training/Education/Mtgs/Travel	2,075	6,000	3,600	6,000	-
01-40-410-500180	Accrued Sick Leave Expense	15,536	22,256	11,400	21,000	(1,256)
01-40-410-500185	Accrued Vacation Leave Expense	14,631	31,088	15,000	31,000	(88)
01-40-410-500187	Accrual Leave Payments	3,015	8,586	-	11,000	2,414
01-40-410-500195	CIP Related Labor	-	(30,000)	-	(20,000)	10,000
01-40-410-500501	State Project Water Purchases	4,390,995	3,870,300	1,795,500	4,349,000	478,700
01-40-410-500511	Ground Water Purchases	-	-	-	-	-
01-40-410-501101	Electricity - Wells	2,105,011	2,327,800	2,316,200	2,467,000	139,200
01-40-410-501201	Gas - Wells	181	225	200	1,000	775
01-40-410-510011	Treatment & Chemicals	65,770	110,000	219,800	150,000	40,000
01-40-410-510021	Lab Testing	57,882	75,000	55,300	90,000	15,000
01-40-410-510031	Small Tools, Parts & Maintenance	6,988	8,000	7,900	8,000	-
01-40-410-520021	Maintenance & Repair-Telemetry Equipm	3,212	4,280	-	5,000	720
01-40-410-520061	Maintenance & Repair-Pumping Equipme	185,630	142,613	51,700	303,000	160,387
01-40-410-540084	Regulations Mandates & Tariffs	78,040	90,000	120,100	97,000	7,000
01-40-410-550024	Employment Testing	150	-	-	1,000	1,000
01-40-410-550066	Subscriptions	1,070	3,000	-	3,000	-
		\$ 7,377,929	\$ 7,620,375	\$ 5,057,400	\$ 8,393,000	\$ 772,625



## TRANSMISSION AND DISTRIBUTION

Transmission and Distribution	2021 Budget Full-Time Positions	2021 Budget Part-Time Positions	2022 Budget Full-Time Positions	2022 Budget Part-Time Positions
Director of Operations	1	0	1	0
Field Superintendent	1	0	1	0
Transmission and Distribution Supervisor	1	0	1	0
Water Utility Person III	3 <sup>(1)</sup>	0	3 <sup>(1)</sup>	0
Water Utility Person II	2 <sup>(1)</sup>	0	2 <sup>(1)</sup>	0
Water Utility Person I	5 <sup>(1)</sup>	0	5 <sup>(1)</sup>	4 <sup>(2)</sup>
Water Utility Person I (AMR)	0	2 <sup>(3)</sup>	0	2 <sup>(3)</sup>
<b>Total Positions</b>	<b>13</b>	<b>2</b>	<b>13</b>	<b>6</b>
<p>(1) Employee counted in home department only; total budget splits expenses for other departments worked</p> <p>(2) Additional staffing to assist with peak summer activity</p> <p>(3) Specific to AMR/AMI project with 50% grant match; each position is based on 2,000 hours</p>				

### Division Description

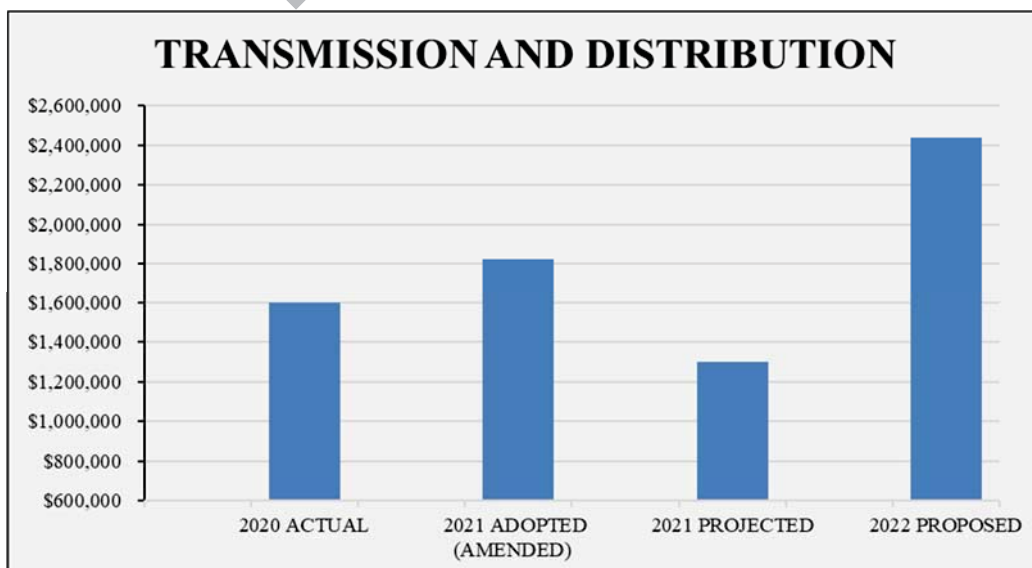
This division includes the maintenance of the distribution system, service connections, meters, tanks and pressure regulating stations that deliver water throughout the District. This division also includes expenses associated with new service requests, fire hydrants and fire services.



## Division Budget

Proposed expenses for 2022 are \$2,439,000, a 33.9% increase above the 2021 budgeted transmission and distribution expenses. The expected increase is due to the additional temporary staffing for peak leak season as well as vegetation and weed control, along with contracted services for developer inspections.

		2020	2021	2021	2022	
		ACTUAL	ADOPTED (AMENDED)	PROJECTED	PROPOSED	CHANGE
<b>TRANSMISSION AND DISTRIBUTION</b>						
01-40-440-500105	Labor	\$ 582,607	\$ 890,681	\$ 531,000	\$ 1,061,000	\$ 170,319
01-40-440-500110	Overtime	50,521	42,887	50,700	57,000	14,113
01-40-440-500111	Double Time	22,275	11,117	28,000	30,000	18,883
01-40-440-500113	Standby/On-Call	15,775	29,250	16,000	28,000	(1,250)
01-40-440-500115	Social Security	47,828	68,068	42,000	85,000	16,932
01-40-440-500120	Medicare	11,286	15,931	9,800	20,000	4,069
01-40-440-500125	Health Insurance	204,604	303,216	171,300	351,000	47,784
01-40-440-500140	Life Insurance	1,529	5,496	900	4,000	(1,496)
01-40-440-500143	EAP Program	254	956	200	2,000	1,044
01-40-440-500145	Workers' Compensation	15,761	34,644	13,100	36,000	1,356
01-40-440-500155	Retirement/CalPERS	149,210	188,285	135,300	224,000	35,715
01-40-440-500165	Uniforms & Employee Benefits	6,200	7,000	6,100	14,000	7,000
01-40-440-500175	Training/Education/Mtgs/Travel	207	3,090	400	5,000	1,910
01-40-440-500177	General Safety Supplies	-	7,000	1,700	11,000	4,000
01-40-440-500180	Accrued Sick Leave Expense	39,722	45,345	17,600	54,000	8,655
01-40-440-500185	Accrued Vacation Leave Expense	34,804	53,352	35,500	64,000	10,648
01-40-440-500187	Accrual Leave Payments	33,100	20,399	1,800	63,000	42,601
01-40-440-500190	Temporary Labor	-	-	-	166,000	166,000
01-40-440-500195	CIP Related Labor	(8,580)	(110,920)	(800)	(111,000)	(80)
01-40-440-510031	Maintenance and Repair- Pipeline & Hyd	17,787	13,250	12,300	14,000	750
01-40-440-520071	Maintenance and Repair- Hydraulically C	100,058	30,000	65,900	73,000	43,000
01-40-440-520081	Maint & Rpr-Pressure Regulators	14,612	8,750	7,400	25,000	16,250
01-40-440-540001	Backflow Maintenance	1,810	4,200	4,100	5,000	800
01-40-440-540024	Inventory Adjustments	25,560	7,452	40,700	26,000	18,548
01-40-440-540036	Line Locates	2,070	3,605	2,600	4,000	395
01-40-440-540042	Meters Maintenance & Services	207,560	80,000	101,900	90,000	10,000
01-40-440-540078	Reservoirs Maintenance	20,927	54,500	-	33,000	(21,500)
01-40-440-550024	Employment Testing	-	-	-	1,000	1,000
01-40-440-550051	Advertising/Legal Notices	1,670	4,000	1,700	4,000	-
		<u>\$ 1,599,156</u>	<u>\$ 1,821,554</u>	<u>\$ 1,297,200</u>	<u>\$ 2,439,000</u>	<u>\$ 617,446</u>



## INSPECTIONS

Inspections	2020 Budget Full-Time Positions	2020 Budget Part-Time Positions	2021 Budget Full-Time Positions	2021 Budget Part-Time Positions
Water Utility Person III	0 <sup>(1)</sup>	0	0 <sup>(1)</sup>	0
<b>Total Positions</b>	<b>0</b>	<b>0</b>	<b>0</b>	<b>0</b>
<i>(1) Budget amount represents portion of full-time position expenses from Transmission and Distribution employees who perform duties within this division</i>				

### Division Description

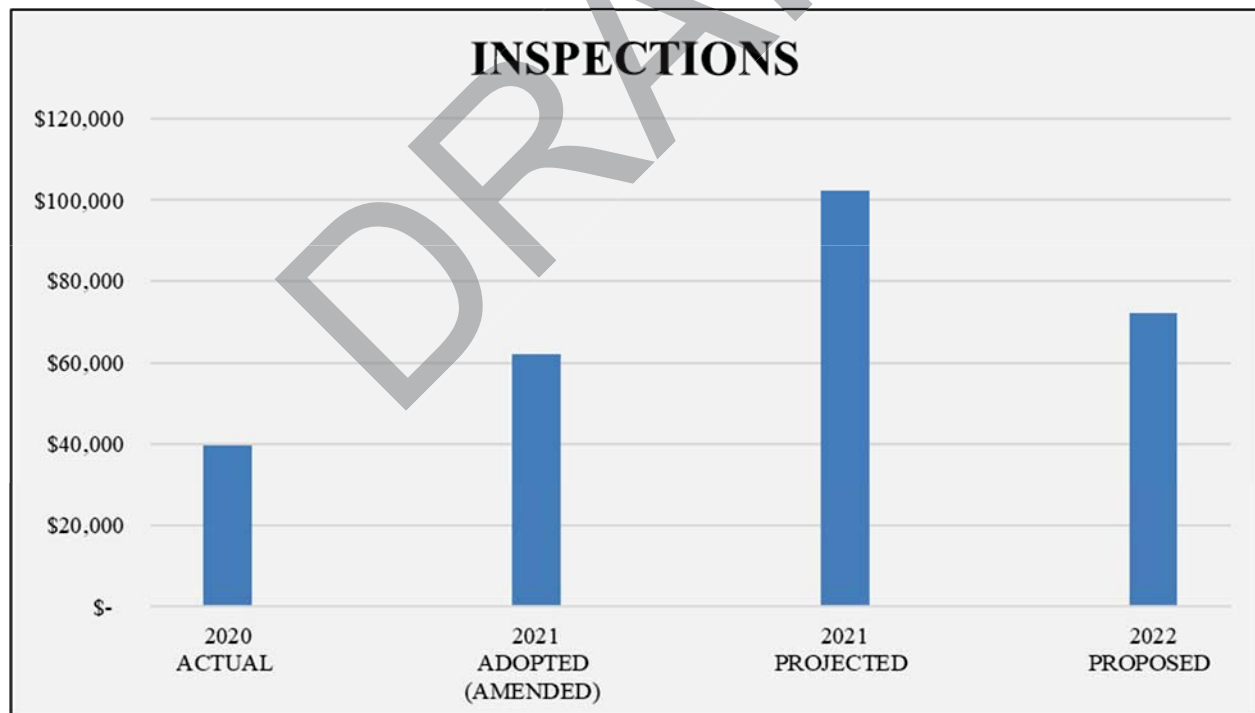
This division includes the labor expenses of inspecting developer-constructed additions to the distribution system such as service connections, meters, tanks and pressure regulating stations that deliver water throughout the District. These expenses are typically recovered through inspection fees and development charges.



## Division Budget

Proposed expenses for 2022 are \$72,000, a 15.8% increase above 2021 budgeted inspection expenses.

		2020	2021	2021	2022	
INSPECTIONS		ACTUAL	ADOPTED (AMENDED)	PROJECTED	PROPOSED	CHANGE
01-40-450-500105	Labor	\$ 21,051	\$ 32,976	\$ 50,400	\$ 34,000	\$ 1,024
01-40-450-500110	Overtime	3,754	1,780	16,800	5,000	3,220
01-40-450-500111	Double Time	-	223	-	2,000	1,777
01-40-450-500113	Standby/On-Call	-	-	-	-	-
01-40-450-500115	Social Security	1,544	2,184	4,200	3,000	816
01-40-450-500120	Medicare	361	512	1,000	1,000	488
01-40-450-500125	Health Insurance	7,307	13,704	17,500	13,000	(704)
01-40-450-500140	Life Insurance	32	252	100	1,000	748
01-40-450-500143	EAP Program	6	36	-	1,000	964
01-40-450-500145	Workers' Compensation	541	1,617	1,600	2,000	383
01-40-450-500155	Retirement/CalPERS	5,261	8,891	10,800	10,000	1,109
		\$ 39,857	\$ 62,175	\$ 102,400	\$ 72,000	\$ 9,825



## CUSTOMER SERVICE AND METER READING

Customer Service and Meter Reading	2021 Budget Full-Time Positions	2021 Budget Part-Time Positions	2022 Budget Full-Time Positions	2022 Budget Part-Time Positions
Water Utility Person III	1	0	1	0
Water Utility Person II	2	0	2	0
<b>Total Positions</b>	<b>3</b>	<b>0</b>	<b>3</b>	<b>0</b>

### *Division Description*

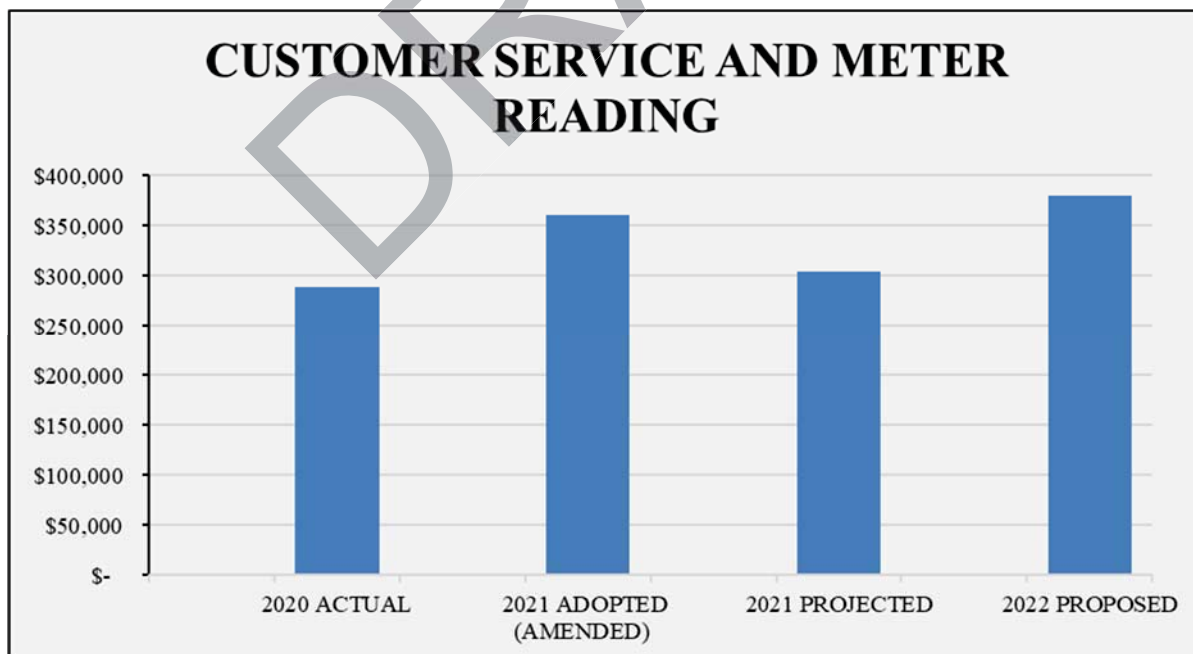
This department conducts meter reading and field related customer service activities for approximately 19,864 accounts.



### *Division Budget*

Proposed expenses for 2022 are \$380,000, a 5.4% increase above the 2021 budgeted customer service and meter reading expenses.

		2020	2021	2021	2022	
CUSTOMER SERVICE AND METER READING		ACTUAL	ADOPTED (AMENDED)	PROJECTED	PROPOSED	CHANGE
01-40-460-500105	Labor	\$ 148,009	\$ 174,027	\$ 151,800	\$ 184,000	\$ 9,973
01-40-460-500110	Overtime	10,252	14,424	7,600	16,000	1,576
01-40-460-500111	Double Time	4,464	3,933	2,300	4,000	67
01-40-460-500113	Standby/On-Call	-	3,250	-	5,000	1,750
01-40-460-500115	Social Security	11,296	14,421	11,800	16,000	1,579
01-40-460-500120	Medicare	2,681	3,375	2,800	4,000	625
01-40-460-500125	Health Insurance	60,650	80,496	64,400	76,000	(4,496)
01-40-460-500140	Life Insurance	342	1,188	200	1,000	(188)
01-40-460-500143	EAP Program	64	216	100	1,000	784
01-40-460-500145	Workers' Compensation	5,065	8,687	5,000	8,000	(687)
01-40-460-500155	Retirement/CalPERS	41,413	48,690	45,700	55,000	6,310
01-40-460-500165	Uniforms & Employee Benefits	1,527	1,800	700	3,000	1,200
01-40-460-500175	Training/Education/Mtgs/Travel	130	412	300	1,000	588
01-40-460-500180	Accrued Sick Leave Expense	11,750	8,040	12,900	9,000	960
01-40-460-500185	Accrued Vacation Leave Expense	15,447	14,918	16,000	16,000	1,082
01-40-460-500187	Accrual Leave Payments	1,421	13,584	-	11,000	(2,584)
01-40-460-500195	CIP Related Labor	(25,617)	(30,839)	(17,100)	(31,000)	(161)
01-40-460-550024	Employment Testing	45	-	-	1,000	1,000
		\$ 288,937	\$ 360,622	\$ 304,500	\$ 380,000	\$ 19,378



## MAINTENANCE AND GENERAL PLANT

Maintenance and General Plant	2021 Budget Full-Time Positions	2021 Budget Part-Time Positions	2022 Budget Full-Time Positions	2022 Budget Part-Time Positions
Maintenance Utility Worker <sup>(1)</sup>	0	0	1	0
<b>Total Positions</b>	<b>0</b>	<b>0</b>	<b>1</b>	<b>0</b>
<i>(1) New position budgeted for 2021 under Source of Supply for maintenance duties that had historically been performed by a Production Maintenance I. Corrected division for 2022.</i>				

### Division Description

This category includes utilities, auto/equipment fuel, maintenance and repairs for all residences and offices. It also includes all landscape maintenance related labor as well as general maintenance in the canyon areas, recharge basin system and the Noble Creek Recharge facility. A new position, Maintenance Utility Worker, has been added to the 2022 budget to focus on this category.

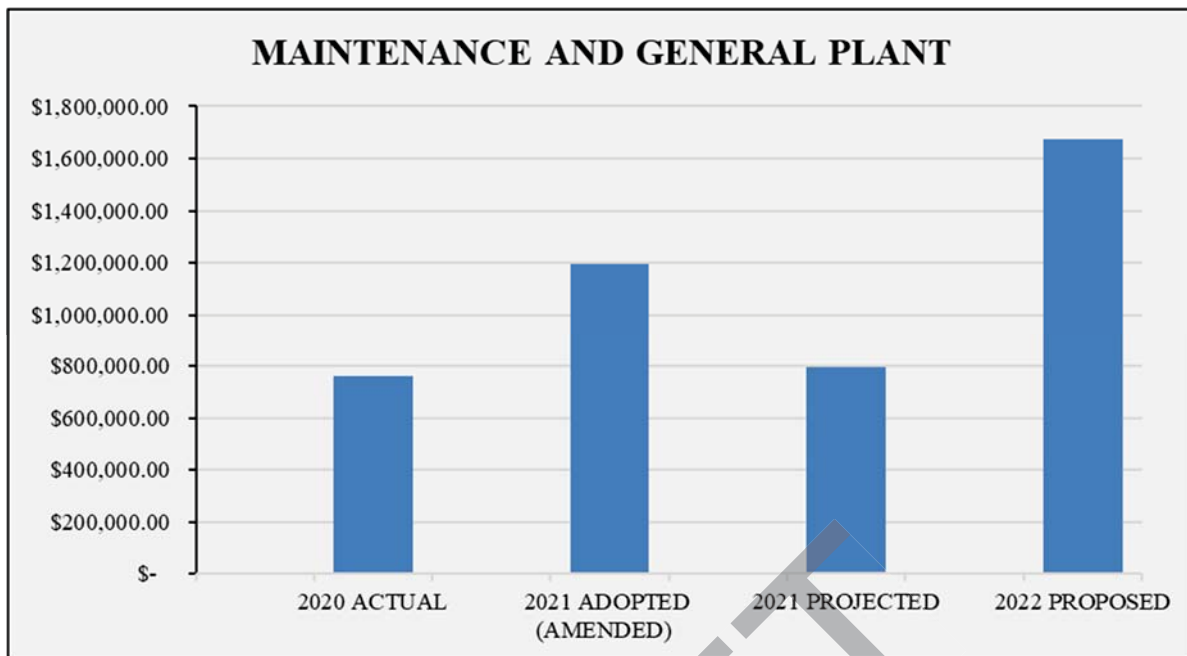
### Division Budget

Proposed expenses for 2022 are \$1,675,500 a 40.1% increase above the 2021 amended budgeted maintenance and general plant expenses, which include District Maintenance Repair and Paving expense previously budgeted in other maintenance and repair line items.



		2021				
MAINTENANCE AND GENERAL PLANT		2020 ACTUAL	ADOPTED (AMENDED)	2021 PROJECTED	2022 PROPOSED	CHANGE
01-40-470-500105	Labor	\$ 16,501	\$ 63,243	\$ 3,100	\$ 90,000	\$ 26,757
01-40-470-500110	Overtime	-	3,081	-	4,000	919
01-40-470-500111	Double Time	-	955	-	2,000	1,045
01-40-470-500113	Standby/On-Call	-	-	-	-	-
01-40-470-500115	Social Security	1,024	4,186	200	7,000	2,814
01-40-470-500120	Medicare	239	982	-	2,000	1,018
01-40-470-500125	Health Insurance	4,150	31,956	2,100	38,000	6,044
01-40-470-500140	Life Insurance	44	432	-	1,000	568
01-40-470-500143	EAP Program	8	85	-	1,000	915
01-40-470-500145	Workers' Compensation	476	3,101	100	4,000	899
01-40-470-500155	Retirement/CalPERS	4,489	11,576	2,400	16,000	4,424
01-40-470-500165	Uniforms & Employee Benefits	-	-	-	1,000	1,000
01-40-470-500175	Training/Education/Mtgs/Travel	-	-	-	2,000	2,000
01-40-470-500180	Accrued Sick Leave Expenses	-	-	-	3,000	3,000
01-40-470-500185	Accrued Vacation Expenses	-	-	-	3,000	3,000
01-40-470-500187	Accrual Leave Payments	-	-	-	-	-
01-40-470-501111	Electricity - 560 Magnolia Ave	20,498	35,000	33,300	37,000	2,000
01-40-470-501121	Electricity - 12303 Oak Glen Rd	3,546	4,000	4,400	5,000	1,000
01-40-470-501131	Electricity - 13695 Oak Glen Rd	1,798	2,000	2,400	3,000	1,000
01-40-470-501141	Electricity - 13697 Oak Glen Rd	2,366	3,000	2,900	3,000	-
01-40-470-501151	Electricity - 9781 Avenida Miravilla	2,094	2,000	2,000	2,000	-
01-40-470-501161	Electricity - 815 E. 12th St	5,973	6,000	7,400	8,000	2,000
01-40-470-501171	Electricity - 851 E. 6th St	2,993	4,200	3,300	5,000	800
01-40-470-501321	Propane - 12303 Oak Glen Rd	-	118	-	1,000	882
01-40-470-501331	Propane - 13695 Oak Glen Rd	982	2,000	1,300	3,000	1,000
01-40-470-501341	Propane - 13697 Oak Glen Rd	1,811	2,000	2,100	3,000	1,000
01-40-470-501351	Propane-9781 Avenida Miravilla	1,062	1,600	1,500	2,000	400
01-40-470-501411	Sanitation - 560 Magnolia Ave	3,207	2,987	3,800	4,000	1,013
01-40-470-501461	Sanitation - 815 E. 12th St	4,922	4,172	5,400	6,000	1,828
01-40-470-501471	Sanitation - 11083 Cherry Ave	3,027	3,296	3,400	4,000	704
01-40-470-501600	Property Maintenance & Repairs	-	-	-	-	-
01-40-470-501611	Maintenance & Repair- 560 Magnolia Av	23,677	26,856	23,400	27,000	144
01-40-470-501621	Maintenance & Repair- 12303 Oak Glen	117	4,600	2,000	12,000	7,400
01-40-470-501631	Maintenance & Repair- 13695 Oak Glen	947	9,000	200	12,000	3,000
01-40-470-501641	Maintenance & Repair- 13697 Oak Glen	1,895	4,000	1,100	9,000	5,000
01-40-470-501651	Maintenance & Repair- 9781 Avenida M	470	4,000	100	9,000	5,000
01-40-470-501661	Maintenance & Repair- 815 E. 12th St	6,217	7,115	6,100	14,000	6,885
01-40-470-501671	Maintenance & Repair- 851 E. 6th St	3,529	3,000	2,600	3,000	-
01-40-470-501691	Maintenance & Repair- Buildings (General)	24,458	60,000	16,700	60,000	-
01-40-470-510001	Auto/Fuel	77,553	84,000	76,000	100,000	16,000
01-40-470-510002	CIP Related Fuel	-	-	-	-	-
01-40-470-520011	Maintenance & Repair-Safety Equipment	15,507	17,510	5,200	18,000	490
01-40-470-520031	Maintenance & Repair-General Equipment	70,140	47,380	47,200	50,000	2,620
01-40-470-520041	Maintenance & Repair-Fleet	49,987	125,500	74,600	126,000	500
01-40-470-520051	Maintenance & Repair-Paving	-	140,000	202,000	83,000	(57,000)
01-40-470-520061	Maintenance & Repair-Paving (City of Berkeley)	-	-	-	379,000	379,000
01-40-470-520091	Maintenance & Repair-Communication Equipment	47,972	6,500	-	7,000	500
01-40-470-540030	Landscape Maintenance	124,351	82,000	62,300	82,000	-
01-40-470-540072	Recharge Facility, Canyon & Pond Maintenance	-	200,000	43,200	200,000	-
01-40-470-540084	Encroachment Permits	-	-	-	36,000	36,000
01-40-470-550024	Employment Testing	-	-	-	500	500
01-50-510-502001	Rents/Leases	24,665	24,900	25,300	27,000	2,100
01-50-510-510031	Small Tools, Parts & Maintenance	-	515	500	1,000	485
01-50-510-540066	Property Damage & Theft	6,559	26,827	12,000	27,000	173
01-50-510-550040	General Supplies	10,977	15,279	7,200	17,000	1,721
01-50-510-550060	Public Education/Community Outreach	129,617	99,330	99,300	100,000	670
01-50-510-550072	Miscellaneous Operating Expenses	-	1,030	-	1,000	(30)
01-50-510-550074	Disaster Preparedness Ongoing Expenses	63,406	15,000	5,200	15,000	-
		\$ 763,256	\$ 1,196,312	\$ 793,300	\$ 1,675,500	\$ 479,188

BCVWD FY 2022 Operating & 2022-2026 Capital Improvement Budget - Page 66 of 111



DRAFT

## Budget Detail



**Revenues: 2021 Adopted Budget versus 2021 Projected Actuals versus 2022 Proposed Budget**

		<b>2020 ACTUAL</b>	<b>2021 ADOPTED</b>	<b>2021 PROJECTED</b>	<b>2022 PROPOSED</b>	<b>CHANGE</b>
<b>OPERATING REVENUE</b>						
<b>Water Sales</b>						
01-50-510-410100	Sales	\$ 5,183,600	5,626,822	5,949,800	6,367,000	740,178
01-50-510-410111	Drought Surcharges	\$ -	0	0	0	0
01-50-510-410151	Agricultural Irrigation Sales	24,300	22,316	26,700	29,000	6,684
01-50-510-410171	Construction Sales	124,600	101,314	189,100	203,000	101,686
01-50-510-413011	Fixed Meter Charges	3,843,400	3,661,781	3,964,900	4,243,000	581,219
		9,175,900	9,412,233	10,130,500	10,842,000	1,429,767
<b>Development and Installation Charges</b>						
01-50-510-413021	Meter Fees	500,400	300,000	386,400	300,000	-
01-50-510-419011	Development Income	212,500	60,000	194,900	226,000	166,000
01-50-510-419012	Development Income - GIS	-	300,000	-	308,000	8,000
		712,900	660,000	581,300	834,000	174,000
<b>Water Importation Surcharge</b>						
01-50-510-415001	SGPWA Importation Charges	3,951,500	3,870,300	4,278,600	4,349,000	478,700
<b>Water Pumping Energy Surcharge</b>						
01-50-510-415011	SCE Power Charges	1,820,400	1,816,800	1,901,600	2,467,000	650,200
<b>Other Charges for Service</b>						
01-50-510-413001	Backflow Administration Charges	50,500	45,000	50,200	51,000	6,000
01-50-510-417001	2nd Notice Penalties	18,000	100,000	60,800	61,000	(39,000)
01-50-510-417011	3rd Notice Charges	10,500	50,000	13,700	14,000	(36,000)
01-50-510-417021	Account Reinstatement Fees	3,700	10,000	-	10,000	-
01-50-510-417031	Lien Processing Fees	1,200	2,000	300	2,000	-
01-50-510-417041	Credit Check Processing Fees	9,600	9,600	10,500	11,000	1,400
01-50-510-417051	Returned Check Fees	3,900	4,000	2,700	3,000	(1,000)
01-50-510-417061	Customer Damages/Upgrade Charges	16,300	22,000	17,600	22,000	-
01-50-510-417071	After-Hours Call Out Charges	400	600	600	1,000	400
01-50-510-417081	Bench Test Fees	-	90	-	-	(90)
01-50-510-417091	Credit Card Processing Fees	13,500	78,000	49,300	51,000	(27,000)
01-50-510-419001	Rebates/Reimbursements	1,700	-	26,400	-	-
01-50-510-419021	Recharge Income	-	-	-	-	-
01-50-510-419031	Well Maintenance Reimbursemt	100,500	7,500	8,800	8,000	500
01-50-510-419041	Gain (Loss) - Asset Disposal	-	-	-	-	-
01-50-510-419061	Miscellaneous Income	42,200	500	46,400	1,000	500
		272,000	329,290	287,300	235,000	(94,290)
<b>Total Operating Revenues</b>		15,932,700	16,088,623	17,179,300	18,727,000	2,638,377
<b>NON-OPERATING REVENUE</b>						
<b>Rental Income</b>						
01-50-510-471001	Maintenance Fees - 12303 Oak Glen Rd	2,400	2,400	2,400	9,000	6,600
01-50-510-471011	Maintenance Fees - 13695 Oak Glen Rd	2,400	2,400	2,400	6,000	3,600
01-50-510-471021	Maintenance Fees - 13697 Oak Glen Rd	2,400	2,400	2,400	7,000	4,600
01-50-510-471031	Maintenance Fees - 9781 Avenida Miravilla	2,400	2,400	2,400	5,000	2,600
01-50-510-471101	Utilities - 12303 Oak Glen Rd	3,500	4,118	4,400	5,000	882
01-50-510-471111	Utilities - 13695 Oak Glen Rd	2,800	4,000	3,700	4,000	-
01-50-510-471121	Utilities - 13697 Oak Glen Rd	4,200	5,000	5,000	6,000	1,000
01-50-510-471131	Utilities - 9781 Avenida Miravilla	3,000	3,600	3,800	4,000	400
		23,100	26,318	26,500	46,000	19,682

**Revenues: 2021 Adopted Budget versus 2021 Projected Actuals versus 2022 Proposed Budget**

		<b>2020</b>	<b>2021</b>	<b>2021</b>	<b>2022</b>	
		<b>ACTUAL</b>	<b>ADOPTED</b>	<b>PROJECTED</b>	<b>PROPOSED</b>	<b>CHANGE</b>
<b>Facilities Charges</b>						
01-50-510-481001	Facility Fees- Wells	640,500	1,496,528	1,638,100	1,210,000	(286,528)
01-50-510-481006	Facility Fees- Water Rights (SWP)	405,300	383,425	464,400	766,000	382,575
01-50-510-481012	Facility Fees- Water Treatment Plant	304,700	711,933	779,300	576,000	(135,933)
01-50-510-481018	Facility Fees- Local Water Resources	160,500	151,805	183,900	304,000	152,195
01-50-510-481024	Facility Fees- Recycled Water Facilities	638,400	1,083,746	1,192,800	877,000	(206,746)
01-50-510-481030	Facility Fees- Transmission (16")	518,800	1,212,064	1,326,700	980,000	(232,064)
01-50-510-481036	Facility Fees- Storage	664,400	1,552,184	1,699,000	1,255,000	(297,184)
01-50-510-481042	Facility Fees- Booster	46,000	107,447	117,600	87,000	(20,447)
01-50-510-481048	Facility Fees- Pressure Reducing Stations	23,500	54,883	60,100	45,000	(9,883)
01-50-510-481054	Facility Fees- Miscellaneous Projects	20,500	47,926	52,500	39,000	(8,926)
01-50-510-481060	Facility Fees- Financing Costs	106,200	235,765	258,300	191,000	(44,765)
01-50-510-485001	Front Footage Fees	197,200	23,370	40,400	24,000	630
		<u>3,726,000</u>	<u>7,061,076</u>	<u>7,813,100</u>	<u>6,354,000</u>	<u>(707,076)</u>
<b>Interest Earned</b>						
01-50-510-490001	Interest Income - Bonita Vista	1,400	1,600	900	1,000	(600)
01-50-510-490011	Interest Income- Fairway Canyon	46,800	46,829	-	281,000	234,171
01-50-510-490021	Interest Income - General	713,200	600,000	166,900	126,000	(474,000)
		<u>761,400</u>	<u>648,429</u>	<u>167,800</u>	<u>408,000</u>	<u>(240,429)</u>
<b>Grant Revenue</b>						
01-50-510-419051	Grant Revenue	36,000	642,091	306,500	640,000	(2,091)
	<b>Total Non-Operating Revenues</b>	<u>4,546,500</u>	<u>8,377,914</u>	<u>8,313,900</u>	<u>7,448,000</u>	<u>(929,914)</u>
	<b>Total Revenues</b>	<u>\$ 20,479,200</u>	<u>\$ 24,466,537</u>	<u>\$ 25,493,200</u>	<u>\$ 26,175,000</u>	<u>\$ 1,708,463</u>

**Expenses: 2021 Adopted (Amended) Budget versus 2021 Projected Actuals versus 2022 Proposed Budget**

		<b>2021</b>				
		<b>2020</b>	<b>ADOPTED</b>	<b>2021</b>	<b>2022</b>	
		<b>ACTUAL</b>	<b>(AMENDED)</b>	<b>PROJECTED</b>	<b>PROPOSED</b>	<b>CHANGE</b>
<b>BOARD OF DIRECTORS</b>						
01-10-110-500101	Board of Directors Fees	\$ 37,400	\$ 45,200	\$ 63,900	\$ 79,000	\$ 33,800
01-10-110-500115	Social Security	2,319	2,805	4,000	5,000	2,195
01-10-110-500120	Medicare	542	658	900	2,000	1,342
01-10-110-500125	Health Insurance	-	130,241	20,000	76,000	(54,241)
01-10-110-500140	Life Insurance	62	120	100	1,000	880
01-10-110-500143	EAP Program	70	360	100	1,000	640
01-10-110-500145	Workers' Compensation	201	521	300	1,000	479
01-10-110-500175	Training/Education/Mtgs/Travel	2,615	10,000	3,800	14,000	4,000
01-10-110-550012	Election Expenses	6	130,000	58,000	10,000	(120,000)
01-10-110-550042	Supplies-Other	189	1,000	-	4,000	3,000
01-10-110-550051	Advertising/Legal Notices	220	1,400	900	4,000	2,600
		<u>43,624</u>	<u>322,305</u>	<u>152,000</u>	<u>197,000</u>	<u>(125,305)</u>
<b>ENGINEERING</b>						
01-20-210-500105	Labor	365,871	561,698	373,200	567,000	5,302
01-20-210-500115	Social Security	20,694	39,169	23,700	40,000	831
01-20-210-500120	Medicare	5,557	9,164	5,600	10,000	836
01-20-210-500125	Health Insurance	27,283	107,328	46,400	101,000	(6,328)
01-20-210-500140	Life Insurance	558	2,736	400	2,000	(736)
01-20-210-500143	EAP Program	71	344	100	1,000	656
01-20-210-500145	Workers' Compensation	2,447	5,778	2,400	5,000	(778)
01-20-210-500150	Unemployment Insurance	3,543	19,100	1,200	20,000	900
01-20-210-500155	Retirement/CalPERS	45,540	90,255	50,500	90,000	(255)
01-20-210-500165	Uniforms & Employee Benefits	-	350	-	1,000	650
01-20-210-500175	Training/Education/Mtgs/Travel	180	6,000	1,300	6,000	-
01-20-210-500180	Accrued Sick Leave Expense	6,743	28,816	4,200	29,000	184
01-20-210-500185	Accrued Vacation Leave Expense	4,976	21,282	11,900	23,000	1,718
01-20-210-500187	Accrual Leave Payments	10,312	14,510	2,900	16,000	1,490
01-20-210-500190	Temporary Labor	-	-	-	-	-
01-20-210-500195	CIP Related Labor	(90,887)	(225,000)	(45,600)	(225,000)	-
01-20-210-550030	Membership Dues	416	900	400	2,000	1,100
01-20-210-550051	Advertising/Legal Notices	960	2,000	1,500	10,000	8,000
		<u>404,266</u>	<u>684,430</u>	<u>480,100</u>	<u>698,000</u>	<u>13,570</u>
<b>PROFESSIONAL SERVICES</b>						
01-20-210-540012	Development Reimbursable Engineering	-	-	-	-	-
01-20-210-540014	Development Reimbursable GIS	-	300,000	77,300	75,000	(225,000)
01-20-210-540018	Grant & Loan Procurement	-	-	-	-	-
01-20-210-540048	Permits, Fees & Licensing	-	2,060	-	3,000	940
01-20-210-580031	Outside Engineering	3,780	60,000	-	60,000	-
01-20-210-580032	CIP Related Outside Engineering	-	(41,280)	-	(42,000)	(720)
01-30-310-580001	Accounting and Audit	30,143	36,050	35,100	37,000	950
01-30-310-580011	General Legal	66,717	150,000	94,700	112,000	(38,000)
01-30-310-580036	Other Professional Services	52,989	147,200	115,500	317,000	169,800
01-50-510-550096	Beaumont Basin Watermaster	42,354	50,000	57,600	50,000	-
01-50-510-550097	SAWPA Basin Monitoring Program	14,776	19,000	18,000	19,000	-
		<u>210,759</u>	<u>723,030</u>	<u>398,200</u>	<u>631,000</u>	<u>(92,030)</u>

**Expenses: 2021 Adopted (Amended) Budget versus 2021 Projected Actuals versus 2022 Proposed Budget**

		<b>2021</b>				
		<b>2020</b>	<b>ADOPTED</b>	<b>2021</b>	<b>2022</b>	
		<b>ACTUAL</b>	<b>(AMENDED)</b>	<b>PROJECTED</b>	<b>PROPOSED</b>	<b>CHANGE</b>
<b>FINANCE AND ADMINISTRATIVE SERVICES</b>						
01-30-310-500105	Labor	891,530	1,178,947	822,500	1,225,000	46,053
01-30-310-500110	Overtime	1,045	1,214	5,400	9,000	7,786
01-30-310-500111	Double Time	181	193	300	1,000	807
01-30-310-500115	Social Security	47,945	88,696	53,500	92,000	3,304
01-30-310-500120	Medicare	14,496	20,759	13,500	22,000	1,241
01-30-310-500125	Health Insurance	188,265	268,320	190,700	348,000	79,680
01-30-310-500130	CalPERS Health Administration Costs	1,778	2,500	1,800	2,000	(500)
01-30-310-500140	Life Insurance	1,943	6,348	1,200	4,000	(2,348)
01-30-310-500143	EAP Program	238	885	200	2,000	1,115
01-30-310-500145	Workers' Compensation	5,248	11,734	4,900	10,000	(1,734)
01-30-310-500150	Unemployment Insurance	10,725	40,094	-	42,000	1,906
01-30-310-500155	Retirement/CalPERS	183,901	211,738	184,300	244,000	32,262
01-30-310-500161	Estimated Current Year OPEB Expense	202,149	151,500	-	213,000	61,500
01-30-310-500165	Uniforms & Employee Benefits	24	1,000	-	1,000	-
01-30-310-500175	Training/Education/Mtgs/Travel	7,311	25,000	4,500	31,000	6,000
01-30-310-500180	Accrued Sick Leave Expense	20,536	57,478	17,100	63,000	5,522
01-30-310-500185	Accrued Vacation Leave Expense	28,755	86,947	47,000	89,000	2,053
01-30-310-500187	Accrual Leave Payments	74,782	93,571	48,300	93,000	(571)
01-30-310-500190	Temporary Labor	62,404	49,154	71,800	45,000	(4,154)
01-30-310-500195	CIP Related Labor	(6,253)	(16,032)	-	(16,000)	32
01-30-310-550001	Bank/Financial Service Fees	6,435	20,600	6,400	17,000	(3,600)
01-30-310-550006	Cashiering Shortages/Overages	(1)	50	-	100	50
01-30-310-550008	Transaction/Return Fees	872	2,500	900	3,000	500
01-30-310-550010	Transaction/Credit Card Fees	69,346	78,000	80,600	80,000	2,000
01-30-310-550014	Credit Check Fees	5,042	10,300	6,100	7,000	(3,300)
01-30-310-550018	Employee Medical/First Aid	-	300	-	-	(300)
01-30-310-550030	Membership Dues	30,740	43,260	45,800	40,000	(3,260)
01-30-310-550036	Notary & Lien Fees	363	2,060	700	3,000	940
01-30-310-550042	Office Supplies	7,507	10,000	9,700	10,000	-
01-30-310-550046	Office Equipment	174	5,000	2,200	5,000	-
01-30-310-550048	Postage	3,446	12,000	3,400	40,000	28,000
01-30-310-550050	Utility Billing Service	65,759	72,000	67,400	81,000	9,000
01-30-310-550051	Advertising/Legal Notices	556	4,000	-	1,000	(3,000)
01-30-310-550054	Property, Auto & General Liability Insurance	92,035	85,000	104,100	120,000	35,000
01-30-310-550066	Subscriptions	538	2,000	-	-	(2,000)
01-30-310-550072	Miscellaneous Operating Expenses	0	1,000	-	1,000	-
01-30-310-550078	Bad Debt Expense	-	25,000	-	25,000	-
01-30-310-560000	GASB 68 Pension Expense	268,909	167,500	-	283,000	115,500
		2,288,724	2,820,616	1,794,300	3,236,100	415,484
<b>DEPRECIATION</b>						
01-30-310-550084	Depreciation	2,865,579	2,850,000	2,887,000	3,000,000	150,000
		2,865,579	2,850,000	2,887,000	3,000,000	150,000
<b>HUMAN RESOURCES AND RISK MANAGEMENT</b>						
01-30-320-500105	Labor	53,479	67,242	53,300	71,000	3,758
01-30-320-500110	Overtime	1,037	563	2,700	3,000	2,437

**Expenses: 2021 Adopted (Amended) Budget versus 2021 Projected Actuals versus 2022 Proposed Budget**

		<b>2021</b>				
		<b>2020</b>	<b>ADOPTED</b>	<b>2021</b>	<b>2022</b>	
		<b>ACTUAL</b>	<b>(AMENDED)</b>	<b>PROJECTED</b>	<b>PROPOSED</b>	<b>CHANGE</b>
<b>HUMAN RESOURCES AND RISK MANAGEMENT (continued)</b>						
01-30-320-500111	Double Time	48	-	400	-	-
01-30-320-500115	Social Security	3,182	4,630	3,700	6,000	1,370
01-30-320-500120	Medicare	818	1,084	900	2,000	916
01-30-320-500125	Health Insurance	14,878	26,832	15,300	26,000	(832)
01-30-320-500140	Life Insurance	118	444	100	1,000	556
01-30-320-500143	EAP Program	22	72	-	1,000	928
01-30-320-500145	Workers' Compensation	303	661	300	1,000	339
01-30-320-500150	Unemployment Insurance	-	2,287	-	3,000	713
01-30-320-500155	Retirement/CalPERS	5,054	11,828	5,800	8,000	(3,828)
01-30-320-500165	Uniforms & Employee Benefits	-	111	-	200	89
01-30-320-500175	Training/Education/Mtgs/Travel	693	9,400	100	13,000	3,600
01-30-320-500176	District Professional Development	-	29,000	100	24,000	(5,000)
01-30-320-500177	General Safety Training & Supplies	9,275	28,250	7,800	31,000	2,750
01-30-320-500180	Accrued Sick Leave Expense	1,968	3,106	800	4,000	894
01-30-320-500185	Accrued Vacation Leave Expense	2,924	3,202	1,900	4,000	798
01-30-320-500187	Accrual Leave Payments	-	449	-	2,000	1,551
01-30-320-500190	Temporary Labor	-	-	-	-	-
01-30-320-550024	Employment Testing	170	4,530	1,900	5,000	470
01-30-320-550025	Employee Retention	898	5,000	600	5,000	-
01-30-320-550026	Recruitment Expense	-	8,059	3,300	13,000	4,941
01-30-320-550028	District Certification	-	2,550	2,300	4,000	1,450
01-30-320-550030	Membership Dues	199	1,470	1,700	3,000	1,530
01-30-320-550042	Office Supplies	906	2,500	1,500	3,000	500
01-30-320-550051	Advertising/Legal Notices	2,882	2,785	1,500	4,000	1,215
01-30-320-580036	Other Professional Services	25,489	92,000	54,500	45,000	(47,000)
		<u>124,342</u>	<u>308,055</u>	<u>160,500</u>	<u>282,200</u>	<u>(25,855)</u>
<b>INFORMATION TECHNOLOGY</b>						
01-35-315-500105	Labor	128,504	143,514	131,000	152,000	8,486
01-35-315-500115	Social Security	8,634	11,298	9,500	12,000	702
01-35-315-500120	Medicare	2,341	2,643	2,200	3,000	357
01-35-315-500125	Health Insurance	25,371	26,832	26,000	26,000	(832)
01-35-315-500140	Life Insurance	276	936	200	1,000	64
01-35-315-500143	EAP Program	22	72	-	1,000	928
01-35-315-500145	Workers' Compensation	696	1,476	700	2,000	524
01-35-315-500150	Unemployment Insurance	-	4,880	-	6,000	1,120
01-35-315-500165	Uniforms & Employee Benefits	-	-	-	-	-
01-35-315-500155	Retirement/CalPERS	14,034	15,804	15,500	18,000	2,196
01-35-315-500175	Training/Education/Mtgs/Travel	3,810	4,120	4,300	5,000	880
01-35-315-500180	Accrued Sick Leave Expense	454	8,270	-	9,000	730
01-35-315-500185	Accrued Vacation Leave Expense	(14,937)	15,035	-	16,000	965
01-35-315-500187	Accrual Leave Payments	32,827	14,660	22,600	15,000	340
01-35-315-500190	Temporary Labor	-	-	-	-	-
01-35-315-500195	CIP Related Labor	-	(32,875)	-	(33,000)	(125)
01-35-315-501511	Telephone/Internet Service	29,025	36,668	39,100	45,000	8,332
01-35-315-501521	Building Alarms and Security	-	-	-	10,000	10,000
01-35-315-540014	GIS Maintenance and Updates	-	-	-	10,000	10,000
01-35-315-550030	Membership Dues	-	2,060	2,300	3,000	940
01-35-315-550044	Printing/Toner & Maintenance	-	19,000	17,100	28,000	9,000

**Expenses: 2021 Adopted (Amended) Budget versus 2021 Projected Actuals versus 2022 Proposed Budget**

		<b>2021</b>			
		<b>2020</b>	<b>ADOPTED</b>	<b>2021</b>	<b>2022</b>
		<b>ACTUAL</b>	<b>(AMENDED)</b>	<b>PROJECTED</b>	<b>PROPOSED</b>
<b>INFORMATION TECHNOLOGY (continued)</b>					
01-35-315-550051	Advertising/Legal Notices	1,250	-	-	-
01-35-315-580016	Computer Hardware	16,202	25,000	3,900	30,000
01-35-315-580021	IT/Software Support	-	5,150	4,700	8,000
01-35-315-580026	License/Maintenance/Support	127,780	210,000	159,800	220,000
01-35-315-580028	Cybersecurity Software/Hardware	-	-	-	50,000
		<u>376,287</u>	<u>514,543</u>	<u>438,900</u>	<u>637,000</u>
					122,457

**SOURCE OF SUPPLY**

01-40-410-500105	Labor	236,537	483,039	236,600	451,000	(32,039)
01-40-410-500110	Overtime	9,903	20,292	5,700	15,000	(5,292)
01-40-410-500111	Double Time	1,463	2,751	3,400	3,000	249
01-40-410-500113	Standby/On-Call	7,875	12,250	9,300	13,000	750
01-40-410-500115	Social Security	18,141	36,063	17,600	34,000	(2,063)
01-40-410-500120	Medicare	4,291	8,439	4,100	8,000	(439)
01-40-410-500125	Health Insurance	90,454	187,824	94,500	151,000	(36,824)
01-40-410-500140	Life Insurance	568	3,252	400	2,000	(1,252)
01-40-410-500143	EAP Program	87	504	100	1,000	496
01-40-410-500145	Workers' Compensation	8,110	24,270	7,600	19,000	(5,270)
01-40-410-500150	Unemployment Insurance	5,041	57,436	12,800	64,000	6,564
01-40-410-500155	Retirement/CalPERS	63,819	111,455	67,100	105,000	(6,455)
01-40-410-500165	Uniforms & Employee Benefits	1,456	3,652	1,500	4,000	348
01-40-410-500175	Training/Education/Mtgs/Travel	2,075	6,000	3,600	6,000	-
01-40-410-500180	Accrued Sick Leave Expense	15,536	22,256	11,400	21,000	(1,256)
01-40-410-500185	Accrued Vacation Leave Expense	14,631	31,088	15,000	31,000	(88)
01-40-410-500187	Accrual Leave Payments	3,015	8,586	-	11,000	2,414
01-40-410-500195	CIP Related Labor	-	(30,000)	-	(20,000)	10,000
01-40-410-500501	State Project Water Purchases	4,390,995	3,870,300	1,795,500	4,349,000	478,700
01-40-410-500511	Ground Water Purchases	-	-	-	-	-
01-40-410-501101	Electricity - Wells	2,105,011	2,327,800	2,316,200	2,467,000	139,200
01-40-410-501201	Gas - Wells	181	225	200	1,000	775
01-40-410-510011	Treatment & Chemicals	65,770	110,000	219,800	150,000	40,000
01-40-410-510021	Lab Testing	57,882	75,000	55,300	90,000	15,000
01-40-410-510031	Small Tools, Parts & Maintenance	6,988	8,000	7,900	8,000	-
01-40-410-520021	Maintenance & Repair-Telemetry Equipment	3,212	4,280	-	5,000	720
01-40-410-520061	Maintenance & Repair-Pumping Equipment	185,630	142,613	51,700	303,000	160,387
01-40-410-540084	Regulations Mandates & Tariffs	78,040	90,000	120,100	97,000	7,000
01-40-410-550024	Employment Testing	150	-	-	1,000	1,000
01-40-410-550066	Subscriptions	1,070	3,000	-	3,000	-
		<u>7,377,929</u>	<u>7,620,375</u>	<u>5,057,400</u>	<u>8,393,000</u>	<u>772,625</u>

**TRANSMISSION AND DISTRIBUTION**

01-40-440-500105	Labor	582,607	890,681	531,000	1,061,000	170,319
01-40-440-500110	Overtime	50,521	42,887	50,700	57,000	14,113
01-40-440-500111	Double Time	22,275	11,117	28,000	30,000	18,883
01-40-440-500113	Standby/On-Call	15,775	29,250	16,000	28,000	(1,250)
01-40-440-500115	Social Security	47,828	68,068	42,000	85,000	16,932
01-40-440-500120	Medicare	11,286	15,931	9,800	20,000	4,069
01-40-440-500125	Health Insurance	204,604	303,216	171,300	351,000	47,784
01-40-440-500140	Life Insurance	1,529	5,496	900	4,000	(1,496)
01-40-440-500143	EAP Program	254	956	200	2,000	1,044

**Expenses: 2021 Adopted (Amended) Budget versus 2021 Projected Actuals versus 2022 Proposed Budget**

		<b>2021</b>				
		<b>2020</b>	<b>ADOPTED</b>	<b>2021</b>	<b>2022</b>	
		<b>ACTUAL</b>	<b>(AMENDED)</b>	<b>PROJECTED</b>	<b>PROPOSED</b>	<b>CHANGE</b>
<b>TRANSMISSION AND DISTRIBUTION (continued)</b>						
01-40-440-500145	Workers' Compensation	15,761	34,644	13,100	36,000	1,356
01-40-440-500155	Retirement/CalPERS	149,210	188,285	135,300	224,000	35,715
01-40-440-500165	Uniforms & Employee Benefits	6,200	7,000	6,100	14,000	7,000
01-40-440-500175	Training/Education/Mtgs/Travel	207	3,090	400	5,000	1,910
01-40-440-500177	General Safety Supplies	-	7,000	1,700	11,000	4,000
01-40-440-500180	Accrued Sick Leave Expense	39,722	45,345	17,600	54,000	8,655
01-40-440-500185	Accrued Vacation Leave Expense	34,804	53,352	35,500	64,000	10,648
01-40-440-500187	Accrual Leave Payments	33,100	20,399	1,800	63,000	42,601
01-40-440-500190	Temporary Labor	-	-	-	166,000	166,000
01-40-440-500195	CIP Related Labor	(8,580)	(110,920)	(800)	(111,000)	(80)
01-40-440-510031	Maintenance and Repair- Pipeline & Hydrants	17,787	13,250	12,300	14,000	750
01-40-440-520071	Maintenance and Repair- Hydraulically Controlled Valves	100,058	30,000	65,900	73,000	43,000
01-40-440-520081	Maint & Rpr-Pressure Regulators	14,612	8,750	7,400	25,000	16,250
01-40-440-540001	Backflow Maintenance	1,810	4,200	4,100	5,000	800
01-40-440-540024	Inventory Adjustments	25,560	7,452	40,700	26,000	18,548
01-40-440-540036	Line Locates	2,070	3,605	2,600	4,000	395
01-40-440-540042	Meters Maintenance & Services	207,560	80,000	101,900	90,000	10,000
01-40-440-540078	Reservoirs Maintenance	20,927	54,500	-	33,000	(21,500)
01-40-440-550024	Employment Testing	-	-	-	1,000	1,000
01-40-440-550051	Advertising/Legal Notices	1,670	4,000	1,700	4,000	-
		<b>1,599,156</b>	<b>1,821,554</b>	<b>1,297,200</b>	<b>2,439,000</b>	<b>617,446</b>
<b>INSPECTIONS</b>						
01-40-450-500105	Labor	21,051	32,976	50,400	34,000	1,024
01-40-450-500110	Overtime	3,754	1,780	16,800	5,000	3,220
01-40-450-500111	Double Time	-	223	-	2,000	1,777
01-40-450-500113	Standby/On-Call	-	-	-	-	-
01-40-450-500115	Social Security	1,544	2,184	4,200	3,000	816
01-40-450-500120	Medicare	361	512	1,000	1,000	488
01-40-450-500125	Health Insurance	7,307	13,704	17,500	13,000	(704)
01-40-450-500140	Life Insurance	32	252	100	1,000	748
01-40-450-500143	EAP Program	6	36	-	1,000	964
01-40-450-500145	Workers' Compensation	541	1,617	1,600	2,000	383
01-40-450-500155	Retirement/CalPERS	5,261	8,891	10,800	10,000	1,109
		<b>39,857</b>	<b>62,175</b>	<b>102,400</b>	<b>72,000</b>	<b>9,825</b>
<b>CUSTOMER SERVICE AND METER READING</b>						
01-40-460-500105	Labor	148,009	174,027	151,800	184,000	9,973
01-40-460-500110	Overtime	10,252	14,424	7,600	16,000	1,576
01-40-460-500111	Double Time	4,464	3,933	2,300	4,000	67
01-40-460-500113	Standby/On-Call	-	3,250	-	5,000	1,750
01-40-460-500115	Social Security	11,296	14,421	11,800	16,000	1,579
01-40-460-500120	Medicare	2,681	3,375	2,800	4,000	625
01-40-460-500125	Health Insurance	60,650	80,496	64,400	76,000	(4,496)
01-40-460-500140	Life Insurance	342	1,188	200	1,000	(188)
01-40-460-500143	EAP Program	64	216	100	1,000	784
01-40-460-500145	Workers' Compensation	5,065	8,687	5,000	8,000	(687)
01-40-460-500155	Retirement/CalPERS	41,413	48,690	45,700	55,000	6,310
01-40-460-500165	Uniforms & Employee Benefits	1,527	1,800	700	3,000	1,200

**Expenses: 2021 Adopted (Amended) Budget versus 2021 Projected Actuals versus 2022 Proposed Budget**

		<b>2021</b>				
		<b>2020</b>	<b>ADOPTED</b>	<b>2021</b>	<b>2022</b>	
		<b>ACTUAL</b>	<b>(AMENDED)</b>	<b>PROJECTED</b>	<b>PROPOSED</b>	<b>CHANGE</b>
<b>CUSTOMER SERVICE AND METER READING (continued)</b>						
01-40-460-500175	Training/Education/Mtgs/Travel	130	412	300	1,000	588
01-40-460-500180	Accrued Sick Leave Expense	11,750	8,040	12,900	9,000	960
01-40-460-500185	Accrued Vacation Leave Expense	15,447	14,918	16,000	16,000	1,082
01-40-460-500187	Accrual Leave Payments	1,421	13,584	-	11,000	(2,584)
01-40-460-500195	CIP Related Labor	(25,617)	(30,839)	(17,100)	(31,000)	(161)
01-40-460-550024	Employment Testing	45	-	-	1,000	1,000
		<u>288,937</u>	<u>360,622</u>	<u>304,500</u>	<u>380,000</u>	<u>19,378</u>
<b>MAINTENANCE AND GENERAL PLANT</b>						
01-40-470-500105	Labor	16,501	63,243	3,100	90,000	26,757
01-40-470-500110	Overtime	-	3,081	-	4,000	919
01-40-470-500111	Double Time	-	955	-	2,000	1,045
01-40-470-500113	Standby/On-Call	-	-	-	-	-
01-40-470-500115	Social Security	1,024	4,186	200	7,000	2,814
01-40-470-500120	Medicare	239	982	-	2,000	1,018
01-40-470-500125	Health Insurance	4,150	31,956	2,100	38,000	6,044
01-40-470-500140	Life Insurance	44	432	-	1,000	568
01-40-470-500143	EAP Program	8	85	-	1,000	915
01-40-470-500145	Workers' Compensation	476	3,101	100	4,000	899
01-40-470-500155	Retirement/CalPERS	4,489	11,576	2,400	16,000	4,424
01-40-470-500165	Uniforms & Employee Benefits	-	-	-	1,000	1,000
01-40-470-500175	Training/Education/Mtgs/Travel	-	-	-	2,000	2,000
01-40-470-500180	Accrued Sick Leave Expenses	-	-	-	3,000	3,000
01-40-470-500185	Accrued Vacation Expenses	-	-	-	3,000	3,000
01-40-470-500187	Accrual Leave Payments	-	-	-	-	-
01-40-470-501111	Electricity - 560 Magnolia Ave	20,498	35,000	33,300	37,000	2,000
01-40-470-501121	Electricity - 12303 Oak Glen Rd	3,546	4,000	4,400	5,000	1,000
01-40-470-501131	Electricity - 13695 Oak Glen Rd	1,798	2,000	2,400	3,000	1,000
01-40-470-501141	Electricity - 13697 Oak Glen Rd	2,366	3,000	2,900	3,000	-
01-40-470-501151	Electricity - 9781 Avenida Miravilla	2,094	2,000	2,000	2,000	-
01-40-470-501161	Electricity - 815 E. 12th St	5,973	6,000	7,400	8,000	2,000
01-40-470-501171	Electricity - 851 E. 6th St	2,993	4,200	3,300	5,000	800
01-40-470-501321	Propane - 12303 Oak Glen Rd	-	118	-	1,000	882
01-40-470-501331	Propane - 13695 Oak Glen Rd	982	2,000	1,300	3,000	1,000
01-40-470-501341	Propane - 13697 Oak Glen Rd	1,811	2,000	2,100	3,000	1,000
01-40-470-501351	Propane-9781 Avenida Miravilla	1,062	1,600	1,500	2,000	400
01-40-470-501411	Sanitation - 560 Magnolia Ave	3,207	2,987	3,800	4,000	1,013
01-40-470-501461	Sanitation - 815 E. 12th St	4,922	4,172	5,400	6,000	1,828
01-40-470-501471	Sanitation - 11083 Cherry Ave	3,027	3,296	3,400	4,000	704
01-40-470-501600	Property Maintenance & Repairs	-	-	-	-	-
01-40-470-501611	Maintenance & Repair- 560 Magnolia Ave	23,677	26,856	23,400	27,000	144
01-40-470-501621	Maintenance & Repair- 12303 Oak Glen Rd	117	4,600	2,000	12,000	7,400
01-40-470-501631	Maintenance & Repair- 13695 Oak Glen Rd	947	9,000	200	12,000	3,000
01-40-470-501641	Maintenance & Repair- 13697 Oak Glen Rd	1,895	4,000	1,100	9,000	5,000
01-40-470-501651	Maintenance & Repair- 9781 Avenida Miravilla	470	4,000	100	9,000	5,000
01-40-470-501661	Maintenance & Repair- 815 E. 12th St	6,217	7,115	6,100	14,000	6,885
01-40-470-501671	Maintenance & Repair- 851 E. 6th St	3,529	3,000	2,600	3,000	-
01-40-470-501691	Maintenance & Repair- Buildings (General)	24,458	60,000	16,700	60,000	-
01-40-470-510001	Auto/Fuel	77,553	84,000	76,000	100,000	16,000

**Expenses: 2021 Adopted (Amended) Budget versus 2021 Projected Actuals versus 2022 Proposed Budget**

		<b>2021</b>				
		<b>2020</b>	<b>ADOPTED</b>	<b>2021</b>	<b>2022</b>	
		<b>ACTUAL</b>	<b>(AMENDED)</b>	<b>PROJECTED</b>	<b>PROPOSED</b>	<b>CHANGE</b>
<b>MAINTENANCE AND GENERAL PLANT (continued)</b>						
01-40-470-510002	CIP Related Fuel	-	-	-	-	-
01-40-470-520011	Maintenance & Repair-Safety Equipment	15,507	17,510	5,200	18,000	490
01-40-470-520031	Maintenance & Repair-General Equipment	70,140	47,380	47,200	50,000	2,620
01-40-470-520041	Maintenance & Repair-Fleet	49,987	125,500	74,600	126,000	500
01-40-470-520051	Maintenance & Repair-Paving	-	140,000	202,000	83,000	(57,000)
01-40-470-520061	Maintenance & Repair-Paving (City of Beaumont)	-	-	-	379,000	379,000
01-40-470-520091	Maintenance & Repair-Communication Equipment	47,972	6,500	-	7,000	500
01-40-470-540030	Landscape Maintenance	124,351	82,000	62,300	82,000	-
01-40-470-540072	Recharge Facility, Canyon & Pond Maintenance	-	200,000	43,200	200,000	-
01-40-470-540084	Encroachment Permits	-	-	-	36,000	36,000
01-40-470-550024	Employment Testing	-	-	-	500	500
01-50-510-502001	Rents/Leases	24,665	24,900	25,300	27,000	2,100
01-50-510-510031	Small Tools, Parts & Maintenance	-	515	500	1,000	485
01-50-510-540066	Property Damage & Theft	6,559	26,827	12,000	27,000	173
01-50-510-550040	General Supplies	10,977	15,279	7,200	17,000	1,721
01-50-510-550060	Public Education/Community Outreach	129,617	99,330	99,300	100,000	670
01-50-510-550072	Miscellaneous Operating Expenses	-	1,030	-	1,000	(30)
01-50-510-550074	Disaster Preparedness Ongoing Expenses	63,406	15,000	5,200	15,000	-
		<u>763,256</u>	<u>1,196,312</u>	<u>793,300</u>	<u>1,675,500</u>	<u>479,188</u>
<b>TOTAL OPERATING EXPENSE</b>		<b>\$ 16,382,716</b>	<b>\$ 19,284,017</b>	<b>\$ 13,865,800</b>	<b>\$ 21,640,800</b>	<b>\$ 2,356,783</b>

DRAFT

## Account Descriptions



## OPERATING REVENUE

### WATER SALES

- 01-50-510-410100**    **Sales** — Commodity charges for commercial, residential and landscape irrigation water usage.
- 01-50-510-410111**    **Drought Surcharges** —Commodity charge in anticipation of implementing drought rates, as outlined by the Board adopted 2019 rate study.
- 01-50-510-410151**    **Agricultural Irrigation Sales** — Commodity charges for irrigation water usage.
- 01-50-510-410171**    **Construction Sales** — Commodity charges for water used for new construction and other purposes through portable fire hydrant meters.
- 01-50-510-413011**    **Fixed Meter Charges** — Fixed service charges for installed meters based on meter size.

### DEVELOPMENT AND INSTALLATION CHARGES

- 01-50-510-413021**    **Meter Fees** — Charges for new service installations.
- 01-50-510-419011**    **Development Income** — Revenue earned and charged to deposits that were collected to cover engineering, legal and administrative costs associated with new development.

### WATER IMPORTATION SURCHARGE

- 01-50-510-415001**    **SGPWA Importation Charges** — Pass-through charge to cover the cost of purchasing imported water from various sources including the San Geronio Pass Water Agency.

### WATER PUMPING ENERGY SURCHARGE

- 01-50-510-415011**    **SCE Power Charges** — Pass-through charge to cover the cost of electricity used for pumping water from wells and through the system.

### OTHER CHARGES FOR SERVICE

- 01-50-510-413001**    **Backflow Administration Charges** — Administrative charge for required annual backflow program administration.
- 01-50-510-417001**    **Second Notice Penalties** — Late fee assessed on delinquent accounts.
- 01-50-510-417011**    **Third Notice Charges** — Late fee assessed on delinquent accounts for mailed disconnection notices.
- 01-50-510-417021**    **Account Reinstatement Fees** — Fee associated with the reinstatement of service when an account is inactivated due to non-payment including, but not limited to, the disconnection of service for non-payment.
- 01-50-510-417031**    **Lien Processing Fees** — Fee associated with both filing and releasing liens on delinquent accounts.
- 01-50-510-417041**    **Credit Check Processing Fees** — Pass-through charge to cover the cost of performing a credit check.
- 01-50-510-417051**    **Returned Check Fees** — Pass-through charges for payments returned by the bank to the District as unpaid.
- 01-50-510-417061**    **Customer Damages/Upgrade Charges** — Reimbursements for work performed when customers/developers cause damage to District property or customer requested changes such as meter relocation charges.
- 01-50-510-417071**    **After-Hours Call Out Charges** — Reimbursement charge for after-hours services provided.
- 01-50-510-417081**    **Bench Test Fees** — Fee for pulling a meter and bench testing it.
- 01-50-510-417091**    **Credit Card Processing Fees** — Pass-through charge to cover the bank fee charged to the District for credit card processing.

- 01-50-510-419001**    **Rebates/Reimbursements** — Rebates and reimbursements issued to the District from various sources, including from credit card usage, insurance carrier for safety improvements, etc.
- 01-50-510-419021**    **Recharge Income**— Income received for the recharge of imported water from San Geronio Pass Water Agency (SGPWA) for the City of Banning.
- 01-50-510-419031**    **Well Maintenance Reimbursement**— Reimbursements issued to the District for well maintenance from various sources, including the City of Banning.
- 01-50-510-419041**    **Gain (Loss) – Asset Disposal** — Account used to record an accounting gain or loss associated with capital assets disposed of.
- 01-50-510-419061**    **Miscellaneous Income** — Receipts for miscellaneous, non-recurring revenues.

## NON-OPERATING REVENUE

### RENTAL INCOME

- 01-50-510-471001**    **Maintenance Fees— 12303 Oak Glen Rd** — Maintenance Fees collected for the maintenance and repair of District residential property.
- 01-50-510-471011**    **Maintenance Fees— 13695 Oak Glen Rd** — Maintenance Fees collected for the maintenance and repair of District residential property.
- 01-50-510-471021**    **Maintenance Fees— 13697 Oak Glen Rd** — Maintenance Fees collected for the maintenance and repair of District residential property.
- 01-50-510-471031**    **Maintenance Fees— 9781 Avenida Miravilla** — Maintenance Fees collected for the maintenance and repair of District residential property.
- 01-50-510-471101**    **Utilities — 12303 Oak Glen Rd** — Utility payments for District residential property.
- 01-50-510-471111**    **Utilities — 13695 Oak Glen Rd** — Utility payments for District residential property.
- 01-50-510-471121**    **Utilities — 13697 Oak Glen Rd** — Utility payments for District residential property.
- 01-50-510-471131**    **Utilities — 9781 Avenida Miravilla** — Utility payments for District residential property.

### FACILITIES CHARGES

- 01-50-510-481001**    **Facility Fees — Wells** — Fees paid per Equivalent Dwelling Unit (EDU) by individual homeowners and industrial, residential, and commercial developers to fund the cost of the impacts of their developments on the District’s water system, specifically for new wells.
- 01-50-510-481006**    **Facility Fees — Water Rights (SWP)** — Fees paid per EDU by individual homeowners and industrial, residential, and commercial developers to fund the cost of the impacts of their developments on the District’s water system, specifically for State Water Project water rights.
- 01-50-510-481012**    **Facility Fees — Water Treatment Plant** — Fees paid per EDU by individual homeowners and industrial, residential, and commercial developers to fund the cost of the impacts of their developments on the District’s water system, specifically for new water treatment plants.
- 01-50-510-481018**    **Facility Fees — Local Water Resources** — Fees paid per EDU by individual homeowners and industrial, residential, and commercial developers to fund the cost of the impacts of their developments on the District’s water system, specifically for local water resources.
- 01-50-510-481024**    **Facility Fees — Recycled Water Facilities** — Fees paid per EDU by individual homeowners and industrial, residential, and commercial developers to fund the cost of the

impacts of their developments on the District's water system, specifically for new recycled water facilities.

- 01-50-510-481030 Facility Fees — Transmission (16")** — Fees paid per EDU by individual homeowners and industrial, residential, and commercial developers to fund the cost of the impacts of their developments on the District's water system, specifically for new 16" transmission lines.
- 01-50-510-481036 Facility Fees — Storage** — Fees paid per EDU by individual homeowners and industrial, residential, and commercial developers to fund the cost of the impacts of their developments on the District's water system, specifically for new storage facilities.
- 01-50-510-481042 Facility Fees — Booster** — Fees paid per EDU by individual homeowners and industrial, residential, and commercial developers to fund the cost of the impacts of their developments on the District's water system, specifically for new booster stations.
- 01-50-510-481048 Facility Fees — Pressure Reducing Stations** — Fees paid per EDU by individual homeowners and industrial, residential, and commercial developers to fund the cost of the impacts of their developments on the District's water system, specifically for new pressure reducing stations.
- 01-50-510-481054 Facility Fees — Miscellaneous Projects** — Fees paid per EDU by individual homeowners and industrial, residential, and commercial developers to fund the cost of the impacts of their developments on the District's water system, for miscellaneous projects not covered by other types of facilities fees.
- 01-50-510-481060 Facility Fees — Financing Costs** — Fees paid per EDU by individual homeowners and industrial, residential, and commercial developers to fund the cost of the impacts of their developments on the District's water system, specifically for costs of financing new facilities.
- 01-50-510-485001 Front Footage Fees** — Charged to cover the cost of existing pipelines aligned along the frontage of properties requesting service.

#### **INTEREST EARNED**

- 01-50-510-490001 Interest Income — Bonita Vista** — Interest income earned on the Bonita Vista note receivable.
- 01-50-510-490011 Interest Income — Fairway Canyon** — Interest income earned on the Fairway Canyon note receivable.
- 01-50-510-490021 Interest Income — General** — Interest income earned on general District investments.
- 01-50-510-419012 Development Income — GIS** — Deposits paid by developers for expenses related to GIS activities relating to developer projects.

#### **GRANT REVENUE**

- 01-50-510-419051 Grant Revenue** — Grant funding received.

## OPERATING EXPENSES

### BOARD OF DIRECTORS EXPENSES

*The three-digit departmental number 110 seen in this section of the General Ledger refers to the expenses incurred in relation to Board activities.*

- 01-10-110-500101**     **Board of Directors Fees** — Per diem for each Director for attendance at meetings and Board approved training, seminars, and conferences with per diem payment based on days of service.
- 01-10-110-500115**     **Social Security** — Expenses for the District's portion of Social Security (FICA) for this department.
- 01-10-110-500120**     **Medicare** — Expenses for the District's portion of Medicare for this department.
- 01-10-110-500125**     **Health Insurance** — Cost of providing health benefits to Directors.
- 01-10-110-500140**     **Life Insurance** — Life insurance premiums paid on behalf of Directors.
- 01-10-110-500143**     **EAP Program** — Cost of providing Employee Assistance Program to employees in this department.
- 01-10-110-500145**     **Workers' Compensation** — Standard costs paid for employees in this department to the District's insurance carrier.
- 01-10-110-500175**     **Training/Education/Mtgs/Travel** — Provides for costs associated with attendance to District approved training, educational forums, webinars, meetings, seminars and conferences, mileage reimbursement for Directors, etc.
- 01-10-110-550012**     **Election Expenses** — Costs associated with directorial elections.
- 01-10-110-550042**     **Supplies — Other** — Cost of supplies used by Directors such as name placards, professional photos, meeting-related costs, and business cards.
- 01-10-110-550051**     **Advertising/Legal Notices** — Cost associated with advertising notices for Public Hearings, Election Notices, Ordinances, etc.

### ENGINEERING EXPENSES

*The three-digit departmental number 210 seen in this section of the General Ledger refers to the expenses incurred for the labor of the Engineering staff.*

- 01-20-210-500105**     **Labor** — Wage expenses for this department.
- 01-20-210-500115**     **Social Security** — Expenses for the District's portion of Social Security (FICA) for this department.
- 01-20-210-500120**     **Medicare** — Expenses for the District's portion of Medicare for this department.
- 01-20-210-500125**     **Health Insurance** — Cost of providing health benefits to employees in this department.
- 01-20-210-500140**     **Life Insurance** — Life insurance premiums paid on behalf of employees in this department.
- 01-20-210-500143**     **EAP Program** — Cost of providing Employee Assistance Program to employees in this department.
- 01-20-210-500145**     **Workers' Compensation** — Standard costs paid to the District's insurance carrier for employees in this department.

- 01-20-210-500150 Unemployment Insurance** — Cost of providing unemployment benefits for employees in this department.
- 01-20-210-500155 Retirement/CalPERS** — Retirement contributions paid on behalf of employees in this department.
- 01-20-210-500165 Uniforms and Employee Benefits** — Cost of uniforms and personal protective equipment.
- 01-20-210-500175 Training/Education/Mtgs/Travel** — Provides for costs associated with personnel development, which include attendance and/or participation of District approved training, educational forums, webinars, meetings, seminars and conferences, and mileage reimbursement for employees in this department.
- 01-20-210-500180 Accrued Sick Leave Expense** — Cost of sick time earned by employees in this department.
- 01-20-210-500185 Accrued Vacation Leave Expense** — Cost of vacation time earned by employees in this department.
- 01-20-210-500187 Accrued Leave Payments** — Cash payouts of excess vacation and sick time permitted under District policy. May include Floating Holiday, Birthday Holiday, Admin Time, and Comp Time.
- 01-20-210-500190 Temporary Labor** — Wage expenses for the use of temporary employees employed by a third-party agency.
- 01-20-210-500195 CIP Related Labor** — Wage expenses for Capital Improvement Projects in this department.
- 01-20-210-550030 Membership Dues** — Membership dues and certifications for CPESC, QSP/D, ASCE, etc.
- 01-20-210-550051 Advertising/Legal Notices** — Cost associated with advertising notices, inviting bids, etc.

## PROFESSIONAL SERVICES EXPENSES

*The section of the General Ledger refers to the expenses incurred for Professional Expenses. The three-digit department number 210 seen in this section of the General Ledger refers to the expenses incurred related to Engineering. The three-digit department number 310 seen in this section refers to the expenses related to Finance and Administrative Services. The three-digit department number 510 seen in this section refers to general District related professional services not associated with a specific department.*

- 01-20-210-540012 Development Reimbursable Engineering** — This section includes all engineering required to be reimbursed by development for plan checks and plan processing.
- 01-20-210-540014 Development Reimbursable GIS** — Reimbursement of developer-collected deposits associated with GIS activities relating to developer projects.
- 01-20-210-540018 Grant and Loan Procurement** — This section includes all procurement costs for grants and loans.
- 01-20-210-540048 Permits, Fees and Licensing** — This includes all engineering costs associated with miscellaneous District projects.
- 01-20-210-580031 Outside Engineering** — This section includes any contract engineering work performed by outside vendors.
- 01-20-210-580032 CIP Related Outside Engineering** — This section includes any contract engineering work performed by outside vendors on Capital Improvement Projects.

- 01-30-310-580001** **Accounting and Audit** — Includes costs associated with accounting services performed by consultants, such as audits of District financials and actuarial services required for financial reporting.
- 01-30-310-580011** **General Legal** — Costs associated with both day to day and unforeseen legal matters. This section includes costs for general legal counselling as well as all fees associated with legal matters including legal fees, court fees, and other expenses of a lawyer. This may include litigation expenses not associated with Capital Improvements (property acquisitions etc.).
- 01-30-310-580036** **Other Professional Services** — Costs associated with outside legal, engineering, accounting, financial, auditing, and other consulting services.
- 01-50-510-550096** **Beaumont Basin Watermaster** — This section accounts for the District's prorated cost of participation in the Beaumont Basin Watermaster Committee.
- 01-50-510-550097** **SAWPA Basin Monitoring Program** — This section accounts for the District's cost of participation in the Santa Ana Watershed Project Authority Basin Monitoring Program.

## **FINANCE AND ADMINISTRATIVE SERVICES EXPENSES**

*The three-digit departmental number 310 seen in this section of the General Ledger refers to the expenses incurred for Finance and Administrative Services as well as General District expenses. This section of the General Ledger includes expenses incurred for Professional Expenses related to Finance and Administrative Services that are not included in the Professional Services Expenses above.*

- 01-30-310-500105** **Labor** — Wage expenses for this department.
- 01-30-310-500110** **Overtime** — Overtime expenses for this department.
- 01-30-310-500111** **Double Time** — Double-time expenses for this department.
- 01-30-310-500115** **Social Security** — Expenses for the District's portion of Social Security (FICA) for this department.
- 01-30-310-500120** **Medicare** — Expenses for the District's portion of Medicare for this department.
- 01-30-310-500125** **Health Insurance** — Cost of providing health benefits to employees in this department.
- 01-30-310-500130** **CalPERS Health Administration Costs** — Administrative fees charged for CalPERS health insurance.
- 01-30-310-500140** **Life Insurance** — Life insurance premiums paid on behalf of employees in this department.
- 01-30-310-500143** **EAP Program** — Cost of providing Employee Assistance Program to employees in this department.
- 01-30-310-500145** **Workers' Compensation** — Standard costs paid to the District's insurance carrier for employees in this department.
- 01-30-310-500150** **Unemployment Insurance** — Cost of providing unemployment benefits for employees in this department.
- 01-30-310-500155** **Retirement/CalPERS** — Retirement contributions paid on behalf of employees in this department.
- 01-30-310-500161** **Estimated Current Year OPEB Expense** — Actuarially-determined annual expense associated with the measurement of the District's net Other Postemployment Benefits (OPEB).
- 01-30-310-500165** **Uniforms and Employee Benefits** — Cost of uniforms and personal protective equipment.

<b>01-30-310-500175</b>	<b>Training/Education/Mtgs/Travel</b> — Provides for costs associated with personnel development, which include attendance and/or participation of District approved training, educational forums, webinars, meetings, seminars and conferences, mileage reimbursement for employees in this department.
<b>01-30-310-500180</b>	<b>Accrued Sick Leave Expense</b> — Cost of sick time earned by employees in this department.
<b>01-30-310-500185</b>	<b>Accrued Vacation Leave Expense</b> — Cost of vacation time earned by employees in this department.
<b>01-30-310-500187</b>	<b>Accrued Leave Payments</b> — Cash payouts of excess vacation and sick time permitted under District policy. May include Floating Holiday, Birthday Holiday, Admin Time, and Comp Time.
<b>01-30-310-500190</b>	<b>Temporary Labor</b> — Wage expenses for the use of temporary employees employed by a third-party agency.
<b>01-30-310-500195</b>	<b>CIP Related Labor</b> — Wage and benefit expenses for Capital Improvement Projects in this department.
<b>01-30-310-550001</b>	<b>Bank/Financial Service Fees</b> — Service fees associated with District bank deposit accounts.
<b>01-30-310-550006</b>	<b>Cashiering Shortages/Overages</b> — Accounts for cash shortages and overages at the cashiering windows.
<b>01-30-310-550008</b>	<b>Transaction/Return Fees</b> — Bank fees charged to the District for payments returned by the bank as unpaid.
<b>01-30-310-550010</b>	<b>Transaction/Credit Card Fees</b> — Bank fees charged to the District for credit card processing.
<b>01-30-310-550014</b>	<b>Credit Check Fees</b> — Costs of performing credit checks for water service applicants.
<b>01-30-310-550030</b>	<b>Membership Dues</b> — Membership dues for associations including the Beaumont Chamber of Commerce, Cherry Valley Chamber of Commerce, California Special District Association, ACWA, AWWA, etc.
<b>01-30-310-550036</b>	<b>Notary and Lien Fees</b> — Fees associated with filing and releasing liens on delinquent accounts.
<b>01-30-310-550042</b>	<b>Office Supplies</b> — Cost of miscellaneous consumable office supplies such as paper, pens, etc.
<b>01-30-310-550046</b>	<b>Office Equipment</b> — Costs for office equipment that individually do not meet the criteria for capitalization as a fixed asset, including costs that are part of service and/or lease agreements for the office equipment.
<b>01-30-310-550048</b>	<b>Postage</b> — Costs such as postage for regular and delinquent utility bills as well as daily correspondence.
<b>01-30-310-550050</b>	<b>Utility Billing Service</b> — Cost associated with the production, mailing, etc. of Utility Bills.
<b>01-30-310-550051</b>	<b>Advertising/Legal Notices</b> — Cost associated with advertising notices, inviting bids, unclaimed funds, etc.
<b>01-30-310-550054</b>	<b>Property, Auto and General Liability Insurance</b> — Insurance premiums covering District properties and facilities.
<b>01-30-310-550072</b>	<b>Miscellaneous Operating Expenses</b> — Expenses which do not fall directly under another general ledger account under financial and administrative services.

- 01-30-310-550078**     **Bad Debt Expense** — Cost of providing water service to accounts which are deemed to be uncollectible.
- 01-30-310-560000**     **GASB 68 Pension Expense** — Actuarially-determined annual expense associated with the measurement of the District's net Pension Liability (NPL).

## **DEPRECIATION**

- 01-30-310-550084**     **Depreciation** — Annual depreciation expenses on capital assets.

## **HUMAN RESOURCES AND RISK MANAGEMENT**

*The three-digit departmental number 320 seen in this section of the General Ledger includes the administrative salaries, employee benefits, operating supplies, and other expenses associated with the human resource related functions of the District.*

- 01-30-320-500105**     **Labor** — Wage expenses for this department.
- 01-30-320-500110**     **Overtime** — Overtime expenses for this department.
- 01-30-320-500111**     **Double Time** — Double-time expenses for this department.
- 01-30-320-500115**     **Social Security** — Expenses for the District's portion of Social Security (FICA) for this department.
- 01-30-320-500120**     **Medicare** — Expenses for the District's portion of Medicare for this department.
- 01-30-320-500125**     **Health Insurance** — Cost of providing health benefits to employees in this department.
- 01-30-320-500140**     **Life Insurance** — Life insurance premiums paid on behalf of employees in this department.
- 01-30-320-500143**     **EAP Program** — Cost of providing Employee Assistance Program to employees in this department.
- 01-30-320-500145**     **Workers' Compensation** — Standard costs paid to the District's insurance carrier for employees in this department.
- 01-30-320-500150**     **Unemployment Insurance** — Cost of providing unemployment benefits for employees in this department.
- 01-30-320-500155**     **Retirement/CalPERS** — Retirement contributions paid on behalf of employees in this department.
- 01-30-320-500165**     **Uniforms and Employee Benefits** — Cost of uniforms and personal protective equipment.
- 01-30-320-500175**     **Training/Education/Mtgs/Travel** — Provides for costs associated with personnel development, which include attendance and/or participation of District approved training, educational forums, webinars, meetings, seminars and conferences, mileage reimbursement for employees in this department.
- 01-30-320-500176**     **District Professional Development** — Provides for costs associated with advanced and/or District-wide personnel development, which includes attendance and/or participation of District approved training, educational forums, webinars, meetings, seminars and conferences, mileage reimbursement for authorized employees.
- 01-30-320-500177**     **General Safety Training and Supplies** — Provides for general safety-related training and supply costs such as OSHA-required training, quarterly facilities inspections for safety

compliance, disaster preparedness equipment and training, employee CPR/First Aid, and general safety materials or equipment.

- 01-30-320-500180** **Accrued Sick Leave Expense** — Cost of sick time earned by employees in this department.
- 01-30-320-500185** **Accrued Vacation Leave Expense** — Cost of vacation time earned by employees in this department.
- 01-30-320-500187** **Accrued Leave Payments** — Cash payouts of excess vacation and sick time permitted under District policy. May include Floating Holiday, Birthday Holiday, Admin Time, and Comp Time.
- 01-30-320-500190** **Temporary Labor** — Wage expenses for the use of temporary employees employed by a third-party agency.
- 01-30-320-550024** **Employment Testing** — Costs associated with pre-employment and random drug testing.
- 01-30-320-550025** **Employee Retention** — Cost associated with acknowledgments, certificates, and employee retention activities.
- 01-30-320-550026** **Recruitment Expense** — Costs associated with the recruitment of new staff.
- 01-30-320-550028** **District Certification** — Costs associated with application fees, survey fees, and other fees in order to submit for awards which illustrate District excellence in transparency, workplace culture, ethics, etc.
- 01-30-320-550030** **Membership Dues** — Membership dues for associations including CalChamber, CALPERLA, SHRM, etc.
- 01-30-320-550042** **Office Supplies** — Cost of miscellaneous consumable office supplies such as paper, pens, etc. specifically for department related projects.
- 01-30-320-550051** **Advertising/Legal Notices** — Cost associated with advertising notices, job posts, inviting bids, etc.
- 01-30-320-580036** **Other Professional Services** — Costs associated with outside training, auditing services, District events such as wellness fairs, and consulting services.

#### **INFORMATION TECHNOLOGY EXPENSES**

*The three-digit departmental number 315 seen in this section of the General Ledger includes the administrative salaries, employee benefits, operating supplies, and other expenses associated with the information technology function of the District.*

- 01-35-315-500105** **Labor** — Wage expenses for this department.
- 01-35-315-500115** **Social Security** — Expenses for the District's portion of Social Security (FICA) for this department.
- 01-35-315-500120** **Medicare** — Expenses for the District's portion of Medicare for this department.
- 01-35-315-500125** **Health Insurance** — Cost of providing health benefits to employees in this department.
- 01-35-315-500140** **Life Insurance** — Life insurance premiums paid on behalf of employees in this department.
- 01-35-315-500143** **EAP Program** — Cost of providing Employee Assistance Program to employees in this department.
- 01-35-315-500145** **Workers' Compensation** — Standard costs paid to the District's insurance carrier for employees in this department.

<b>01-35-315-500150</b>	<b>Unemployment Insurance</b> — Cost of providing unemployment benefits for employees in this department.
<b>01-35-315-500155</b>	<b>Retirement/CalPERS</b> — Retirement contributions paid on behalf of employees in this department.
<b>01-35-315-500165</b>	<b>Uniforms &amp; Employee Benefits</b> — Cost of uniforms and personal protective equipment.
<b>01-35-315-500175</b>	<b>Training/Education/Mtgs/Travel</b> — Provides for costs associated with personnel development, which include attendance and/or participation of District approved training, educational forums, webinars, meetings, seminars and conferences, mileage reimbursement for employees in this department.
<b>01-35-315-500180</b>	<b>Accrued Sick Leave Expense</b> — Cost of sick time earned by employees in this department.
<b>01-35-315-500185</b>	<b>Accrued Vacation Leave Expense</b> — Cost of vacation time earned by employees in this department.
<b>01-35-315-500187</b>	<b>Accrued Leave Payments</b> — Cash payouts of excess vacation and sick time permitted under District policy. May include Floating Holiday, Birthday Holiday, Admin Time, and Comp Time.
<b>01-35-315-500190</b>	<b>Temporary Labor</b> — Wage expenses for the use of temporary employees employed by a third-party agency.
<b>01-35-315-500195</b>	<b>CIP Related Labor</b> — Wage expenses for a Capital Improvement Project in this department.
<b>01-35-315-501511</b>	<b>Telephone/Internet Service</b> — Phone and communication services for office and field operation including internet and fax services.
<b>01-35-315-501521</b>	<b>Building Alarms and Security</b> – Costs associated with the alarms and security services for all District facilities.
<b>01-35-315-540014</b>	<b>GIS Maintenance and Updates</b> – Costs associated with GIS activities and updates relating to District projects that are not recovered from Developer deposits.
<b>01-35-315-550030</b>	<b>Membership Dues</b> — Membership dues for information technology related associations such as Multi-State Information Sharing & Analysis Center (MS-ISAC) and Municipal Information Systems Association of California (MISAC), etc.
<b>01-35-315-550044</b>	<b>Printing/Toner and Maintenance</b> — Costs associated with toner supplies, imaging, or enterprise printers.
<b>01-35-315-550051</b>	<b>Advertising/Legal Notices</b> — Cost associated with advertising notices, inviting bids, etc.
<b>01-35-315-580016</b>	<b>Computer Hardware</b> — Costs for general information technology hardware related items such as cables, wire management, keyboards, mouse, computer repair components.
<b>01-35-315-580021</b>	<b>IT/Software Support</b> — Costs for general information technology software related items.
<b>01-35-315-580026</b>	<b>License/Maintenance/Support</b> — Costs for information technology related license renewals, maintenance agreements and renewals and Annual Support Agreements.
<b>01-35-315-580028</b>	<b>Cybersecurity Software/Hardware</b> – Cost for hardware and software to support secure operations in relation to Information Technology.

## **SOURCE OF SUPPLY**

*The three-digit department number 410 seen in this section of the General Ledger refers to the expenses incurred for the operation and maintenance of wells, tanks, purchase and extraction of water.*

01-40-410-500105	<b>Labor</b> — Wage expenses for this department.
01-40-410-500110	<b>Overtime</b> — Overtime expenses for this department.
01-40-410-500111	<b>Double Time</b> — Double-time expenses for this department.
01-40-410-500113	<b>Standby/On-Call</b> — Expenses for off-duty work for this department as defined by the employees Memorandum of Understanding (MOU).
01-40-410-500115	<b>Social Security</b> — Expenses for the District's portion of Social Security (FICA) for this department.
01-40-410-500120	<b>Medicare</b> — Expenses for the District's portion of Medicare for this department.
01-40-410-500125	<b>Health Insurance</b> — Cost of providing health benefits to employees in this department.
01-40-410-500140	<b>Life Insurance</b> — Life insurance premiums paid on behalf of employees in this department.
01-40-410-500143	<b>EAP Program</b> — Cost of providing Employee Assistance Program to employees in this department.
01-40-410-500145	<b>Workers' Compensation</b> — Standard costs paid to the District's insurance carrier for employees in this department.
01-40-410-500150	<b>Unemployment Insurance</b> — Cost of providing unemployment benefits for employees in all divisions of the Operations department.
01-40-410-500155	<b>Retirement/CalPERS</b> — Retirement contributions paid on behalf of employees in this department.
01-40-410-500165	<b>Uniforms and Employee Benefits</b> — Cost of uniforms, personal protective equipment and boot allowance.
01-40-410-500175	<b>Training/Education/Mtgs/Travel</b> — Provides for costs associated with personnel development, which include attendance and/or participation of District approved training, educational forums, webinars, meetings, seminars and conferences, mileage reimbursement for employees in this department.
01-40-410-500180	<b>Accrued Sick Leave Expense</b> — Cost of sick time earned by employees in this department.
01-40-410-500185	<b>Accrued Vacation Leave Expense</b> — Cost of vacation time earned by employees in this department.
01-40-410-500187	<b>Accrued Leave Payments</b> — Cash payouts of excess vacation and sick time permitted under District policy. May include Floating Holiday, Birthday Holiday, Admin Time, and Comp Time.
01-40-410-500195	<b>CIP Related Labor</b> — Wage expenses for Capital Improvement Projects in this department.
01-40-410-500501	<b>State Project Water Purchases</b> — Costs associated with the purchase of imported water from the San Geronio Pass Water Agency (SGPWA).
01-40-410-500511	<b>Ground Water Purchases</b> — Costs associated with the purchase of groundwater rights from South Mesa Mutual, City of Banning, Yucaipa Valley Water District (YVWD), etc.
01-40-410-501101	<b>Electricity - Wells</b> — Charges for power purchased from Southern California Edison to operate District facilities including wells, boosters, tanks, pumping stations, etc..
01-40-410-501201	<b>Gas - Wells</b> — Natural gas purchased for the operation of an emergency booster pump.
01-40-410-510011	<b>Treatment and Chemicals</b> — Costs associated with the purchase of water treatment chemicals such as chlorine.

- 01-40-410-510021 Lab Testing** — Costs associated with water sample analysis conducted by outside laboratories.
- 01-40-410-510031 Small Tools, Parts and Maintenance** – Costs for minor repairs and small parts purchases.
- 01-40-410-520021 Maintenance and Repair – Telemetry Equipment** — Costs associated with the maintenance and repair of the District’s telemetry system.
- 01-40-410-520061 Maintenance and Repair – Pumping Equipment** — Costs associated with the maintenance and repair of pumping equipment, wells, boosters and chlorination equipment.
- 01-40-410-540084 Regulations Mandates and Tariffs** — Expenses including National Pollutant Discharge Elimination System (NPDES) permit fees and water system fees to the California Department of Public Health as well as all permits and annual reports mandated by other Regulatory Agencies.
- 01-40-410-550024 Employment Testing** — Costs associated with random drug test and DOT program requirements.
- 01-40-410-550066 Subscriptions** — Costs of subscriptions for regulatory and technical updates.

## TRANSMISSION AND DISTRIBUTION

*The three-digit departmental number 440 seen in this section of the General Ledger refers to the expenses incurred for the operation and maintenance of the infrastructure used to bring water from wells to storage tanks and from storage tanks to the consumers.*

- 01-40-440-500105 Labor** — Wage expenses for this department.
- 01-40-440-500110 Overtime** — Overtime expenses for this department.
- 01-40-440-500111 Double Time** — Double-time expenses for this department.
- 01-40-440-500113 Standby/On-Call** — Expenses for off-duty work for this department as defined by the employees Memorandum of Understanding (MOU).
- 01-40-440-500115 Social Security** — Expenses for the District’s portion of Social Security (FICA) for this department.
- 01-40-440-500120 Medicare** — Expenses for the District’s portion of Medicare for this department.
- 01-40-440-500125 Health Insurance** — Cost of providing health benefits to employees in this department.
- 01-40-440-500140 Life Insurance** — Life insurance premiums paid on behalf of employees in this department.
- 01-40-440-500143 EAP Program** — Cost of providing Employee Assistance Program to employees in this department.
- 01-40-440-500145 Workers’ Compensation** — Standard costs paid to the District’s insurance carrier for employees in this department.
- 01-40-440-500155 Retirement/CalPERS** — Retirement contributions paid on behalf of employees in this department.
- 01-40-440-500165 Uniforms and Employee Benefits** — Cost of uniforms, personal protective equipment and boot allowance.
- 01-40-440-500175 Training/Education/Mtgs/Travel** — Provides for costs associated with personnel development, which include attendance and/or participation of District approved training, educational forums, webinars, meetings, seminars and conferences, mileage reimbursement for employees in this department.

<b>01-40-440-500177</b>	<b>General Safety Supplies</b> — Costs associated with general safety materials or equipment not otherwise specified.
<b>01-40-440-500180</b>	<b>Accrued Sick Leave Expense</b> — Cost of sick time earned by employees in this department.
<b>01-40-440-500185</b>	<b>Accrued Vacation Leave Expense</b> — Cost of vacation time earned by employees in this department.
<b>01-40-440-500187</b>	<b>Accrued Leave Payments</b> — Cash payouts of excess vacation and sick time permitted under District policy. May include Floating Holiday, Birthday Holiday, Admin Time, and Comp Time.
<b>01-40-440-500190</b>	<b>Temporary Labor</b> — Wage expenses for the use of temporary employees employed by a third party agency for all operations division.
<b>01-40-440-500195</b>	<b>CIP Related Labor</b> — Wage expenses for Capital Improvement Projects in this department.
<b>01-40-440-510031</b>	<b>Small Tools, Parts and Maintenance</b> — Costs for minor repairs and small parts purchases.
<b>01-40-440-520071</b>	<b>Maintenance and Repair – Pipeline and Hydrants</b> — Costs associated with the maintenance and repair of pipelines and fire hydrants.
<b>01-40-440-520081</b>	<b>Maintenance and Repair – Hydraulically Controlled Valves</b> — Costs associated with the maintenance and repair of Cla-Valves, including control valves, bypass valves, pressure regulating valves (PRV), pressure sustaining valves, and any other hydraulically controlled system valves.
<b>01-40-440-540001</b>	<b>Backflow Maintenance</b> — Costs associated with maintenance and repair of District owned backflow devices and test equipment. Costs associated with backflow testing.
<b>01-40-440-540024</b>	<b>Inventory Adjustments</b> — Costs associated with change in market value on inventory using an average-cost valuation method or costs associated with removing obsolete or damaged items from inventory.
<b>01-40-440-540036</b>	<b>Line Locates</b> — Cost associated with the locating and marking of underground facilities.
<b>01-40-440-540042</b>	<b>Meters Maintenance and Services</b> — Costs associated with repair and maintenance of existing meters and services, service lines, in accordance with the District's meter change out program.
<b>01-40-440-540078</b>	<b>Reservoirs Maintenance</b> — Costs associated with the repair and maintenance of District water storage facilities.
<b>01-40-440-550024</b>	<b>Employment Testing</b> — Costs associated with random drug test and DOT program requirements.
<b>01-40-440-550051</b>	<b>Advertising/Legal Notices</b> — Cost associated with advertising notices, inviting bids, etc.

## INSPECTIONS

*The three-digit departmental number 450 seen in this section of the General Ledger refers to the expenses incurred for the labor of the inspectors. These costs are typically recovered through inspection fees and development charges.*

<b>01-40-450-500105</b>	<b>Labor</b> — Wage expenses for this department.
<b>01-40-450-500110</b>	<b>Overtime</b> — Overtime expenses for this department.

- 01-40-450-500111 Double Time** — Double-time expenses for this department.
- 01-40-450-500113 Standby/On-Call** — Expenses for off-duty work for this department as defined by the employees Memorandum of Understanding (MOU).
- 01-40-450-500115 Social Security** — Expenses for the District's portion of Social Security (FICA) for this department.
- 01-40-450-500120 Medicare** — Expenses for the District's portion of Medicare for this department.
- 01-40-450-500125 Health Insurance** — Cost of providing health benefits to employees in this department.
- 01-40-450-500140 Life Insurance** — Life insurance premiums paid on behalf of employees in this department.
- 01-40-450-500143 EAP Program** — Cost of providing Employee Assistance Program to employees in this department.
- 01-40-450-500145 Workers' Compensation** — Standard costs paid to the District's insurance carrier for employees in this department.
- 01-40-450-500155 Retirement/CalPERS** — Retirement contributions paid on behalf of employees in this department.

#### **CUSTOMER SERVICE AND METER READING**

*The three digit departmental number 460 seen in this section of the General Ledger refers to the expenses incurred for the labor of the meter readers and the field customer service representative.*

- 01-40-460-500105 Labor** — Wage expenses for this department.
- 01-40-460-500110 Overtime** — Overtime expenses for this department.
- 01-40-460-500111 Double Time** — Double-time expenses for this department.
- 01-40-460-500113 Standby/On-Call** — Expenses for off-duty work for this department as defined by the employees Memorandum of Understanding (MOU).
- 01-40-460-500115 Social Security** — Expenses for the District's portion of Social Security (FICA) for this department.
- 01-40-460-500120 Medicare** — Expenses for the District's portion of Medicare for this department.
- 01-40-460-500125 Health Insurance** — Cost of providing health benefits to employees in this department.
- 01-40-460-500140 Life Insurance** — Life insurance premiums paid on behalf of employees in this department.
- 01-40-460-500143 EAP Program** — Cost of providing Employee Assistance Program to employees in this department.
- 01-40-460-500145 Workers' Compensation** — Standard costs paid to the District's insurance carrier for employees in this department.
- 01-40-460-500155 Retirement/CalPERS** — Retirement contributions paid on behalf of employees in this department.
- 01-40-460-500165 Uniforms and Employee Benefits** — Cost of uniforms, personal protective equipment and boot allowance.
- 01-40-460-500175 Training/Education/Mtgs/Travel** — Provides for costs associated with personnel development, which include attendance and/or participation of District approved training, educational forums, webinars, meetings, seminars and conferences, mileage reimbursement for employees in this department.
- 01-40-460-500180 Accrued Sick Leave Expense** — Cost of sick time earned by employees in this department.

- 01-40-460-500185**     **Accrued Vacation Leave Expense** — Cost of vacation time earned by employees in this department.
- 01-40-460-500187**     **Accrued Leave Payments** — Cash payouts of excess vacation and sick time permitted under District policy. May include Floating Holiday, Birthday Holiday, Admin Time, and Comp Time.
- 01-40-460-500195**     **CIP Related Labor** — Wage expenses for a Capital Improvement Project in this department.
- 01-40-460-550024**     **Employment Testing** — Costs associated with random drug test and DOT program requirements.

## **MAINTENANCE and GENERAL PLANT EXPENSES**

*The three-digit departmental number 470 seen in this section of the General Ledger refers to the expenses incurred for the labor of employees performing landscape and general plant maintenance. This department includes expenses related to District owned properties. The three digit department number 510 seen in this section of the General Ledger refers to the general expenses incurred by the District that are not associated with a specific department.*

- 01-40-470-500105**     **Labor** — Wage expenses for this department.
- 01-40-470-500110**     **Overtime** — Overtime expenses for this department.
- 01-40-470-500111**     **Double Time** — Double-time expenses for this department.
- 01-40-470-500113**     **Standby/On-Call** — Expenses for off-duty work for this department as defined by the employees Memorandum of Understanding (MOU).
- 01-40-470-500115**     **Social Security** — Expenses for the District's portion of Social Security (FICA) for this department.
- 01-40-470-500120**     **Medicare** — Expenses for the District's portion of Medicare for this department.
- 01-40-470-500125**     **Health Insurance** — Cost of providing health benefits to employees in this department.
- 01-40-470-500140**     **Life Insurance** — Life insurance premiums paid on behalf of employees in this department.
- 01-40-470-500143**     **EAP Program** — Cost of providing Employee Assistance Program to employees in this department.
- 01-40-470-500145**     **Workers' Compensation** — Standard costs paid to the District's insurance carrier for employees in this department.
- 01-40-470-500155**     **Retirement/CalPERS** — Retirement contributions paid on behalf of employees in this department.
- 01-40-470-501111**     **Electricity – 560 Magnolia Ave** — Electricity for the District Main Office.
- 01-40-470-501121**     **Electricity – 12303 Oak Glen Rd** — Electricity for District residence, billed to the occupant.
- 01-40-470-501131**     **Electricity – 13695 Oak Glen Rd** — Electricity for District residence, billed to the occupant.
- 01-40-470-501141**     **Electricity – 13697 Oak Glen Rd** — Electricity for District residence, billed to the occupant.

<b>01-40-470-501151</b>	<b>Electricity – 9781 Avenida Miravilla</b> — Electricity for District residence, billed to the occupant.
<b>01-40-470-501161</b>	<b>Electricity – 815 E. 12<sup>th</sup> St</b> — Electricity for the field office.
<b>01-40-470-501171</b>	<b>Electricity – 851 E. 6<sup>th</sup> St</b> — Electricity for the engineering annex.
<b>01-40-470-501321</b>	<b>Propane – 12303 Oak Glen Rd</b> — Propane purchased for District residence, billed to the occupant.
<b>01-40-470-501331</b>	<b>Propane – 13695 Oak Glen Rd</b> — Propane purchased for District residence, billed to the occupant.
<b>01-40-470-501341</b>	<b>Propane – 13697 Oak Glen Rd</b> — Propane purchased for District residence, billed to the occupant.
<b>01-40-470-501351</b>	<b>Propane – 9781 Avenida Miravilla</b> — Propane purchased for District residence, billed to the occupant.
<b>01-40-470-501411</b>	<b>Sanitation – 560 Magnolia Ave</b> — Sewer and Refuse for the District Main Office.
<b>01-40-470-501461</b>	<b>Sanitation – 815 E. 12<sup>th</sup> St</b> — Sewer/Refuse and trash bin for field office.
<b>01-40-470-501471</b>	<b>Sanitation – 11083 Cherry Ave</b> — Trash bin located at Cherry Yard.
<b>01-40-470-501600</b>	<b>Property Maintenance and Repairs</b> — Maintenance work performed on the various District owned buildings (wells, pressure regulation stations, booster pumps, etc.).
<b>01-40-470-501611</b>	<b>Maintenance and Repair – 560 Magnolia Ave</b> — Costs associated with the maintenance and repairs performed at the District Main Office, including routine maintenance to A/C unit, cleaning services, and any other professional services associated with the maintenance or repair of this facility.
<b>01-40-470-501621</b>	<b>Maintenance and Repair – 12303 Oak Glen Rd</b> — Maintenance and repairs performed at District residence.
<b>01-40-470-501631</b>	<b>Maintenance and Repair – 13695 Oak Glen Rd</b> — Maintenance and repairs performed at the District residence.
<b>01-40-470-501641</b>	<b>Maintenance and Repair – 13697 Oak Glen Rd</b> — Maintenance and repairs performed at the District residence.
<b>01-40-470-501651</b>	<b>Maintenance and Repair – 9781 Avenida Miravilla</b> — Maintenance and repairs performed at the District residence.
<b>01-40-470-501661</b>	<b>Maintenance and Repair – 815 E. 12<sup>th</sup> St</b> — Costs associated with the maintenance and repair performed at the District Field Office, including routine maintenance to A/C unit, ice machine, cleaning services, and any other professional services associated with the maintenance or repair of this facility.
<b>01-40-470-501671</b>	<b>Maintenance and Repair – 851 E. 6<sup>th</sup> St</b> — Costs associated with the maintenance and repair performed at the District Engineering Annex, including routine cleaning services, water service, and any other professional services associated with the maintenance or repair of this facility.
<b>01-40-470-501691</b>	<b>Maintenance and Repair – Buildings (General)</b> — Costs associated with maintenance and repair of general District facilities not otherwise specified.
<b>01-40-470-510001</b>	<b>Auto/Fuel</b> — Fuel purchased for District fleet vehicles.
<b>01-40-470-510002</b>	<b>CIP Related Fuel</b> — Fuel purchased for Capital Improvement Projects.

- 01-40-470-520011 Maintenance and Repair – Safety Equipment** — Costs for safety items such as cones, barricades, signs, etc. District keeps on-hand inventory; purchases would be only to replenish worn out items.
- 01-40-470-520031 Maintenance and Repair – General Equipment** — Costs associated with general maintenance performed on District equipment.
- 01-40-470-520041 Maintenance and Repair – Fleet** — Costs associated with routine maintenance, parts, oil changes, repairs, vehicle cleaning service etc., for all fleet vehicles.
- 01-40-470-520051 Maintenance and Repair – Paving** — Costs associated with road repairs and paving outside of the City of Beaumont conducted by outside contractors.
- 01-40-470-520053 Encroachment Permits** – Costs associated with encroachment permit deposits and fees.
- 01-40-470-520061 Maintenance and Repair – Paving (City of Beaumont)** – Costs associated with road repairs and paving within the City of Beaumont conducted by outside contractors
- 01-40-470-520091 Maintenance and Repair – Communication Equipment** — Cost associated with the maintenance and repair of District radio equipment.
- 01-40-470-540030 Landscape Maintenance** — Landscape maintenance performed at the various District facilities.
- 01-40-470-540072 Recharge Facility, Canyon and Pond Maintenance** — Costs associated with the maintenance and weed abatement necessary for the basins at the Noble Creek Recharge Facility Phase I & II and basins located in Edgar Canyon.
- 01-50-510-502001 Rents/Leases** — Cost associated with third party rental agreements with the District including the Engineering Annex.
- 01-50-510-510031 Small Tools, Parts and Maintenance** — Costs for minor repairs and small parts purchases not specifically associated with any one project or division.
- 01-50-510-540066 Property Damages and Theft** — Costs associated with small claims on the District for property damage.
- 01-50-510-550040 General Supplies** — Cost of general supplies used for District operations not specifically associated with any one project.
- 01-50-510-550060 Public Education/Community Outreach** — Costs associated with public education and community outreach, such as the mandated Annual Consumer Confidence Report (Water Quality Report), public relations, etc.
- 01-50-510-550072 Miscellaneous Operating Expenses** — Expenses which do not fall directly under another general ledger account for the District.
- 01-50-510-550074 Disaster Preparedness Ongoing Expenses** — Expenses specifically incurred during an ongoing disaster as well as costs associated with the District’s disaster preparedness program that are not included in any other GL account.

## 2022 Salary Schedule

Beaumont-Cherry Valley Water District Salary Schedule							
Effective: January 1, 2022	Hourly Rates <i>(per step)</i>					Annual Range	
Classification	1	2	3	4	5	<i>(based on 2080 hours)</i>	
Accountant III	37.17	39.03	40.98	43.03	45.18	77,313.60	93,974.40
Accounting Technician	28.16	29.57	31.05	32.60	34.23	58,572.80	71,198.40
Administrative Assistant	23.42	24.59	25.82	27.11	28.47	48,713.60	59,217.60
Civil Engineering Assistant	35.90	37.70	39.58	41.56	43.64	74,672.00	90,771.20
Customer Service Representative I	18.58	19.51	20.49	21.51	22.59	38,646.40	46,987.20
Customer Service Representative II	21.86	22.95	24.10	25.30	26.57	45,468.80	55,265.60
Customer Service Representative III	27.73	29.12	30.58	32.11	33.72	57,678.40	70,137.60
Development Services Representative	26.54	27.87	29.26	30.72	32.26	55,203.20	67,100.80
Director of Engineering	73.94	77.64	81.52	85.60	89.88	153,795.20	186,950.40
Director of Finance and Administrative Services	66.13	69.44	72.91	76.56	80.39	137,550.40	167,211.20
Director of Information Technology	59.21	62.17	65.28	68.54	71.97	123,156.80	149,697.60
Director of Operations	64.61	67.84	71.23	74.79	78.53	134,388.80	163,342.40
Engineering Intern	15.81	16.60	17.43	18.30	19.21	32,884.80	39,956.80
Field Superintendent	44.41	46.63	48.96	51.41	53.98	92,372.80	112,278.40
General Manager	negotiated contract				115.57		240,385.60
Human Resource Coordinator	27.73	29.12	30.58	32.11	33.72	57,678.40	70,137.60
Maintenance Utility Worker	22.66	23.79	24.98	26.23	27.54	47,132.80	57,283.20
Production Maintenance I	22.30	23.42	24.59	25.82	27.11	46,384.00	56,388.80
Production Maintenance II	27.33	28.70	30.13	31.64	33.22	56,846.40	69,097.60
Production Supervisor	36.09	37.89	39.78	41.77	43.86	75,067.20	91,228.80
Recycled Water Supervisor	35.72	37.51	39.39	41.36	43.43	74,297.60	90,334.40
Senior Accountant	39.02	40.97	43.02	45.17	47.43	81,161.60	98,654.40
Senior Engineer	61.62	64.70	67.93	71.33	74.90	128,169.60	155,792.00
Sr. Finance and Administrative Analyst	43.49	45.66	47.94	50.34	52.86	90,459.20	109,948.80
Transmission & Distribution Supervisor	35.72	37.51	39.39	41.36	43.43	74,297.60	90,334.40
Water Utility Person I	19.53	20.51	21.54	22.62	23.75	40,622.40	49,400.00
Water Utility Person II	22.98	24.13	25.34	26.61	27.94	47,798.40	58,115.20
Water Utility Person III	25.83	27.12	28.48	29.90	31.39	53,726.40	65,291.20
Board of Directors	\$260 per day for meeting attendance in accordance with District rules						

# Capital Improvement Budget

## What are Capital Improvements?

Capital improvements include the purchase, construction, replacement, addition, or major repair of District facilities, infrastructure, and equipment. The selection and evaluation of capital projects involves analysis of District requirements, speculation on growth, the ability to make estimates, and the consideration of historical perspectives. A “capital project” has a monetary value of at least \$5,000, has a useful life of a minimum of two years, and results in the creation or revitalization of a fixed asset. A capital project is usually relatively large compared to other “capital outlay” items that may be included in the annual operating budget. Vehicles and heavy equipment are considered capital projects by the District for the purpose of financial planning.

## Ten Year Capital Improvement Plan

In March 2017, the Board of Directors adopted the 2017-2026 Ten Year Capital Improvement Plan (CIP) which was subsequently updated in March 2018. The CIP is a ten-year fiscal planning tool used to identify the future capital needs of the Beaumont-Cherry Valley Water District (BCVWD/District), as well as identify the timing and method of financing those capital needs. The District, like other water agencies across California, must deal with population growth, aging infrastructure, climate change and environmental mandates, and an influx of new technologies. The reality is that infrastructure cannot simply be replaced. Upgrades are essential and necessary to meet customer needs at affordable rates. Water meters, for example, must become intuitive, two-way communication devices and wells need to be built with next-generation computers to maximize pumping efficiencies and provide for added security.

Many of these enhancements and upgrades are costly, but necessary. The CIP is designed to show how the District will build, maintain, and manage the assets needed to produce, treat, and distribute water while keeping costs as low as possible. This planning tool provides the framework for District investments over a ten-year horizon, while providing the flexibility to adapt to changing infrastructure needs and opportunities as they arise.

Generally, projects included in the CIP are non-recurring projects that exceed \$5,000 in cost and have a useful life of a minimum of two years which qualifies them as capital assets per the District’s capitalization policy. In fact, the larger capital projects in the CIP have costs exceeding \$1,000,000 and useful lives of ten to fifty years. The District’s CIP includes projects in five distinct improvement groups: Potable Water Infrastructure projects, Non-Potable Water Infrastructure projects, Pipeline Replacement projects, and Capital Acquisitions such as IT replacements and upgrades and vehicle replacements. Projects in the CIP that have significant cost may require the use of reserves, low-interest loans, or bond debt to finance their costs.

The schedule presented as Appendix C in this Capital Improvement Budget (CIB) includes the next five years of the CIP as adopted by the Board in March 2018, and is separated into the following project types: Potable Infrastructure Projects, Potable Pipeline Replacements, IT Network Infrastructure Projects, IT SCADA Infrastructure Projects, IT/Field Operations/Administration Projects, Vehicles & Equipment, and Non-Potable Infrastructure Projects, with revisions made periodically due to the dynamic nature of the CIP. Additionally, because of inflationary adjustments to these projects, a project that is initially budgeted for in one year but is not

completed in that year may have a higher total cost than in the previous CIB. Similarly, as the CIP is reviewed and certain projects are moved back or forward in time, the total project costs may change due to inflationary adjustments. Appendix C shows the Estimated Carry Over 2021 Budget amount, with the years 2022 through 2026. The emphasis is on the 2022 budget year as this is the spending plan for the upcoming year. Of the ten-year period covered in the CIP, the upcoming fiscal year is the most detailed and accurate since it is based on the most current plans and ongoing projects.

Significant multi-year projects with total costs in 2016, adjusted for inflation, dollars greater than \$250,000 and scheduled to commence or continue (carryover) in 2022 are described in detail below.



## *Potable Infrastructure Projects*

- EOC-001      BCVWD EOC Staffing and Space Requirements (\$20,007,500)**  
Short term cost of \$1,760,000 is for the purchase of land in the next 3 - 5 years and completion of facilities planning (soft costs) for a future District office facility based on preliminary projections of staffing needs over time. The short-term cost proposed is \$1M as an estimated purchase cost for land and associated soft costs of \$760K.
- DPX-001      Disaster Preparedness Equipment (\$992,500)**  
District staff, in coordination with the ongoing improvements to the District's safety plan, has identified areas of vulnerability in assessing responses to emergency situations and has identified as necessary the purchase of certain equipment such as backup generators and an emergency communications system.
- WR-SITES-Reser      Investment in Sites Reservoir Project (\$30,206,900)**  
The revised project is estimated to cost approximately \$3 billion, (2019 \$), down from an initial project estimate of over \$5 billion. Although it is too early in the planning process to determine the final cost to participating members, the District's Board has authorized a participation level of 4,000 "shares" or AF of supply in conjunction with the SGPWA's 10,000 AFY of supply participation during the planning phase of this project.
- TM-2750-0001      Cherry Reservoir 1 & 2 Exterior Recoat and Retrofit (\$500,000)**  
Removal of exterior paint coating and repainting of the exterior of both Cherry I and Cherry II, 1 MG potable water storage tank.
- W-2750-0001      Replacement for Well 2 (\$6,344,100)**  
Drill and outfit new Beaumont Basin deep well to replace Well 2 on Well 2 site at corner of 12th and Michigan St., 2000 gpm, 700 ft TDH, 500 HP.
- W-2750-0002      2750 Zone Well in Noble Creek Regional Park (\$7,423,700)**  
Drill and outfit new Beaumont Basin deep well in southwest corner of Noble Creek Regional Park., 2000 gpm, 700 ft TDH, 500 HP.
- W-2750-0005      Replace 2750 Zone Well 1 (\$4,436,900)**  
Drill and outfit new Beaumont Basin deep well to replace Well 1 on Well 1 site at 12<sup>th</sup> and Palm, 2000 gpm, 700 ft TDH, 500 HP.
- BP-2850-0001      2850 Zone to 3040 Zone Booster Pump Station (\$4,192,300)**  
Construct new 2850 to 3040 Booster Pumping Station at the Vineland Tanks. Design for 4 pumps ultimate, install 3 initially @ 2100 gpm, 220 ft TDH, 200 HP each.
- TM-2850-0001      Vineland 1 Exterior Recoat and Retrofit (\$250,000)**  
Removal of exterior paint coating and repainting of the exterior of Vineland I, a 1 MG potable water storage tank.

- W-2850-0001 New Beaumont Basin Well on Pardee Sundance Site (\$7,423,700)**  
Drill and outfit new Beaumont Basin deep well on Pardee Sundance Site, 2000 gpm, 700 ft TDH, 500 HP, Note that this well could pump to 3040 Zone also.
- T-3040-0001 2 MG 3040 Zone Tank (\$4,169,200) and Pressure Zone Pipeline (\$1,348,000)**  
Construct additional 2 MG steel tank adjacent to existing 1 MG Noble (3040) Zone Tank on District Property and construct new transmission main to connect into the 3040 Zone.
- TM-3040-0001 Highland Springs Reservoir Recoat and Retrofit (\$350,000)**  
Removal of interior and exterior paint coating and repainting of the interior and exterior of Highland Springs Reservoir, a 1 MG potable water storage tank.
- TM-3040-0001 Lower Edgar Reservoir Recoat and Retrofit (\$350,000)**  
Removal of interior and exterior paint coating and repainting of the interior and exterior of Lower Edgar Reservoir, a 1 MG potable water storage tank.
- WR Grand Avenue Storm Drain (\$5,625,300)**  
Construct interceptor storm drain in Grand Ave from Bellflower Ave. to Phase 2 of the Noble Creek Facility Phase II to intercept relatively clean urban runoff. Watershed area = 505 acres, for 10year approx. 380 cfs.

*Potable Pipeline Replacements*

- P-2750-0056 Michigan Avenue, 5th Street to 6th Street (\$336,400)**  
Remove and replace 530 ft. long 8 in. Michigan Avenue pipeline from 5<sup>th</sup> Street to 6<sup>th</sup> Street.
- P-2750-0092 11th Street, Beaumont Avenue to Elm Avenue (\$1,377,500)**  
Remove and replace 1,950 ft. long 8 in. 11<sup>th</sup> Street pipeline from Beaumont Avenue to Elm Avenue.
- P-3040-0023, 0024, 0025, 0026**  
**P-3330-0003**  
**P-3620-0009 2020-2021 Replacement Pipelines (\$1,521,200)**  
P-3040-0023, 0024:  
Replacement of approximately 270 LF of 6" steel pipeline with 8" DIP, along Lambert Road and Bing Place (each, total of 540 LF), west of Cherry Avenue.  
P-3040-0025:  
Replacement of approximately 1,250 LF of 6" steel pipeline with 8" DIP, along Star Lane, Sky Lane, and View Drive, south of Orchard Street.  
P-3040-0026:  
Replacement of approximately 900 LF of 4" steel with an 8" DIP pipeline, along the unpaved alignment of Utica Way from Vineland Street north to View Drive.  
P-3330-0003:

Replacement of approximately 1,380 LF of 6" steel pipeline with 8" DIP in Avenida Sonrisa, from Avenida San Timoteo westerly to the end of the existing 6" steel line.

P-3620-0009:

Replacement of approximately 300 LF of 6" steel pipeline with 8" DIP, along Avenida Miravilla from Quail Road south to the termination of the existing 6" steel water line.

**P-3620-0001 "B" Line Upper Edgar to upper end of 20" DIP and from lower end 20" DIP to Balance Line in Edgar Canyon (\$1,744,500)**

Install 3,000 ft. long 20 in. "B" Line Upper Edgar to upper end of 20" DIP and from lower end 20" DIP to Balance Line in Edgar Canyon.

**P-3620-0012 Ave Altejo Bella, Ave Miravilla to end of cul-de-sac (\$328,200)**

Replacement of approximately 970 LF of 8" steel with an 8" DIP pipeline, in Avenida Altejo Bella from Avenida Miravilla to the end of the cul-de-sac.

**P-3620-0015 Appletree Ln, "B" Line to Oak Glen Rd**

Replacement of approximately 2,170 LF of 8" steel with an 8" DIP pipeline, in Appletree Lane, from "B" Line to Oak Glen Road.

Significant equipment and vehicle purchase greater than \$50,000 and scheduled to commence or continue (carryover) in 2022 are described in detail below.

*IT Network Infrastructure*

**IT-NETW-0011 Server Room Uninterrupted Power Source (\$50,900)**

This will provide necessary uninterrupted power in the server room to critical systems at the District in the event of a power failure before building generator is online and operational.

**IT-NETW-0013 Servers and Related Equipment (4 per year, 3-year life, \$15K per server) (\$60,000)**

This is an ongoing CIP project that is designed to replace older server and appliance equipment that power critical systems at the District.

*IT SCADA Infrastructure*

**IT-SCAD-0002 Wonderware SCADA Phase 2 Project (\$358,000)**

Replace the existing SCADA system with a more modern platform that enabled District staff to utilize mobile devices and replaces outdated system components.

**IT-SCAD-0003 Wonderware SCADA Phase 3 Project (\$204,900)**

Replace the backhaul connectivity and devices throughout the District to improve communication and monitor system devices.

**IT-SCAD-0004 AMR/AMI Deployment Project (\$5,704,300)**

This partially grant-funded project will replace all the District's 19,000+ water meters with current automatic read technology, saving staff time, reducing errors and eliminating wear

and tear on District vehicles, while offering a new and informational data set for detecting leaks within the transmission and distribution system.

#### *IT/Field Operations/Administration Projects*

##### **IT-ADMN-0001 Laser-Fishe Digitized File Room Project (\$66,400)**

This project will add a digital document solution to the District, allowing staff to more efficiently manage and locate files that would otherwise be physical.

#### *Vehicles and Equipment*

##### **VE-TRUK-0012 2008 Ford F450 (Dec 2008) Unit #5 (\$75,000)**

Purchase a replacement for unit #5, a 2008 Ford F450. The purchase of a 2021 Ford F450 with 14' Combo Bed was approved by the Board in January 2021 and has been ordered but is not anticipated to be received until 2022.

##### **VE-TRUK-0013 2008 Ford F-550 1 Ton Truck w/ ¾ Ton Dump Bed (Apr 2009) Unit #12 (\$71,000)**

Purchase a replacement for unit #12, a 2008 Ford F550 1 Ton Truck w/ ¾ Ton Dump Bed.

##### **VE-TRUK-0014 2011 Ford F350 (Jan 2011) Unit #17 (Appropriately Sized F-450) (\$60,000)**

Purchase a replacement for unit #17, a 2011 Ford F350, with an appropriately sized 2022 Ford F450.

##### **VE-TRUK-0015 GIS / Muck Truck (Freightliner Diesel) (May 2004) Unit #8 (\$207,300)**

Purchase a replacement for unit #8, a Freightliner Diesel.

##### **VE-TRUK-0018 2012 Ford F350 Super Duty Unit #4 (Appropriately Sized F-450) (\$60,000)**

Purchase a replacement for unit #4, a 2012 Ford F350, with an appropriately sized 2022 Ford F450.

Significant multi-year projects with total costs in 2016 dollars, adjusted for inflation, greater than \$250,000 and scheduled to commence or continue (carryover) in 2022 are described in detail below.

#### *Non-Potable Infrastructure Projects*

##### **NEO-0000-0001 Recycled Water Conversion and Implementation (\$691,800)**

Conduct site mapping and inspection, shutdown testing, master engineers report, end user permitting, and other costs as necessary in preparation of receiving and distributing Recycled Water.

##### **NBP-2600-0003 2800 Zone Non-potable Booster at COB Treatment Plant (\$9,807,900)**

Construct a booster pump station at a location to be determined near the City of Beaumont Wastewater Treatment Plant.

- NP-2600-0001    24" San Timoteo Canyon Rd, Palmer to Tukwet Canyon (\$5,373,900)**  
Install 24" recycled water main in San Timoteo Canyon Road from Palmer Avenue to Tukwet Canyon Parkway.
- NP-2600-0002    12" Tukwet Canyon, Champions to Suncal Tract (\$615,900)**  
Install 12" recycled water main in Tukwet Canyon Parkway from Champions Drive to the SunCal development.
- NP-2600-0003    18" Tukwet Canyon, SunCal Tract to San Timoteo (\$1,376,600)**  
Install 18" recycled water main in Tukwet Canyon Parkway from the SunCal development to San Timoteo Canyon Road.
- NP-2600-0004    18" San Timoteo Canyon, Tukwet Canyon to end of Existing NP (\$1,789,600)**  
Install 18" recycled water main in San Timoteo Canyon Road from Tukwet Canyon Parkway to the end of the existing non-potable system.
- NPR-2800-0001    2800 to 2600 Non-potable Water Pressure Regulator (\$241,300)**  
Install non-potable water pressure regulator for the 2800 Zone down to the 2600 Zone.

## Appendices – Capital Improvements

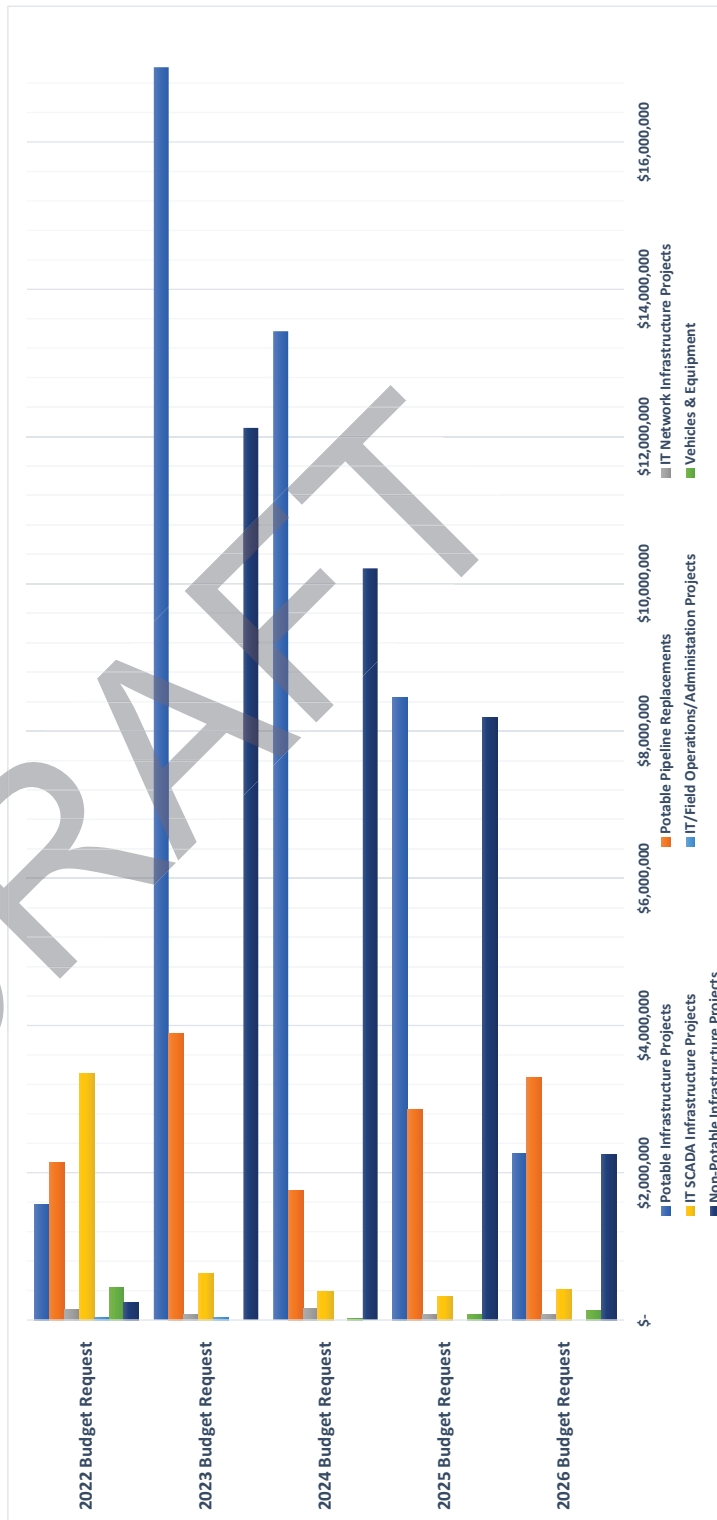




**Beaumont-Cherry Valley Water District**  
**2022-2026 Capital Improvement Budget**  
**Appendix A**  
**2022 - 2026 Capital Improvement Budget Summary by Type**

**DRAFT**

Capital Improvement Program	Footnotes	Estimated Carry Over 2021 Budget	2022 Budget Request	2023 Budget Request	2024 Budget Request	2025 Budget Request	2026 Budget Request	5-Year Budget Total
Potable Infrastructure Projects		\$ 15,253,000	\$ 1,569,200	\$ 18,636,900	\$ 13,430,700	\$ 8,460,400	\$ 2,268,700	\$ 59,618,900
Potable Pipeline Replacements		1,851,700	2,140,200	3,892,400	1,758,000	2,861,500	3,293,000	15,796,800
IT Network Infrastructure Projects	(1)	(15,900)	144,800	78,000	163,000	78,000	78,000	525,900
IT SCADA Infrastructure Projects		1,288,000	3,345,700	628,400	386,000	323,200	408,700	6,380,000
IT/Field Operations/Administration Projects		139,100	33,200	33,200	-	-	-	205,500
Vehicles & Equipment		145,000	438,100	12,117,700	19,800	71,400	131,600	805,900
Non-Potable Infrastructure Projects		4,286,400	239,800	12,117,700	10,210,100	8,182,600	2,241,800	37,278,400
<b>Total</b>		<b>\$ 22,947,300</b>	<b>\$ 7,911,000</b>	<b>\$ 35,386,600</b>	<b>\$ 25,967,600</b>	<b>\$ 19,977,100</b>	<b>\$ 8,421,800</b>	<b>\$ 120,611,400</b>



**Footnotes**

**General** 5-Year Budget Total includes Estimated 2021 Carryover

(1) Unspent funds from Workstation Replacement project for 2020 were not carried over to 2021, causing the negative carryover for 2021.

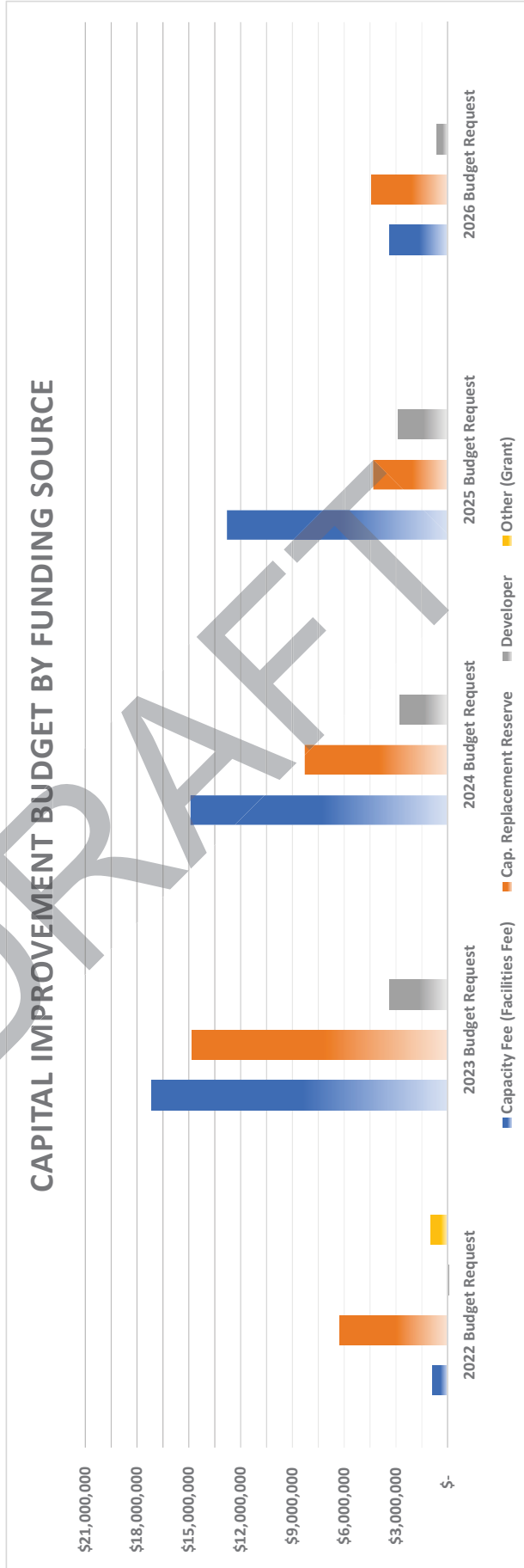


# Beaumont-Cherry Valley Water District 2022-2026 Capital Improvement Budget

DRAFT

## Appendix B 2022 - 2026 Capital Improvement Budget by Funding Source

Funding Source	Footnotes	Estimated Carry Over 2021 Budget	2022 Budget Request	2023 Budget Request	2024 Budget Request	2025 Budget Request	2026 Budget Request	5-Year Budget Total
Capacity Fee (Facilities Fee)		\$ 12,282,400	\$ 873,000	\$ 17,173,600	\$ 14,905,000	\$ 12,790,100	\$ 3,369,300	\$ 61,393,400
Cap. Replacement Reserve		8,673,200	6,236,900	14,835,500	8,288,800	4,312,400	4,415,600	46,762,400
Developer	(1)	1,802,800	(173,200)	3,377,500	2,773,800	2,874,600	636,900	11,292,400
Other (Grant)		188,900	974,300	-	-	-	-	1,163,200
<b>Total</b>		<b>\$ 22,947,300</b>	<b>\$ 7,911,000</b>	<b>\$ 35,386,600</b>	<b>\$ 25,967,600</b>	<b>\$ 19,977,100</b>	<b>\$ 8,421,800</b>	<b>\$ 120,611,400</b>



### Footnotes

**General** 5-Year Budget Total includes Estimated 2021 Carryover

(1) Pipeline Project 8" Sundance TR, Marylane, Tioga Tr West, budgeted for 2021, will not be constructed



Beaumont-Cherry Valley Water District  
2022-2026 Capital Improvement Budget  
Appendix C  
2022 - 2026 Capital Improvement Budget Detail

DRAFT

Engineering Project #	Footnotes	Capital Improvement Program	Estimated Carry Over 2021 Budget	2022 Budget Request	2023 Budget Request	2024 Budget Request	2025 Budget Request	2026 Budget Request	5-Year Budget Total
<b>Potable Infrastructure Projects</b>									
EOC-001		BCVWD EOC Staffing and Space Requirements	1,000,000	-	\$ 760,000	\$ -	\$ -	\$ -	1,760,000
DPX-001		Disaster Preparedness Equipment	466,100	-	233,100	233,100	-	-	932,300
WR-SITES-Reser		Investment in Sites Reservoir Project	93,700	400,000	519,600	866,100	1,039,300	1,385,700	4,304,400
		2020 Capacity Charge Study	47,800	-	-	-	-	-	47,800
	(1)	Well Eyewash Station Additions	41,200	-	-	-	-	-	41,200
	(2)	Climate Control for High Horsepower Electrical Buildings	57,500	-	-	-	-	-	57,500
	(2)	Arc Flash Study & Improvement Project	67,500	-	-	-	-	-	67,500
M-0000-0001	(1)	800HP Spare Motor	44,900	-	-	-	-	-	44,900
M-0000-0002		Chlorination Retrofit At Misc. Wells (6 Well Sites)	71,500	-	-	-	-	-	71,500
BP-2750-0001		2750 Zone to 2850 Zone Booster Pump Station	-	-	1,195,800	2,917,000	-	-	4,112,800
M-2750-0001		2850/2750 Pressure Reducing Station & Piping (Cherry Reservoir)	-	-	61,100	-	-	-	61,100
TM-2750-0001	(3)	Cherry Reservoir 1 & 2 Exterior Recoat and Retrofit	-	500,000	-	-	-	-	500,000
W-2750-0001	(4)	Replacement for Well 2	1,796,400	-	2,304,400	2,511,100	-	-	6,611,900
W-2750-0002	(4)	2750 Zone Well in Noble Creek Regional Park	2,115,000	-	541,800	5,119,000	-	-	7,775,800
W-2750-0005	(4)	Replace 2750 Zone Well 1	1,668,200	-	2,771,200	-	-	-	4,439,400
BP-2850-0001		2850 Zone to 3040 Zone Booster Pump Station	-	419,200	3,906,400	-	-	-	4,325,600
TM-2850-0001	(3)	Vineland 1 Exterior Recoat and Retrofit	-	250,000	-	-	-	-	250,000
W-2850-0001	(4)	New Beaumont Basin Well on Pardee Sundance Site	-	-	2,291,900	559,100	5,541,000	-	8,392,000
W-2850-0006		Re-equip Well 23	-	-	-	-	522,300	589,800	1,112,100
BP-3040-0001		3040 to 3330 Booster Pump Station at Noble Tank	-	-	244,100	1,137,200	1,217,300	-	2,598,600
M-3040-0002		Noble Booster Pump and Motor (Spare Pump & Motor)	25,300	-	-	-	-	-	25,300
T-3040-0001 Tank	(4)	2 MG 3040 Zone Tank	3,168,700	-	711,400	-	-	-	3,880,100
T-3040-0001 PZ Pipeline	(4)	Pressure Zone Pipeline	1,047,800	-	235,100	-	-	-	1,282,900
TM-3040-0001	(2)	Highland Springs Reservoir Recoat & Retrofit	402,200	-	-	-	-	-	402,200
PR-3330-0001		3330 to 3150 Lower Mesa, Noble Regulator	-	-	-	88,100	-	-	88,100
TM-3330-0001		Lower Edgar Reservoir Recoat & Retrofit	402,200	-	-	-	-	-	402,200
PR-3620-0001	(2)	3620 to 3330 Fisher Pressure Regulator	50,300	-	-	-	140,500	-	190,800
BP-HS-0001		Add 3rd Booster Pump and Fire Pump at HS Hydropneumatic	-	-	-	-	-	293,200	293,200
WR	(4)	Grand Avenue Storm Drain	2,686,700	-	2,861,000	-	-	-	5,547,700
<b>Total Potable Infrastructure Projects</b>			<b>15,253,000</b>	<b>1,569,200</b>	<b>18,636,900</b>	<b>13,430,700</b>	<b>8,460,400</b>	<b>2,268,700</b>	<b>59,618,900</b>



Beaumont-Cherry Valley Water District  
2022-2026 Capital Improvement Budget  
Appendix C  
2022 - 2026 Capital Improvement Budget Detail

DRAFT

Engineering Project #	Footnotes	Capital Improvement Program	Estimated Carry Over 2021 Budget	2022 Budget Request	2023 Budget Request	2024 Budget Request	2025 Budget Request	2026 Budget Request	5-Year Budget Total
<b>Potable Pipeline Replacements</b>									
P-2750-0025		Maple Ave., 1st St to 3rd St	-	\$	64,500	268,200	-	-	332,700
P-2750-0035		Allegheny St., 6th to 8th	-	-	-	-	50,300	209,400	259,700
P-2750-0036		Michigan St., 6th to 8th	-	-	96,600	401,900	-	-	498,500
P-2750-0045		7th St., California Ave. to Beaumont Ave.	-	-	-	-	107,300	446,400	553,700
P-2750-0049		10th St., Palm Ave. to Michigan Ave.	-	-	-	-	53,400	222,300	275,700
P-2750-0050		Orange Ave., 8th St to 10th st	-	-	-	-	129,800	540,000	669,800
P-2750-0056	(3)	11th Street, Beaumont Avenue to Elm Avenue	-	275,500	1,145,800	-	-	-	1,421,300
P-2750-0057		Magnolia Ave., 7th to 8th	-	-	-	-	39,200	163,200	202,400
P-2750-0058		Wellwood Ave., B St north to end	-	-	-	-	10,700	44,700	55,400
P-2750-0064	(5)	Antonell Court, Pennsylvania Ave. to Cherry Ave.	-	-	-	-	-	-	-
P-2750-0066		Egan Ave.-Wellwood Ave. Alley, 5th to 8th St	-	-	85,800	356,700	-	-	442,500
P-2750-0067		Elm Ave.- Wellwood Ave. Alley, 7th St. to 5th St.	-	-	36,000	149,900	-	-	185,900
P-2750-0068		Elm Ave., 6th to 7th	-	-	22,700	94,300	-	-	117,000
P-2750-0069	(2)	Egan Ave-California Ave. Alley, 5th to 7th	151,000	67,200	311,400	-	-	-	151,000
P-2750-0092	(3)	Michigan Avenue, 5th Street to 6th Street	-	-	-	-	44,500	-	44,500
P-2750-0087		Beaumont 5th to 6th (Abandon pipeline)	-	-	-	-	95,100	395,500	490,600
P-3040-0007		Lincoln St. Cherry Ave to Jonathan Ave	-	-	-	-	305,700	1,271,500	1,577,200
P-3040-0010		Jonathan Ave., Brookside Ave. to Dutton St.	-	-	-	-	-	-	-
P-3040-0023,24,25,26									
P-3330-0003		2020-2021 Replacement Pipelines	-	304,200	1,265,300	-	-	-	1,569,500
P-3620-0009	(6)	Bing Pl	20,700	(20,700)	-	-	-	-	-
P-3040-0023	(6)	Lambert Pl	20,700	(20,700)	-	-	-	-	-
P-3040-0024	(6)	Star Ln, Sky Ln, and View Dr	-	-	-	-	-	-	-
P-3040-0025	(6)	Utica Way, Vineland St to View Dr.	36,700	(36,700)	-	-	-	-	-
P-3040-0026	(6)	Grand Ave., Jonathon Ave. to Bellflower; Cherry Valley Blvd. Bellflower to HS Village 12 in	197,900	-	864,300	-	-	-	1,062,200
P-3040-0027		Avenida Sonrisa	102,200	(102,200)	-	-	-	-	-
P-3330-0003	(6)	"B" Line Upper Edgar to upper end of 20" DIP and from lower end 20" DIP to Balance line and Balance Line in Edgar Canyon	400,900	1,704,000	-	-	-	-	2,104,900
P-3620-0001		"A" Line Upper Edgar to split at Apple Tree Lane Tract	-	-	-	487,000	2,025,500	-	2,512,500
P-3620-0002	(6)	Ave. Miravilla,End of 12-in to Whispering Pines	30,400	(30,400)	-	-	-	-	-
P-3620-0009		Ave Altojo Bella, Ave Miravilla to end of cul-de-sac	221,700	-	-	-	-	-	221,700
P-3620-0012	(4)	Appletree Ln, B line to Oak Glen Rd	669,500	-	-	-	-	-	669,500
P-3620-0015	(4)								
<b>Total Potable Pipeline Replacements</b>			<b>1,851,700</b>	<b>2,140,200</b>	<b>3,892,400</b>	<b>1,758,000</b>	<b>2,861,500</b>	<b>3,293,000</b>	<b>15,796,800</b>



Beaumont-Cherry Valley Water District  
2022-2026 Capital Improvement Budget  
Appendix C  
2022 - 2026 Capital Improvement Budget Detail

DRAFT

Engineering Project #	Footnotes	Capital Improvement Program							
		Estimated Carry Over 2021 Budget	2022 Budget Request	2023 Budget Request	2024 Budget Request	2025 Budget Request	2026 Budget Request	5-Year Budget Total	
IT Network Infrastructure Projects									
IT-NETW-0006	(7)	(15,900)	33,900	18,000	18,000	18,000	18,000	90,000	
IT-NETW-0011		-	50,900	-	-	-	-	50,900	
IT-NETW-0013		-	60,000	60,000	60,000	60,000	60,000	300,000	
Network Infrastructure and Equipment (Network Switches, Firewall Appliances, SAN Storage, Tape/Backup Storage, Power Capacity)									
IT-NETW-0014		-	-	-	85,000	-	-	85,000	
Total IT Network Infrastructure Projects		(15,900)	144,800	78,000	163,000	78,000	78,000	525,900	
IT SCADA Infrastructure Projects									
IT-SCAD-0002		268,500	-	89,500	-	-	-	358,000	
IT-SCAD-0003		153,700	-	51,200	-	-	-	204,900	
IT-SCAD-0004		648,700	3,345,700	-	-	-	-	3,994,400	
IT-SCAD-0005		187,100	-	457,700	356,000	293,200	378,700	1,672,700	
IT-SCAD-0007		30,000	-	30,000	30,000	30,000	30,000	150,000	
Total IT SCADA Infrastructure Projects		1,288,000	3,345,700	628,400	386,000	323,200	408,700	6,380,000	
IT/Field Operations/Administration Projects									
IT-ADMIN-0001			33,200	33,200	-	-	-	66,400	
IT-ADMIN-0002	(1)	115,400	-	-	-	-	-	115,400	
IT-ADMIN-0003		23,700	-	-	-	-	-	23,700	
Total IT Field Operations/Administration Projects		139,100	33,200	33,200	-	-	-	205,500	
Vehicles & Equipment									
VE-TRUK-0002									
VE-TRUK-0003		-	-	-	-	-	26,000	26,000	
VE-TRUK-0004		-	-	-	-	33,200	-	33,200	
VE-TRUK-0005		-	-	-	-	38,200	-	38,200	
VE-TRUK-0006		-	-	-	-	-	26,000	26,000	
VE-TRUK-0007		-	-	-	-	-	26,000	26,000	
VE-TRUK-0010		-	-	-	-	-	43,600	43,600	
VE-TRUK-0012		75,000	-	-	-	-	-	75,000	



Beaumont-Cherry Valley Water District  
2022-2026 Capital Improvement Budget  
Appendix C  
2022 - 2026 Capital Improvement Budget Detail

DRAFT

Engineering Project #	Footnotes	Capital Improvement Program	Estimated Carry Over 2021 Budget	2022 Budget Request	2023 Budget Request	2024 Budget Request	2025 Budget Request	2026 Budget Request	5-Year Budget Total
VE-TRUK-0013		2008 Ford F-550 1 Ton Truck w/ 3/4 Ton Dump Bed (Apr, 2009) Unit #12	-	71,000	-	-	-	-	71,000
VE-TRUK-0014		2011 Ford F350 (Jan, 2011) Unit #17 (Appropriately Sized F-450)	-	60,000	-	-	-	-	60,000
VE-TRUK-0015		GIS / Muck Truck (Freightliner Diesel) (May, 2004) Unit #8	-	207,300	-	-	-	-	207,300
VE-TRUK-0016		Chevrolet Colorado 4X4	35,000	-	-	-	-	-	35,000
VE-TRUK-0017		Chevrolet Colorado 4X4 (Recycled Water)	35,000	-	-	-	-	-	35,000
VE-TRUK-0018	(a)	2012 Ford F-350 Super Duty Unit #4 (Appropriately Sized F-450)	-	60,000	-	-	-	-	60,000
VE-HEAV-0002	(b)	2007 John Deere Backhoe 310SG (Aug, 2009)	-	-	-	-	-	-	-
VE-HEAV-0003	(a)	Large Trailer for Heavy Equipment Transport	-	20,000	-	-	-	-	20,000
VE-EQIP-0001		Air Compressor (May, 1998)	-	19,800	-	-	-	-	19,800
VE-EQIP-0002		Ingersoll Rand Air Compressor (Dec, 2008)	-	-	-	19,800	-	-	19,800
VE-EQIP-0003		Water Buffalo (Feb, 2018)	-	-	-	-	-	10,000	10,000
Total Vehicles & Equipment			145,000	438,100	-	19,800	71,400	131,600	805,900
Non-Potable Infrastructure Projects									
NEO-0000-0001		Recycled Water Conversion and Implementation	520,100	171,700	-	-	-	-	691,800
NPR-2600-0001	(b)	2600 to 2400 Non-potable Water Pressure Regulator	-	-	-	-	-	173,400	173,400
NBP-2600-0003		2800 Zone Non-potable Booster at COB Treatment Plant	881,200	-	7,329,600	1,597,100	-	-	9,807,900
NP-2600-0001	(2)	24" San Timoteo Rd, Palmer to Tukwet Canyon	1,177,400	-	-	1,316,400	1,604,300	-	5,373,900
NP-2600-0002		12" Tukwet Canyon, Champions to Surcal Tract	-	-	-	-	615,900	-	615,900
NP-2600-0003	(2)	18" Tukwet Canyon, Surcal Tract to San Timoteo	301,600	-	326,800	337,200	411,000	-	1,376,600
NP-2600-0004	(2)	18" San Timoteo Canyon, Tukwet Canyon to end of Existing NP	392,100	-	424,900	438,400	534,200	-	1,789,600
NP-2600-0017		12" Sun Cal Tract, Oak Valley Pkwy North to Tukwet Canyon Rd.	-	-	1,191,900	-	-	-	1,191,900
NPR-2600-0002		2600 to 2520 Non-potable Water Pressure Regulator	-	-	-	-	-	173,400	173,400
NPR-2600-0002		2600 Zone Non-potable Regulation and Metering Station	-	-	210,500	-	-	251,900	462,400
NT-2600-0001		3 MG 2600 Zone Non-potable Water Tank	-	-	1,083,500	4,506,300	-	-	5,589,800
NWR-2600-0002	(2)	San Timoteo Creek Non-potable Extraction Wells	840,800	-	-	-	969,900	-	1,810,700
NP-2600-0001		24" in Sunny-Cal, Cherry Valley Blvd to Brookside Ave.	-	-	-	-	-	1,000,800	2,811,500
NP-2800-0012		30" COB WWTP SITE, from 2600 to 2800 Zone Booster Pump (NPB 2600-0003) to 4th	-	-	274,700	1,142,500	-	-	368,800
NP-2800-0014		12" Highland Springs Ave, 2nd St to 1st St	-	-	-	119,500	-	-	1,417,200



Beaumont-Cherry Valley Water District  
2022-2026 Capital Improvement Budget  
Appendix C  
2022 - 2026 Capital Improvement Budget Detail

DRAFT

Engineering Project #	Footnotes	Capital Improvement Program	Estimated Carry Over 2021 Budget	2022 Budget Request	2023 Budget Request	2024 Budget Request	2025 Budget Request	2026 Budget Request	5-Year Budget Total
NP-2800-0016	(5)	12" Sundance TR, Cougar Way South to Park circle	-	-	-	-	-	-	-
NP-2800-0017	(5)	12" Sundance TR, Park circle to Highland Springs Ave.	-	-	-	-	-	-	-
NP-2800-0018	(5)	8" Sundance TR, Cougar Way South to Park square	-	-	-	-	-	-	-
NP-2800-0019	(9)	8" Sundance TR, Mary lane, Tioga Tr West	173,200	(173,200)	-	-	-	-	-
NPR-2800-0001		2800 to 2500 Non-potable Water Pressure Regulator	-	241,300	-	-	-	273,500	514,800
NPT-2800-001		Raw Water Filter System at 2800 PZ Tank	-	-	-	318,300	-	-	318,300
NT-2800-0001		2MG Non-potable 2800 Zone Tank	-	-	-	434,400	4,047,300	-	4,481,700
		<b>Total Non-Potable Infrastructure Projects</b>	4,286,400	239,800	12,117,700	10,210,100	8,182,600	2,241,800	37,278,400
		<b>Total Capital Improvement Program</b>	\$ 22,947,300	\$ 7,911,000	\$ 35,386,600	\$ 25,967,600	\$ 19,977,100	\$ 8,421,800	\$ 120,611,400

Footnotes

- (1) Project completed in 2022 with unspent budget remaining
- (2) Project was initially budgeted for 2021 but will not be initiated until 2023 or later
- (3) New project for 2022
- (4) Project is ongoing
- (5) Project complete
- (6) Project is ongoing, all have been reconciled as one project
- (7) Unspent funds from Workstation Replacement project for 2020 were not carried over to 2021, causing the negative carryover for 2021
- (8) Non-Potable Infrastructure Project Recycled Water Conversion and Implementation was originally estimated to cost \$534,000, with a revised estimated cost of \$691,800
- (9) Pipeline Project 8" Sundance TR, Mary lane, Tioga Tr West, budgeted for 2021, will not be constructed

# Beaumont-Cherry Valley Water District Preliminary Fiscal Year 2021 Operating Budget Carryovers

DRAFT

Account No.	Account Description	Carryover Amount	Carryover Description
01-30-310-580036	Other Professional Services	7,500	Miscellaneous fee (administrative cost recoveries) study contract with Raffelis Financial Consultants, Inc. approved by Board on 8/12/2020.
01-30-320-500176	District Professional Development	17,000	Leadership Academy/Management Training contract with HR Dynamics
01-30-320-580036	Other Professional Services	12,800	Compensation Study contract with Koff Associates approved by Board on 7/14/2021
01-40-410-520061	Maintenance & Repair-Pumping Equipment	48,900	Parts and labor for Well 25 motor repair
01-40-410-520061	Maintenance & Repair-Pumping Equipment	5,500	Parts and labor for Well 23 motor repair
01-40-440-540078	Reservoirs Maintenance	54,500	Reservoir cleaning for 2021
<b>Operating Budget Carryover Total</b>		<b>146,200</b>	

## Background

Staff requests that \$146,200 in unspent funds budgeted for fiscal year 2021 be carried over to the 2022 fiscal year. This is a preliminary list of encumbered or known individual operating expenses in the amount of \$5,000 or more that are anticipated to be spent under a contract or purchase order. Funding for equipment and vehicle purchases and capital projects that are not yet complete is carried forward as a matter of routine. Any request for the carryover of operating funds is reviewed in detail by the Finance and Administrative Services Department and must be justified by the requesting Department.