

**RESOLUTION 2021-09**

**A RESOLUTION OF THE BOARD OF DIRECTORS OF THE  
BEAUMONT-CHERRY VALLEY WATER DISTRICT  
REVISING THE DISTRICT'S SALARY SCHEDULE AND  
ORGANIZATION CHART EFFECTIVE MAY 27, 2021**

**WHEREAS**, it is determined to be in the best interest of the Beaumont-Cherry Valley Water District ("District") to hire and compensate employees to perform desired essential functions and responsibilities; and

**WHEREAS**, The District's Personnel Policies and Procedures provides that classification titles and pay ranges shall be established from time to time upon adoption of a resolution by the Board of Directors; and

**WHEREAS**, the Board of Directors of the District has adopted a salary schedule and organizational chart effective January 1, 2021; and

**WHEREAS**, The District has proposed the creation of one new classification, Accounting Technician, which will replace the existing classification, Account Clerk (Part-time), for inclusion in the Salary Schedule; and

**WHEREAS**, The District has proposed edits to the District Organization Chart to reflect these changes; and

**NOW THEREFORE, BE IT RESOLVED** by the Board of Directors of the Beaumont-Cherry Valley Water District that:

1. The Salary Schedule referenced by Exhibit A and the Organization Chart referenced as Exhibit B are hereby adopted effective May 27, 2021.
2. The Salary Schedule referenced by Exhibit A and the Organization Chart referenced as Exhibit B hereby supersede those adopted by the Board with Resolution 2020-26.

**ADOPTED** this 27th day of May, 2021 by the following vote:


AYES: Covington, Hoffman, Ramirez, Slawson, Williams

NOES:

ABSTAIN:

ABSENT:

ATTEST:



Director Daniel Slawson, President of the  
Board of Directors of the  
Beaumont-Cherry Valley Water District




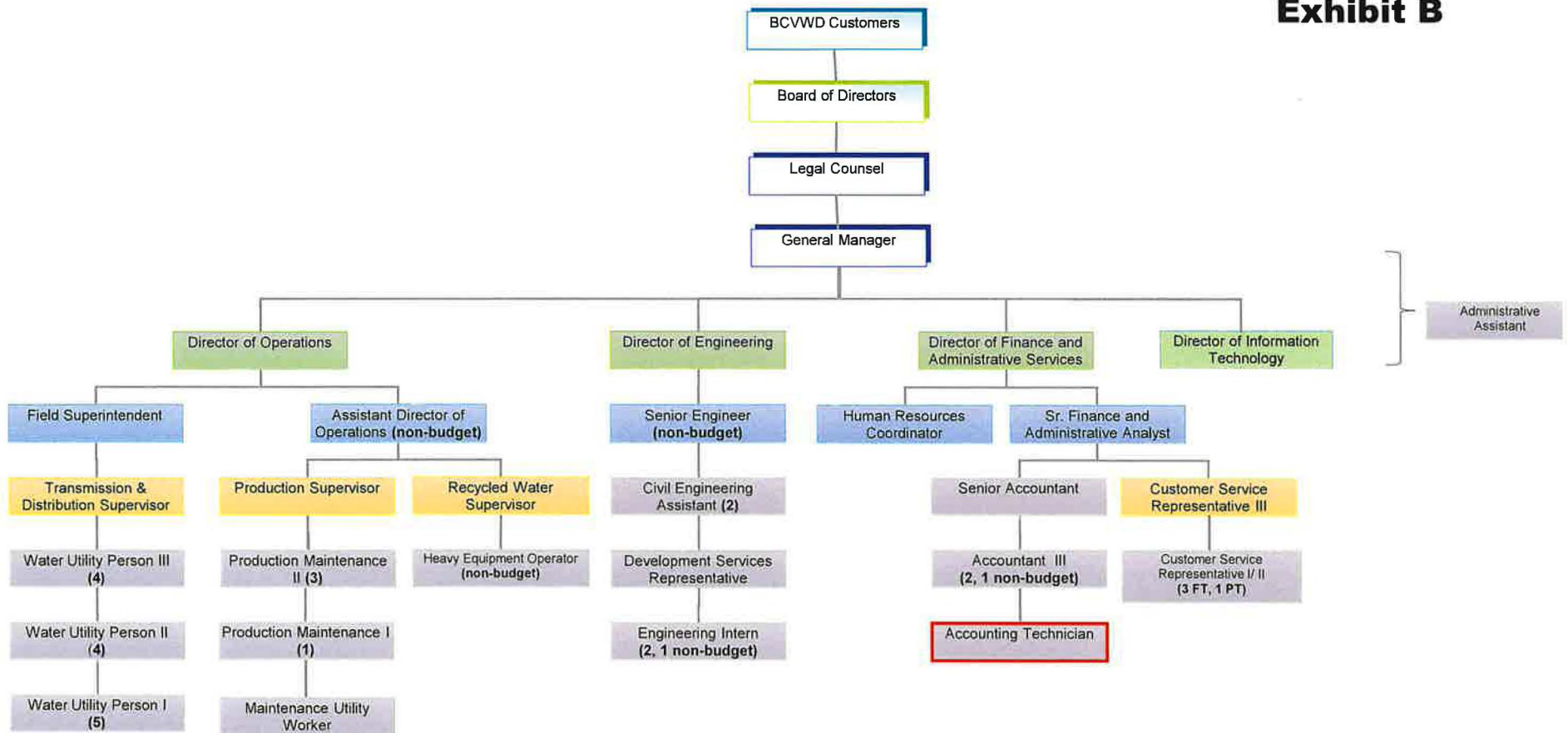
Director Andy Ramirez, Secretary to the  
Board of Directors of the  
Beaumont-Cherry Valley Water District

## Exhibit A

Beaumont-Cherry Valley Water District Salary Schedule							
Effective: May 27,2021 Classification	Hourly Rates					Annual Range	
	1	2	3	4	5		
Accountant III	35.30	37.06	38.91	40.86	42.90	73,424.00	89,232.00
Accounting Technician	26.73	28.07	29.47	30.98	32.50	55,598.40	67,600.00
Administrative Assistant	22.23	23.34	24.51	25.74	27.03	46,238.40	56,222.40
Assistant Director of Operations	42.18	44.29	46.50	48.82	51.26	87,734.40	106,620.80
Civil Engineering Assistant	34.10	35.80	37.59	37.47	41.44	70,928.00	86,195.20
Customer Service Representative I <i>(Part-Time)</i>	17.65	18.53	19.46	20.43	21.45	25,698.40	31,231.20
Customer Service Representative I	17.65	18.53	19.46	20.43	21.45	36,712.00	44,616.00
Customer Service Representative II	20.76	21.80	22.89	24.03	25.23	43,180.80	52,478.40
Customer Service Representative III	26.35	27.67	29.05	30.50	32.02	54,808.00	66,601.60
Development Services Representative	25.20	26.46	27.78	29.17	30.63	52,416.00	63,710.40
Director of Engineering	70.22	73.73	77.42	81.29	85.35	146,057.60	177,528.00
Director of Finance and Administrative Services	62.80	65.94	69.24	72.70	76.34	130,624.00	158,787.20
Director of Information Technology	56.23	59.04	61.99	65.09	68.34	116,958.40	142,147.20
Director of Operations	61.35	64.42	67.64	71.02	74.57	127,608.00	155,105.60
Engineering Intern	15.00	15.75	16.54	17.37	18.24	31,200.00	37,939.20
Field Superintendent	42.18	44.29	46.50	48.82	51.26	87,734.40	106,620.80
General Manager	contract rate increased by COLA				112.75		234,520.00
Heavy Equipment Operator (1000 HR)	31.27	32.83	34.47	36.19	38.00	65,041.60	79,040.00
Human Resources Coordinator	26.35	27.67	29.05	30.50	32.02	54,808.00	66,601.60
Maintenance Utility Worker	21.50	22.58	23.71	24.90	26.15	44,720.00	54,392.00
Production Maintenance I	21.17	22.23	23.34	24.51	25.74	44,033.60	53,539.20
Production Maintenance II	25.95	27.25	28.61	30.04	31.54	53,976.00	65,603.20
Production Supervisor	34.27	35.98	37.78	39.67	41.65	71,281.60	86,632.00
Recycled Water Supervisor	33.93	35.63	37.41	39.28	41.24	70,574.40	85,779.20
Senior Accountant	37.06	38.91	40.86	42.90	45.04	77,084.80	93,683.20
Senior Engineer	58.51	61.44	64.51	67.74	71.13	121,700.80	147,950.40
Sr. Finance and Administrative Analyst	41.29	43.35	45.52	47.80	50.19	85,883.20	104,395.20
Transmission & Distribution Supervisor	33.93	35.63	37.41	39.28	41.24	70,574.40	85,779.20
Water Utility Person I	18.56	19.49	20.46	21.48	22.55	38,604.80	46,904.00
Water Utility Person II	21.83	22.92	24.07	25.27	26.53	45,406.40	55,182.40
Water Utility Person III	24.52	25.75	27.04	28.39	29.81	51,001.60	62,004.80
Board of Directors	\$260 per day for meeting attendance in accordance with District rules						

# BCVWD Organization Chart 2021

## Exhibit B



Effective May 27, 2021